

COMPUTE!

The Leading Magazine Of Home, Educational, And Recreational Computing

COMPUTERS: POWERFUL NEW MUSIC MACHINES

Digital Technology
Comes Home


DAZZLING GRAPHICS!

The Quick And Easy Way
To Spectacular Screens

- IBM PC Math Graphics
- Color Pad For The 64
- Amiga Math Draw

Casino Blackjack

Las Vegas card game
for 64, Apple II, PC,
Atari, and Amiga



02193 \$3.00

\$4.25 Canada



0 71486 02193 3

FEEL THE HEAT



No matter what kind of game you're in the mood for, you'll find that if it's in a box marked FIREBIRD, it's really hot!

Firebird offers the excitement of a whole range of challenges — Adventures and Strategies for long rainy weekends, Arcade games for exhilarating evenings, Simulations when you need to get away from it all, Productivity software when you're feeling — well, productive.

Look for the Firebird — it stands for top-quality software in virtually every category.

Adventures Ablaze

The world has been waiting for a sequel to the highly-acclaimed PAWN, with its stunning graphics and revolutionary text-handling system. Here at last is GUILD OF THIEVES, an extraordinary Adventure like no other! Look for the Firebird logo on other addictive Adventures, too — like the stunning GOLDEN PATH, or the magical illusion of KNIGHT ORC with its superb graphics.

Four-Alarm Arcade Action

When it comes to fast-paced Arcade games, nothing beats Firebird's STARGLIDER, a breathtaking combat flight simulation with incredibly rapid 3D vector effects.



Or try ELITE, a game so different it defies



categorization, or the endlessly puzzling CHOLO.



Sizzling Strategies

If you're in the mood for Strategy, and have exceptional concentration and near-perfect hand/eye coordination, you'll love the challenge of SENTRY with its more than 10,000 full-color landscapes and four-way scrolling. More Strategies from Firebird: the revolutionary UNIVERSAL MILITARY SIMULATOR* and TRACKER, games that introduce totally new concepts in tactical warfare.



Power for Productivity

Firebird even offers economical, professional-quality Productivity software! ADVANCED ART STUDIO is a comprehensive art package with

powerful graphics routines, while our MUSIC SYSTEM in both concise and advanced versions, brings new stimulation to music lovers. This is Firebird — the best in interactive software of every description. We'll prove to you that you don't have to keep switching brands to satisfy your obsession for challenge!

CREDIT CARD HOTLINE
(201) 444-5700



"The First Full Line In Software"

Firebird Licensees, Inc.
P.O. Box 49, Ramsey, NJ 07446
(201) 444-5700


Firebird software for IBM-compatible systems, Amiga, C64, Atari 520ST, Macintosh, and Apple II, is available from \$24.95 to \$59.95.

Firebird, and the Firebird logo are registered trademarks of Firebird Licensees, Inc.

*Available January '81

IBM is a registered trademark of International Business Machines Corporation. Amiga and Commodore 64 are registered trademarks of Commodore Business Machines, Inc. Macintosh and Apple II are registered trademarks of Apple Computer, Inc. 520ST is a registered trademark of Atari Corporation.

AIM HIGH



PRESENTING TECHNOLOGY THAT LETS YOU PROGRAM YOUR OWN DESTINY.

Electronics and computer equipment can be state-of-the-art today. And ready for the garbage can tomorrow.

Demand for technology is changing that fast. And the people who can stay on top of it can write their own ticket in this world.

That's the beauty of the Air Force.

We can put you to work with technology that you may not read about in magazines for years.

We can teach you how to make sense of the

most intimidating circuitry in existence anywhere.

If you attend college, we'll pick up 75% of your tuition. You can even earn an associate degree from the Community College of the Air Force.

What does all that mean?

It means there's no telling where technology is going in the future.

But with Air Force training, you've always got a future to look forward to. For more information, call an Air Force recruiter at 1-800-423-USAF.



EASY Working™

From Spinnaker



Easy Working™ is a line of high quality, low cost personal productivity programs designed for the person who wants to spend time doing useful work, not struggling with complex computer commands and long manuals. Each Easy Working product is carefully designed to work alone or in combination with other members of the Easy Working family.

On-screen menus provide "at-a-glance" summaries of the features of the program. When you select a feature from the menu bar, a menu drops down to show all of the available options. Every command available is displayed in the drop-down menu. You will find that you will spend less time getting to know the program and more time on your projects. And since each member of the Easy Working family uses the same command structure, once you learn how to use one, you'll find a head start on learning to use the other two. But don't be fooled. Easy doesn't mean incomplete. Easy Working products are full-featured.

Easy Working™: The Writer™:

Complete word processing features allow you to create your letters and reports and arrange them to suit your needs, includes 100,000 word spellchecker. Editing functions include insert, delete, cut, paste, and copy.

Easy Working™: The Filer™:

A multi-purpose program which simplifies the storage, selection, and reporting of information. Maintain or create mailing lists, inventories, club memberships, and other types of information.

Easy Working™: The Planner™:

The Planner provides you with all of the professional features of an electronic spreadsheet. Extensive mathematical operations easily create your spreadsheet for budgeting, tax calculation, expense reports, financial statements, and other applications.

The Writer, The Filer, and The Planner fully integrate with each other.

Available at fine software dealers or for orders only call:

1-800-826-0706

Others call: (617) 494-1200

Apple II+, IIe, IIc	\$9.95
Commodore 64/128	\$9.95
IBM/PC/AT	\$9.95

SPINNAKER

Spinnaker Software, Corp., One Kendall Square, Cambridge, MA 02139

COMPUTE!

MARCH 1988
VOLUME 10
NUMBER 3
ISSUE 94

The Leading Magazine of Home, Educational, and Recreational Computing

FEATURES		GUIDE TO ARTICLES AND PROGRAMS
6 Computers: The Powerful, New Music Machines Tom Netsel		•
12 Buyer's Guide to Tax Preparation Software Caroline D. Harlon		•
30 Casino Blackjack John Hamilton		AP/AT/AM/ 64/PC/PCjr
44 Centerstage: AMIGA!—The World of Commodore Show Neil Randall		•
48 The Amiga Virus Jim Butterfield		AM
REVIEWS		
20 Top Fuel Eliminator Russ Fisher		AP/64
21 Thexder James V. Trunzo		AP/AM/PC
24 ProDrive for the Amiga Scott Thomas		AM
25 Dark Castle Rhett Anderson		Mac/ST/ AM/64/PC
25 Postcards Ervin Bobo		AP/Mac/64/PC
26 Empire Neil Randall		AP/ST/AM/PC
COLUMNS AND DEPARTMENTS		
4 The Editor's Notes Keith Ferrell and Selby Bateman		•
50 Readers' Feedback The Editors and Readers of COMPUTE!		•
52 Microscope Sheldon Leemon		•
54 Computers and Society: Computers, Writing, and AI David D. Thornburg		•
55 The Beginner's Page: Making Music with BASIC C. Regena		•
57 IBM Personal Computing: Computer Stew Donald B. Trivette		PC
58 The World Inside the Computer: Computers of the Future Fred D'Ignazio		•
59 Telecomputing Today: The Trojan Wars Arlan R. Levitan		•
60 AmigaView: Third-Party Hardware and Software Sheldon Leemon		AM
61 ST Outlook: Snooping into Your Disks Philip I. Nelson		ST
63 INSIGHT: Atari—More on Structure Bill Wilkinson		AT
THE JOURNAL		
64 Cursor Plus Emmanuel Gendrano and Greg Knauss		AT
66 Math Graphics for the IBM PC Jay Seaver		PC
69 The Elementary Amiga, Part 4 Jim Butterfield		AM
72 Color Pad Forrest Bentley		64
83 Math Draw for Amiga Rhett Anderson		AM
86 Catalog to Text File Jason Fuller		AP
71 CAPUTEI: Modifications or Corrections to Previous Articles		
88 COMPUTE!'s Guide to Typing In Programs		
94 MLX: Machine Language Entry Program for Commodore 64		
98 MLX: Machine Language Entry Program for Apple		
100 Advertisers Index		
	NOTE: See page 88 before typing in programs.	
		AP Apple, GS Apple IIGS, Mac Macintosh, AT Atari, ST Atari ST, AM Amiga, 64 Commodore 64, 128 Commodore 128, PC IBM PC, PCjr IBM PCjr, • General interest.

We're just back from the Winter Consumer Electronics Show (WCES) in Las Vegas, a huge display of all the latest televisions, audio and video systems, VCRs, computers, software, electronic musical instruments, printers, and other technological gadgets that will be headed your way in catalogs and on store shelves over the next 12 months.

The computer and software section was dominated by the massive exhibit from Nintendo, the Japanese company that now controls 70 percent of the billion-dollar-plus videogame market. Only slightly smaller was the Sega booth, another videogame giant. The startling resurgence of that segment of the industry during the past year and a half is remarkable when you consider that the business was pronounced dead just four years ago. With dozens of game cartridges—many of them conversions of computer software products—Nintendo and Sega attracted a lot of attention at the show.

Despite the flashy presence of the videogame companies, there were scores of new computer software products being demonstrated at the show and in hotel suites throughout Las Vegas by dozens of companies. And there were significant displays of several IBM-compatible computer systems from companies who are offering good prices and loads of options.

The presence of Apple, Atari, and Commodore at WCES, on the other hand, was largely oblique. While virtually every major software publisher was showing new and exciting products for the 64 and the 128, Commodore sponsored no floor display. The same could be said for Atari, which had a suite away from the show floor and sponsored ads in the daily show magazines for its Atari game systems. Despite Atari's emphasis on its lucrative game machines, there was still a variety of new software packages for the ST computers and a smaller number for the Atari XL/XE systems.

Unlike Atari and Commodore, Apple Computer and IBM have never considered the CES shows necessary for distribution of their computers. It appears now that, at least for the Winter CES, Atari and Commodore are adopt-

ing the same attitude. They have apparently decided that their resources are better spent by promoting Commodore Amigas and Atari STs at the semiannual Computer Dealers Exposition (COMDEX) in Las Vegas and Atlanta, leaving their machines to be promoted at WCES through the software developed and peddled by third-party companies.

And that, in a way, is unfortunate. While Nintendo and Sega are delightful systems, they may be seizing the lion's share of the game market by default. There's no question that Apple, Atari, Commodore, and now IBM-compatible systems are all terrific game machines. What's more, these machines carry an added consumer benefit that the dedicated game systems simply can't offer: As computers, they're far more than just game-playing devices; they are *anything* machines. Not only can consumers play games on their computers, they also can take a break from gaming and use the machines for word processing, spreadsheets, paint programs, telecommunications, and all the other software applications that have made the computer such an influential piece of technology.

We would love to see Atari and Commodore return to both CES shows in the future, if only to continue to remind the industry assembled there just how good their computers are. But whatever eventually happens on that score, the more important point is that software, peripheral, and new hardware companies are fueling a consumer computer market that's still growing. In next month's issue, we'll take an in-depth look at some of the most significant stories from WCES.

Keith Ferrell and Selby Bateman

Editor Lance Elko
 Art Director Janice R. Fary
 Features Editor Keith Ferrell
 Programming Supervisor Patrick Parrish
 Assistant Editors Rhett Anderson
 Clifton Karnes
 Randy Thompson
 Assistant Technical Editor Jim Fuchs
 Assistant Features Editor Tom Netsel
 Editorial Programmers William Chin
 George Miller
 Submissions Reviewer David Hensley
 Jim Butterfield
 Contributing Editors (Toronto, Canada) Fred D'Ignazio
 (E. Lansing, MI) David Thornburg
 (Los Altos, CA) Bill Wilkinson
 (San Jose, CA) Mickey McLean
 Joyce Sides
 Troy Tucker

ART DEPARTMENT
 Associate Art Director Lee Noel, Jr.
 Mechanical Artists Scotty Billings
 Robin Case
 Kim Potts

PRODUCTION DEPARTMENT
 Production Director Tony Roberts
 Production Manager Irma Swain
 De Potter
 Assistant Production Manager Jill Champion
 Copy Editors Karen Slepak
 Lori Sonoski
 Karen Uhlendorf
 Carole Dunton

BOOK DIVISION
 Editor Stephen Levy
 Designer Tony Jacobson
 Assistant Editors Robert Bixby
 Tammie Taylor
 Lynne Weatherman
 Programming Assistant David Florance
 Typesetting Terry Cash

COMPUTE! PUBLICATIONS
 Group Vice-President, Publisher/Editorial Director William Tynan
 Managing Editor Kathleen Martinek
 Associate Publisher Selby Bateman
 Administrative Staff Sybil Agee
 Anita Armfield
 Iris Brooks
 Julia Fleming

ABC CONSUMER MAGAZINES
 Senior Vice-President, Advertising Richard J. Marino
 Group Vice-President, Circulation Barbara H. Marks
 Vice-President, Operations Lucian A. Parziale
 Vice-President, Finance Marc Reich
 Vice-President, Production Ilene Berson-Weiner

CIRCULATION DEPARTMENT
 Vice-President, Circulation Robert I. Gursaha
 Circulation Subscription Staff Ora Blackman-DeBrown
 Joseph DeFalco
 Mitch Frank
 Tom Link
 James J. Smith
 Customer Service Kay Harris
 Single Copy Sales A. Heather Wood

One of the ABC PUBLISHING Companies
 President Robert G. Burton
 1330 Avenue of the Americas
 New York, NY 10019

ADVERTISING OFFICES
 New York: ABC Consumer Magazines, Inc., 825 Seventh Ave., New York, NY 10019 Tel (212) 265-8360 Peter T. Johnsmeyer, Group Advertising Director, Bernard J. Theobald, Jr. Advertising Director
 Greensboro: COMPUTE! Publications, Suite 200, 324 West Wendover Ave., Greensboro, NC 27408 Tel (919) 275-9809 Kathleen Ingram, Advertising Production Coordinator
 New England & Mid-Atlantic: Bernard J. Theobald, Jr., (212) 315-1665, Peter Hardy (617) 681-9000
 Midwest & Southwest: Jerry Thompson, Lucile Dennis (312) 726-6047 [Chicago]; (713) 731-2605 [Texas]; (303) 595-9299 [Colorado]; (415) 348-8222 [California]
 West, Northwest, & British Columbia: Jerry Thompson Lucile Dennis (415) 348-8222
 Southeast & International: Peter Hardy (617) 681-9000
 Editorial inquires should be addressed to The Editor COMPUTE!, Suite 200, 324 West Wendover Ave., Greensboro, NC 27408



CUT HERE



CUT HERE



CAN YOU CUT IT?

Can you handle the excitement of the hottest arcade megahits?

Then cut out these name plates, mount 'em on your monitors and boot up *Gauntlet*™ and *Paperboy*™ from Mindscape. That's all you need for absolutely outrageous arcade action, right at home.



You'll get real arcade graphics. Real arcade feel. Real arcade excitement.

After all, these are based on the real arcade classics. So get set, get psyched for the arcade to hit home. Just pick up new *Gauntlet* and *Paperboy*. That is, if you think you can cut it.


Mindscape takes the arcade home.



Visit your retailer or call 1-800-221-9884 for VISA or MasterCard orders. To purchase by mail, send your card number with expiration date, check or money order for \$34.95 each (C64/128 and Atari 800), or \$49.95 (Atari ST, Paperboy only) plus \$3.00 for handling to Mindscape, Inc., P.O. Box 1167,

Northbrook, IL 60065-1167. Allow 3-5 weeks for delivery. Legal eagles take note: © 1987 Mindscape, Inc. Mindscape is a trademark of Mindscape, Inc. Paperboy™ © 1984 Atan Games. All rights reserved. Gauntlet™ © 1985 Atan Games. All rights reserved.

Computers:



**The Powerful,
New Music Machines**

Last year, for the first time, electronic musical instruments outsold acoustic ones. Turn on a radio or television, and it's impossible to miss the change that is happening in the musical world: The electronic chip and the computer are joining the violin, piano, and guitar in the ranks of serious musical instruments. While some would rather ignore its presence, many musicians are embracing the technology that provides them with a new tool for composing, recording, and playing music.



Tom Netsel, Assistant Features Editor

In 1983, Americans bought more than 233,000 pianos and 392,000 digital keyboards. Two years later, piano sales had declined by almost half, while the demand for their electronic counterparts more than doubled. Last year, electronic keyboard sales topped two million. Of the \$3 billion spent on musical instruments in 1987, more than half went for the purchase of electric or electronic instruments.

Digital keyboards, electric guitars, electronic violins, drum machines, synthesizers, and sound samplers are being connected together and controlled by computers to create new sounds impossible to play on traditional instruments. In addition to creating new sounds, computers can bend, shape, compress, and stretch musical notes to imitate traditional instruments or whole orchestras in ways never imagined by musicians just a few years ago.

Today's Folk Music

Jon Appleton, professor of music at Dartmouth College, is not surprised by the shift in popularity from traditional acoustic instruments to electronic ones. "Digital instruments are the folk instruments of our time," he says. "That's what people are making music on today."

Some critics contend that computers cannot make music, arguing that electronic parts and components produce an unnatural or artificial sound. In the past, musicians made music by four basic methods: striking an object (piano or drum), rubbing two items together (violin or cello), blowing air through an object (trumpet or bagpipe), or plucking a string (guitar or harpsichord). Today, these methods have been extended vastly by digital technology.

Digital Sound

When sound is recorded on a compact disc or digital tape, audible vibrations enter a microphone and are converted into numbers (digits). These numbers can be stored and played back without being affected by dust, warpage, or other problems that can plague conventional analog recordings.

Once stored, the digits can be processed, and that's what a computer does best. A computer can change the pitch, adjust the volume, or manipulate the waveform of the sound in dozens of ways, depending on its programmed instructions.

A Musical Revolution

Computers such as the Commodore 64 and the Apple IIGS have internal sound chips that lend themselves well to musical applications, but most personal computers can be used to control external digital musical instruments. This was made possible by the introduction of MIDI.

In the early 1980s, the giants of the electronic music industry got together to develop a standard that would enable digital musical instruments to exchange data. The hardware and software specifications the manufacturers agreed upon is called MIDI (Musical Instrument Digital Interface). This standard, released in August 1983, enabled musicians to control multiple synthesizers, sequencers, and sound samplers, all made by different manufacturers, from a single control unit.

Previously, if you wanted to play something on an Oberheim keyboard, a Yamaha synthesizer, and a Roland drum machine, you needed an extra set of hands or more musicians. It was impossible to connect instruments made by various manufacturers in

any productive manner. With MIDI, it's now possible to play up to 16 different synthesizers or drum machines from one controller or keyboard. This standard has permitted digital music to evolve at a tremendous rate. If the major computer makers showed such cooperation, you would be able write a program on your IBM, save it to disk, and then run it on a friend's Atari.

MIDI And Computers

While MIDI was not developed with personal computers in mind, their processing capabilities make them ideal controllers for digital instruments. Software and hardware manufacturers jumped on the MIDI bandwagon, and, before long, interfaces and programs for IBM, Commodore, Atari, and Apple were on the market.

Now there are hundreds of programs for sequencers, samplers, controllers, librarians, and printers designed for the amateur musician and for the seasoned professional.

Using such a system allows one musician to compose, record, edit, and play multiple-voiced compositions that can sound like traditional instruments or have electronic voices never heard before. Professional artists, impressed with MIDI's creative flexibility, push the technology to new limits. Peter Gabriel recently contacted Frank Foster, president of Hybrid Arts, which is a major supplier of MIDI software for Atari. Gabriel was impressed with the Atari ST, which has a built-in MIDI port, and he recently added one to his studio. Foster says Gabriel was particularly interested in Hybrid's *Android* programs, which can supply a musician with hundreds of new sounds.

Each week Jan Hammer composes and records the music for *Miami Vice* at his home studio in New York. An IBM PC XT helps Hammer control an array of synthesizers and digital instruments.

Philip Glass, Frank Zappa, Pat Metheny, Mike Pinder, Stevie Wonder, and Herbie Hancock are just a few of the musicians who have turned their talents to digital technology.

While the professionals have a wide range of powerful (and expensive) equipment at their disposal, the amateur musician or

computer hobbyist can still assemble a sophisticated MIDI system for a modest cost. The Casio CZ-101 and the Yamaha DX-100 are two popular MIDI-equipped keyboards priced at \$499 and \$445, respectively, but which can be found discounted to about half those prices.

On the other end of the price scale is New England Digital's Synclavier Digital Music System. This top-of-the-line instrument—chosen by Stevie Wonder, Frank Zappa, Sting, Leonard Bernstein, and Chick Corea—stores, records, reproduces, or synthesizes sounds instantly at the touch of a button. As many as 304 different sound effects can be active on the keyboard at one time. Prices begin at \$60,000, but more sophisticated models are priced a few



dollars higher.

Synclavier And Apple

Last year, New England Digital donated a \$500,000 Synclavier to Dartmouth College's Bregman Electronic Music Studio. The studio was created in 1968 when computer wizard John Kemeny, father of the BASIC programming language, was president of the college. The Synclavier is the center of one of the most advanced music instruction studios of its kind in the United States.

"Apple Computers donated a Macintosh Plus for each of 16 student workstations," says Professor Appleton, co-director of the studio, "but Apple is upgrading the gift to Macintosh IIs."

Appleton, who pioneered work on the digital synthesizer with an engineer at Dartmouth and a student who later formed New England Digital, is himself a programmer and an electronic composer with more than 30 compositions recorded on Folkways and Flying Dutchman labels. He formed the class around the Synclavier and the Macintoshes to teach students about music made with computers and digital devices and how to compose on them.

Students have complete control of the Synclavier from their workstations, which are equipped with the Mac II and a Casio CZ-1 MIDI keyboard. Compositions can be played or edited instantly using the Syncla-

TEST DIVE ONE FOR YOURSELF.

In their day, they ruled over three quarters of the earth's surface.

During WWII, they viciously brought Britain to her knees. And Japan to the ground.



These were the silent killers: Tench. Gato. U-Boat.

And now, they return. In this, the most realistic, all-encompassing simula-



tion ever created for the personal computer.

You will command one of six types of American subs or German Kriegsmarine U-Boats, during any year from 1939 to 1945. You'll perform one of over

60 missions. Or you'll engage in the most difficult task of all: To make it through *the entire war*.

Each vessel is completely unique and painstakingly authentic, so you'll have a lot to learn: Navigation. Weather. Radar.

And the contents of a vital target book, among other things.

Your arsenal will include deck and anti-aircraft guns. Torpedoes. And mines.

But even all that may not be enough.

Because besides the risk of bumping a depth charge or facing a killer Destroyer, you'll still have to contend with the gunfire of enemy aircraft.

No simulation has ever had the degree of

authenticity, gut-wrenching action or historical accuracy of this one.

The first release of our new Masters Collection. And a challenge of unbelievable depth. **EPYX**

Apple II & compatibles, Apple IIGS, Atari ST, C64/128, IBM & compatibles, Macintosh.



The No. 1 battery. Sea guard radar stub. The ship's heart.

Your ammo.

The 360° periscopes.

The sealed control room. Your HQ.

Independent generator & diesel engines.

Salt water tank, for trimming and compensating.

5" 25 cal. gun.

Officer's quarters.

Water purification.

TAKE OUR PREVIEW DISK FOR A SPIN. Drop this coupon in the mail with your check or money order, and we'll gladly send you to the South Pacific to have it out with an enemy fleet.

Mail to Sub Battle Preview, P.O. Box 3745, Young America, MN 55394.

	Quantity	Total
Commodore 64/128	_____	\$1.50 ea. _____
IBM PC & compat.	_____	\$1.50 ea. _____
Atari ST	_____	\$2.75 ea. _____
Macintosh	_____	\$2.75 ea. _____
Total Disks Ordered	_____	Total Enclosed _____

Name _____ Phone () _____

Address _____ Age _____

City/State/Zip _____

Canadian orders please add 50¢ for additional postage.

Please allow 4 to 6 weeks for delivery. Offer expires 12/31/88 and is valid only in the continental U.S. and Canada. Void where prohibited.



Professor Jon Appleton and students analyze a violin's waveform during a session of Dartmouth College's Electro-Acoustic Music Program.

vier's synthesized or sampled sounds. The results can be heard, but more importantly, the other students can use their monitors to see what is happening.

"Any of the 16 terminals may be designated as the master terminal, thereby enabling any of the other 15 to see exactly what the master is doing," Appleton says. "They can very rapidly move through different programs and types of music and see what everybody's done instead of having to call up one program at a time and have people huddle around one terminal."

Music students and computer students work together at Dartmouth. The goal of the computer science students is to develop the software that will make it as easy as possible for the musicians to access the synthesizer's capabilities. "More often than not," Appleton says, "musicians are not used to working with computers. It's important to develop a front end for the (Synclavier) system which is user-friendly in the best sense of the word—not simple, but one that takes into consideration the way musicians approach computers."

An Invisible Workstation

Appleton's goal is to train young composers and to introduce them to computer systems that are flexible. A professional system such as the Synclavier is powerful but very complex. The undergraduates at Dartmouth work

with engineers at New England Digital to produce software that will enable a composer to use the Synclavier's power without having to devote most of his energy trying to master the system. When a composer has an idea or an elusive piece of melody that he or she wants to capture, the ideal workstation would be nearly invisible. It would allow the composer to move through the various computer tasks instantly, so his or her energy could be devoted to composing or performing.

"It doesn't really matter what instrument a person plays," Appleton says. "There are very effective MIDI interfaces for keyboards, guitars, and wind instruments. If a traditionally-trained musician comes to such a system, he should be able to generate what we call note lists in the manner most comfortable for him and not have to type in code."

Digitized music is here and its impact on music is expected to be even greater in the future. Synthesizers and electric guitars are the instruments of our times and the instruments most played by young musicians. Appleton feels young people are approaching music with a more playful and inventive bent. Whether they play a traditional instrument or a modern one, the computer and a MIDI interface are tools to help them create music, record it, and play it back flawlessly, enabling them to realize their musical potential more easily.

Goodbye, Guitar

In addition to being a tool that can free musicians from mechanical chores that stand in the way of producing music, computers with built-in voices are themselves used as musical instruments. If music is defined as a series of pleasing or harmonious sounds, then the determination of what is pleasing lies in the ear of the beholder. Lorne Strider is one musician who turned to a computer and liked what he heard.

Strider is an accomplished classical guitarist who once vowed that he had no need for a computer. He practiced his guitar in the evening, performed occasional concerts with another guitarist, and made a living selling real estate. When he decided a computer could help his business, he bought a Commodore 64. His music was never the same.

Fascinated by the 64's SID (Sound Interface Device) chip, Strider tried a variety of programs, looking for ones to demonstrate the computer's capacity for reproducing music. "I started ordering any music disks that came on the market," Strider says. "Eventually, I realized that none of them involved much effort or art."

Disappointed by the commercial programs he found, Strider took up programming as a hobby. He spent his evenings at the keyboard trying to coax Bach's fugues and Mozart's sonatas from his computer. His guitar gathered dust.

Strider's musical efforts succeeded, and he thought others might enjoy listening to classical music played on a computer. Ever the entrepreneur—he once proposed opening a branch of his real estate office on the moon—Strider launched a new enterprise called Strider's Computer Classics. He programs the works of master composers on disks that play through the computer's three voices.

Well-Tempered Computer

Strider now has ten disks that range from Renaissance music of the 1500s, through Mozart, Bach, and Clementi, to the turn-of-the-

century ragtime sounds of Scott Joplin. The disks, which sell for \$9.95, contain 7-15 selections and provide up to an hour of music. Each musical selection has four screens of information about the composer, his life, and his music.

Strider does the historical research as well as the musical programming. For example, the disks of J. S. Bach's *Two-Part Inventions*, *Three-Part Inventions*, and *Well-Tempered Clavier* each contain 15 selections and a total of 60 screens of text.

The real-estate broker and musicologist is somewhat surprised to find himself a software developer, albeit not one of the big guns of the industry. "It took me two or three months to design the basic structure of the disk," he says, "but once that was worked out, all I have to do is write the music files, then change the text and menus." His latest disks take about a week to complete. They are available from several distributors, including Free Spirit Software.

Strider, who calls himself more of a "whacker" than a "hacker" when it comes to programming, credits Jeff Johnson's *Virtuoso 64* for helping him with the mechanical chores of creating music on a computer. The software produces code that can be used to create sound effects or background music for any type of BASIC or machine language program. "It's a no-frills music processing utility, but it is very powerful," he says, "and it serves its purpose completely." *Virtuoso 64* is distributed through Chipmunk Software.

Strider is content with his new form of musical expression, but his former partner, Paul Brower, was disappointed when the guitar duo disbanded. Brower, who is a bit derisive about computer music, found a cartoon and sent it to his former musical partner. It shows a concert stage with two musicians bowing to the applause of the audience. One musician is holding a classical guitar, while the other holds a computer. Brower added a caption that reads, "Paul and Lorne go on tour again." ©

Chipmunk Software
P.O. Box 403
Battle Ground, WA 98604

Free Spirit Software
538 S. Edgewood
LaGrange, IL

Hybrid Arts
11920 W. Olympic Blvd.
Los Angeles, CA 90064

Strider's Computer Classics
P.O. Box 554
Laytonville, CA 95454

Buyer's Guide To Tax Preparation Software

Caroline D. Hanlon

April 15th always comes too fast. Home tax preparers with personal computers, though, have a powerful tool to aid in computing their returns. As this buyer's guide shows, there is a wide range of software available for a variety of tax situations, including a program for Canadian taxpayers. This guide includes software for home users preparing Form 1040 and its accompanying forms and schedules. Nearly all the programs incorporate the new tax laws resulting from the 1987 Tax Reform Act.

DivorceTax

Research Press

IBM PC and compatibles

Lotus 1-2-3 or compatible spreadsheet required

\$65

This template is designed to help structure a divorce settlement so both parties can save on taxes. It takes into account issues such as alimony, child support, property settlements, dependents, and child care. The program must be used with a spreadsheet, and it has a money-back guarantee.

Estate Tax Planner

Randle, Coray & Associates

IBM PC

\$95

ETP helps users plan the growth of their estates and then estimate the annual estate and gift taxes for the next 20 years. The program considers consumptions or gift of assets; changing estate-tax rates and credits; marital deductions; and death of first or second spouse. What-if scenarios can be created to observe the effect of certain financial decisions on estate taxes. The manual includes instructions, forms, checklists, and information on wills, trusts, gifts, and estate planning.

Everything You Need To Do Your Taxes With Lotus 1-2-3

Woodbury Software

IBM PC

Lotus 1-2-3 required

\$39.95

This tax planning and preparation package can help users compare one to six alternate tax strategies,

or evaluate taxes for one to six years. The program helps determine the tax effects of financial decisions, and aids in sorting tax records. Major IRS forms—such as the 1040 and Schedules A, B, C, D, G, SE, and W—can be completed. Help screens appear throughout the menu-driven program. The package includes a book containing instructions and examples.

EZTax-Prep 1040

EZ Ware Corporation

Apple II-series; IBM PC, PCjr, and compatibles; Macintosh

Commercial spreadsheet required, printer optional

\$99.95 (Macintosh); \$129.95 (all other systems)

EZTax-Prep 1040 includes templates for completing 26 IRS forms and schedules: 1040, 1040ES, 2106, 2119, 2210, 2441, 3800, 3903, 4952, 4562, 4684, 4797, 4972, 6251, 6252, 8582, 8598, 8615, and Schedules A-F, R, and SE. Computations are performed by the program and the results are automatically applied to the appropriate form. The forms can be printed in an IRS-approved format on 1040 stock or transparent overlays using standard or laser printers. The program can also be used to create what-if scenarios and plan future tax strategies. The audit-alert feature points out deductions that could possibly trigger an IRS audit, and data can be exported to EZ Ware's EZTax-Plan for more in-depth tax planning. EZTax-Prep 1040 is designed to be used with Lotus 1-2-3, Multiplan, Excel, or Symphony 1.2. Annual updates that include all tax law changes are available for a fee.

EZTax-Plan, Personal Edition

EZ Ware Corporation

IBM PC, PCjr, and compatibles;

Macintosh

Commercial spreadsheet required
\$95

This tax preparation package is designed to be used with Lotus 1-2-3, Multiplan, Excel, or Symphony. It helps individuals project future taxes, compare different tax strategies, plan for retirement, and complete tax form 1040 and schedules A, D, R, and SE. The Audit Alert feature also signals if planned deductions may lead to an IRS audit. EZTax-Plan takes into account charitable contributions, self-employment taxes, credits, itemized deductions, and assets such as bonds, stocks, and real estate. Updates incorporate any changes in tax laws that may occur. The package includes a coupon for one free update. This program can be used with EZTax-Prep 1040, also from EZ Ware.

Future-Tax

Taxaid Software

Commodore 64 and Plus/4

\$39.95

Future Tax incorporates the new tax laws of the Tax Reform Act to help users calculate income taxes for 1988 and 1989, and plan future tax strategies. The menu-driven program includes the new tax rates and automatically figures standard deductions, exemptions, limitations on IRAs, surtax, deductions for the elderly, and itemized deduction limitations. The data can also be output to the screen or printer.

Complete and Easy...
and only \$16!



Parsons Technology

MONEY COUNTS[®]

VERSION 4.0

Complete Money Management Accounting System...

- CPA-designed for home & business
- Manages cash, checking, savings & credit cards
- Smart checkbook balancer — makes short work of the toughest bank statement
- Handles up to 999 accounts & 24000 transactions per year

Prepares & Prints a Wealth of Reports...

- Financial statements (4 types including net worth)
- Inquiry reports (3 types)
- General ledger & accountant's trial balance

Now Including...

- Automatic transactions
- Financial calculator — computes interest rates, loan payments, prints amortization schedules
- Journal entries
- And more

Plus These Important Additional Features...

- Budgeting
- Fast financial data base with 3-way look-up
- Pop-up calculator
- Graphics
- Works great with monochrome & color monitors
- Not copy-protected

VISA, MasterCard & COD orders call:

1-800-223-6925

(In Iowa 319/373-0224)

Here it is. You won't find software that's easier to use:

- Requires no accounting knowledge
- Completely menu-driven with on-line help
- 93-page fully indexed tutorial manual (on disk)

A Proven Track Record. Hard to believe the \$16 price? Don't worry. MoneyCounts[®] has been marketed for three years and is continually receiving rave reviews. There's **no** catch. This is a fully functional system that compares with products selling for \$99 and more.

Same-Day Shipping. Order today and own MoneyCounts[®] for only \$16! Add \$3 shipping and handling (outside North America add \$7). Iowa residents please add 4% sales tax. Send check or money order payable to Parsons Technology. VISA and MasterCard orders welcome.



Parsons Technology

Dept. COM
6925 Surrey Drive NE
Cedar Rapids, IA 52402

MONEY COUNTS[®]

\$16 + \$3 Shipping

MoneyCounts[®] requires IBM or compatible computer with two disk drives (or a hard disk drive), 192k or more memory, DOS 2.0 or later and printer.

Name: _____

Address: _____

City/State/Zip: _____

Phone: _____

Check Money Order VISA MasterCard

Card # _____ Exp. Date _____

J. K. Lasser's Your Income Tax 1988

Simon and Schuster
 IBM PC and compatibles
 256K, DOS 2.1, color or mono-chrome monitor
 \$69.95

This tax preparation package combines software with the J.K. Lasser Tax Institute's tax guide, to help users complete their tax returns based on the new tax laws, and learn how to save on taxes and avoid penalties. An interview feature helps users select the correct forms, and the questions can be modified for individual needs. There is an onscreen calculator to use with either the worksheets or actual forms, and data can be transferred among the forms. Various tax strategies can be input to compare liabilities. Help screens contain excerpts from the book. Individuals and professional tax preparers can use the program, and the results can be printed in IRS-approved format or on original IRS forms. Owners of the 1987 edition can buy the 1988 edition for \$39.95 with proof of purchase.

MacInTax

Softview
 Macintosh with 512K memory
 \$119

This tax preparation program displays the IRS forms on the screen, and the user fills in the appropriate lines. The program automatically performs the calculations and transfers data among the forms. There are 13 worksheets to aid in computing taxes, and itemization windows help break down any amount into a detailed listing. Instructions for each line in the forms can be displayed on the screen, and the IRS instruction book is included. The completed forms can be printed using a dot-matrix or laser printer. *MacInTax* includes forms 1040, 1040A, 1040EZ, 1040ES, 2106, 2119, 2210, 2441, 3903, 4562, 4562A, 4684, 4797, 4868, 4952, 6251, 6252, 8283, 8582, 8598, 8615, and schedules 1, A-F, R, and SE. The program operates with *MultiFinder*. Annual updates are available for \$55. State tax programs to supplement *MacInTax* are available for California and New York for \$65 each; state updates cost \$35.

PC/TaxCut

Best Programs
 IBM PC and compatibles
 \$75

The QuickTax feature in this program can automatically recalculate tax owed, refund due, current tax bracket, and taxable income, each time a number changes in the program. This helps users see how variations will affect the tax return. *PC/TaxCut* offers context-sensitive onscreen help for whatever topic or calculation the user may be preparing. Forms can be displayed on the screen before printing, and the 1040 can be printed on plain paper with an IBM or Epson dot-matrix printer. A telephone tax advisory service is available for registered owners of *PC/TaxCut* for \$1 per minute, with a minimum of 15 minutes. There is no charge for questions concerning program operation. Updates for previous owners of *PC/TaxCut* are available for \$45.

Quick Returns!

Ontek Development Corp.
 Apple II; Macintosh; IBM PC and compatibles
 IBM PC version requires 256K RAM and DOS 2.0 or higher and supports CGA, EGA, Hercules, and monochrome display adapters; Apple II versions require ProDOS and 80-column capability
 \$24.95

Designed specifically for Canadians, this program helps users in any Canadian province or territory complete their Canadian income tax returns. It is available in 11 versions. Each version includes the main return, 11 subsidiary federal schedules, and the appropriate provincial and territorial forms. The user enters the data in the highlighted areas, and the totals, deductions, and tax payable are updated. Total amounts are automatically transferred between the main return and the schedules. Over 120 screens of context-sensitive instructions provide onscreen help. Returns can be printed out in a Revenue Canada-approved format. A checklist of items to mail with the return can also be printed.

Swiftax

Timeworks
 Commodore 64 and 128
 \$49.95

Swiftax handles tax forms 1040, 1040A, 2441, and 1040EZ and schedules A, B, C, D, G, W, and SE. It automatically calculates tax alternatives—such as income averages—to show the lowest tax to pay. Changes can be made to the tax return at a later date, using the taxpayer file. Information can be printed directly on tax forms or onto blank paper. Update disks with new tax law information and tables can be obtained each year at extra cost. The 64 version operates in 40-column mode and the 128 version in 80-column mode.

Taxaid

Taxaid Software
 Commodore 64 and Plus/4
 \$44.95

An income tax preparation program, *Taxaid* helps users complete IRS forms 1040 and 2441, and schedules A, B, C, D, and E. It incorporates the 1987 tax law changes and tax tables, and calculations are automatic. Results can be printed on plain paper in an IRS-approved format. The program is menu-driven and includes a manual.

TaxView Planner

SoftView
 Macintosh; IBM PC and compatibles
 Requires *MacInTax* or *TaxView* from SoftView
 \$79

This tax planning program includes tax tables for 1987-1991, along with worksheets to calculate taxes, tax bracket, child care credit, itemized deductions, capital loss limitations, taxable social security benefits, and the maximum IRA deduction. Users can compare up to five alternate tax strategies against the yearly taxes. The program can compute withholding allowances for throughout the year, and print W-4 and 1040ES forms.

Tax Advantage

Arrays
 Apple II; IBM PC
 \$69.95

A tax preparation program for Forms 1040, 2106, 2441, 4562, and 6251, and Schedules A, B, C, D, E, G, SE, and W. *Tax Advantage* automatically computes the totals, displays the forms, and prints out the data. It can handle income averaging, calculate brackets and liabilities, and provide year-round tax planning. This program works with *Home Accountant*, also from Arrays.

The Tax Advantage

Double Eagle Software
 IBM PC and compatibles; Apple II-series; Atari; Atari ST;
 Commodore 64 and 128
 \$59.95

This federal tax preparation program incorporates the tax law changes for the 1987 tax year and prints out IRS-acceptable forms and supporting statements. It can help users prepare Forms 1040, 2106, 2441, 4562, and 6251, and schedules A, B, C, D, E, F, and SE. The program can also be used for tax planning. Owners of *The Tax Advantage Early Bird Edition*, which includes all changes through August 1, 1987, can purchase the final edition for \$15.95. The two editions are fully compatible; the final edition includes all tax law changes through November 1987.

Tax Command Planner

Practical Programs
 Commodore 64 and 128; Apple II;
 IBM PC
 Apple version requires 128K; IBM PC version requires 128K and DOS 2.0 or higher
 \$69.95

With this ten-year tax planning program, users can compare six tax options for up to five years at a time. The program uses current tax tables to calculate marginal tax rates, long and short term gains and losses, and taxes from income averaging. Tax rates can be adjusted according to tax law changes, and updates will be available each year. A manual provides line-by-line instructions.

Tax Command Professional

Practical Programs
 Commodore 64 and 128; Apple II;
 IBM PC
 Apple version requires 64K; IBM PC version requires 128K and DOS 2.0 or higher
 \$49.95

In this program, IRS forms appear on the screen as a series of menus into which the user enters dollar amounts. A calculator and current tax tables are incorporated into the program to automatically calculate the totals. The program can complete Forms 1040, 1040ES, 2106, 2119, 2441, 3903, and 8615, and Schedules A, B, C, D, E, F, R, and SE. (The Commodore 64 and 128 versions do not include Form 1040ES or Schedule F.) It compares itemized to standard deductions and provides line-by-line tax information entry. A summary of the information can be printed for personal records, or the data can be printed directly onto IRS forms.

A Worldwide Bestseller!

LEADER BOARD™

PRO GOLF SIMULATOR

NOW AVAILABLE
FOR AMIGA,
COMMODORE 64/128,
IBM, APPLE &
MACINTOSH


"The sports simulation of the year, if not the decade!"

Zzap 64
(U.K.)

"Movements of the golfer and the ball are superb!"
Compute! Magazine

"As addictive as the real game..."
Compute!'s Gazette

"A modern golf classic..."
A+ Magazine



Find out why *World Class Leader Board* has been rated the #1 golf program throughout the world by critics and users.

World Class Leader Board features the most stunning, realistic graphics available in a golf simulation. And because the look and feel are so life-like, it may improve your actual golf game as well!



Commodore 64




Macintosh



Amiga



Apple



IBM

World Class Leader Board features three famous 18 hole golf courses and each authentically reproduces the distance, traps, trees, rough and water hazards of:

- St. Andrews "The Most Revered Course in Golf"
- Doral Country Club "The Florida Blue Monster"
- Cypress Creek "The Largest and the Finest"

A fourth course, The Gauntlet Country Club, has been designed to be the ultimate golf challenge.

Also available for \$19.95

Famous Courses of the World Vol. 1 features- Harbor Town, Sunningdale, Dorado Beach, Pineridge (Access Course)

Famous Courses of the World Vol. 2 features- Colonial, Pebble Beach, Muirfield, Glenmoor (Access Course)

Famous Courses of the World Vol. 3 features- Saw Grass, Fire Stone Country Club, Banff Springs, Canada, Royal St. George

The program works with most printers with PICA spacing. The IBM version displays in 80-column mode. A disk drive is required and a manual is included. Annual updates are available to registered users at half price. A money-back guarantee is offered.

Tax Master

Master Software
Commodore 64
Printer optional
\$30

Individuals can use this program to prepare their federal tax forms 1040 and 4562, and schedules A-F. The program includes the tax tables and a calculator function to automatically compute the amounts. Results can be transferred from one form to another, and more than one schedule can be completed for each user. *Tax Master* is a menu-driven program that can store data for more than one taxpayer, and the information can be printed to screen or printer. The package includes an instruction manual and a coupon for a discount on the 1988 version.

Tax Master

Master Software
Commodore 64 and 128
Disk drive required
\$30

The 1987 version of *Tax Master* helps users complete Federal tax forms 1040 and 4562, and Schedules A, B, C, D, E, and F. The program uses a built-in calculator and tax tables to calculate taxes. Data can be transferred between forms and printed out in 80-column mode. This version incorporates the 1987 tax law changes.

Tax Preparer

HowardSoft
IBM PC and compatibles
128K or GW-BASIC with 192K
\$295

Tax Preparer includes all the tax law changes through 1990 based on the Tax Reform Act, and enables users to forecast their tax liabilities beyond 1987. The user enters the data, and the program automatically performs all calculations relative to the tax year entered. The data is then transferred to over 20 IRS forms and schedules. Results are checked against the tax code to make sure limits have not been exceeded, and to make sure the forms, schedules, and worksheets can be printed in IRS-approved formats. Users can also create what-if scenarios to plan future tax strategies. Onscreen instructions are provided along with a handbook and telephone support. The program uses split screens and windows.

Tax Preparer

HowardSoft
Apple II-series
64K required
\$250

Tax Preparer includes all the tax law changes through 1990 based on the Tax Reform Act, and enables users to forecast tax liabilities beyond 1987. The user enters the data, and the program automatically performs all calculations relative to the tax year entered. The data is then transferred to over 20 IRS forms and schedules. Results are checked against

the tax code to make sure limits have not been exceeded, and to make sure the forms, schedules, and worksheets can be printed in IRS-approved formats. Users can also create what-if scenarios to plan future tax strategies. Onscreen instructions are provided along with a handbook and telephone support. The program uses split screens and windows.

Tax ZipFiles

Petit Design
Apple II series
Appleworks required
\$19.95

Tax ZipFiles is a template for use with *Appleworks* in completing IRS Form 1040 and Schedules A, C, D, and E. The tax-ledger feature can sort tax-deductible expenses, and the speedmaps and speedpaging features aid in using the program. A 100-page manual is included. Wisconsin residents must add 5 percent sales tax to the cost.

TAXAID

Taxaid Software
Commodore 64 and Plus/4
\$44.95

An income tax preparation program written by tax accountants and designed for home use. The latest edition includes all the current changes in the tax laws for the tax year 1987. *TAXAID* prepares IRS Form 1040, Schedules A, B, C, D, E, and Form 2441 (child care). The menu-driven program calculates automatically with all tax tables built in. An editing feature allows users to make changes and revisions at any time. Printout is in IRS-approved format.

TaxEase

Park Technologies
IBM PC and compatibles
256K memory and spreadsheet
required
\$69.95

TaxEase helps users complete both federal and state tax forms, automatically computing the taxes and printing the results on IRS-approved forms. Values can then be transferred among the forms. Versions are available for 20 states: Arizona, California, Colorado, District of Columbia, Georgia, Illinois, Indiana, Maryland, Massachusetts, Michigan, Minnesota, Missouri, North Carolina, New Jersey, New York, Ohio, Oklahoma, Pennsylvania, Virginia, and Wisconsin. A version containing only the federal tax forms is also available. Updates are available for \$34.95.

TaxView

SoftView
Apple IIGS; IBM PC and
compatibles
\$119

TaxView helps users complete their tax forms or create what-if scenarios to determine the best tax plan. Replicas of 27 major IRS tax forms and schedules appear on the screen, and when completed, can be printed out to a dot-matrix or laser printer. The forms and schedules can be linked together, and data can be imported from text files. The program checks for errors and any violation of an IRS rule. Instructions for each line in a form can

be called at any time, and there are 13 worksheets to help in calculations. Versions are also available for some states, including California and New York, for \$65. Annual updates to the federal tax package are \$55, and state updates are \$35. The IBM version operates under Microsoft Windows; a run-time version of that system is included on the disk.

Taxpertise Preparer

Marnoble Software
MS-DOS or PC-DOS machines
Lotus 1-2-3 or Symphony required
\$49.95

Taxpertise uses a fill-in-the-blanks format, so the screens look like the actual tax form. The completed forms can be printed onto a tax form, on blank paper for use with transparencies, or in an IRS-approved format. This program helps users complete the following tax forms: 1040, 1040A, 1040EZ, 1040ES, 1040X, 1116, 2106, 2119, 2210, 2210F, 2441, 3468, 3800, 3903, 3903F, 4562, 4684, 4797, 4868, 5695, 6251, 8598, 8606, and 8615, and schedules A-F, R, and SE. State forms can also be purchased for \$20 for California, Georgia, Illinois, Maryland, New Jersey, New York, Ohio, Pennsylvania, Virginia, and Washington D.C. Disks are available in 5¼- or 3½-inch formats.

Taxpertise Preparer State Programs

Marnoble Software
MS-DOS or PC-DOS machines
Lotus 1-2-3 or Symphony, and
Taxpertise Preparer required
\$59.95

State tax returns can be completed for California, Georgia, Illinois, Maryland, New Jersey, New York, Ohio, Pennsylvania, Virginia, or Washington D.C. The program must be used in conjunction with *Taxpertise Preparer*. When purchased with the federal tax package, each state package costs \$20. If purchased separately, each state package costs \$59.95.

TurboTax 1988, Version 5.0

ChipSoft
IBM PC with 256K memory
\$75

TurboTax is a tax preparation, planning, and recordkeeping package. With this program, users can complete over 35 IRS forms, plus supporting schedules and worksheets. Online instructions, including a 30-second manual at the beginning of the program, help answer questions about the forms, and customer support is provided by telephone or through the ChipSoft bulletin board. A data examiner option can point out anything left out of a return, and the tax window feature displays the current tax status throughout the program. Most of the math calculations are performed automatically, but a pop-up calculator and notepad are also available. The next year's tax laws are built into the planning mode of the program to facilitate tax recordkeeping and planning. The data can be printed onto supplied 1040 forms, or the forms can be printed on IBM- or Epson-compatible dot-matrix printers. The *Price Waterhouse Personal Tax Advisor* guide to 1987 and 1988 taxes is included in this software package. There are 26 integrated state tax packages available for \$40 each. A version for professional tax planners is also available for \$295.



IBM PC/XT compatible
TurboSpeed 10 MHz

The personal computer built to go home, too.

The IBM[®]-compatible Laser Compact XT is powerful enough for the office and easy enough to use at home.

Most people take work home to keep ahead of their competition. The Laser Compact XT has the speed (10 MHz) and memory (512K expandable up to 1,640K bytes) to handle IBM-compatible software from Lotus 1,2,3[®] to games, and beyond. Its compact design with built-in handle makes it easy to carry home.

The Laser Compact XT has a built-in disk drive, serial, parallel, joystick, mouse and modem interfaces to hook up all your peripherals. The Compact XT gives you the choice of working with either a monochrome

or color monitor (CGA and Hercules[®]), and the XTE model is EGA compatible.

The Laser Compact XT combines performance and speed with a price that's easy to handle at under \$600. For more information on the Laser Compact XT and the name of your nearest dealer, contact Video Technology Computers, Inc., 400 Anthony Trail, Northbrook, IL 60062, or call (312) 272-6760.

In Canada, call (604) 273-2828.



LASER COMPACT XT[™]

Manufactured by
VIDEO TECHNOLOGY COMPUTERS, INC.

MAKING COMPUTERS AFFORDABLE

Laser Compact XT is a trademark of Video Technology Computers, Inc. IBM, PC, XT and CGA are registered trademarks of International Business Machines Corp. Lotus and 1,2,3 are registered trademarks of Lotus Development Corp. Hercules is a registered trademark of Hercules, Inc. ©1987, Video Technology Computers, Inc.

Tax Preparation Software Publishers

For more information on the tax preparation software listed in the Buyer's Guide, contact the publishers listed alphabetically below.

Arrays

6711 Valjean Ave.
Van Nuys, CA 91406
818-994-1899

Best Programs

2700 S. Quincy St.
Arlington, VA 22206
703-820-9300

ChipSoft

5045 Shoreham Pl., Suite 100
San Diego, CA 92122
619-453-8722

Double Eagle Software

2210 Wilshire Blvd., Suite 875
Santa Monica, CA 90403
213-459-9748

EZ Ware Corporation

P.O. Box 620
29 Bala Ave., Suite 206
Bala Cynwyd, PA 19004
215-667-4064

HowardSoft

1224 Prospect St., Suite 150
La Jolla, CA 92037
619-454-0121

Marnoble Software

3730 Kirby Dr., 12th Floor
Houston, TX 77098
713-831-6866

Master Software

6 Hillery Court
Randallstown, MD 21133
301-922-2962

Ontek Development Corp.

#3206, 24 Mabelle Ave.
Toronto, Ontario
Canada M9A 4X8
416-234-1489

Park Technologies

Box 1317
Clifton Park, NY 12065
518-877-5881

Petit Design

2650 S. Shore Dr.
Milwaukee, WI 53207
414-483-9056

Practical Programs

P.O. Box 93104
Milwaukee, WI 53203
414-272-7227

Randle, Coray & Associates

Box 1228
Utah State University Post Office
Logan, UT 84322
801-753-2020

Research Press

4500 West 72nd Terrace
Prairie Village, KS 66208
913-362-9667

Simon and Schuster Computer Software

One Gulf + Western Plaza
New York, NY 10023
212-373-8882

Softview

4820 Adohr Ln., Suite F
Camarillo, CA 93010
805-388-2626

Taxaid Software

606 Second Ave.
Two Harbors, MN 55616
218-834-3600

Timeworks

444 Lake Cook Rd.
Deerfield, IL 60015
312-948-9200

Woodbury Software

127 White Oak Lane
CN 1001
Old Bridge, NJ 08857
201-679-0200

Scenery Disk # 11

Explore the Great Lakes

from Detroit to

Buffalo with


Scenery Disk # 11

Fly the fine

Flight Simulation

Products of

SubLOGIC



subLOGIC

Corporation
713 Edgebrook Drive
Champaign IL 61820
(217) 359-8482 Telex: 206995

ORDER LINE: (800) 637-4983

(except in Illinois)

PC GAMES THAT TAKE YOU HIGHER!

Strategy games
for your IBM® PC and
100% compatibles.

(Color graphics capability required.)



Gulf Strike...Land, air and sea warfare in the Persian Gulf. The Soviets have invaded Iran, and a reluctant US and Western Allies must face the threat. Command tank armies, mechanized units, infantry, submarines, aircraft carriers and specialized air units in an effort to stem the tide. "Wargame of the Year" award from Family Computing. \$30.00

Diplomacy...Game of multi-player political intrigue and power politics. Seven nations maneuver for control of Europe, and it'll take skill at negotiating to win. Incredibly easy movement and combat rules, a solitary option and beautiful graphics. Based on the popular boardgame. \$50.00

NBA...licensed from the National Basketball Association, is the ultimate statistical sports simulation. You get 20 great NBA teams (including top 4 teams from the 1985-86 season). For the first time all ten players are animated on screen. You call the plays to take your team to the national championship. Never before has an NBA franchise been so affordable to so many! \$39.95

Super Sunday...Twenty Super Bowl teams, more than a dozen offensive and defensive plays and three modes of play (head-to-head, solitary and autoplay) make this a football fans delight! Realistic play results let you call the shots alongside Shula and Lombardi. Expansion disks offer more teams. \$35.00

Civil War...This strategy game puts you in command of the armies of the North and South. Each player must determine in advance where his major campaigns will take place—in the East, West or Trans-Mississippi Theatre. From there, armies must be formed and leaders assigned. Once movement orders are issued, it is up to the individual commanders to gain the initiative, move their forces and engage the enemy. \$35.00

Under Fire...Tactical WWII combat. Command an array of armor, infantry and support guns, take your men into the razor's edge of combat. Topographic map recreates the ground fought over, shown in three different scales. Choose the situational map for strategic flow of battle, tactical screen that shows terrain in amazing detail, or design your own maps and scenarios! \$59.95

Incunabula...Play around with the dawn of civilization as you lead your tribe from a scattering of clans to kingdom status. Avoid the Khanates and their extravagant demands, build cities and treasures and acquire the trade goods and knowledge needed to grow. Perfect multi-player game, also an entertaining solitary diversion. \$30.00

Telengard...The adventure game for one player with fifty levels of dungeon delving fantasy. This real-time game requires quick-thinking and a willingness to search the unknown depths of the underworld. \$28.00

Coming Soon...
Spittire '40...WWII flight simulation and action wargame.

"The First Name in Strategy Games"

microcomputer games DIVISION

The Avalon Hill Game Company

A MONARCH AVALON, INC. COMPANY

4517 Harford Road ★ Baltimore, MD 21214



Available at leading

computer and game stores everywhere

...or call **TOLL FREE 1-800-638-9292** for ordering information.

Top Fuel Eliminator

Russ Fisher

Requirements: Commodore 64, Apple II series.

Top Fuel Eliminator is a drag-racing simulation. Included in the game are time trials for practice sessions and entire racing seasons. Start with the time trials first, to become familiar with the dragster's characteristics and how they can be modified for various racing conditions. An entire racing season consists of nine events and may take 30 to 60 minutes to play, depending upon your skill and how much time you use between races to make adjustments to the car. *Top Fuel Eliminator* is a combination action/strategy game, where the action lasts five to seven seconds for each run down the drag strip.

With much of the newer software employing highly detailed graphics, it is surprising that the graphics here appear somewhat cartoonish. It also takes time to reload the program after choosing either Time Trials or Play Game. It would have been more convenient to switch between playing rounds, especially when first learning to play.

Competition By Computer

Competition in *Top Fuel Eliminator* is provided by eight computer-controlled drivers and their dragsters. Some of the competitors are very good indeed. There are nine different contests during the game, such as Winter Nationals, North Nationals, and Summer Nationals, culminating in the World Event.

The racing season progresses through all four of the actual seasons, and racing conditions are affected accordingly. Prior to each race, you have an opportunity to make various adjustments to your car in an attempt to compensate for varying track conditions. At each event, you can check air temperature, track temperature, humidity, altitude, and whether the condition of the track is excellent, average, or downright slippery. Some of the adjustments, such as the supercharger setting, engine timing, and fuel mix, are

related to engine horsepower. At lower humidities, you might want to crank up the supercharger pressure. But setting up a very "hot" engine can lead to more engine failures during the course of a race, so be careful.

Other dragster adjustments are related to traction and include the clutch, tire, and wing settings. You may vary the tire pressure, clutch slippage, and wing angle. Poor traction will result in excessively smoking tires during the race. Too much traction can have the opposite effect and bog down the car. Sometimes the track conditions change rapidly, so be sure to check them before each race. Astute adjustments are called for if you want to stay in the running.

Qualifications Required

You must qualify for each race. You have two attempts to qualify under the posted time, which is the slowest time of the nine drivers. Of course, you must qualify without jumping the "Xmas tree" yellow light count-down, and you must stay in your lane at all times. One gear shift is also required during each run. Watch the tachometer, and try to shift between 9000-9500 rpm. Going over 9500 rpm will cause your engine to blow.

After qualification, a ladder chart shows the matchups for the first round of races. The chart is shown again after each race until a winner is decided. If you do not qualify, or you lose one of the races, the completed chart shows how each of the computer players performed during that event.

Points are awarded for performance after each event, and a summary of the points is displayed. You receive between 100 and 800 points at each event: 100 points for showing up, 800 for winning. You also receive 1 to 8 points for qualifying—8 for the fastest qualifier and 1 for the slowest.

Shifting Sounds

Although the actual racing times are very short, there is a lot of action happening during the race. The Xmas tree is displayed at the lower-left corner of the screen, the driver's view is at the bottom center, the tachometer is at the lower-right corner, and an overhead view of the track spreads across the top



Top Fuel Eliminator, combining action with strategy, pits you against eight other dragsters in a variety of competitions.

of the screen. Watch the Xmas tree carefully to get a quick start without red-lighting. Then pay attention to keeping your car in the lane, watch the tach for the proper shift point, and glance at the top of the screen to see what is happening to your competitor. You may want to push your chair back a few feet and hope to catch a glimpse of the tach while struggling to keep the car in your lane. Fortunately, the sound effects give a clue to engine rpms; you may find yourself shifting gears when it sounds right. I've driven into the wall too many times while trying to sneak a glance at the tach.

After each race or qualifying round, a performance analysis is presented. Examine this screen to see your reaction, shift, power, and traction performance. This screen also shows if you had an engine failure, crash, red light, or if you crossed the line. Finally, your time and top speed are posted. The attention to detail makes *Top Fuel Eliminator* a good game choice for armchair racing fans.

Top Fuel Eliminator
Activision (Gamestar)
P.O. Box 7287
Mountain View, CA 94039
\$29.95

Thexder

James V. Trunzo

Requirements: Apple IIGs with 512K RAM (reviewed here); IBM PC, XT, AT or true compatible with 256K RAM; IBM PS/2, supports MCGA color mode; Amiga.

While "Buy American" is a laudable suggestion and one worth heeding on most occasions, that isn't the case here; if IIGs owners wish to purchase the best arcade games for their machines, they've got to buy Japanese. From Game Arts of Japan via Sierra On-Line (via California) comes the first true arcade game for the Apple IIGs: *Thexder*.

A runaway best seller in Japan, *Thexder* has been converted to American machines and is certain to gain a following here. Its theme is certainly popular with the younger set: The *Thexder* is a super-assault vehicle—a hyper dual-armor Robot-Jet transformer that mimics the popular cartoon and toy Transformers. A single keystroke changes the *Thexder* from a powerful robot into a sleek jet, and in either form, it can fire heat-seeking lasers at its foes.

When the game begins, the only *Thexder* in existence—piloted by you, of course—is trapped inside a heinous alien

complex. Twenty different enemy creatures are doing their best to be sure you don't traverse the 16 levels of play and make it to the central computer. They have good reason to want to stop you: If you make it to the computer and destroy it, you'll not only escape, you'll end the alien's only means of reproduction.



Thexder, a best-seller in Japan, is now available for U.S. machines.

Thexder is the standard shoot-'em-up arcade space game: A powerful good guy must destroy even more powerful bad guys. It's far above the standard in graphics, animation, control of the central character—the *Thexder* vehicle—and challenge. The screens are beautifully drawn, and the scrolling is seamless and unobtrusive. Graphically, *Thexder* delivers on its promise to be the

game by which all others of its type will be judged, mainly due to its attention to details. Control of the *Thexder* is through the use of the numeric keypad (or the top number keys, if you prefer) with no mouse or joystick option. This should not be considered a drawback, however, because the keypad system works quickly and efficiently. Actually, it's similar to the multiple-button control panels of many popular full-size arcade games.

One Life To Live

As for the challenge of play, be forewarned. *Thexder* is not an easy game, and in my opinion, it can be very frustrating—especially for younger children who have short attention spans. It takes a while to get the hang of maneuvering the *Thexder* and even longer to figure out strategies. These features can be pluses for ardent gamers, but work in an opposite manner for the casual or younger gamer. Also, if the *Thexder* is destroyed, game play starts over, but at least it starts over from the beginning of the last level completed. In *Thexder*, you only live once.

The 20 different opponents out to thwart your mission are a paradox: Each of them is unique in its overall appearance, yet many of them are so similar in shape, they can confuse the



PURE-STAT BASEBALL

PURE-STAT BASEBALL is a complete statistical baseball simulation for zero, one or two players, that also includes a built-in STAT COMPILER and a program to TRADE PLAYERS. GAME PLAY, MANAGER'S DECISIONS, GRAPHICS and a complete statistical library establish PURE-STAT BASEBALL as the ULTIMATE SPORTS SIMULATION program. PURE-STAT BASEBALL's underlying statistical framework simulates the realities of baseball like never before. Within this framework the program considers each PLAYER'S BATTING STATISTICS AGAINST both LEFT and RIGHTEANDED PITCHERS, along with the graphics and attributes of every MAJOR LEAGUE STADIUM from the optional STADIUM DISK. Every PLAYER'S FIELDING, BASE-RUNNING and THROWING ABILITIES are also considered. Optional TEAM DISKS are available.

Retail price: \$39.95

Available for: Commodore 64/128, IBM PC, and APPLE II



FOOTBALL

FOOTBALL simulates all physical aspects of the game of football down to the finest detail, while you are controlling the movement of key players on the field. For one or two players FOOTBALL sets new standards in both REALISM and PLAYABILITY using an overhead 3D perspective of the football field giving full view of all 22 animated players. Every offensive receiver and running back has different individual physical attributes (SPEED, POWER, AND CATCHING ABILITY). Each player's performance characteristics help you determine how and when to use that player most effectively. Each quarterback has unique abilities for SHORT, LONG or FLAT PASSES, and linebackers have power ratings for tackling ability.

Retail price: \$29.95

Available for: Commodore 64/128, and IBM PC

PURE-STAT COLLEGE BASKETBALL

PURE-STAT COLLEGE BASKETBALL is a complete statistical basketball simulation for zero, one or two players, that also includes a STAT COMPILER. The game uses coaching strategy and player statistics to determine the outcome of each play, while graphically depicting the sequence with 10 animated players on a basketball court. The game comes with 20 all time great college teams from past and present, and with an optional CREATE TEAM DISK the statistics for any college team from any division can be entered.

Retail price: \$39.95

Available for: Commodore 64/128, IBM PC, and APPLE II



Software Simulations

959 MAIN ST. SUITE 204
STRATFORD, CT 06497
(203) 377-4339

When you want to talk computers..

ATARI COMPUTERS COMMODORE COMPUTERS MS/DOS SYSTEMS

65XE 64K Computer.....94.99
 130XE 132K Computer.....129.00
 520STFM Monochrome System..Call
 520STFM Color System.....Call
 SF1224 Color Monitor.....309.00
 SF124 Mono Monitor.....149.00



Atari 1040 Color System \$899

Includes: 1040ST, 1 mb RAM with 3 1/2" drive built-in, 192K ROM with TOS, Basic, ST language and color monitor.



Amiga 500 System

Includes: Amiga 500 CPU, 1 MB, 1080 RGB Monitor, Amiga DOS, Mouse, Kaleidoscope

Call

Commodore 128.....239.00
 Commodore 128D.....469.00
 Commodore 64C.....169.00
 64C, 1541C, 1802C Package...549.00
 128, 1571, 2002 Package.....719.00
 128D, 2002 Package.....719.00

AST Premium Computer..... Call
 Compaq.....from 1699.00
 IBM-PS-2 Model 30..... Call
 IBM-AT Enhanced..... Call
 Leading Edge.....from 999.00
 PC-TOO 512K AT/Compat from 999.00
 Toshiba T-1000 Lap Top.....889.00



NEC Multispeed Lap Top Computer \$1349

ATARI ST SOFTWARE

Access
 Leaderboard Golf.....24.99
Avant Garde
 PC Ditto (IBM Emulation).....69.99
Batteries Included
 Degas Elite.....44.99
DAC
 Easy Accounting.....59.99
OSS
 Personal Pascal.....49.99
Timeworks
 Wordwriter ST.....48.99
VIP
 Professional (GEM).....144.00

AMIGA SOFTWARE

Aegis Development
 Animator/Images.....89.99
Electronic Arts
 Deluxe Video 1.2.....89.99
Gold Disk Software
 Pagesetter w/Text Ed.....89.99
Micro Illusions
 Dynamic CAD.....349.00
Micro Systems Software
 Scribble.....69.99
Word Perfect Corp.
 Word Perfect.....199.00

MACINTOSH PRODUCTS

HARD DRIVES

CMS
 MacStack 20.....599.00
Lo Down
 Low Down 20.....849.00
Mountain
 20 MB Hard with SCSI.....899.00
Pro App
 Pro App 20S.....699.00

FLOPPY DRIVES

Ehman Engineering
 800K External Floppy.....189.00

MONITORS

Network Specialties
 Stretch Screen 20".....1599.00

Radius

Full Page Display as low as.. 1499.00

Sigma Designs

Laser View Display System... 1899.00

MEMORY BOARDS

Dove Computer
 Mac Snap Plus 2.....279.00

Mac Memory, Inc.

Max Plus Mega.....329.00

SCANNERS

AST
 Turbo Scan.....1399.00

SOFTWARE

Ashton-Tate
 D:Base Mac.....319.00
Microsoft
 Word 3.1.....239.00

MULTIFUNCTION CARDS

AST

Six Pak Plus PC/XT.....129.00

Hercules

Color Card.....159.00

Graphics Card Plus.....169.00

Fifth Generation

Logical Connection 256K.....299.00

Quadram

XT-386 Inboard.....899.00

Video 7

VEGA EGA Adapter.....169.00

Zuckerboard

Color Card w/Parallel.....89.99

MS/DOS SOFTWARE

Ashton-Tate

d-Base III +.....399.00

5th Generation

Fastback Plus.....89.99

IMSI

Optimouse w/Dr. Halo.....99.99

Logitech

C & Mouse w/software.....79.99

Lotus

Lotus 1-2-3.....329.00

MicroPro

Professional 4.0 w/GL Demo...239.00

Microstuf

Crosstalk XVI.....89.99

Word Perfect Corp.

Word Perfect 4.2.....209.00



COMPUTER MAIL ORDER

.....When you want to talk price.

DRIVES

Atari	
AA314 DS/DD Disk (ST).....	\$199.00
AA354 SS/DD Disk (ST).....	129.00
SHD204 20 Mb ST Hard Drive	559.00
Commodore	
Amiga 1020.....	189.00
Amiga 1010 3 1/2".....	219.00
1541C.....	169.00
1571.....	229.00
1581 3 1/2" External.....	219.00
Indus	
GT Disk Drive Atari XL/XE.....	179.00
Racore	
Jr. Expansion Chassis.....	299.00
Seagate	
20 mb ST-225 Hard Drive Kit..	339.00
Supra	
20 Meg Hard Drive (Amiga).....	739.00
20 Meg Hard Drive (ST).....	549.00
Xebec	
20 Meg Hard Drive (Amiga).....	799.00

MONITORS

Amdek	
Video 300 Amber Composite...	139.00
Commodore	
Commodore 2002.....	319.00
Amiga 1080 Hi-Res Color.....	299.00
Commodore 1802.....	199.00



Magnavox 8502
13" Composite \$169

Magnavox	
8505 RGB/Composite.....	199.00
8562 RGB/Composite.....	249.00
NEC	
JC-1402P3A Multi-Sync.....	Call
Princeton Graphics	
MAX-12 12" Amber TTL.....	139.00
Taxan	
Model 124 12" Amber.....	119.00
Thomson	
450 15" 132 Col. Amber.....	159.00
4120 RGB/Composite.....	239.00

MODEMS



Anchor
1200 Baud Ext. \$119

Anchor	
6480 C64/128 1200 Baud.....	119.00
VM520 ST520/1040 1200 Baud..	129.00
Atari	
SX212 (ST).....	88.99
Best Products	
1200 Baud 1/2 Card w/software...	89.99
2400 Baud 1/2 Card w/software..	169.00
Commodore	
Amiga 1680-1200 BPS.....	169.00
Everex	
Evercom 1200 Baud Internal.....	99.99
Hayes	
Smartmodem 300.....	139.00
Smartmodem 1200 External.....	289.00
Novation	
Parrot 1200.....	89.99
Practical Peripherals	
Telecom Package.....	99.00
Supra	
MPP-1064 AD/AA C64.....	69.99
2400AT 2400 Baud Atari.....	169.00
U.S. Robotics	
1200 Baud External.....	99.99
2400 Baud Internal.....	179.00

DISKETTES

Maxell	
MD1-M SS/DD 5 1/4".....	8.49
MD2-DM DS/DD 5 1/4".....	9.49
MF1-DDM SS/DD 3 1/2".....	12.49
MF2-DDM DS/DD 3 1/2".....	18.49
Sony	
MD1D SS/DD 5 1/4".....	6.99
MD2D DS/DD 5 1/4".....	7.99
MFD-1DD SS/DD 3 1/2".....	11.99
MFD-2DD DS/DD 3 1/2".....	16.99
Hewlett-Packard Calculators	
28C Scientific Pro.....	199.99
18C Business Consultant.....	139.95
12C Slim Financial.....	74.99

PRINTERS

Atari	
1020 XL/XE Plotter.....	\$31.99
XDM121 Letter Quality.....	159.00
XMM801 XL/XE Dot Matrix.....	185.00
XMM804ST Dot Matrix.....	179.00
Brother	
M-1109 100 cps, 9 pin.....	199.00
M-1409 180 cps, 9 pin.....	319.00
Citizen	
MSP-15 160 cps, 132-Column..	269.00
Premier 35 cps Daisywheel....	479.00
C. Itoh	
315P 132 Column Prowriter....	549.00



Epson LX-800
150 cps Dot Matrix \$179

Epson	
LX-800 150 cps, 80-column.....	179.00
FX-86E 240 cps, 80-column.....	Call
FX286E 240 cps, 132-column.....	Call
LQ-500 24 Wire, 80-column.....	Call
LQ-850 330 cps, 80-column.....	Call
LQ-1050 330 cps, 132-column....	Call
Hewlett Packard	
Thinkjet.....	379.00
NEC	
Pinwriter 2200 24 Wire.....	379.00
Pinwriter 660 24 Wire.....	459.00
Pinwriter 760 24 Wire.....	679.00
Okidata	
Okimate 20 Color Printer.....	129.00
ML-182 120 cps, 80-column.....	219.00
ML-192 + 200 cps, 80-column..	329.00
ML-193 + 200 cps, 132-column..	479.00
Panasonic	
KX-1080i 144 cps, 80-column..	179.00
KX-1091i 194 cps, 80-column..	199.00
KX-P3131 22 cps Daisywheel..	269.00
Star Micronics	
NX-1000 144 cps, 80-column..	189.00
NX-1000C 144 cps, C64 Inter..	189.00
NX-15 120 cps, 132-column....	319.00
Toshiba	
P-321 SL 216 cps, 24-Pin.....	539.00
P-351 II 300 cps, 24-Pin.....	889.00

In the U.S.A. and in Canada

Call toll-free: 1-800-233-8950

Outside the U.S.A. call 717-327-9575, Telex 5106017898, Fax 717-327-1217

Educational, Governmental and Corporate Organizations call toll-free 1-800-221-4283

CMO. 477 East Third Street, Dept. A2, Williamsport, PA 17701

ALL MAJOR CREDIT CARDS ACCEPTED.

POLICY: Add 3% (minimum \$7.00) shipping and handling. Larger shipments may require additional charges. Personal and company checks require 3 weeks to clear. For faster delivery use your credit card or send cashier's check or bank money order. Pennsylvania residents add 6% sales tax. All prices are U.S.A. prices and are subject to change and all items are subject to availability. Defective software will be replaced with the same item only. Hardware will be replaced or repaired at our discretion within the terms and limits of the manufacturer's warranty. We cannot guarantee compatibility. All sales are final and returned shipments are subject to a restocking fee.

player during early play sessions.

It's important to know which alien form is a Tribar as opposed to an Arba-lest, for example, because some aliens provide you with needed energy when destroyed, while others do not. Because you use energy when destroying aliens, fleeing or outmaneuvering aliens is a good strategy at times, especially if the aliens are not energy providers.

Start-Up

Booting *Thexder* on the GS is an experience. It requires that you use both the *Thexder* disk and your System Master each time you play. I can only hypothesize that there is so much code on the *Thexder* disk that the System info couldn't fit; or possibly it had to do with licensing agreements. In any case, it's a minor annoyance to have to go through a three-disk swapping procedure to begin play.

Thexder is one of a growing number of games that allows you to make a back-up copy but requires that the original be used at some point during the loading process. Because it is an arcade game, I can't quibble with this scheme: It gives the player a chance to protect his master, yet it prevents mass copying and distribution of copyrighted material.

[Ed. Note: The IBM version of *Thexder* is hard-disk installable, requiring the use of the master *Thexder* disk as key disk during boot-up. Incidentally, *Thexder* is, according to Sierra On-Line,


the first game to support IBM PS/2's MCGA color mode.) Finally, don't be alarmed at the paucity of instructions that come with *Thexder*. At first glance, especially after experiencing initial problems in playing the game, I thought that what appeared to be a lack of documentation was a major problem. However, it was patience that were lacking, not instructions. The six panels of instruction and the walk-through map of the first several levels provides you with the information needed to play the game; and comparing it to the instructions given on arcade machines—which *Thexder* parallels in all other phases—the directions are more than adequate.

Overall, *Thexder* jumps into the past to grab a theme that was the rage in the boom days of video arcades, and it leaps into the future with 16-bit computer technology. If you like hot-and-heavy combat action coupled with great graphics and sound, *Thexder* is sure to satisfy you while giving you excellent play value for your dollar.

Thexder
Sierra On-Line
P.O. Box 485
Coarsegold, CA 93614
\$34.95

Amiga version distributed by:
Electronic Arts
1820 Gateway Dr.
San Mateo, CA 94404
\$34.95

found the ProDrive to be truly 100 percent compatible with the Amiga 1010. All reads and writes to the drive perform flawlessly, and all commercial software, including many with copy protection, ran on the ProDrive without a glitch. I detected no distinguishable differences in the speed of reading and writing to disk between the ProDrive and the Amiga 1010. Its quietness of operation, however, was pleasantly noticeable in comparison to the noisy operation of the 1010.



Pinned

The only drawback to the ProDrive is the absence of a 23-D-pin drive connection out of the drive to permit daisy-chaining of additional drives. As most Amiga owners are aware, the operating system of the Amiga will support up to four floppy drives. However, the power supply of the computer will support only one external floppy drive, making it impossible to connect more than one Amiga 1010 drive to the computer. That fact was undoubtedly the consideration of Progressive Peripherals when it decided to leave off the drive connection on the ProDrive. However, the absence of such connection prevents one from daisy-chaining an Amiga 1020 5¼-inch external drive. The Amiga 1020 has its own power supply and can be daisy-chained with an Amiga 1010. The absence of the drive connection on the ProDrive, therefore, is a significant consideration for any Amiga owner who is considering obtaining a 5¼-inch drive down the road.

In summary, the ProDrive is an excellent high-quality hardware peripheral for the Amiga. It is better built than the 1010 external drive and has significant feature enhancements over the Amiga drive. Its compactness, quiet operation, and sturdiness make it a very attractive peripheral. And with a list price \$60 less than the 1010, it's very much a bargain. Unless you have or are considering the Amiga 1020 5¼-inch drive, I recommend serious consideration of the ProDrive as an inexpensive yet higher-quality alternative to the Amiga 1010 drive.

ProDrive
Progressive Peripherals & Software
464 Kalamath St.
Denver, CO 80204
\$239.95

ProDrive For The Amiga

Scott Thomas

Third-party hardware support for the Amiga appears to be accelerating at surprising speed. Attributable mainly to the marketing success of the Amiga 500, third-party manufacturers in recent months have come out with a panoply of hardware peripherals for the Commodore Amiga. One of these third-party hardware peripherals, the ProDrive from Progressive Peripherals & Software, is a good example of third-party support that benefits Amiga owners with higher quality products at less expensive prices.

Like the Amiga 1010 3½-inch external floppy drive, the ProDrive draws its power from the computer power supply. Additionally, the ProDrive is designed to be 100-percent compatible with the Amiga 1010 external drive. Similarities between the two drives, however, end there. The ProDrive is compact, consuming only about 40 percent of the space that the Amiga 1010 drive requires. Its dimensions are a mere 7 inches deep by 4¼ inches wide by 1½

inches in height. Removing the metal housing of the drive revealed the reason for its compactness. The drive is an NEC brand internal 3½-inch drive, undoubtedly developed for IBM PC clones.

Physically Distinguished

Other physical characteristics of the ProDrive that distinguish it from the Amiga 1010 drive are its sturdy metal housing, spring-loaded door to keep dust out of the drive, and its three-foot cable to connect to the computer. One woefully inadequate feature of the Amiga 1010 is its stubby cable. For Amiga 500 owners, the 1010 must sit immediately next to or on top of the computer in order for proper connection of the cable. My work station would not accommodate such an arrangement and I was forced to buy a special extension cable to connect my Amiga 1010 drive. The ProDrive's extra cable length, therefore, provides needed flexibility for your work space.

In my examination of the drive, I

Dark Castle

Rhett Anderson

Requirements: Amiga (reviewed here), IBM PC and compatibles, Macintosh, Atari ST, Commodore 64. IBM version works in CGA, EGA, or Hercules Monochrome modes, or in 16-color mode on the Tandy 1000 series.

Are you the type who would enter a haunted house for fun? If you are, *Dark Castle* may be your kind of game. If you're not, *Dark Castle's* two disks of beautiful screens, realistic animation, and blood-curdling digitized stereo sound may still be able to lure you into the danger.

In *Dark Castle*, your goal is to slay the Black Knight. Of course, the Knight knows you're after him, but he's not especially worried—after all, what chance do you stand in his heavily protected castle? Not much, as you'll find out when you begin play.

Work Of Art

Dark Castle's main achievements are to be found in its brilliant graphics, sound, and atmosphere. Each room shows lavish attention to detail. In this review, I'll focus on the Amiga version of the game—the most impressive—but most of the following comments apply to the other versions as well.

Simply put, the artwork in this game is beautiful. Each room is hand-drawn and is loaded from disk when you enter. The animation is second to none—each character in the game has a generous number of animation frames.

Each room is populated by the castle's undesirables, and each "undesirable" has its own digitized sound effects—the crows caw, the bats shriek, the rats squeak, and some strange little characters make faces at you and yell "Nya nya nya nya nya."

Dark Castle has a distinctive style that pulls the animation and sound into a coherent whole. More than any other game available for the Amiga, this game has atmosphere and class. As you travel through the rooms, you can almost feel the clammy walls and cold floors. This is one of the programs you'll use to show off your Amiga.

Game Play

In *Dark Castle*, you progress through the castle's rooms, trying to find the Black Knight in order to slay him. You face many different kinds of opponents, which, if you're accurate, can be disposed of with rocks. To do this, you first point your arm in the direction you wish to throw, and then make the toss.



Dark Castle features stunning graphics with careful attention to detail.

It doesn't take much to dispose of your character—if you trip over a small step or fall in the water, you're dead.

The most severe problem with *Dark Castle* is that game play is so difficult. Your character can be controlled by either a joystick or the combination of the mouse and keyboard. After years of playing games with joysticks, I found the keyboard/mouse duo unfathomable. Unfortunately, the many actions that need to be performed in the game become hopelessly complex under joystick control.

Even considering the trouble with controlling the character, the game seems overly difficult. For over a week now (in *Easy* mode), I've been leaping off a certain precipice, trying in vain to grab hold of a swinging rope. I've never caught it. Frankly, if I weren't so anxious to see the flying monkeys and other enemies the package illustration promises, I would have given up several days ago.

Other Problems

There are other flaws in this game which will keep it from occupying my list of favorites. The first is its copy-protection scheme. While it's understood that game producers have more to lose from piracy than other software producers (after all, you don't need a manual to play most computer games), I can't bear to hear my disk drive grinding its way through the protection sequence each time I want to play. I simply don't trust that the software respects my expensive computer equipment. In the case of *Dark Castle*, the protection is so severe that the game occasionally crashes my computer on boot-up—or worse, while loading the screen for the next room.

That brings up another problem—the frustrating wait between levels, as *Dark Castle* loads the graphics and sound data. Players with two disk drives will be annoyed. Those with one will be positively aggravated. It would be great if you could put this game on your hard drive, but the copy protection prevents that. (Note: The IBM version is

hard-disk installable.)

Nonetheless, *Dark Castle* deserves admiration for its excellent sound and graphics. Whether it is worthy of play is another matter. *Dark Castle* has shown us what a game on the Amiga can be. We hope that future games will combine the excellent presentation of *Dark Castle* with better playability.

Dark Castle

Three-Sixty Pacific
2105 South Bascom
Campbell, CA 95008
\$39.95 IBM, Amiga, and Atari ST versions
\$34.95 Commodore 64 version

Macintosh version available from:
Silicon Beach Software
9770 Carroll Center Rd.
Suite J
San Diego, CA 92126
\$49.95

Postcards

Ervin Bobo

Requirements: Apple II series (reviewed here), Macintosh, Commodore 64, IBM PC and compatibles.

Many years ago there was a fad for comic postcards. These cards usually carried a message of wry humor or ironic understatement, and were illustrated by rather outlandish drawings—one might show an outhouse with a moon carved in the door and the caption "Wish you were here," or an ear of corn as big as the truck bed on which it rested and the caption "You should see the big ones."

Juvenile by today's standards of humor, back then they offered a quick and easy form of communication, a way of letting the folks back home know you had not only survived this far but were actually enjoying yourself. The price was five or ten cents, and postage was a one- or two-cent stamp—I told you this was long ago—and everybody in America probably received one at some point between 1935 and 1955.

Lost now and only dimly remembered, save for a few collectors, the penny stamp and comic postcard gave way to higher postage and to the need for a flashy, full-color postcard showing the interior of Meramec Caverns or the faces on Mount Rushmore. Lost with it was a piece of Americana.

Recalling The Past

Fortunately, someone at Activision remembers older and simpler times and has brought these comic postcards back (but not the penny stamp) in a new

program called *Postcards*. The program consists of a library of line-art images, a drawing program for customizing or enhancing the artwork, and a text processor for captions. *Postcards* allows you to print out a part of the past on a dot-matrix printer, paste it on postcard stock, and mail it to someone who will either appreciate the nostalgia or be buffaloed into thinking you've invented a new art form.

Testing the Apple version, I was pleased to find that the setup program first asks you for the type of computer you're using. The list of choices includes the Laser 128 and the Franklin 500, making Activision one of the first software companies to come to grips with the newer realities of the Apple software market. Following this, you are asked for the number of disk drives and the type of printer you are using. All this information is stored on the master disk.

The working screen is really two screens. You switch between them by pressing the 1 or 2 key. Running vertically along one edge of the screen is a list of commands. Each is as simple to implement as the page command: Strike only the first letter of the command word, and you are instantly there.

Bathing Beauties On The Moon

There are ten full-screen backgrounds from which to choose and more than a hundred pieces of clip art, the latter divided into such categories as People, Edibles, Animals, and Transportation. During the heyday of these cards, a great part of the humor was in juxtaposing subjects or scale. The *Postcards* libraries and the quick reference guide to them will suggest their own incongruities—bathing beauties on the moon, a kangaroo looking at the Eiffel Tower.

Properly, you should load a background onto the palette screen, then transfer clip art or drawings onto it from the Clipboard screen. This process is made easy through the use of a "rubberband" frame that is invoked when you use the Copy command. Stretch it around the clip art until you've included only what you feel is necessary and then click the joystick button to clip it. Press Esc to take you back to the working screen; next, switch to screen 2 and press P for paste. The picture reappears, "attached" to your cursor, and can be moved wherever you wish. Once there, it can be pinned down with another click of the fire button.

There seems to be no limit to the number of elements you can include in this manner, though you'll be the best judge of how much is necessary to express whatever wacky thought you

have in mind. As an aid to keeping such built-up pictures coherent, the Copy command includes a Transparent mode, in which your background will not be blocked out by the white frame of your clip art.

The drawing portion of the program is strictly freehand. There are no premade circles or squares such as are found in stand-alone programs, but you'll probably find the drawing program adequate. While it will be possible for the more talented to draw their own pictures, the primary use of the drawing program appears to be as a means to enhance or personalize the drawings from the *Postcards* library.

Although the drawing program can be called minimal, I was pleased to find a Zoom feature which allows editing on a pixel level and a Fill command that will invoke one of six fill patterns.



Postcards offers ten different backgrounds and more than a hundred pieces of clip art for creating your own ready-to-mail postcards.

Words And Pictures

Completing the program is a text processor. You can type your message within the picture—which is framed—or outside the frame. Text is erased by using the backspace key, but that should be enough. Remember that we are creating captions, not documents.

Because we are dealing with a picture the size of a postcard, printing will be done quickly. The drawing is printed on standard paper, then cut out and pasted to the postcard stock included in the package. For those of us who can never seem to find the tools needed to do a job, a glue stick has also been included. After this, of course, you address the card, affix a stamp, and mail a piece of personalized nostalgia to someone who will appreciate it.

In bringing back an almost forgotten piece of Americana, Activision is to be commended. An outgrowth of the utility printing programs that began with *PrintShop*, *Postcards* has its own approach, its own subject, and, as evidenced by the library of drawings, its own sense of humor. As for being a utility, I think of it as more of a luxury, to

be savored in the way one might savor a fine piece of carnival glass or a plaster miniature of the Empire State building.

One problem: When loading a sheet from the library, there is no warning that you will erase whatever else is on the active screen. For that reason, it is important to develop a routine for screen use and switching. Otherwise, your carefully crafted picture on screen 2 can be erased by accidentally loading clip art onto the same screen.

With that one exception, I think *Postcards* is well thought out, well documented, easy to use, and that it will fill an empty space in many hearts.

Postcards

Activision

2350 Bayshore Pkwy.

Mountain View, CA 94043

\$29.95 Apple IIGS and Macintosh

\$24.95 Apple II series, Commodore 64, IBM

Empire

Neil Randall

Requirements: Atari ST (reviewed here); IBM PC, XT, AT or true compatible; Apple II series; Amiga

WARNING! the box says. This program is highly addictive. Considerable otherwise productive time might be lost. Play only during vacations. Usually, of course, such warnings are best disregarded. Some games are addictive, but few as addictive as the packaging would have us believe. In the case of Interstel's *Empire*, though, the warning may be worth heeding.

Also on the box is a statement that *Empire* is an updated version of the popular game of the same name that appeared on mainframes and minicomputers as early as 1977. I never played *Empire*, and I'm glad I didn't know it existed. As it is, I had enough trouble just writing this review. See, every time I sat down to boot up my word processor, the copy of *Empire* kept staring at me. Day by day, my resistance weakened. . . .

A Dose Of Documentation

Empire comes with a 72-page Command Manual, a Command Reference Card (specific to your computer), and a disk that is not copy-protected (and is therefore copyable to a hard drive). In place of copy-protection the program opens with a Confirmation system, instructing you to type the first word from line x on page x. Like most elements of the game, even the confirmation system is friendly: Since it always specifies

the first word on the line, you need only count lines, not words. Furthermore, the request contains a message stating that distributing the program may be injurious to your conscience. For me, this works far better than the usual legal warnings—I prefer butter to guns.

The manual is complete, well-organized, and daunting. It opens with a memorandum and a short story, both of which relate the game (rather weakly) to Interstel's *StarFleet* software. The manual provides instructions on backing up the disks and copying the program onto a hard disk. Next come 24 pages on how to load, set up, and play the game, and this is followed by 26 pages describing the individual play commands. After an extremely useful 4-page section on strategy and hints, the manual gives a 7-page overview of the creation of worlds using the game's Map Generator. Last comes some peripheral information, including an interesting description of the programming history of the game.

Any 72-page manual, though, is intimidating, and this is the only unfortunate element of *Empire*. Like most players, I boot a game and start playing it before I even look at the manual, but a manual this size almost discourages such impetuosity. In *Empire's* case, especially, the intimidation is needless. I was able to play the game after only 20 minutes or so of experimentation—and I mean really playing it, not just mindlessly moving armies around. Before my first hour was out, I was already planning devious and brilliant strategies for capturing an innocuous-looking peninsula from the green army. By the end of the second hour I was engaged in a full-scale war with that same army (their idea of "innocuous" differed from mine). Only then did I turn to the manual.

Empire is a strategy wargame, but it is much different from most computer wargames. The premise is that you have been sent by Star Fleet Command to oppose the Krellan conquest of a planet. You land in a city, and the rest of the map is black. From that city you begin producing your war machine, with the goal of recapturing all 66 cities from the Krellans. The game allows either a two-player or a three-player version, and the computer will handle as many or as few of the three commands as you wish. All three can be human players.

Strategy Is Everything

What makes *Empire* different is its strict emphasis on strategy. You create a host of armies, but their attributes are identical. So, too, are the fighters, battleships, transports, carriers, destroyers, and submarines. In other words, the game is not designed for the historical game buff. Its

purpose is to let you fight a global war quickly and easily, demanding only your best strategy. It sacrifices small detail for the sake of emphasizing strategy.

The interface is extremely well-designed. You can execute all commands from the keyboard or with a mouse, or you can combine both freely. When you capture a city, an attractive display allows you to set production for that city, and it even insures that you don't start producing battleships in a city not located on the coast. Each city produces only one type of unit at any one time, but you can easily change the production by calling up the production map, selecting the city, and making the change.



Empire is an addictive strategy wargame (Atari ST version pictured above.)

Moving units is what you'll be doing most, and here, the interface shines. The unit to be moved flashes, and you can either go to the (GEM) menus, type a one-letter command on the keyboard, or point with the mouse. With the mouse pointer, you simply go to the desired destination square and press the left button. A white line appears, linking the unit to the square. If you want that destination, simply release the button. The unit may take several turns to reach its destination, after which it will start flashing again, waiting for orders.

Worlds To Conquer

Not content with even this friendly a system, though, Interstel has provided more. You can lump a bunch of units together (Group Survey command) and issue them all the same order. You can put armies on sentry duty, in which case they won't flash at all until you take them off duty. And you can command a transport unit to load all units that come adjacent to it, without having to load each one individually.

You can fight any adjacent enemy unit. To fight, simply move the unit to the enemy's square. The battle is over when one unit is destroyed. Extremely simple, the system is highly effective. You both destroy and lose many units in this game, especially in a large-scale war.

Two things about *Empire* are particularly appealing. First, since you learn about the planet only as you actually move across it, the game contains the excitement of exploration (the heart of all adventure games). Second, it truly rewards strategy. To launch a full-scale amphibious invasion, for example, demands a host of armies and transports, protection from enemy fleets, and fighters and ships to bombard the shore. But unlike most games, creating these units and using them is extremely easy; what's difficult is getting everything to the right place intact and at the right time.

Strategy gamers should find nothing to dislike here. *Empire* contains one of the best interfaces I've seen on any complex game, and its design foundation is strong. It contains a Map Generation system (it produces random maps as well), so you will never run out of new worlds to liberate. It plays as well with three players as it does with one, and the one-player game is a constant challenge. This is a superb, addictive game.

Empire
Interstel Corporation
P.O. Box 57825
Webster, TX 77598
Distributed by Electronic Arts
1820 Gateway Dr.
San Mateo, CA 94404
\$49.95

COMPUTE! Subscriber Services

Please help us serve you better. If you need to contact us for any of the reasons listed below, write to us at

COMPUTE! Magazine
P.O. Box 10954
Des Moines, IA 50340

or call the Toll Free number listed below.

Change Of Address. Please allow us 6-8 weeks to effect the change; send your current mailing label along with your new address.

Renewal. Should you wish to renew your COMPUTE! subscription before we remind you to, send your current mailing label with payment or charge number or call the Toll Free number listed below.

New Subscription. A one year (12 month) US subscription to COMPUTE! is \$24.00 (2 years, \$45.00; 3 years, \$65.00). For subscription rates outside the US, see staff page. Send us your name and address or call the Toll Free number listed below.

Delivery Problems. If you receive duplicate issues of COMPUTE!, if you experience late delivery or if you have problems with your subscription, please call the Toll Free number listed below.

COMPUTE!
1-800-727-6937

COMPUTER DIRECT
Will Not Be UNDERSOLD!
AND WE MEAN IT!*

Prices Expire 3-31-88

Apple® Compatible Complete System

Computer, Drive, Monitor, Printer & Software

Sale Price
\$499⁹⁵



List \$1228 (Add \$35.00 shipping.)*

- Laser 128K Computer
Video, Parallel & Serial Ports
Runs Virtually All of the
Apple II/Ic/Ile Software
- Hi Res 12" Monochrome Monitor
- Genuine IBM 8 1/2" Printer With Interface And Paper
- Software: Word Processor, Spreadsheet & Data Entry

Apple® is the registered trademark of Apple Computers Inc.

**No One Sells
This System
For Less!**



Professional IBM® XT Compatible System

Computer, Drive, Monitor, Printer & Software

SALE Sale Price
\$649⁹⁵



List \$2495 (Add \$35.00 shipping.)*

- 15 MHz (Norton CI Rating)
- 512K Professional XT Computer
4.77/8 MHz ; Clock/Calendar;
Parallel, Serial And Game Ports
- MS DOS 3.2 & G.W. Basic Included
- Hi-Res 12" Monochrome Monitor
- Genuine IBM 8 1/2" Printer with Interface And Paper
- Software: Word Processor, Spreadsheet & Data Base

IBM® is the registered trademark of International Business Machines, Inc.

**No One Sells
This System
For Less!**

Commodore® 64c Complete System

Computer, Drive, Monitor, Printer & Software

Sale Price
\$395⁹⁵



List \$1045 (Add \$35.00 shipping.)*

- Commodore C-64c Computer
- Ecelerator Plus Disk Drive
- Hi Res 12" Monochrome Monitor
With Connecting Cables
- Genuine IBM 8 1/2" Printer
With Interface And Paper
- GEOS Software: Word Processor And Drawing Program

Commodore® is the registered trademark of Commodore Business Machines Inc.

**No One Sells
This System
For Less!**

Super Turbo IBM® XT Compatible System

Computer, Drive, Monitor, Printer & Software

Sale Price
\$599⁹⁵



List \$2495 (Add \$35.00 shipping.)*

- 10 MHz / 512K Super Turbo
IBM® XT Compatible Computer
Video, Parallel, And Serial
Cards Included
- MS DOS 3.2 & G.W. Basic Included
- Hi-Res 12" Monochrome Monitor
- Genuine IBM 8 1/2" Printer with Interface And Paper
- Software: Word Processor, Spreadsheet & Data Base

IBM® is the registered trademark of International Business Machines, Inc.

**No One Sells
This System
For Less!**

15 Day Home Trial • 90 Day Immediate Replacement Policy

COMPUTER DIRECT
 22292 N. Pepper Rd, Barrington, IL. 60010
 Call (312) 382-5050 To Order!


* Illinois residents add 6 1/4% sales tax. All orders must be in U.S. Dollars. We ship to all points in the U.S., CANADA, PUERTO RICO, & APO-FPO. Please call for charges outside continental U.S. or C.O.D. MAIL ORDERS: enclose cashier check, money order, or personal check. Allow 14 days delivery, 2 to 7 days for phone orders and 1 day express mail. Prices and availability subject to change without notice. Shipping and handling charges are not refundable. (Monitors only shipped in continental U.S.) COMPUTER DIRECT will match any valid nationally advertised delivered price on the exact same product with a comparable payment method (excluding any applicable sales taxes). A physical copy order of the current valid lower priced ad must be supplied with the order, or within 15 days of date of purchase. VISA — MASTERCARD — C.O.D.

COMPUTER DIRECT
Is 1st In PRICE, SUPPORT, & GUARANTEE!
WE LOVE OUR CUSTOMERS! Prices Expire 3-31-88

Genuine IBM® Printer

**8½" Letter Size • 80 Column
 Limited Quantities**

*No One Sells
 This Printer
 For Less!*



**1st Come
 1st Serve**

Sale \$499.95
 (Add \$7.50 shipping. *) List \$199

- Unbelievable Low Price
- Advanced Dot Matrix - Heat Transfer
- Upper & Lower Case (With True Lower Descenders)
- Graphics With Commodore, Apple & Atari Interfaces
- Ready to Hook Up To Serial Port Of IBM® PCjr
- Low Cost Adapters For IBM®, Apple, Commodore, Laser, & Atari Computers
- Underline
- Enlarged

Super Hi-Speed Printer

**200 CPS Star Micronics LV-2010
 With Crisp Near Letter Quality**

*No One Sells
 This Printer
 For Less!*



SALE

Sale \$199.95
 (Add \$10.00 shipping. *) List \$499

- 200 CPS Draft - 45 CPS Near Letter Quality
- Serial Impact Dot Matrix
- IBM Compatible
- Near Letter Quality Mode
- Ultra High Resolution Bit Image Graphics
- Pull Tractor & Automatic Single Sheet Loading
- Standard Serial & Centronics Parallel Ports
- Continuous Underline

22 CPS Daisy Wheel

**13" Daisy Wheel Printer With
 True Letter Quality**



*No One Sells
 This Printer
 For Less!*

**Typewriter
 Quality**

Sale \$99.95
 (Add \$10.00 shipping. *) List \$499

- Daisy Wheel Printing
- 22 CPS, AAA Text
- 13" Wide Carriage
- Both Daisy Print Wheel & Ribbons Compatible with Diablo™ & Qume®
- Single Sheet or Continuous Feed
- Low Cost Adapters Available
- True Letter Quality
- Below Wholesale Cost

Ultra Hi-Speed Printer

**300 CPS Draft • 50 CPS NLQ
 With Color Printing Capabilities**

*No One Sells
 This Printer
 For Less!*

**Color
 Printing
 Capabilities**



Sale \$299.95
 (Add \$10.00 shipping. *) List \$499

- 300 CPS Draft - 50 CPS Near Letter Quality
- Front Panel Margin Setting
- Download Character Setting
- Variety Of Characters & Graphics
- Parallel & Serial Interface Ports
- Auto Paper Load & Ejection
- Optional 7-Color Printing Kit..... Sale \$99.95
- Epson/IBM Modes
- Bottom Feed
- 10K Buffer

15 Day Home Trial • 90 Day Immediate Replacement Policy



Call

(312) 382-5050
 We Love Our Customers!



Mail

COMPUTER DIRECT
 22292 N. Pepper Road
 Barrington, IL. 60010

K
♥



Casino Blackjack

John Hamilton

Win your ticket home or lose your shirt in this accurate simulation of the most popular Las Vegas card game. Originally written for the Commodore 64, we've included versions for the Atari eight-bit computers, Apple II series, IBM PC/PCjr and compatibles, and the Amiga. The PC version requires BASICA or GW-BASIC or Cartridge BASIC for the PCjr. The Apple II version works on any Apple II-series computer under either DOS 3.3 or ProDOS. The Amiga version requires 512K of RAM.

"Casino Blackjack" is real blackjack, played the same way it's played in the best Las Vegas casinos. Starting with a bankroll of \$100, you play against an intelligent computer dealer. Just like in the casinos, you can "split" your hand, double down, or buy insurance.

The original version of Casino Blackjack was written on the Commodore 64. We've included translations for the Atari 400, 800, XL and XE, Amiga, Apple II series, and IBM PC/PCjr and compatibles. Type in the version for your computer and save a copy; then, run the program.

In The Cards

The rules for Casino Blackjack are simple to learn. The object of the game is to get more points than the dealer—without exceeding 21 points. An Ace can be counted as either 1 point or 11 points. Jacks, Queens, and Kings are all worth 10 points. All other cards count as their face value.

Before each hand, you decide how much of your bankroll you want to bet. Next, four cards are dealt—two to you, and two to the computer dealer. The dealer's bottom card is face down and his top card is face up, so you can only guess at the total number of points he has. Both your cards are dealt face up.

If you've been dealt a "blackjack" (21 points), you automatically win 1½ times your bet, unless the dealer was also dealt a blackjack, in which case no money exchanges hands.

After you've taken a look at your cards, decide whether you want to take a hit (take another card) or stand with the cards you have. If you take a hit and exceed 21 points, you have gone "bust" (lost the hand). If you take a card and still have less than 21 points,



"Casino Blackjack" for the 64—so realistic you'll think you're in Las Vegas.



The Apple II version of "Casino Blackjack" features custom-designed cards.

you're free to take another hit if you like. This process continues until you stand or bust.

If you stand, the dealer may deal himself a card. The dealer



"Casino Blackjack" for the Atari 400, 800, XL, and XE.



The IBM PC and compatible version of "Casino Blackjack."



"Casino Blackjack" for Amiga.

takes a hit if he has 16 or less points. He stands on 17 or more. If the dealer doesn't go bust, the cards are inspected to see who came closest to 21. A tie is known as a "push." In the case of a push, no money is lost, otherwise, the winner takes the money.

Special Plays

If the dealer's top card is an Ace, you may elect to insure yourself against the dealer having blackjack. You pay half your original bet for insurance. If the dealer does have blackjack, you keep your bet. You lose the insurance money, whether the dealer has blackjack or not.

If you're dealt a total of 10 or 11 points, you may double your bet. This is known as "doubling down." If you choose to double down, you're dealt one more card and then you automatically stand. If you think the dealer will win the hand, you may choose to "surrender" instead. Surrendering costs half your bet.

If you're dealt two cards of the same denomination, you may elect to "split" your hand. When you split, you double your original bet and play the two cards as two separate hands, one after the other. Each hand has a chance to beat the dealer.

Commodore 64 Version

Two programs make up the 64 version of Casino Blackjack—a BASIC program and a machine language program. Type in Program 1 (the BASIC program) and save it to disk. Do not run it yet—it attempts to load Program 2 when it runs.

Program 2 (the machine language program) must be entered with the "MLX" machine language entry program found elsewhere in this issue. Here are the addresses you need to type in the program

with MLX:

Starting Address: C000

Ending Address: C247

After you've typed in all the data from Program 2, be sure to save a copy as BLACKJACK.OBJ before you leave MLX.

Apple II Version

The Apple version of Casino Blackjack is made up of two programs. Program 3 is the BASIC portion. Type it in and save it to disk. Do not run the program until you've entered and saved Program 4—it attempts to load the machine language program when it's run.

Program 4 is written in machine language. It's the same ML program used for "Canfield" in January 1988. If you've already typed in CANFIELD.ML, you can copy it to the same disk you saved Program 3 to.

If you haven't typed in CANFIELD.ML, type in Program 4 using the "Apple MLX" machine language entry program. When prompted for starting and ending addresses, respond with the following values:

Starting Address: 8000

Ending Address: 86A7

Be sure to save a copy of the program as "CANFIELD.ML" after you've finished typing in the data.

Atari 400, 800, XL, And XE Version

On the Atari, Casino Blackjack is written entirely in BASIC. Type in Program 5 and save a copy before you run the program.

IBM PC/PCjr And Compatibles

Casino Blackjack runs under both BASICA and GW-BASIC on both color and monochrome monitors.

Type in Program 6 and save a copy before you run the program.

Amiga

The Amiga version of Casino Blackjack is written in Amiga Basic and requires 512K of memory. Type in Program 7 and save a copy to disk before running the program.

For instructions on entering these programs, please refer to "COMPUTE!'s Guide to Typing in Programs" elsewhere in this issue.

Program 1: Commodore 64 Casino Blackjack—BASIC

```

HE 10 REM COPYRIGHT 1988 COMPU
TEI PUBLICATIONS, INC. -
ALL RIGHTS RESERVED
MH 20 PRINT"[CLR][2 SPACES]COP
YRIGHT 1988 COMPUTE! PUB
L., INC."
CA 30 PRINTTAB(11)"ALL RIGHTS
[SPACE]RESERVED"
BH 40 IFA=0THENA=1:LOAD"BLACKJ
ACK.OBJ",8,1
BX 50 SYS49152:POKE53272,21
GK 60 X=RND(-TI):CLR:DIMCH(13,
4):POKE53280,5:POKE53281
,5:POKE53265,91:POKE5328
3,1
JK 70 PRINT"[CLR]"TAB(15)"
[11 DOWN][BLK]BLACKJACK"
:FORU=1TO1000:NEXT
PS 80 .SI$(1)="Z[DOWN][2 LEFT]
£":SI$(3)="↑[DOWN]
[2 LEFT]£":SI$(2)="$%
[DOWN][2 LEFT]&"
RR 90 SI$(4)="Z[DOWN][2 LEFT]
←":PRINT"[CLR]":V=0:H=0
:TY=4:POKE53272,29:FORB=
1TO4:FORC=0TO11
PJ 100 A=C:A1=B:GOSUB1070:H=H+
3:NEXTC:V=V+6:H=0:NEXTB
:H=14:V=3:A=12:A1=3
BS 110 GOSUB1070:H=H+6:V=V+6:A
1=1:GOSUB1070:H=H-6:V=V
+6:A1=4:GOSUB1070:H=H-6
MH 120 V=V-6:A1=2:GOSUB1070:H=
H+6:GOSUB1110:DO=100:HA
=0
GX 130 GETA$:IFA$=""THEN130
PD 140 IFDO<1THEN1320
HR 150 HA=HA+1:POKE53272,21
GA 160 AM$="":PRINT"[CLR][BLK]
YOU WILL START HAND"HA"
[LEFT].":SYS49158,0,6
SG 170 PRINT"RETURN ALONE WILL
DISPLAY PREVIOUS HAND"
:PRINT"[DOWN]- Q - TO Q
UIT"

```




Since 1981

Lycos Computer Marketing & Consultants

Order processed within 24 hours.

BLUE CHIP

Color Special
Popular



- 100% IBM PC compatible
- New 4.77-8 Mhz speed

\$699⁹⁵


(Green, amber & color monitors available)

PC COMPATIBLE HARDWARE

PC 5 1/4 Drive	\$119
MS DOS + Basic Soft	\$59
BCM 12G Gr. Monitor	\$75
BCM 12A Am. Monitor	\$79
BCM 14C Color RGB Monitor	\$239
BCC CG Color Card	\$94.99
Zuckerboard	SCALL
Iomege Bernoulli	SCALL
Hercules	SCALL
AST	SCALL

BLUE CHIP

Popular



- 100% IBM PC compatible
- New 4.77-8 Mhz speed!

\$469⁹⁵

(Green, Amber & color monitors available)

BLUE CHIP PC

PERSONAL
COMPUTER



- 4.77 Mhz speed
- Dual floppy
- Green monitor included

\$579⁹⁵

Seagate HARD DRIVES

20 meg kit	\$259.95*
30 meg kit	\$299.95*
40 meg kit	\$465.95*
*Drives include controller	
40 meg w/o controller	\$415.95

COMMODORE

HARDWARE

1541 C Disk Drive	\$175.95
1571 Disk Drive	\$215.95
1581 Disk Drive	\$189.95
Indus GT C-64 Drive	\$169.95
1802C Monitor	\$189.95
64 C Computer	\$169.95
128D Computer/Drive	\$439.95
C-1351 Mouse	\$32.95
1700 RAM	\$109.95
C-1750 RAM	SCALL
1764 RAM C64	\$117.95
1084 Monitor	\$239.95
128 Computer	\$229.95

BLUE CHIP 286 AT




\$989⁰⁰

COMMODORE 128 D System

\$439⁹⁵

Commodore
128D Plus
Thomson 4120
Monitor
..... \$629.95



COMMODORE 64C Computer



\$169⁹⁵

ATARI

\$889⁹⁵

1040 ST
Color System



ATARI HARDWARE

520 ST FM Mono	\$499.95
520 ST FM Color	\$799.95
1040 ST Mono	\$779.95
1040 ST Color	\$889.95
130XE Computer	\$135.95
SX551 Drive	SCALL
SF 314 Disk Drive	\$199.95
Indus GT Atari Drive	\$175.95
SHD 204 20 MEG Drive	\$559.95
XM301 Modem	\$42.95
SX212 Modem	\$89.95
GTS 100 (3.5" DSDD ST)	\$195.95

ATARI

520 ST-FM
Monochrome
System

\$499⁹⁵

Internal
drive
included




Note: Please order early — further price increases by Atari possible!

1-800-233-8760

Price Guarantee

Since 1981, we have led the industry by continuing to offer the lowest national prices while providing quality service. Many companies have come and gone trying to imitate our quality and service. If by some oversight we do not have the lowest prices advertised on the products you desire, then we would appreciate the opportunity to rectify this oversight.

New 1091i Model II



Panasonic
1091i Model II

\$185⁹⁵

Monitors

Thomson:

230 Amber TTL 12"	\$79.95
450 Amber TTL 15"	\$119.95
4120 CGA	\$199.95
4160 CGA	\$259.95
4460 EGA	\$319.95
4375 UltraScan	\$459.95
GB 100 EGA Card	\$129.95
GB 200 Super Card	\$219.95

Blue Chip:

BCM 12" Green TTL	\$75
BCM 12" Amber TTL	\$79
BCM 14" Color	\$239

NEC:

Multisync II	\$559
--------------------	-------

Save \$100 over NEC Multisync with Thomson 4375 UltraScan \$459.95

THOMSON

4120 Monitor

- 14" RGBI video composite analog
- Compatible with IBM and Commodore
- RGB data cable included

\$199⁹⁵

Avatek:

1200e	\$69.95
1200i PC Card	\$69.95
1200hc Modem	\$89.95
2400	\$179.95
2400i PC Card	\$169.95

Hayes:

Smartmodem 300	\$149.95
Smartmodem 1200	\$285.95
Smartmodem 2400	\$425.95

New for '88

star
MICROELECTRONICS



NX-1000



\$165⁹⁵

Great Performance Great Price

SEIKOSHA SP 180Ai

- 100 cps draft
- 20 cps NLQ

\$129⁹⁵



PRINTERS

SEIKOSHA

SP 180Ai	\$129.95
SP 180VC	\$129.95
SP 1000VC	\$139.95
SP 1200VC	\$155.95
SP 1200Ai	\$165.95
SP 1200AS RS232	\$165.95
SL 80Ai	\$299.95
MP1300Ai	\$269.95
MP5300Ai	\$375.95
MP5420Ai	\$879.95
SP Series Ribbon	\$7.95
SK3000 Ai	\$349.95
SK3005 Ai	\$429.95
800 CPS	SCALL!

star
MICROELECTRONICS

NL-10 w/o Cart	\$169.95
NX-1000	\$165.95
NX-1000C	\$175.95
NX-1000 Color	\$225.95
NX-1000C Color	\$229.95
NX-15	\$295.95
ND-10	\$265.95
NR-10	\$379.95
NR-15	\$309
NB-15 24 Pin	\$425.95
NB24-10 24 Pin	\$699.95
NB24-15 24 Pin	\$425.95
NB24-15 24 Pin	\$559.95

EPSON

LX800	\$175.95
FX86E	\$289.95
FX286E	\$429.95
EX800	\$374.95
EX1000	\$499.95
LQ500	SCALL
LQ800	\$369.95
LQ1000	\$549.95
LQ2500	\$849.95
GO3500	SLOW
LQ850	\$499.95
LQ1050	\$679.95

Panasonic

1080i Model II	\$165.95
1091i Model II	\$185.95
1092i	\$295.95
1592	\$399.95
1595	\$449.95
3131	\$269.95
3151	\$419.95
KXP 4450 Laser	SCALL
1524 24 Pin	\$559.95
Fax Partner	\$589.95

BROTHER

M1109	\$195
M1409	\$299
M1509	\$365
M1709	\$475
Twinwriter 6 Dot & Daisy	\$899
M1724L	\$599
HR20	\$339
HR40	\$569
HR60	\$709.95

CITIZEN

120 D	\$149.95
180 D	\$169.95
MSP-10	\$259.95
MSP-40	\$289.95
MSP-15	\$324.95
MSP-50	\$389.95
MSP-45	\$425.95
MSP-55	\$489.95
Premiere 35	\$464.95
Tribute 224	\$624.95

OKIDATA

Okimate 20	\$119
Okimate 20 w/cart	\$179.95
120	\$189.95
180	\$219.95
182	\$199.95
192+	\$309.95
193-	\$449.95
292 w/interface	\$449.95
293 w/interface	\$585.95
294 w/interface	\$819.95
393	\$955.95

Toshiba

321SL	\$489
341 SL	\$659
P351 Model II	\$899

DIABLO

D25	\$499.95
635	\$779.95

Join the thousands who shop Lyco and Save!

Lyc0 Means Total Service.



**Mark "Mac" Bowser,
Sales Manager**

I would personally like to thank all of our past customers for helping to make Lyc0 Computer one of the largest mail order companies and a leader in the industry. Also, I would like to extend my personal invitation to all computer enthusiasts who have not experienced the services that we provide. Please call our trained

Call Lyc0

sales staff at our toll free number to inquire about our diverse product line and weekly specials.



First and foremost our philosophy is to keep abreast of the changing market so that we can provide you with not only factory-fresh merchandise but also the newest models offered by the manufacturers at the absolute best possible prices. And we offer the widest selection of computer hardware, software and accessories.

Feel free to call Lyc0 if you want to know more about a particular item. I can't stress enough that our toll-free number is not just for orders. Many companies have a toll-free number for ordering, but if you just want to ask a question about a product, you have to make a toll call. Not at Lyc0. Our trained sales staff is knowledgeable about all the products we stock and is happy to answer any questions you may have. We will do our best to make sure that the product you select will fit your application. We also have Saturday hours — one more reason to call us for all your computer needs.

Order Now



Once you've placed your order with Lyc0, we don't forget about you. Our friendly, professional customer service representatives will find answers to your questions about the status of an order, warranties, product availability, or prices.

Lyc0 Computer stocks a multimillion dollar inventory of factory-fresh merchandise. Chances are we have exactly what you want right in our warehouse. And that means you'll get it fast. In fact, orders are normally shipped within 24 hours. Free shipping on prepaid cash orders over \$50, and there is no deposit required on

Here's How



C.O.D. orders. Air freight or UPS Blue/Red Label shipping is available, too. And all products carry the full manufacturers' warranties.

I can't see why anyone would shop anywhere else. Selection from our huge in-stock inventory, best price, service that can't be beat — we've got it all here at Lyc0 Computer.

**TO ORDER, CALL TOLL-FREE: 1-800-233-8760
New PA Wats: 1-800-233-8760**

Outside Continental US Call: 1-717-494-1030

Hours: 9AM to 8PM, Mon. - Thurs.
9AM to 6PM, Friday — 10AM to 6PM, Saturday

For Customer Service, call 1-717-494-1670,
9AM to 5PM, Mon. - Fri.

Or write: Lyc0 Computer, Inc.

P.O. Box 5088, Jersey Shore, PA 17740

Risk-Free Policy: • full manufacturers' warranties • no sales tax outside PA
• prices show 4% cash discount; add 4% for credit cards • APO, FPO, international: add \$5 plus 3% for priority • 4-week clearance on personal checks
• we check for credit card theft • compatibility not guaranteed • return authorization required • price/availability subject to change • prepaid orders under \$50 in Continental US, add \$3.00

Access:	
Triple Pack	\$11.95
Leader Board Pack	\$14.95
Activision:	
Hitch Hikers	\$13.95
Music Studio	\$19.95
Broderbund:	
Print Shop	\$25.49
Print Shop Compan.	\$22.95
Graphic Lib. I, II, III	\$13.49
Bank St. Writer	\$27.95
Electronic Arts:	
Pinball Con Set	\$8.95
Lords of Conquest	\$8.95
Starfleet I	\$32.95
Chess Master 2000	\$25.95
Music Con Set	\$8.95
Super Boulderdash	\$8.95
One on One	\$8.95
Firebird:	
The Pawn	\$22.95
Microleague:	
Microleag. Baseball	\$22.95
General Manager	\$16.95
Stat Disk	\$13.95
Microprose:	
Conflict in Vietnam	\$22.95
F-15 Strike Eagle	\$19.95
Kennedy Approach	\$13.95
Silent Service	\$19.95
Top Gunner	\$13.95
Strategic Simulations:	
Battle of Antietam	\$28.95
Battlecruiser	\$33.95
Nam	\$22.95
Phantasia	\$22.95
Wargame Construc.	\$16.95
Warship	\$33.95
Wizards Crown	\$22.95
Sublogic:	
Flight Simulator II	\$31.49
Night Mission Pinball ...	\$18.95
Scenery #1-#6 ea.	\$12.95
Scenery #7	\$14.95

Firebird:	
Pawn	
Starglider	
Golden Path	
Guild of Thieves	
Tracker	
Microleague:	
Microleag. Baseball	
General Manager	
Wrestling	
Microprose:	
Silent Service	
F-15 Strike Eagle	
Strategic Simulations:	
Phantasia	
Phantasia II	
Road War 2000	
Colonial Conquest	
Sublogic:	
Flight Simulator	
Scenery Disk	
Unison Works:	
Art Gallery 1	
Print Master	
Fonts & Borders	

COMM



Access:	
Leader Board	\$22.95
Tournament #1	\$11.95
10th Frame	\$22.95
Activision:	
Champion. Baseball	\$22.95
Champion. Basketball	\$22.95
Championship Golf	\$New
GFL Football	\$22.95
Leather Goddesses	\$22.95
Music Studio	\$27.95
Paint Works	\$22.95
Shanghai	\$22.95
Bureaucracy	\$22.95
Top Fuel	\$19.95
Electronic Arts:	
Arctic Fox	\$25.95
Empire	\$32.95
Starfleet I	\$32.95
Chess Master 2000	\$25.95
Gridiron	\$32.95
Epyx:	
Sub Battle Simulator	\$22.95
World Games	\$22.95
Wrestling	\$22.95
Winter Games	\$22.95

Access:	
Echelon	
Mach 5	
Mach - 128	
10th Frame	
Triple Pack	
Wild. Cl. Leader	
Famous Court	
Famous Court	
Leader Board	
Action Soft:	
Up Periscope	
Thunderchop	
Activision:	
Champion. Baseball	
Music Studio	
Leather Goddesses	
Top Fuel Eliminator	
Beyond Zork	
GFL Football	
Gee Bee Air Force	
Last Ninja	
Might & Magic	
Nord & Bert	
Batteries Included:	
Paperclip III	
Outrageous Party	
Berkeley Soft:	
Desktop I	
Fontpak I	
Geodex	
Geofile	
Geo Calc	
Geos 64	
Geos 128	
Geowrite	
Broderbund:	
Bank St. Writer	
Carmen Sandiego	
Graphic Lib. I	
Print Shop	
Print Shop Companion	
Print Shop Package	
Cauldron	
Superbike Challenge	

Attention Educational Institutions:

If you are not currently using our educational service program, please call our representatives for details.

Free sh


```

MQ 180 PRINT"{DOWN}- R - TO RE
START GAME":PRINT"
[DOWN]PLACE BET"DO;;INP
UT"DOLLARS LEFT ";AM$
PR 190 IFAM$=""ANDPR=1THEN250
MA 200 IFAM$=""ANDPR=0THEN240
DD 210 IFAM$="Q"THENEND
FA 220 IFAM$="R"THENRUN
CC 230 GOTO260
DB 240 GOSUB1050:PRINTTAB(6)"
{RVS}{RED}NO PREVIOUS H
AND WAS PLAYED":GOSUB11
20:GOTO160
BA 250 POKE53272,29:SYS49155,3
:GOSUB1050:GOSUB1120:PO
KE53272,21:GOTO160
FE 260 AM=VAL(AM$):AM=INT(100*
(AM+.005))/100
MS 270 IFAM<10THENGOSUB1050:P
RINT"YOU CANNOT BET ZER
O DOLLARS":GOSUB1120:GO
TO160
KM 280 IFAM>DOHENGOSUB1050:PR
INT"YOU DO NOT HAVE THA
T MUCH MONEY":GOSUB1120
PD 290 IFAM>DOHENG160
SK 300 Z2=0:Z1=0:DE=0:D1=0:D2=
0:P=0:D3=0:CL=0:JK=0:HI
=0:BU=0:SD=0:DD=0:SP=0:
QQ=0
DE 310 S1=0:QP=0:SP=0:B1=0:O1=
0:O2=0:PL(0)=0:PL(1)=0:
PL(2)=0:PL(3)=0:PL(4)=
0
AK 320 PG(0)=AM:D=0:PR=0:O1=DO
-AM:O2=O1:PRINT"{CLR}":
POKE53272,29:V=0:H=0:Z2
=DE:Z1=D
MC 330 GOSUB960:DE=Z2:D=Z1:GOS
UB1110:D1=A:D2=A1:V=7:H
=0:GOSUB1030:P1=A:P2=A1
FD 340 H=6:V=0:GOSUB1040:D3=A:
H=6:V=7:GOSUB1030:P3=A
BP 350 IFP1=12ANDP3<12ANDP3>7O
RP3=12ANDP1<12ANDP1>7TH
EN1310
JM 360 GOSUB1150:IFIN>0THENIN=
0:GOTO140
KF 370 GOSUB1050:PRINT"{RVS}
{RED}H{OFF}{BLK}IT
{RVS}{RED}S{OFF}{BLK}TA
ND S{RVS}{RED}P{OFF}
{BLK}LIT {RVS}{RED}D
{OFF}{BLK}OUBLE DOWN SU
RR{RVS}{RED}E{OFF}{BLK}
NDER"
EC 380 GETOP$:IFOP$=""THEN380
SK 390 IFOP$="P"THENJK=3:GOTO4
10
GK 400 JK=ABS(ASC(OP$)-77)-4:I
FJK<0ORJK>5THEN380
XX 410 ONJKGOTO420,530,540,640
,690
QA 420 HI=1:GOSUB510
HJ 430 IFDD=1THENH=12:GOSUB103
0:DD=2:SD=1:GOSUB510
JQ 440 IFSD=1THENSND=0:H=6:V=V+
3:HI=0:GOTO470
BX 450 IFB1=1THENB1=0:GOTO370
KQ 460 H=H+6:GOSUB1030:GOSUB51
0:B1=1:GOTO430
JD 470 IFSP>0THENSP=SP-1:S1=S1
+1:QP=QP-1:P=0:GOTO490
DC 480 GOTO800
BX 490 IFJ(S1)=1THENJ(S1)=0:P=
1
PP 500 GOSUB1030:B1=1:GOTO430
QE 510 IFBU=1THENSYS49158,35,V
+1:PRINT"{RVS}{RED}BUST
":SD=1:DD=2:BU=0:HI=0
EG 520 RETURN
CJ 530 SYS49158,35,V+1:PRINT"
[RVS]{RED}STAND":SD=1:G
OTO440
FG 540 IFHI=1THENGOSUB1050:GOS
UB620:GOSUB1120:GOTO370
FK 550 IFA<>P1THENGOSUB1050:PR
INT"YOU CANNOT SPLIT SI
NCE NOT OF SAME"
PK 560 IFA<>P1THENPRINT"VALUE
{SPACE}OR DENOMINATION"
:GOSUB1120:GOTO370
JM 570 IFO1-AM<0THENGOSUB1050:
GOSUB630:GOSUB1120:GOTO
370
RM 580 O1=O1-AM:SP=SP+1:QQ=QQ+
1:QP=QP+1:PL(S1+QP)=B:P
G(S1+QP)=AM:PL(S1)=B
FD 590 QV=V
CR 600 IFP>0THENP=1:J(S1+QP)=1
PC 610 H=0:V=7+QQ*3:GOSUB1070:
V=QV:H=6:GOSUB1030:GOTO
370
GS 620 PRINT"YOU CAN SPLIT ON
{SPACE}THE FIRST TWO CA
RDS[4 SPACES]ONLY":RETU
RN
FC 630 PRINT"NOT ENOUGH MONEY
{SPACE}FOR THE SPLIT":R
ETURN
FH 640 IFHI=1THENGOSUB1050:GOS
UB670:GOSUB1120:GOTO370
EA 650 IFDD=1THENGOSUB1050:GOS
UB680:GOSUB1120:GOTO370
DA 660 PG(S1)=AM/2:PL(S1)=0:SD
=1:SE=1:SYS49158,31,V+1
:PRINT"{RVS}{RED}SURREN
DER":GOTO430
BM 670 PRINT"YOU CANNOT SURREN
DER SINCE YOU ALREADY
{2 SPACES}HIT ON THIS H
AND":RETURN
XP 680 PRINT"YOU CANNOT SURREN
DER SINCE YOU DOUBLED
{2 SPACES}DOWN ON THIS
{SPACE}HAND"
SK 690 IFHI=1THENGOSUB1050:GOS
UB770:GOSUB1120:GOTO370
RX 700 IFP>0THENAZ=PL(S1)-10:G
OTO720
FH 710 AZ=PL(S1)
HJ 720 IFAZ<>10ANDAZ<>11THENGO
SUB1050:GOSUB780:GOSUB1
120:GOTO370
MC 730 IFO1-AM<0THENGOSUB1050:
GOSUB790:GOSUB1120:GOTO
370
MA 740 IFP>0THENPL(S1)=PL(S1)-
10
PR 750 PG(S1)=PG(S1)+AM:SYS491
58,29,V+1:PRINT"{RVS}
{RED}DOUBLE DOWN":DD=1:
O1=O1-AM:GOTO430
SC 760 STOP
SC 770 PRINT"SORRY YOU ALREADY
HIT ON THIS HAND":RETU
RN
SD 780 PRINT"YOU CAN ONLY DOUB
LE DOWN ON A 10 OR 11":
RETURN
JH 790 PRINT"NOT ENOUGH MONEY
{SPACE}TO DOUBLE DOWN":
RETURN
QJ 800 A=D1:A1=D2:V=0:H=0:GOSU
B1070:H=6:IFBJ=1THENBJ=
0:GOTO870
AJ 810 IFDE>21THENFORI=0TO3:PL
(SG)=0:NEXT:GOTO870
BS 820 IFS1<1ANDPL(0)>21THEN87
0
EC 830 IFS1<1ANDSE=1THENSE=0:G
OTO870
PX 840 IFDE>16THEN860
QM 850 H=H+6:GOSUB1040:GOTO840
KM 860 IFDE>21THENSYS49158,35,
V+3:PRINT"{RVS}{RED}BUS
T"
FG 870 V=7:FORI=0TOS1
GR 880 IFDE>21ANDPL(I)<22ORDE<
22ANDDE<PL(I)ANDPL(I)<2
2THENGOSUB950
GE 890 IFDE<22ANDDE>PL(I)ORDE<
22ANDPL(I)>21ORDE>21AND
PL(I)>22THENGOSUB940
KH 900 IFDE<22ANDDE=PL(I)THENS
YS49158,35,V+2:PRINT"
{RVS}{RED}PUSH":PG(I)=0
QJ 910 DO=DO+PG(I):V=V+3:NEXT:
DO=INT(100*(DO+.005))/1
00
MF 920 GOSUB1050:GOSUB1120:FOR
I=1TO13:FORJ=1TO4:CH(I,
J)=0:NEXTJ,I:SYS49155,1
:PR=1
FQ 930 GOTO140
AJ 940 SYS49158,35,V+2:PRINT"
{RVS}{RED}LOSE":PG(I)--
PG(I):RETURN
MF 950 SYS49158,35,V+2:PRINT"
{RVS}{RED}WIN":RETURN
HB 960 T=FRE(0):A=INT(13*RND(1
)):A1=INT(4*RND(1)+1):I
FCH(A,A1)=1THEN960
CX 970 CH(A,A1)=1:B=A+2:IFA+2>
9THENB=10
SH 980 IFA+2=14THENB=11
GJ 990 IFB=11THENZ1=Z1+1
GF 1000 Z2=Z2+B:IFZ2>21ANDZ1>0
THENZ2=Z2-10:Z1=Z1-1
JX 1010 IFZ2>21THENB=1
SS 1020 RETURN
BK 1030 Z2=PL(S1):Z1=P:GOSUB96
0:PL(S1)=Z2:P=Z1:GOSUB
1070:RETURN
XB 1040 Z2=DE:Z1=D:GOSUB960:DE
=Z2:D=Z1:GOSUB1070:RET
URN
KE 1050 CL=22:FORZZ=CLTO24:SYS
49158,0,ZZ
HC 1060 PRINT"{39 SPACES}{UP}":
NEXT:SYS49158,0,22:RE
TURN
DE 1070 IFA1=2ORAL=4THENPOKE64
6,0:GOTO1090
CP 1080 POKE64,2
MX 1090 SYS49158,H,V:PRINT"
{RVS}{...}{DOWN}
{6 LEFT},"CHR$(A+50)"
{3 SPACES}-{DOWN}
{6 LEFT},"SI$(A1);
PRINT"{RVS}{UP} -
{DOWN}{6 LEFT},
{2 RIGHT} -{DOWN}
{6 LEFT},{3 SPACES}"CH
R$(A+50)"-{DOWN}
{6 LEFT}*/**/+":RETURN
KG 1110 FORZZ=0TO5:SYS49158,H,
V+ZZ:PRINT"{RVS}{7}111
111":NEXTZZ:RETURN
FB 1120 SYS49158,13,24:PRINT"
{RVS}{RED}PRESS ANY KE
Y{BLK}{4 UP}"
AM 1130 GETY$:IFY$=""THEN1130
KG 1140 RETURN
CS 1150 IFD3<>12THENRETURN
EA 1160 GOSUB1050:PRINT"{BLK}W
ANT INSURANCE {RVS}
{RED}Y N{OFF}"
DR 1170 GETY$:IFY$=""THEN1170
HF 1180 IFY$="Y"THEN1210
DC 1190 IFY$="N"THENRETURN
AQ 1200 GOTO1170
SQ 1210 IFO2-AM/2<0THENGOSUB10
50:GOSUB1280:GOSUB1120
:RETURN
GS 1220 IN=AM/2:O2=O2-AM/2:DO=

```



```

DO-IN:IN=0
PM 1230 IFDE<>21THENGOSUB1290:
IN=0:GOTO1270
XE 1240 A=D1:A1=D2:V=0:H=0:GOS
UB1070:GOSUB1050
PX 1250 PRINT"[BLK]DEALER HAS
[SPACE]BLACKJACK YOU L
OSE YOUR[6 SPACES]INSU
RANCE MONEY AND SAVE "
;
PP 1260 PRINT"BET.":GOSUB1120:
IN=1
XB 1270 RETURN
JH 1280 PRINT"[BLK]YOU DO NOT
[SPACE]HAVE ENOUGH MON
EY TO INSURE[2 SPACES]
YOUR BET":RETURN
AK 1290 GOSUB1050:PRINT"[BLK]D
EALER DID NOT GET BLAC
KJACK YOU LOSE
[3 SPACES]INSURANCE ";
QG 1300 PRINT"MONEY AND HAND C
ONTINUES":GOSUB1120:RE
TURN
PX 1310 SYS49158,31,V+1:PRINT"
{RVS}{RED}BLACKJACK":P
G(S1)=1.5*AM:BJ=1:GOTO
800
EX 1320 PRINT"{CLR}[10 DOWN]
{RVS}{RED}YOU ARE OUT
[SPACE]OF MONEY"
CG 1330 PRINT"[DOWN]{RVS}{RED}
WISH TO PLAY AGAIN
[BLK]Y N{RED}?"
XF 1340 GETYS:IFY$=""THEN1340
HC 1350 IFY$="Y"THEN90
GM 1360 IFY$="N"THENEND
RK 1370 GOTO1340

```

**Program 2: Commodore 64
Casino Blackjack—ML**

```

C000:4C 09 C0 4C AE C0 4C 0E E5
C008:C1 A9 30 85 34 85 38 20 7B
C010:5E A6 A0 00 98 AA A9 0E 4F
C018:85 19 A9 DC 85 1A A9 00 8D
C020:85 1B A9 30 85 1C A9 00 53
C028:85 1D A9 D0 85 1E A9 FE EC
C030:31 19 91 19 A9 FB 25 01 DC
C038:85 01 A0 00 B1 1D 91 1B 11
C040:C8 C0 00 D0 F7 18 E6 1C 6D
C048:E6 1E E8 E0 09 D0 EB A0 F3
C050:00 A9 04 05 01 85 01 A9 D6
C058:01 11 19 91 19 A9 1D 8D 12
C060:18 D0 A9 D0 85 19 A9 30 78
C068:85 1A A9 00 AA A8 B9 2A FD
C070:C1 91 19 C0 2F F0 04 C8 74
C078:4C 6E C0 A9 18 85 19 A9 21
C080:31 85 1A A9 00 A8 AA B9 8B
C088:5A C1 91 19 C0 DF F0 04 D6
C090:C8 4C 87 C0 A9 08 85 19 18
C098:A9 31 85 1A A9 00 A8 AA D6
C0A0:B9 3A C2 91 19 C0 07 F0 C9
C0A8:04 C8 4C A0 C0 60 20 FD B7
C0B0:AE 20 9E AD 8D 0D C1 20 84
C0B8:E7 C0 E8 C8 AD 0D C1 C9 F6
C0C0:81 D0 0B B1 19 91 1B B1 AA
C0C8:1D 91 1F 4C D6 C0 B1 1B 1E
C0D0:91 19 B1 1F 91 1D C0 FF 0C
C0D8:D0 E1 E6 1A E6 1C E6 1E 4D
C0E0:E6 20 E0 04 D0 D4 60 A9 7E
C0E8:00 AA A0 FF A9 00 85 19 9A
C0F0:A9 04 85 1A A9 43 85 1B 18
C0F8:A9 C2 85 1C A9 00 85 1D E7
C100:A9 D8 85 1E A9 43 85 1F A5
C108:A9 C6 85 20 60 00 20 20 28
C110:C1 8C 29 C1 20 20 C1 98 76
C118:AA AC 29 C1 18 4C F0 FF 31
C120:20 FD AE 20 9E AD 4C AA F9
C128:B1 00 01 03 07 F0 1F 3F C6
C130:7F FF 80 C0 E0 F0 F8 FC 49
C138:FE FF FF 7F 3F 1F 0F 07 CE
C140:03 01 FF FE FC F8 F0 E0 04
C148:C0 80 00 00 00 18 3C 7E A3

```

```

C150:FF FF FF 7F 3D 19 01 03 1F
C158:07 0F FF FE BC 98 80 C0 1D
C160:E0 F0 03 07 0F 0F 07 3B 5F
C168:7D FF C0 E0 F0 F0 E0 DC BA
C170:BE FF FF FF FF 7D 39 03 BE
C178:07 0F FF FF FF FE 9C C0 38
C180:E0 F0 FF 80 80 80 80 40
C188:80 80 FF 01 01 01 01 8B
C190:01 01 80 80 80 80 80 74
C198:80 FF 01 01 01 01 01 9B
C1A0:01 FF 80 80 80 80 80 44
C1A8:80 80 01 01 01 01 01 CB
C1B0:01 01 FF 00 00 00 00 00 F4
C1B8:00 00 00 00 00 00 00 3C
C1C0:00 FF 00 7E 42 42 42 0E
C1C8:42 7E 00 78 08 08 08 0D
C1D0:08 7E 00 7E 02 02 7E 40 35
C1D8:40 7E 00 7E 02 02 1E 02 5A
C1E0:02 7E 00 40 40 44 44 7E 23
C1E8:04 04 00 7E 40 40 7E 02 59
C1F0:02 7E 00 7E 40 40 7E 42 3F
C1F8:42 7E 00 7E 02 02 02 43
C200:02 02 00 7E 42 42 7E 42 49
C208:42 7E 00 7E 42 42 7E 02 50
C210:02 7E 00 CE 4A 4A 4A 4A 7D
C218:4A EE 00 7E 08 08 08 48 1F
C220:48 78 00 7E 42 42 42 4A B9
C228:44 7A 00 42 42 44 78 44 EA
C230:42 42 00 7E 42 42 7E 42 A9
C238:42 42 CC CC 33 33 CC CC A2
C240:33 33 00 00 00 00 00 2C

```

**Program 3: Apple II Casino
Blackjack—BASIC**

*Version by William Chin, Editorial
Programmer*

```

E7 10 REM COPYRIGHT 1988 COMPUTE
! PUBLICATIONS, INC. - ALL
RIGHTS RESERVED
E6 20 TEXT : HOME : PRINT " COP
YRIGHT 1988 COMPUTE! PUBL.
, INC."
AE 30 HTAB 11: PRINT "ALL RIGHTS
RESERVED"
E9 31 VTAB 12: HTAB 13: PRINT "A
NY KEY TO START"
CC 32 POKE 49168,0
E6 33 T = RND (1): IF PEEK (4915
2) = 13 THEN 33
E8 35 POKE 40196,189: POKE 40197
,150
E5 40 PRINT CHR$(4);"BLOAD CANF
IELD.ML,A$0000"
E6 50 POKE 6,168: POKE 7,131: IF
PEEK (48896) = 76 THEN PR
INT CHR$(4);"PRNA$8340":
PRINT : GOTO 136
E4 60 POKE 54,64: POKE 55,131: C
ALL 1002
E2 136 DIM CH(13,4),C(255): HGR2
:BL$ = "
"
E7 137 ACE = 12:DD = 100:HA = 0:
RESTORE
E9 138 FOR I = 1 TO 5: READ A$,A
M$:C(ASC(A$)) = I:C(A$
C(AM$)) = I: NEXT I
E8 139 DATA "H","h","S","s","P",
"p","E","e","D","d"
E4 140 IF DO < 1 THEN 1320
E2 150 HA = HA + 1
E8 160 IF PF = 1 THEN HGR2
E8 168 AM$ = "": VTAB 12: PRINT
"YOU WILL START HAND "HA"
."
E3 170 PRINT "Q - TO QUIT"
E4 180 PRINT "R - TO RESTART GAM
E": PRINT DO;" DOLLARS LE
FT": PRINT "PLACE BET
": HTAB 11
E7 182 T = 0: GET A$: IF A$ = CH
R$(13) THEN 190
E1 183 IF A$ < > CHR$(8) AND A$

```

```

< > CHR$(127) THEN 186
E4 184 IF LEN (AM$) < 2 THEN AM$
= "": GOTO 189
FF 185 AM$ = LEFT$(AM$, LEN (AM
$) - 1): GOTO 189
E8 186 IF A$ = "Q" OR A$ = "R" O
R A$ = "q" OR A$ = "r" TH
EN AM$ = A$: GOTO 190
E4 187 A = ASC (A$): IF (A > 57
OR A < 48) AND A < > 46 T
HEN 182
E9 188 AM$ = AM$ + A$:AM$ = LEFT
$(AM$,10)
E2 189 HTAB 11: PRINT "
": HTAB 11: PRINT AM$:
: GOTO 182
E6 190 IF AM$ = "" THEN PRINT CH
R$(7); GOTO 182
E8 210 IF AM$ = "Q" OR AM$ = "q"
THEN TEXT : HOME : END
E2 220 IF AM$ = "R" OR AM$ = "r"
THEN HOME : HGR2 : GOTO
137
E8 230 GOTO 260
E4 250 GOSUB 1050: GOSUB 1120: G
OTO 160
E9 260 AM = VAL (AM$):AM = INT (
100 * (AM + .005)) / 100
E9 270 IF AM < .01 THEN GOSUB 10
50: PRINT "YOU CANNOT BET
ZERO DOLLARS": GOSUB 112
0: GOTO 160
E8 280 IF AM > DO THEN GOSUB 105
0: PRINT "YOU DO NOT HAVE
THAT MUCH MONEY": GOSUB
1120: GOTO 160
E2 300 Z2 = 0:Z1 = 0:DE = 0:D1 =
0:D2 = 0:P = 0:D3 = 0:CL
= 0:JK = 0:HI = 0:BU = 0
:SD = 0:DD = 0:SP = 0:QQ
= 0:SE = 0
E7 310 S1 = 0:QP = 0:SP = 0:B1 =
0:O1 = 0:O2 = 0:PL(0) =
0:PL(1) = 0:PL(2) = 0:PL(
3) = 0:PL(4) = 0:PF = 0
E8 320 PG(0) = AM:D = 0:PR = 0:O
1 = DO - AM:O2 = O1: HGR2
:V = 0:H = 0:Z2 = DE:Z1
= D
E6 330 GOSUB 960:DE = Z2:D = Z1:
D1 = A:D2 = A1:V = 7:H =
0: GOSUB 1030:P1 = A:P2 =
A1
E4 332 HCOLOR= 3:V = 0:TX = H *
6 + 1:TY = V * 8: HPL0T T
X,TY TO TX + 16,TY TO TX
+ 16,TY + 23 TO TX,TY + 2
3 TO TX,TY
E9 334 FOR I = 4 TO 12 STEP 4: H
PLOT TX,TY + I TO TX + 16
,TY + I + 8: NEXT
E7 340 H = 6:V = 0: GOSUB 1040:D
3 = A:H = 6:V = 7: GOSUB
1030:P3 = A
E2 350 IF P1 = ACE AND P3 < ACE
AND P3 > 7 OR P3 = ACE AN
D P1 < ACE AND P1 > 7 THE
N 1310
E5 360 GOSUB 1150: IF IN > 0 THE
N IN = 0: GOTO 140
E2 370 GOSUB 1050: PRINT "H HIT
S STAND P SPLIT": PRINT
"D DOUBLE E SURRENDER"
E9 380 GET OP$:JK = C(ASC(OP$
))
E5 390 IF JK = 0 THEN 380
E9 410 ON JK GOTO 420,530,540,64
0,690
E4 420 HI = 1: GOSUB 510
E8 430 IF DD = 1 THEN H = 12: GO
SUB 1030:DD = 2:SD = 1: G
OSUB 510
E7 440 IF SD = 1 THEN SD = 0:H =
6:V = V + 4:HI = 0: GOTO
470

```



```

03 450 IF B1 = 1 THEN B1 = 0: GO
TO 370
FA 460 H = H + 6: GOSUB 1030: GO
SUB 510: B1 = 1: GOTO 430
JD 470 IF SP > 0 THEN SP = SP -
1: S1 = S1 + 1: QP = QP - 1
: P = 0: GOTO 490
21 480 GOTO 800
C3 490 IF J(S1) = 1 THEN J(S1) =
0: P = 1
E0 500 GOSUB 1030: B1 = 1: GOTO 4
30
A7 510 IF BU = 1 THEN HTAB 36: V
TAB V + 2: PRINT "BUST": S
D = 1: DD = 2: BU = 0: HI =
0
19 520 RETURN
E8 530 HTAB 36: VTAB V + 2: PRIN
T "STAND": SD = 1: GOTO 44
0
65 540 IF HI = 1 THEN GOSUB 1050
: GOSUB 620: GOSUB 1120:
GOTO 370
80 550 IF A < > P1 THEN GOSUB 10
50: PRINT "CARDS MUST BE
THE SAME TO SPLIT.": GOSU
B 1120: GOTO 370
1C 570 IF O1 - AM < 0 THEN GOSUB
1050: GOSUB 630: GOSUB 1
120: GOTO 370
66 580 O1 = O1 - AM: SP = SP + 1:
QQ = QQ + 1: QP = QP + 1: P
L(S1 + QP) = B: PG(S1 + QP
) = AM: PL(S1) = B
95 590 QV = V: PF = 1
52 600 IF P > 0 THEN P = 1: J(S1
+ QP) = 1
89 610 H = 0: V = 7 + QQ * 4: GOS
UB 1070: V = QV: H = 6: GOS
UB 1030: GOTO 370
82 620 PRINT "MAY ONLY SPLIT ON
THE FIRST TWO CARDS.": RE
TURN
A8 630 PRINT "DO NOT HAVE ENOUGH
MONEY FOR SPLIT.": RETUR
N
87 640 IF HI = 1 THEN GOSUB 1050
: GOSUB 670: GOSUB 1120:
GOTO 370
09 660 PG(S1) = AM / 2: PL(S1) =
0: SD = 1: SE = 1: HTAB 32:
VTAB V + 2: PRINT "SURRE
NDER": GOTO 430
F5 670 PRINT "YOU CAN NOT SURREN
DER BECAUSE YOU": PRINT "
ALREADY HIT ON THIS HAND.
": RETURN
21 690 IF HI = 1 THEN GOSUB 1050
: GOSUB 770: GOSUB 1120:
GOTO 370
75 700 IF P > 0 THEN AZ = PL(S1)
- 10: GOTO 730
50 710 AZ = PL(S1)
9C 730 IF O1 - AM < 0 THEN GOSUB
1050: GOSUB 790: GOSUB 1
120: GOTO 370
F2 740 IF P > 0 THEN PL(S1) = PL
(S1) - 10
C4 750 PG(S1) = PG(S1) + AM: HTA
B 29: VTAB V + 2: PRINT "
DOUBLE DOWN": DD = 1: O1 =
O1 - AM: GOTO 430
F0 770 PRINT "SORRY YOU ALREADY
HIT ON THIS HAND.": RETUR
N
D6 790 PRINT "YOU DO NOT ENOUGH
MONEY TO DOUBLE DOWN.": R
ETURN
6A 800 A = D1: A1 = D2: V = 0: H =
0: GOSUB 1070: H = 6: IF B
J = 1 THEN BJ = 0: GOTO 8
70
8A 810 IF DE = 21 THEN FOR I = 0
TO 3: PL(I) = 0: NEXT : G
OTO 870

```

```

4A 820 IF S1 < 1 AND PL(0) > 21
THEN 870
F3 830 IF S1 < 1 AND SE = 1 THEN
SE = 0: GOTO 870
32 840 IF DE > 16 THEN 860
48 850 H = H + 6: GOSUB 1040: GO
TO 840
88 860 IF DE > 21 THEN HTAB 36:
VTAB V + 3: PRINT "BUST"
46 870 V = 7: FOR I = 0 TO S1
AF 880 IF DE > 21 AND PL(I) < 22
OR DE < 22 AND DE < PL(I
) AND PL(I) < 22 THEN GOS
UB 950
70 890 IF DE < 22 AND DE > PL(I)
OR DE < 22 AND PL(I) > 2
1 OR DE > 21 AND PL(I) >
22 THEN GOSUB 940
43 900 IF DE < 22 AND DE = PL(I)
THEN HTAB 36: VTAB V + 3
: PRINT "PUSH": PG(I) = 0
CA 910 DD = DD + PG(I): V = V + 4
: NEXT : DD = INT (100 * (
DD + .005)) / 100
CF 920 GOSUB 1050: FOR I = 1 TO
13: FOR J = 1 TO 4: CH(I, J
) = 0: NEXT J, I: PR = 1
9C 930 GOTO 140
3C 940 HTAB 35: VTAB V + 3: PRIN
T " LOSE": PG(I) = - PG(I)
: RETURN
8F 950 HTAB 35: VTAB V + 3: PRIN
T " WIN": RETURN
C2 960 T = FRE (0): A = INT ( RND
(1) * 13): A1 = INT (4 *
RND (1) + 1): IF CH(A, A1)
= 1 THEN 960
1E 970 CH(A, A1) = 1: B = A + 2: I
F A > 7 THEN B = 10
F4 980 IF A = ACE THEN B = 11
86 990 IF B = 11 THEN Z1 = Z1 +
1
EA 1000 Z2 = Z2 + B: IF Z2 > 21
AND Z1 > 0 THEN Z2 = Z2
- 10: Z1 = Z1 - 1
E8 1010 IF Z2 > 21 THEN BU = 1
D9 1020 RETURN
3F 1030 Z2 = PL(S1): Z1 = P: GOSU
B 960: PL(S1) = Z2: P = Z1
: GOSUB 1070: RETURN
D3 1040 Z2 = DE: Z1 = D: GOSUB 96
0: DE = Z2: D = Z1: GOSUB
1070: RETURN
63 1050 CL = 22: FOR ZZ = CL TO
24: HTAB 1: VTAB ZZ
9E 1060 PRINT BL$: NEXT : HTAB 1
: VTAB 22: RETURN
37 1070 IF A1 = 2 OR A1 = 4 THEN
1090
41 1090 T = A1 * 13 + A - 11: TX
= H * 6 + 1: TY = V * B
A4 1092 IF A = ACE THEN T = A1 *
13 - 12
85 1094 CALL 32768, T, TX, TY
D3 1100 RETURN
8F 1120 HTAB 13: VTAB 24: PRINT
"PRESS ANY KEY"
98 1130 GET Y$: GOTO 1050
C6 1140 REM
2F 1150 IF D3 < > 12 THEN RETURN
38 1160 GOSUB 1050: PRINT "WANT
INSURANCE Y N"
F4 1170 GET Y$: IF Y$ = "" THEN
1170
FD 1180 IF Y$ = "Y" OR Y$ = "y"
THEN 1210
AD 1190 IF Y$ = "N" OR Y$ = "n"
THEN RETURN
6C 1200 GOTO 1170
24 1210 IF O2 - AM / 2 < 0 THEN
GOSUB 1050: GOSUB 1280:
GOSUB 1120: RETURN
72 1220 IN = AM / 2: O2 = O2 - AM
/ 2: DO = DO - IN: IN = 0
F4 1230 IF DE < > 21 THEN GOSUB

```

```

1290: IN = 0: GOTO 1270
E7 1240 A = D1: A1 = D2: V = 0: H =
0: GOSUB 1070: GOSUB 10
50
8D 1250 PRINT "DEALER HAS BLACKJ
ACK YOU LOSE YOUR": PRIN
T "INSURANCE MONEY AND S
AVE YOUR BET."
AD 1260 GOSUB 1120: IN = 1
F1 1270 RETURN
22 1280 PRINT "YOU DO NOT HAVE E
NOUGH MONEY TO INSURE":
PRINT "YOUR BET.": RETUR
N
AF 1290 GOSUB 1050: PRINT "DEALE
R DID NOT GET BLACKJACK.
YOU LOSE": PRINT "INSUR
ANCE MONEY AND HAND CONT
INUES."
76 1300 GOSUB 1120: RETURN
E7 1310 HTAB 31: VTAB V + 2: PRI
NT "BLACKJACK": PG(S1) =
1.5 * AM: BJ = 1: GOTO 80
0
88 1320 HGR2 : VTAB 15: PRINT "Y
OU ARE OUT OF MONEY"
FC 1330 PRINT "WISH TO PLAY AGAI
N (Y/N)?"
6D 1340 GET Y$
8E 1350 IF Y$ = "Y" OR Y$ = "y"
THEN HGR2 : GOTO 137
5D 1360 IF Y$ = "N" OR Y$ = "n"
THEN TEXT : HOME : END
82 1370 GOTO 1340

```

Program 4: Apple II Casino Blackjack—ML

```

8000: 20 EC 80 B0 72 20 00 82 FD
8008: B0 6D 20 5B 82 B0 68 AD CB
8010: 26 83 F0 0F A9 7F 8D 2C A6
8018: 83 8D 2D 83 A9 07 8D 2E CE
8020: 83 D0 0F A9 2A 8D 2C 83 F6
8028: A9 55 8D 2D 83 A9 02 8D 2C
8030: 2E 83 A9 03 8D 1A 83 A9 14
8038: 02 8D 22 83 20 09 81 A9 EB
8040: 18 8D 1B 83 20 98 81 20 D2
8048: 5C 81 EE 1E 83 CE 1B 83 AB
8050: D0 F2 AD 26 83 F0 20 A0 4F
8058: 00 AD 27 83 20 88 80 A0 A6
8060: 04 AD 27 83 20 88 80 A0 B0
8068: 08 AD 26 83 20 88 80 A0 9A
8070: 0C AD 26 83 20 88 80 60 64
8078: 72 82 03 08 92 82 0A 08 EE
8080: AA 82 01 01 AA 82 0A 0F 2A
8088: 0A 0A 0A 8D 2B 83 B9 78 7E
8090: 80 85 FC CB B9 78 80 85 95
8098: FD CB AD 28 83 8D 20 83 19
80A0: B9 78 80 CB 18 6D 29 83 85
80A8: C9 07 90 07 E9 07 EE 20 3C
80B0: 83 B0 F5 8D 21 83 B9 70 3A
80B8: 80 18 6D 2A 83 8D 1E 83 62
80C0: A9 01 8D 1A 83 A9 07 8D 88
80C8: 22 83 A9 08 8D 1B 83 AC FD
80D0: 2B 83 B1 FC BD 2C 83 20 92
80D8: 09 81 20 98 81 20 5C 81 13
80E0: EE 1E 83 EE 2B 83 CE 1B 60
80E8: 83 D0 E4 60 20 67 82 C9 EF
80F0: 35 90 01 60 A2 00 8E 27 30
80F8: 83 C9 0E 90 07 E9 0D EE E1
8100: 27 83 B0 F5 8D 26 83 18 11
8108: 60 AD 1A 83 8D 1C 83 A8 AE
8110: A9 00 99 2C 83 AD 21 83 76
8118: 18 6D 22 83 C9 07 90 05 8F
8120: E9 07 EE 1C 83 8D 23 83 95
8128: AD 2C 83 09 7F 8D 1D 83 FD
8130: AC 21 83 F0 15 A2 00 0E 92
8138: 2C 83 BD 2C 83 0A 3E 2D 9A
8140: 83 EB EC 1C 83 D0 F3 88 6E
8148: D0 EB AC 1C 83 B9 2C 83 E4
8150: 09 80 2D 1D 83 99 2C 83 CD
8158: 88 10 F2 60 AC 23 83 B9 BA
8160: 8A 81 AC 1C 83 88 31 FE FF
8168: 19 2C 83 91 FE 88 30 0A 11
8170: F0 0B B9 2C 83 83 91 FE 08 D0
8178: D0 F8 AC 21 83 B9 91 81 71
8180: A0 00 31 FE 0D 2C 83 91 9B

```



```
8188: FE 60 7F 7E 7C 78 70 60 02
8190: 40 00 01 03 07 0F 1F 3F 5F
8198: AD 1E 83 29 3F AB B9 C0 CD
91A0: 81 05 E6 85 FF AD 1E 83 51
81A8: 29 08 F0 02 A9 80 18 2C 2C
81B0: 1E 83 70 04 10 04 69 28 7D
81B8: 69 28 6D 20 83 85 FE 60 BA
81C0: 00 04 08 0C 10 14 18 1C A3
81C8: 00 04 08 0C 10 14 18 1C AB
81D0: 01 05 09 0D 11 15 19 1D B3
81D8: 01 05 09 0D 11 15 19 1D BB
81E0: 02 06 0A 0E 12 16 1A 1E C3
81E8: 02 06 0A 0E 12 16 1A 1E CB
81F0: 03 07 0B 0F 13 17 1B 1F D3
81F8: 03 07 0B 0F 13 17 1B 1F DB
8200: A9 00 8D 20 83 8D 21 83 A5
8208: 20 67 82 8D 1F 83 C0 01 A9
8210: 90 12 F0 01 60 C9 18 90 FA
8218: 01 60 A9 24 8D 20 83 A9 CA
8220: 04 8D 21 83 A9 00 8D 25 74
8228: 83 A9 E0 8D 24 83 AD 1F F7
8230: 83 CD 24 83 90 04 ED 24 8B
8238: 83 38 2E 25 83 4E 24 83 46
8240: 90 EF 18 6D 21 83 8D 21 86
8248: 83 8D 29 83 18 AD 25 83 15
8250: 6D 20 83 8D 20 83 8D 28 AF
8258: 83 18 60 20 67 82 8D 1E 81
8260: 83 8D 2A 83 C9 C0 60 20 3A
8268: B1 00 20 05 E1 A5 A1 A4 28
8270: A0 60 7F 7F 5F 07 01 01 DF
8278: 0F 7F 7F 7F 7F 55 55 57 DF
8280: 5F 7F 7F 7F 47 47 01 01 57
8288: 47 7F 7F 7F 5F 57 55 57 53
8290: 5F 7F 7F 7F 7F 7E 78 78 6C
8298: 7F 7F 7F 7F 7E 7A 7A 7E 76
82A0: 7F 7F 7F 7F 7F 7E 7E 7E A2
82A8: 7F 7F 7F 7F 7F 7E 7A 7E 9E
82B0: 7F 7F 63 1C 1C 1C 00 1C F0
82B8: 1C 1C 63 1C 1F 1F 63 7C 89
82C0: 7C 00 63 1C 1F 63 1F 1F B6
82C8: 1C 63 4F 47 43 49 4C 00 EA
82D0: 4F 4F 00 7C 7C 60 1F 1F DB
82D8: 1C 63 43 79 7C 60 1C 1C 7E
82E0: 1C 63 00 1C 1F 4F 67 73 07
82E8: 73 73 63 1C 1C 63 1C 1C 75
82F0: 1C 63 63 1C 1C 1C 03 1F 81
82F8: 1C 63 01 67 67 67 67 67 8A
8300: 67 67 1F 1F 1F 1F 1F 1F 3D
8308: 1C 63 63 1C 1C 1C 10 8D
8310: 44 13 1C 1C 1C 60 1C 1C F9
8318: 1C 1C 01 00 02 7F 1F 85 26
8320: 14 03 07 03 03 13 04 02 71
8328: 13 00 08 28 78 04 00 00 10
8330: 00 00 00 00 00 00 00 00 37
8338: 00 00 00 00 00 00 00 00 3F
8340: 08 78 85 45 86 46 84 47 74
8348: A6 07 0A 0A 0A 04 10 3E 3A
8350: 30 04 10 01 E8 E8 0A 86 08
8358: 1B 18 65 06 85 1A 90 02 87
8360: E6 18 A5 28 85 08 A5 29 99
8368: 29 03 05 E6 85 09 A2 08 71
8370: A0 00 B1 1A 24 32 30 02 EB
8378: 49 7F A4 24 91 08 E6 1A 6F
8380: D0 02 E6 1B A5 09 18 69 9E
8388: 04 85 09 CA D0 E2 A5 45 63
8390: A6 46 A4 47 58 4C F0 FD 59
8398: 00 00 00 00 00 00 00 00 9F
83A0: 00 00 00 00 00 00 00 00 A7
83A8: 00 00 00 00 00 00 00 00 AF
83B0: 08 08 08 08 08 08 08 08 8F
83B8: 14 14 14 00 00 00 00 00 51
83C0: 14 14 3E 14 3E 14 14 00 4A
83C8: 08 3C 0A 1C 28 1E 08 00 AF
83D0: 06 26 10 08 04 32 30 00 30
83D8: 04 0A 0A 0A 2A 12 2C 00 D7
83E0: 08 08 08 08 00 00 00 00 EE
83E8: 08 04 02 02 02 04 08 00 85
83F0: 08 10 20 20 20 10 08 00 57
83F8: 08 2A 1C 08 1C 2A 08 00 2C
8400: 00 08 08 3E 08 08 00 00 50
8408: 00 00 00 00 08 08 04 00 79
8410: 00 00 00 3E 00 00 00 00 FC
8418: 00 00 00 00 00 00 00 00 31
8420: 00 20 10 08 04 02 00 00 DB
8428: 1C 22 32 2A 26 22 1C 00 A2
8430: 08 0C 08 08 08 08 1C 00 5A
8438: 1C 22 20 18 04 02 3E 00 02
8440: 3E 20 10 20 22 1C 00 B5
```

```
8448: 10 18 14 12 3E 10 10 00 55
8450: 3E 02 1E 20 20 22 1C 00 80
8458: 38 04 02 1E 22 22 1C 00 72
8460: 3E 20 10 08 04 04 04 00 48
8468: 1C 22 22 1C 22 22 1C 00 DF
8470: 1C 22 22 3C 20 20 0E 00 75
8478: 00 00 08 00 08 00 00 00 C2
8480: 00 00 08 00 08 08 04 00 F2
8488: 10 08 04 02 04 08 10 00 9C
8490: 00 00 3E 00 3E 00 00 00 53
8498: 04 08 10 20 10 08 04 00 52
84A0: 1C 22 10 08 08 08 00 00 13
84A8: 1C 22 2A 3A 1A 02 3C 00 82
84B0: 08 14 22 22 3E 22 22 00 E7
84B8: 1E 22 22 1E 22 22 1E 00 55
84C0: 1C 22 02 02 02 22 1C 00 91
84C8: 1E 22 22 22 22 22 1E 00 A5
84D0: 3E 02 02 1E 02 02 3E 00 30
84D8: 3E 02 02 1E 02 02 02 00 BF
84E0: 3C 02 02 02 32 22 3C 00 78
84E8: 22 22 22 3E 22 22 22 00 91
84F0: 1C 08 08 08 08 08 1C 00 24
84F8: 20 20 20 20 20 22 1C 00 E1
8500: 22 12 0A 06 0A 12 22 00 1F
8508: 02 02 02 02 02 02 3F 00 89
8510: 22 36 2A 2A 22 22 22 00 7F
8518: 22 22 26 2A 32 22 22 00 82
8520: 1C 22 22 22 22 22 1C 00 F9
8528: 1E 22 22 1E 02 02 02 00 0D
8530: 1E 22 22 22 2A 12 2C 00 2A
8538: 1E 22 22 1E 0A 12 22 00 5D
8540: 1C 22 02 1C 20 22 1C 00 A5
8548: 3E 08 08 08 08 08 08 00 66
8550: 22 22 22 22 22 22 1C 00 2D
8558: 22 22 22 22 22 14 08 00 D4
8560: 22 22 22 2A 2A 36 22 00 5A
8568: 22 22 14 08 14 22 22 00 7D
8570: 22 22 14 08 08 08 08 00 88
8578: 3E 20 10 08 04 02 3E 00 D1
8580: 3E 06 06 06 06 06 3E 00 12
8588: 00 02 04 08 10 20 00 00 16
8590: 3E 30 30 30 30 30 3E 00 BE
8598: 00 00 08 14 22 00 00 00 F6
85A0: 00 00 00 00 00 00 00 7F 2B
85A8: 04 08 10 00 00 00 00 00 B9
85B0: 00 00 1C 20 3C 22 3C 00 24
85B8: 02 02 1E 22 22 22 1E 00 01
85C0: 00 00 3C 02 02 02 3C 00 04
85C8: 20 20 3C 22 22 22 3C 00 A7
85D0: 00 00 1C 22 3E 02 3C 00 F3
85D8: 18 24 04 1E 04 04 04 00 93
85E0: 00 00 1C 22 22 22 1C 00 EF
85E8: 02 02 1E 22 22 22 22 00 39
85F0: 08 00 0C 08 08 08 1C 00 9A
85F8: 10 08 10 10 10 10 12 0C 01
8600: 02 02 22 12 0E 12 22 00 F0
8608: 0C 08 08 08 08 08 1C 00 37
8610: 00 00 36 2A 2A 2A 22 00 C4
8618: 00 00 1E 22 22 22 22 00 E8
8620: 00 00 1C 22 22 22 1C 00 A4
8628: 00 00 1E 22 22 1E 02 02 AA
8630: 00 00 3C 22 22 3C 20 20 49
8638: 00 00 3A 06 02 02 02 00 09
8640: 00 00 3C 02 1C 20 1E 00 92
8648: 04 04 1E 04 04 24 18 00 3D
8650: 00 00 22 22 22 32 2C 00 F3
8658: 00 00 22 22 22 14 08 00 3D
8660: 00 00 22 22 2A 2A 36 00 3A
8668: 00 00 22 14 08 14 22 00 CF
8670: 00 00 22 22 22 3C 20 1C 42
8678: 00 00 3E 10 08 04 3E 00 1B
8680: 38 0C 0C 06 0C 0C 38 00 BF
8688: 08 08 08 08 08 08 08 00 95
8690: 0E 18 18 30 18 18 0E 00 ED
8698: 2C 1A 00 00 00 00 00 00 42
86A0: 00 2A 14 2A 14 2A 00 00 A6
```

Program 5: Atari 400/800/
XL/XE Casino Blackjack
Version by William Chin, Editorial
Programmer
AD 10 REM PUTE! PUBLICATIONS, IN
C. - ALL RIGHTS RESERV
ED
CN 20 OPEN #1, 4, 0, "K": POKE

```
752,1:POKE 82,1
EL 30 PRINT CHR$(125):PRINT
" COPYRIGHT 1988 COMP
UTE! PUBL., INC."
KN 40 POSITION 10,2:PRINT "A
LL RIGHTS RESERVED"
AC 50 POSITION 15,12:? "BLAC
KJACK"
KN 60 GOSUB 1150
IL 70 DIM CH(13,4),A$(1),Y$(
1),OP$(1),AM$(10),C(25
5),PL(4),PB(4),J(4),R$(
13),S$(4)
DA 80 C(72)=1:C(83)=2:C(80)=
3:C(69)=4:C(68)=5:C(89
)=6:C(78)=7
HL 90 C(81)=8:C(82)=8:C(126)
=9:C(30)=9:C(46)=10:FO
R I=48 TO 57:C(I)=10:N
EXT I
LL 100 FOR I=65 TO 90:C(I+32
)=C(I):NEXT I:REM LOW
ER CASE
CC 110 R$="23456789TJQKA":S$(
1)=CHR$(251):S$(2)=C
HR$(128):S$(3)=CHR$(1
44):S$(4)=CHR$(224)
LL 120 FOR I=1 TO 13:R$(I,I)
=CHR$(ASC(R$(I,I))+12
8):NEXT I
EP 130 PRINT CHR$(125):V=0:H
=0:TY=4
CB 140 DO=100:HA=0
BN 150 IF DO<1 THEN 1350
EC 160 HA=HA+1
AE 170 IF PF=1 THEN GOSUB 11
50:? CHR$(125)
JE 180 AM$="":POSITION 1,11:
PRINT "YOU WILL START
HAND ";HA;". "
HP 190 PRINT "Q - TO QUIT"
NJ 200 PRINT "R - TO RESTART
GAME":PRINT DO;" DOL
LARS LEFT"
EL 210 PRINT "PLACE BET
(14 SPACES)":POSITION
15,15
AA 220 GET #1,A:IF C(A)=8 TH
EN AM$=CHR$(A):GOTO 3
10
AD 230 IF A=155 THEN 340
HF 240 IF C(A)<>9 THEN 270
OB 250 IF LEN(AM$)<2 THEN AM
$="":GOTO 290
DF 260 AM$=AM$(1,LEN(AM$)-1)
:GOTO 290
JL 270 IF C(A)<>10 THEN 220
NA 280 IF LEN(AM$)<9 THEN AM
$(LEN(AM$)+1)=CHR$(A)
NO 290 POSITION 13,15:? "
(9 SPACES)":POSITION
13,15:? AM$
GA 300 GOTO 220
DA 310 IF AM$="Q" THEN POKE
752,0:END
MN 320 IF AM$="R" THEN RUN
GG 330 GOTO 340
HG 340 AM=VAL(AM$):AM=INT(10
0*(AM+5.0E-03))/100
KL 350 IF AM<.01 THEN GOSUB
1080:PRINT "YOU CANN
OT BET ZERO DOLLARS":
GOSUB 1150:GOTO 170
CB 360 IF AM>DO THEN GOSUB 1
080:PRINT "YOU DO NOT
HAVE THAT MUCH MONEY
":GOSUB 1150:GOTO 170
GI 370 Z2=0:Z1=0:DE=0:D1=0:D
2=0:P=0:D3=0:CL=0:JK=
0:HI=0:BU=0:SD=0:DD=0
:SP=0:Q=0:PF=0
KE 380 S1=0:QP=0:SP=0:B1=0:D
1=0:D2=0:PL(0)=0:PL(1
)=0:PL(2)=0:PL(3)=0:P
L(4)=0:SE=0
```



```

0C 390 PG(0)=AM:D=0:PR=0:D1=
DO-AM:O2=01:PRINT CHR
$(125):V=1:H=2:Z2=DE:
Z1=D
CO 400 GOSUB 990:DE=Z2:D=Z1:
D1=A:D2=A1:V=7:H=2:GO
SUB 1060:P1=A:P2=A1
LE 410 H=6:V=1:GOSUB 1070:D3
=A:H=6:V=7:GOSUB 1060
:P3=A
MM 420 FOR I=1 TO 3:POSITION
2,I:CHR$(160):CHR$(
160):CHR$(160):NEXT
I
NO 430 IF P1=12 AND P3<12 AN
D P3>7 OR P3=12 AND P
1<12 AND P1>7 THEN 13
40
ON 440 GOSUB 1190:IF IN>0 TH
EN IN=0:GOTO 150
NO 450 GOSUB 1080:PRINT " H
HIT S STAND P SPLIT
":? "D DOUBLE E SURR
ENDER"
NI 460 GET #1,OP:JK=C(OP)
JO 470 IF JK=0 OR JK>5 THEN
460
LE 480 ON JK GOTO 490,600,61
0,700,750
PO 490 HI=1:GOSUB 580
MM 500 IF DD=1 THEN H=10:GOS
UB 1060:DD=2:SD=1:GOS
UB 580
MM 510 IF SD=1 THEN SD=0:H=6
:V=V+3:HI=0:GOTO 540
CC 520 IF B1=1 THEN B1=0:GOT
O 450
LP 530 H=H+4:GOSUB 1060:GOSU
B 580:B1=1:GOTO 500
EA 540 IF SP>0 THEN SP=SP-1:
S1=S1+1:QP=QP-1:P=0:G
OTO 560
GO 550 GOTO 830
EK 560 IF J(S1)=1 THEN J(S1)
=0:P=1
AG 570 GOSUB 1060:B1=1:GOTO
500
OM 580 IF BU=1 THEN POSITION
34,V:PRINT "BUST":SD
=1:DD=2:BU=0:HI=0
NO 590 RETURN
MA 600 POSITION 33,V:PRINT "
STAND":SD=1:GOTO 510
IC 610 IF HI=1 THEN GOSUB 10
80:GOSUB 680:GOSUB 11
50:GOTO 450
EH 620 IF A<>P1 THEN GOSUB 1
080:PRINT "CARDS MUST
BE SAME DENOMINATION
":? "TO SPLIT":GOSUB
1150:GOTO 450
CM 630 IF O1-AM<0 THEN GOSUB
1080:GOSUB 690:GOSUB
1150:GOTO 450
DE 640 O1=O1-AM:SP=SP+1:QQ=Q
O+1:QP=QP+1:PL(S1+QP)
=B:PG(S1+QP)=AM:PL(S1)
)=B
BO 650 QV=V:PF=1
BJ 660 IF P>0 THEN P=1:J(S1+
QP)=1
PE 670 H=2:V=7+QQ*3:GOSUB 11
00:V=QV:H=6:GOSUB 106
0:GOTO 450
IA 680 PRINT "YOU MAY SPLIT
WHEN FIRST TWO CARDS"
:?"ARE THE SAME AND
YOU HAVE NOT HIT":RET
URN
MM 690 PRINT "NOT ENOUGH MON
EY FOR THE SPLIT":RET
URN
NO 700 IF HI=1 THEN GOSUB 10
80:GOSUB 730:GOSUB 11

```

```

50:GOTO 450
MM 710 IF DD=1 THEN GOSUB 10
80:GOSUB 740:GOSUB 11
50:GOTO 450
CI 720 PG(S1)=AM/2:PL(S1)=0:
SD=1:SE=1:POSITION 30
,V:PRINT "SURRENDER":
GOTO 500
AC 730 PRINT "YOU CANNOT SUR
RENDER SINCE YOU ALRE
ADY":?"HIT ON THIS H
AND":RETURN
MM 740 PRINT "YOU CANNOT SUR
RENDER SINCE YOU DOUB
LED":?"DOWN ON THIS
HAND"
IC 750 IF HI=1 THEN GOSUB 10
80:GOSUB 810:GOSUB 11
50:GOTO 450
AC 760 IF P>0 THEN AZ=PL(S1)
-10:GOTO 780
OM 770 AZ=PL(S1)
CO 780 IF O1-AM<0 THEN GOSUB
1080:GOSUB 820:GOSUB
1150:GOTO 450
MM 790 IF P>0 THEN PL(S1)=PL
(S1)-10
BI 800 PG(S1)=PG(S1)+AM:POSI
TION 27,V:PRINT "DOUB
LE DOWN":DD=1:O1=O1-A
M:GOTO 500
PH 810 PRINT "SORRY YOU ALRE
ADY HIT ON THIS HAND"
:RETURN
FK 820 PRINT "NOT ENOUGH MON
EY TO DOUBLE DOWN":RE
TURN
EE 830 A=D1:A1=D2:V=1:H=2:GO
SUB 1100:H=6:IF BJ=1
THEN BJ=0:GOTO 900
PC 840 IF DE=21 THEN FOR I=0
TO 3:PL(S0)=0:NEXT I
:GOTO 900
MM 850 IF S1<1 AND PL(0)>21
THEN 900
MM 860 IF S1<1 AND SE=1 THEN
SE=0:GOTO 900
CM 870 IF DE>16 THEN 890
GA 880 H=H+4:GOSUB 1070:GOTO
870
IM 890 IF DE>21 THEN POSITIO
N 34,V+1:PRINT "BUST"
BB 900 V=7:FOR I=0 TO S1
IN 910 IF DE>21 AND PL(I)<22
OR DE<22 AND DE<PL(I)
) AND PL(I)<22 THEN G
OSUB 980
FM 920 IF DE<22 AND DE>PL(I)
OR DE<22 AND PL(I)>2
1 OR DE>21 AND PL(I)>
22 THEN GOSUB 970
CP 930 IF DE<22 AND DE=PL(I)
THEN POSITION 34,V+1
:PRINT "PUSH":PG(I)=0
MM 940 DO=DO+PG(I):V=V+3:NEX
T I:DO=INT(100*(DO+5.
0E-03))/100
IM 950 GOSUB 1080:FOR I=1 TO
13:FOR J=1 TO 4:CH(I
,J)=0:NEXT J:NEXT I:P
R=1
GO 960 GOTO 150
LI 970 POSITION 34,V+1:PRINT
"LOSE":PG(I)=-PG(I):
RETURN
GO 980 POSITION 34,V+1:PRINT
"WIN":RETURN
IB 990 T=FRE(0):A=INT(13*RDND
(1)):A1=INT(4*RDND(1)+
1):IF CH(A,A1)=1 THEN
990
CO 1000 CH(A,A1)=1:B=A+2:IF
A+2>9 THEN B=10
KB 1010 IF A+2=14 THEN B=11

```

```

BB 1020 IF B=11 THEN Z1=Z1+1
EF 1030 Z2=Z2+B:IF Z2>21 AND
Z1>0 THEN Z2=Z2-10:
Z1=Z1-1
LF 1040 IF Z2>21 THEN BU=1
KB 1050 RETURN
AL 1060 Z2=PL(S1):Z1=P:GOSUB
990:PL(S1)=Z2:P=Z1:
GOSUB 1100:RETURN
CE 1070 Z2=DE:Z1=D:GOSUB 990
:DE=Z2:D=Z1:GOSUB 11
00:RETURN
BB 1080 CL=19:FOR ZZ=CL TO 2
2:POSITION 0,ZZ
MM 1090 PRINT "{39 SPACES}":N
EXT ZZ:POSITION 0,CL
:RETURN
LH 1100 POSITION H,V:?" ":
POSITION H,V+1:?" ":
:POSITION H,V:?" R$(
A+1,A+1):CHR$(160):C
HR$(160)
PH 1110 POSITION H,V+1:?" CHR
$(160):S$(A1,A1):CHR
$(160)
EO 1120 POSITION H,V+2:?" CHR
$(160):CHR$(160):R$(
A+1,A+1)
AF 1130 REM PLACE CARD IN SP
OT
KB 1140 RETURN
ME 1150 POSITION 13,22:PRINT
"PRESS ANY KEY";
GA 1160 POKE 764,255
JL 1170 A=RDND(1):IF PEEK(764
)<>255 THEN 1080
MM 1180 GOTO 1170
LM 1190 IF D3<>12 THEN RETUR
N
KA 1200 GOSUB 1080:PRINT "WA
NT INSURANCE Y N"
HL 1210 GET #1,Y:YA=C(Y)
FI 1220 IF YA=6 THEN 1250
HC 1230 IF YA=7 THEN RETURN
ME 1240 GOTO 1210
PC 1250 IF O2-AM/2<0 THEN GO
SUB 1080:GOSUB 1310:
GOSUB 1150:RETURN
MA 1260 IN=AM/2:O2=O2-AM/2:D
O=DO-IN:IN=0
KJ 1270 IF DE<>21 THEN GOSUB
1320:IN=0:GOTO 1300
AL 1280 A=D1:A1=D2:V=1:H=2:G
OSUB 1100:GOSUB 1080
NO 1290 PRINT "DEALER HAS BL
ACKJACK YOU LOSE YOU
R":?"INSURANCE MONE
Y AND SAVE BET.":GOS
UB 1150:IN=1
KE 1300 RETURN
DB 1310 PRINT "YOU DO NOT HA
VE ENOUGH MONEY TO I
NSURE":?"YOUR BET."
:RETURN
EK 1320 GOSUB 1080:PRINT "DE
ALER DID NOT GET BLA
CKJACK YOU LOSE";
AJ 1330 PRINT "INSURANCE MON
EY AND HAND CONTINUE
S":GOSUB 1150:RETURN
BE 1340 POSITION 30,V:PRINT
"BLACKJACK":PG(S1)=1
.5*AM:BJ=1:GOTO 830
PB 1350 POSITION 1,15:PRINT
"YOU ARE OUT OF MONE
Y"
HF 1360 PRINT "WISH TO PLAY
AGAIN (Y/N)?"
IC 1370 GET #1,Y:YA=C(Y)
CL 1380 IF YA=6 THEN 130
NO 1390 IF YA=7 THEN POKE 75
2,0:END
MJ 1400 GOTO 1370

```


Program 6: PC/PCjr And Compatible Casino Blackjack

Version by George Miller, Editorial
Programmer

```

HE 10 ' COPYRIGHT (C) 1988 COMPU
TE! PUBLICATIONS, INC.
FC 20 ' ALL RIGHTS R
ESERVED
OK 30 KEY OFF:DEF SEG=0:DEFINT A
-Z:DEFDBL B:POKE 1047,PEEK
(1047) OR 64:RANDOMIZE TIM
ER:SP$=SPACE$(40)
OK 40 DIM CD$(52),V$(13),M(52)
IA 50 SCREEN 0,1:WIDTH 40:COLOR
2,2:CLS:GOSUB 390:CLS:HA=1
NO 60 SP=0:DT1=0:DT2=0:PT1=0:PT2
=0:COLOR 15,10:CLS:IF BA<>
0 THEN GOTO 80 ELSE COLOR
15,2:CLS:LOCATE 10,10:PRIN
T"Sorry, you are broke.":L
OCATE 12,12:PRINT"Play aga
in? (Y/N)":GOSUB 950
ON 70 IF A$="Y" THEN GOTO 50 ELS
E IF A$="N" GOTO 960 ELSE
GOTO 70
EA 80 H=0:GOSUB 230:COLOR 0,2:L0
CATE 3,13:PRINT"Playing Ha
nd #":PRINT HA
AC 90 LOCATE 5,5:COLOR 15:PRINT"
Cash remaining ":PRINT US
ING "#####.##";BA
LN 100 LOCATE 10,14:COLOR 4,7:PR
INT" Q ":LOCATE 12,14:PRI
NT" R ":COLOR 15,2:LOCATE
10,18:PRINT"Quit":LOCATE
12,18:PRINT"Restart game
":LOCATE 15,10:INPUT"Your
bet, please";BET$
BB 110 IF BET$="R" THEN GOTO 50
ELSE IF BET$="Q" GOTO 960
FC 120 BET=VAL(BET$):IF BET=0 TH
EN COLOR 4:LOCATE 17,11:P
RINT"Please bet again.":G
OSUB 420:GOTO 60
PH 130 IF BET>BA THEN LOCATE 17,
7:COLOR 4:PRINT"You only
have $";BA;" remaining.":
LOCATE 18,12:PRINT"Please
bet again.":GOSUB 420:GO
TO 60
CO 140 GOSUB 360:CLS:LOCATE 25,1
:COLOR 15,0:PRINT" it t
and S lit ouble down Su
r r nder ";
JE 150 COLOR 4,0:LOCATE 25,2:PRI
NT"H";:LOCATE 25,6:PRINT"
S";:LOCATE 25,13:PRINT"p"
;:LOCATE 25,18:PRINT"D";:
LOCATE 25,35:PRINT"e";:G0
SUB 230:GOSUB 430
CA 160 IF H=1 THEN GOSUB 420:GOT
O 60
OP 170 GOSUB 950:H=0:IF A$="H" T
HEN GOSUB 560
YK 180 IF A$="P" THEN GOSUB 680
KO 190 IF A$="S" THEN GOSUB 590:
GOSUB 240:GOTO 60
JC 200 IF A$="D" THEN GOSUB 830:
GOTO 180
KP 210 IF A$="E" THEN BA=BA-BET$
.5:GOTO 60
DA 220 IF H=1 THEN GOSUB 420:GOT
O 60 ELSE GOTO 170
CJ 230 LOCATE 1,12:COLOR 14,4:PR
INT" CASINO BLACKJACK ":R
ETURN
NO 240 IF SP=1 THEN GOSUB 330
CE 250 IF DT1<=21 THEN DT=DT1 EL
SE DT=DT2
NE 260 IF DT2>DT1 AND DT2<=21 TH
EN DT=DT2

```

```

OA 270 IF PT1<=21 THEN PT=PT1 EL
SE PT=PT2
PE 280 IF PT2>PT1 AND PT2<=21 TH
EN PT=PT2
HH 290 COLOR 15,10:IF DT=PT THEN
LOCATE 12,10:PRINT"Push,
No winner."
LM 300 IF DT>PT AND DT<=21 THEN
GOSUB 920:BA=BA-BET
DN 310 IF PT>DT AND PT<=21 THEN
GOSUB 930:BA=BA+BET
HN 320 GOSUB 420:RETURN
PI 330 IF VT1<21 AND VT1>PT1 THE
N PT1=VT1
HK 340 IF VT2<21 AND VT2>PT2 THE
N PT2=VT2
NH 350 RETURN
NJ 360 COLOR 15,2:CLS:LOCATE 15,
13:PRINT"Shuffling Deck..
.":FOR I=1 TO 52:M(I)=1:N
EXT:FOR I=1 TO 52:X=INT(5
2*RN)+1:TP=M(I):M(I)=M(X
):M(X)=TP:NEXT:HA=HA+1:RE
TURN
PO 370 IF TP$=" " THEN COLOR 0
,4 ELSE IF ASC(MID$(TP$,2
,1))<=4 THEN COLOR 4,7 EL
SE COLOR 0,7
FK 380 LOCATE XL,YL:PRINT TP$:FO
R Y=1 TO 2:LOCATE XL+Y,YL
:PRINT" ":NEXT:LOCATE X
L+3,YL:PRINT" ":LOCATE X
L+3,YL+1:PRINT MID$(TP$,2
,1):LOCATE XL+3,YL+2:PRIN
T LEFT$(TP$,1):RETURN
EL 390 RESTORE 970:FOR X=0 TO 3:
FOR T=1 TO 13:READ CD$(X$
13+T):CD$(X$13+T)=CD$(X$1
3+T)+CHR$(X+3)+CHR$(32):N
EXT:RESTORE 970:NEXT:RES
TORE 970:FOR T=13 TO 1 STE
P-1:READ V$(T):NEXT
FD 400 XL=5:YL=16:TP$=CD$(1):GOS
UB 370:XL=5:YL=20:TP$=CD$
(43):GOSUB 370
AE 410 COLOR 15,2:LOCATE 11,12:P
RINT"Casino Blackjack":CO
LOR 1,2:LOCATE 15,4:PRINT
"Copyright 1988 COMPUTE!
Pub., Inc.":LOCATE 16,11:
PRINT"All Rights Reserved
":HA=0:PX(0)=18:PY(0)=0:P
X(1)=5:PY(1)=-2:FOR X=0 T
O 1:GOSUB 420:NEXT:BA=100
:RETURN
NN 420 FOR T=1 TO 6000:NEXT:RETR
URN
BC 430 P=0:D=0:FOR C=1 TO 4:IF C
=2 THEN TP$=" " ELSE TP
$=CD$(M(C))
KC 440 IF INT(C/2)<>C/2 THEN XL=
PX(0):YL=PY(0)+2+C:PL$(P)
=CD$(M(C)):P=P+1 ELSE XL=
PX(1):YL=PY(1)+2+C:DL$(D)
=CD$(M(C)):D=D+1
IJ 450 GOSUB 370:NEXT:GOSUB 860
OO 460 IF LEFT$(DL$(1),1)="A" TH
EN LOCATE 12,10:COLOR 15,
2:PRINT"Purchase insuranc
e? (Y/N)":ELSE GOTO 530
NN 470 GOSUB 950
GG 480 LOCATE 12,1:PRINT SP$:IF
A$="Y" GOTO 490 ELSE IF A
$<>"N" GOTO 460 ELSE GOTO
530
OO 490 IF BA-BET-BET$.5<BA THEN
INS=1:BA=BA-BET$.5 ELSE L
OCATE 12,1:PRINT"You can'
t afford insurance.":GOSU
B 420:LOCATE 12,1:PRINT S
P$
NH 500 GOSUB 660:IF DT1=21 THEN
GOSUB 670:GOSUB 620:GOSUB
420:IF INS<>1 THEN BA=BA
-BET:GOTO 60 ELSE GOTO 60

```

```

PF 510 LOCATE 12,1:PRINT"Dealer
does not have Blackjack."
:PRINT"Hand continues."
NK 520 GOSUB 420:LOCATE 12,1:PRI
NT SP$:LOCATE 13,1:PRIN
T SP$
PJ 530 IF PT1=21 AND P=2 THEN LO
CATE 19,10:COLOR 31,2:PRI
NT"BLACKJACK!":GOSUB 670:
GOSUB 660:IF DT1<>21 THEN
BA=BET*.5+BA:H=1:RETURN
CO 540 IF DT1=21 AND PT1=21 THEN
LOCATE 6,10:COLOR 31,2:P
RINT"BLACKJACK!":COLOR 15
,10:LOCATE 12,10:PRINT"Pu
sh, no winner":H=1:RETURN
NJ 550 RETURN
EL 560 C=C+1:PL$(P)=CD$(M(C)):TP
$=PL$(P):P=P+1:XL=PX(0):Y
L=(PY(0)+4*(P))-2
NB 570 GOSUB 370:GOSUB 860:IF PT
1>21 AND PT2>21 THEN LOCA
TE PX(0)+1,(PY(0)+4*(P))+
4:COLOR 15,2:PRINT"BUSTED
!":IF SP=0 THEN GOSUB 920
:BA=BA-BET:GOSUB 670:GOSU
B 420:H=1 ELSE SP=0:RETR
URN
NP 580 RETURN
NL 590 GOSUB 670
DL 600 COLOR 15,2:LOCATE 19,(PY(
0)+4*(P))+4:PRINT"Stand"
KJ 610 GOSUB 660:IF DT1=>17 THEN
RETURN
AG 620 IF DT1=21 AND D=2 THEN LO
CATE 6,10:COLOR 31,2:PRIN
T"BLACKJACK!":H=1:GOSUB 4
20:RETURN
ID 630 C=C+1:DL$(D)=CD$(M(C)):TP
$=DL$(D):D=D+1:C=C+1:XL=P
X(1):YL=(PY(1)+4*(D))
DO 640 GOSUB 370:GOSUB 660:IF DT
1>21 AND DT2>21 THEN LOCA
TE PX(1)+1,(PY(1)+4*(D))+
4:COLOR 15,2:PRINT"BUSTED
!":GOSUB 930:BA=BA+BET:GO
SUB 420:H=1:RETURN
FI 650 GOTO 610
HM 660 DT1=0:DT2=0:V1=0:V2=0:FOR
X=0 TO D-1:G$=DL$(X):GOS
UB 870:DT1=DT1+V1:DT2=DT2
+V2:NEXT:RETURN
JI 670 XL=5:YL=2:TP$=DL$(0):GOSU
B 370:RETURN
PH 680 IF LEFT$(PL$(0),1)<>LEFT$(
PL$(1),1) THEN RETURN
BH 690 SP=1:XL=PX(0):YL=PY(0)+2*
(C-2):TP$=" ":COLOR 15,
2:GOSUB 380
NL 700 PX(0)=PX(0)-5:XL=PX(0):YL
=PY(0)+2*(C-4):TP$=PL$(1)
:GOSUB 370:T=P
LP 710 TEMP$=PL$(0):PL$(0)=PL$(1
):PL$(1)=CD$(M(C)):C=C+1:
TP$=PL$(1):YL=PY(0)+3*(P)
:GOSUB 370:GOSUB 860
EC 720 GOSUB 790:IF PT1>21 AND P
T2>21 THEN GOSUB 800:GOTO
740
LJ 730 IF A$="S" THEN VT1=PT1:VT
2=PT2:XL=14:GOSUB 810:GOT
O 740 ELSE GOTO 720
BK 740 PX(0)=PX(0)+5:PL$(0)=TEMP
$:C=C+1:PL$(1)=CD$(M(C)):
P=T:TP$=PL$(1):XL=PX(0):Y
L=PY(0)+3*(P):GOSUB 370:G
OSUB 860
DH 750 GOSUB 790:IF PT1>21 AND P
T2>21 THEN GOSUB 800:GOTO
780
EI 760 IF A$="S" THEN XL=19:GOSU
B 810:GOTO 780
ID 770 GOTO 750
OK 780 GOSUB 670:GOSUB 610:GOSUB
240:H=1:RETURN

```



```

JH 790 GOSUB 950:IF A$="H" THEN
GOSUB 820:RETURN ELSE RET
URN
CE 800 LOCATE PX(0)+1,(PY(0)+4*(
P))+4:COLOR 15,2:PRINT"Bu
sted!":RETURN
CG 810 LOCATE XL,(PY(0)+4*(P))+4
:COLOR 15,2:PRINT"Stand"
:RETURN
IE 820 C=C+1:PL$(P)=CD$(M(C)):TP
$=PL$(P):P=P+1:XL=PX(0):Y
L=(PY(0)+4*(P))-2:PT1=0:P
T2=0:GOSUB 370:GOSUB 860:
RETURN
DH 830 GOSUB 860:IF PT1<10 OR PT
1>11 THEN A$="":RETURN
MC 840 LOCATE 12,10:COLOR 31,2:P
RINT"Double Down!":BET=BE
T*2:GOSUB 560:A$="S":RETU
RN
MH 850 RETURN
BD 860 PT2=0:PT1=0:FOR X=0 TO P-
1:G$=PL$(X):GOSUB 870:PT1
=PT1+V1:PT2=PT2+V2:NEXT:R
ETURN
EP 870 V1=0:V2=0:FOR Y=1 TO 13:I
F LEFT$(B$,1)=V$(Y) THEN
V=Y+1
KP 880 NEXT:IF V=14 THEN V1=11:V
2=1:GOTO 910
KC 890 IF V>10 THEN V1=10:V2=10:
GOTO 910
HA 900 V1=V1+V:V2=V2+V
HF 910 RETURN
CH 920 LOCATE 6,(PY(1)+4*(D))+4:
COLOR 31,2:PRINT"House Wi
ns!":RETURN
PA 930 IF SP=1 THEN XL=17:YL=10
ELSE XL=19:YL=PY(0)+4*(P)
+4
CE 940 COLOR 31,2:LOCATE XL,YL:P
RINT"Winner!":RETURN
IE 950 A$="":A$=INKEY$:IF A$=""
THEN 950 ELSE RETURN
ND 960 SCREEN 0,0,0:WIDTH 80:CLS
:END
EJ 970 DATA A,K,Q,J,T,9,8,7,6,5,
4,3,2

```

Program 7: Amiga Casino Blackjack

Version by George Miller, Editorial Programmer

Blackjack:4

'Copyright 1988 COMPUTE! Publications, Inc.4

'All Rights Reserved4

DEFINT a-z:DEFSNG r,g,b,cy:RANDOMIZE TIMER4

DIM cd\$(52),v\$(13),m(52),sb(36,3),card(507,4)4

sp\$=SPACE\$(40)4

SCREEN 1,320,200,4,1:WINDOW 3,"", (0,0)-(311,186)

,16,1:WINDOW OUTPUT 3:COLOR 3,04

Start:s=1:GOSUB DoScreen:GOSUB InitiaLize:GOSUB

Display4

Main:IF s<>1 THEN GOSUB HoLdscrn4

COLOR ,10:CLS:GOSUB Title:h=0:sp=0:s=04

IF ba<>0 THEN 4

GOTO DoIt4

ELSE4

LOCATE 10,10:COLOR 4,10:PRINT "Sorry, you are br

oke!":LOCATE 12,124

PRINT "Play again? (Y/N)"4

Answer:GOSUB GetKey4

IF a\$="Y" THEN GOTO Start ELSE IF a\$="N" THEN GO

TO EndGame4

GOTO Answer4

END IF 4

DoIt:COLOR 7,10:LOCATE 6,12:4

ba=INT(ba*100)/1004

PRINT USING " Bank = \$\$#####.##";ba 4

LOCATE 8,12:PRINT "Playing Hand #"+STR\$(ha+1)4

LOCATE 10,15:COLOR 11,15:PRINT " Q ":LOCATE 12,1

5:PRINT " R "4

COLOR 11,10:LOCATE 10,19:PRINT "to Quit":LOCATE

12,19:PRINT "to Restart"4

GetBet:LOCATE 16,1:PRINT sp\$:COLOR 1,10:LOCATE 1

6,54

INPUT "Enter your bet";bet\$:bet=INT(VAL(bet\$)*10

0)/1004

bet\$=UCASE\$(bet\$)4

IF LEFT\$(bet\$,1)="Q" THEN GOTO EndGame4

IF LEFT\$(bet\$,1)="R" THEN CLS:GOTO Start4

IF bet<=0 OR bet>ba THEN GOTO GetBet4

GOSUB GameScreen:IF h=1 GOTO Main4

CheckKey:GOSUB GetKey4

IF a\$="P" THEN GOSUB SpLit4

IF a\$="D" THEN GOSUB Double4

IF a\$="H" THEN GOSUB Hit4

IF a\$="S" THEN GOSUB Stand:GOTO Main4

IF a\$="E" THEN ba=ba-bet*.5:GOTO Main4

IF h=1 THEN h=0:GOTO Main4

GOTO CheckKey4

DeLay:FOR i=1 TO 5000:NEXT:RETURN4

Stand:GOSUB ShowDeaLer:GOSUB VdeaLer4

IF sp<>1 THEN COLOR 4,10:LOCATE py+2,px:PRINT "S

tand":GOSUB PvaLue:GOSUB VdeaLer4

IF dt1=21 AND d=2 THEN LOCATE dy+2,dx:PRINT "Bla

ckjack!":h=1:ba=ba-bet:RETURN4

DeaLerPlays:4

IF dt1>21 THEN4

LOCATE dy+2,dx:COLOR 4,10:PRINT "Busted!":ba=ba+

bet:GOSUB Pwin:h=14

RETURN4

END IF4

IF dt1<17 OR dt2<17 THEN GOSUB GetCard:GOSUB Vde

aLer:GOTO DeaLerPlays4

GOSUB CheckCards:RETURN4

GetCard:FOR t= 1 TO 3000:NEXT4

c=c+1:d1\$(d)=cd\$(m(c)):tp\$=d1\$(d):d=d+1:c=c+1:x=x

dx*8-1:y=dy*8-114

XL=dx:YL=dy:dx=dx+6:GOSUB ShowCard:RETURN4

CheckCards:4

IF sp=1 THEN GOSUB SpLitHand4

IF dt1<=21 THEN dt=dt1 ELSE dt=dt24

IF dt2>dt1 AND dt2<=21 THEN dt=dt24

IF pt1<=21 THEN pt=pt1 ELSE pt=pt24

IF pt2>pt1 AND pt2<=21 THEN pt=pt24

COLOR 4,10:IF dt=pt THEN LOCATE 12,10:PRINT "Pus

h, No winner":GOSUB DeLay4

IF dt>pt AND dt<=21 THEN GOSUB HouseWin:ba=ba-be

t4

IF pt>dt AND pt<=21 THEN GOSUB Pwin:ba=ba+bet4

RETURN4

SpLitHand:4

IF vt1<=21 AND pt1<=21 AND vt1>pt1 THEN pt1=vt14

IF vt2<=21 AND pt2<=21 AND vt2>pt2 THEN pt2=vt24

RETURN4

Hit:c=c+1:pl\$(p)=cd\$(m(c)):tp\$=pl\$(p):p=p+1:x=px

*8-1:y=py*8-4:XL=px4

YL=py+1:px=px+64

GOSUB ShowCard:GOSUB PvaLue4

IF pt1>21 AND pt2>21 THEN 4

LOCATE py+2,px:COLOR 4,10:PRINT "Busted! "4

IF sp=0 THEN4

GOSUB ShowDeaLer:GOSUB HouseWin:ba=ba-bet:GOSUB

DeLay:h=14

ELSE4

sp=04

END IF4

END IF4

RETURN4

Double:4

GOSUB PvaLue:IF pt1<10 OR pt1>11 THEN a\$="":RETU

RN4

LOCATE 10,12:COLOR 4,10:PRINT "Double Down!":bet

=bet*2:GOSUB Hit:a\$="S":RETURN4

ShowDeaLer:x=1*8-1:y=5*8-11:XL=1:YL=5:tp\$=d1\$(0)

:GOSUB ShowCard:RETURN4

HouseWin:LOCATE dy+2,dx:COLOR 4,10:PRINT "House

Wins!":RETURN4

Pwin:LOCATE py+2,px:COLOR 4,10:PRINT "Winner!":R

ETURN

PvaLue:pt2=0:pt1=0:FOR x=0 TO p-1:g\$=pl\$(x):GOSU

B VaLue:pt1=pt1+v14

pt2=pt2+v2:NEXT:RETURN4

VdeaLer:dt2=0:dt1=0:FOR x=0 TO d-1:g\$=d1\$(x):GOS

UB VaLue:dt1=dt1+v14

dt2=dt2+v2:NEXT4

IF dt1<21 THEN dt2=dt14

IF dt1>21 THEN dt1=dt24

RETURN4

VaLue:v1=0:v2=0:FOR y=1 TO 134

IF LEFT\$(g\$,1)=v\$(y) THEN v=y+14

NEXT4

IF v=14 THEN v1=11:v2=1:RETURN4

IF v>10 THEN v1=10:v2=10:RETURN4

v1=v:v2=v4

RETURN4

SpLit:4

IF LEFT\$(pl\$(0),1)<>LEFT\$(pl\$(1),1) THEN RETURN4

LINE(55,124)-(88,160),10,bf:r=04

c=c+1:sp=1:px=1:py=10:tp\$=pl\$(1):x=px*8-1:y=py*8

-4:XL=px4

YL=py+1:p=2:GOSUB ShowCard:px=px+64

temp\$=pl\$(0):pl\$(0)=pl\$(1):pl\$(1)=cd\$(m(c)):c=c+


```

1:tp$=pl$(1)
x=px*8-1:y=py*8-4:xL=px:yL=py+1:GOSUB ShowCard:p
x=px+6:
pt1=0:pt2=0:p=2:GOSUB PvaLue
SpLitLup:GOSUB GetKey
IF a$="H" THEN GOSUB SPHIT
IF a$="S" AND r=1 THEN COLOR 4,10:LOCATE py+2,p
x:PRINT "Stand":RETURN
IF a$="S" AND r=0 THEN vt1=pt1:vt2=pt2:COLOR 4,1
0:LOCATE py+2,px:PRINT "Stand":GOSUB SecondHand
IF pt1>21 AND pt2>21 THEN
LOCATE py+2,px:COLOR 4,10:PRINT "Busted!":a$=""
IF r=1 THEN a$="S":RETURN
IF r=0 THEN vt1=pt1:vt2=pt2:GOSUB SecondHand
END IF
GOTO SpLitLup
SPHIT:c=c+1:pl$(p)=cd$(m(c)):tp$=pl$(p):x=px*8-1
:y=py*8-4
xL=px:yL=py+1:px=px+6
GOSUB ShowCard:p=p+1:GOSUB PvaLue
RETURN
SecondHand:
pt1=0:pt2=0:r=1:px=7:py=16:pl$(0)=temp$:c=c+1:pl
$(1)=cd$(m(c)):p=2
tp$=pl$(1):x=px*8-1:y=py*8-4:xL=px:yL=py+1:px=px
+6:GOSUB ShowCard:GOSUB PvaLue:LOCATE 1,1:PRINT
pt1,pt2:RETURN
GameScreen:GOSUB ShuffleCards:CLS:GOSUB Title
FOR i=0 TO 3:j=i*2:LINE(1+j,168+j)-(310-j,190-j)
,i+12,bf:NEXT
COLOR 2,15:LOCATE 23,3:PRINT "it tand ouble-do
wn S lit Surr nder"
COLOR 12,15:LOCATE 23,2:PRINT "H":LOCATE 23,6:PR
INT "S":LOCATE 23,12:PRINT "D"
LOCATE 23,25:PRINT "p":LOCATE 23,34:PRINT "e":p=
0:d=0
dx=1:dy=5:px=1:py=16:FOR i=1 TO 4:tp$=cd$(m(i))
IF i=1 OR i=3 THEN
x=px*8-1:y=py*8-4:xL=px:yL=py+1:px=px+6:pl$(p)=t
p$:p=p+1
ELSE
x=dx*8-1:y=dy*8-11:xL=dx:yL=dy:dx=dx+6:d1$(d)=tp
$:d=d+1
END IF
IF i=2 THEN tp$=""
GOSUB ShowCard:NEXT:c=c+4
Insurance:
IF LEFT$(d1$(1),1)="A" THEN
LOCATE 12,12:COLOR 4,10:PRINT "Purchase insuranc
e? (Y/N)":GOSUB GetKey
LOCATE 12,1:PRINT sp$:
IF a$="Y" THEN
IF bet-bet*.5<ba THEN
ins=1:ba=ba-bet*.54
ELSE
LOCATE 12,1:PRINT "You can't afford insurance.":
GOSUB DeLay
LOCATE 12,1:PRINT sp$
END IF
ELSE
IF a$<>"N" THEN
GOTO Insurance
END IF
END IF
GOSUB VdeaLer:
IF dt1=21 THEN
h=1:GOSUB ShowDeaLer:LOCATE dy+2,dx:COLOR 4,10:P
RINT "Blackjack!":GOSUB DeLay:ba=ba-bet
IF ins<>1 THEN ba=ba-bet:RETURN ELSE RETURN
ELSE
LOCATE 12,8:PRINT "Dealer does not have BlackJac
k":GOSUB DeLay
LOCATE 12,1:PRINT sp$
END IF
END IF
GOSUB PvaLue
IF pt1=21 AND p=2 THEN
COLOR 4,10:LOCATE py+2,px:PRINT "Blackjack!":h=1
:GOSUB ShowDeaLer:GOSUB VdeaLer
IF dt2<>21 THEN
ba=bet*1.5+ba:GOSUB DeLay:RETURN
ELSE
LOCATE dy+2,dx:PRINT "Blackjack!":LOCATE 12,10:P
RINT "Push, No winner":h=1:GOSUB DeLay
END IF

```

```

END IF
GOSUB DeLay
RETURN
ShowCard:
IF tp$="" THEN PUT (x,y),card(0,4),PSET:RETURN
j=ASC(RIGHT$(tp$,1))-65
PUT (x,y),card(0,j),PSET:COLOR 1,4
LOCATE yL,xL+1:PRINT LEFT$(tp$,1):LOCATE yL+3,xL
+4:PRINT LEFT$(tp$,1)
RETURN
Title:FOR i=0 TO 3:j=i*2:LINE(64+j,j)-(256-j,23-
j),i+12,bf:NEXT
COLOR 2,15:LOCATE 2,13:PRINT "Casino Blackjack
":RETURN
GetKey:a$=INKEY$
IF a$<>" " THEN
a$=UCASE$(a$)
ELSE
GOTO GetKey
END IF
RETURN
ShuffleCards:FOR i=1 TO 52:m(i)=i:NEXT:FOR i=1 T
O 52:x=INT(52*RND)+1
tp=m(i):m(i)=m(x):m(x)=tp:NEXT:CLS:ha=ha+1:RETUR
N
InitiaLize:ha=0:GOSUB InitShapes:ba=100:RESTORE
cards:FOR x=0 TO 3
FOR t=1 TO 13:READ cd$(x*13+t):cd$(x*13+t)=cd$(x
*13+t)+CHR$(x+65)
NEXT:RESTORE cards:NEXT:FOR t = 13 TO 1 STEP-1:R
EAD v$(t):NEXT:RETURN
cards:DATA A,K,Q,J,T,9,8,7,6,5,4,3,2
Display:WIDTH 40:CLS:COLOR ,0
FOR x=0 TO 3:LINE (80+x*2,40+x*2)-(225-x*2,63-x*
2),12+x,bf:NEXT
COLOR 2,15:LOCATE 7,12:PRINT "Casino Blackjack"
COLOR 2,10:LOCATE 12,4:PRINT "Copyright 1988 COM
PUTE! Pub., Inc."
LOCATE 13,11:PRINT "All Rights Reserved":FOR x=
1 TO 10:GOSUB DeLay:NEXT
COLOR 4,0:RETURN
InitShapes:RESTORE InitShapes:check=0
LINE(4,4)-(37,40),12,bf:GET (4,4)-(37,40),card(0
,4):FOR j=0 TO 3:FOR i=0 TO 30
READ a$:sb(i,j)=VAL("&H"+a$):check=check+sb(i,j)
:NEXT i,j
IF check<>178748& THEN PRINT "Error in Shape Dat
a":GOSUB DeLay:STOP
FOR j=0 TO 3
LINE(4,4)-(37,40),4,bf:PUT (14,6),sb(0,j),PSET:P
UT (17,30),sb(0,j),PSET
GET (4,4)-(37,40),card(0,j):CLS:NEXT j:RETURN
diamond:DATA B,9,3,400,E00,1F00,3F80,7FC0
DATA 3F80,1F00,E00,400,400,E00,1F00,3F80
DATA 7FC0,3F80,1F00,E00,400,FB00,FB00,E00
DATA C060,8020,C060,E00,FB00,FB00,0
Club:DATA B,9,3,0,0,0,0
DATA 0,0,0,0,E00,1F00,1F00,7FC0
DATA FFE0,FFE0,75C0,E00,1F00,FB00,E00,E00
DATA 8020,0,0,8A20,FB00,E00,0
Heart:DATA B,9,3,71C0,FB00,FFE0,FFE0,7FC0
DATA 3F80,1F00,E00,400,71C0,FB00,FFE0,FFE0
DATA 7FC0,3F80,1F00,E00,400,8E20,400,0
DATA 0,8020,C060,E00,FB00,FB00,0
Spade:DATA B,9,3,0,0,0,0
DATA 0,0,0,0,400,400,E00,1F00
DATA 3F80,7FC0,75C0,E00,1F00,FB00,FB00,FB00
DATA E00,C060,8020,8A20,FB00,E00,0
DoScreen:WINDOW OUTPUT 3:COLOR 3,0:WIDTH 40:REST
ORE PaLetteData
FOR i=0 TO 15:READ r,g,b:PALETTE i,r,g,b:NEXT:RE
TURN
PaLetteData:DATA 0,.7,0,0,0,0,0,0,1,0,0,1,1,1,
0,0,0,1,0,0,1,1,1,0,0,0
DATA 1,0,0,0,.7,0,1,0,0,1,0,0,1,.5,.1,1,.7,.1,1,
.6,.14
HoLdsCrn:LOCATE 12,6:COLOR 5,10:PRINT "Press any
key to continue...":GOSUB GetKey:RETURN
EndGame:CLS:COLOR 1,10:LOCATE 12,10:PRINT "Thank
you for playing":COLOR 11
LOCATE 14,12:PRINT "Casino Blackjack":GOSUB DeLa
y:WINDOW CLOSE 3
SCREEN CLOSE 1:END

```


Centerstage: AMIGA!

The World Of Commodore Show

Neil Randall

Every December since 1983, Commodore Canada has sponsored the World of Commodore show at the International Centre in Toronto. The show spotlights Commodore computers and their wealth of third-party products. This year the showcase was seen by over 40,000 attendees. More than 85 exhibitors displayed their wares, with Commodore itself taking up the largest area.

Over the past five years, the Commodore 64 has been the World of Commodore's dominating star. In the recent 1987 show, however, the Amiga took center stage.

Amiga was everywhere, with its graphics dancing on monitors and its music booming from speakers. To find new products for the 64/128, one had to stop and search. Almost buried was the PC 10-III, Commodore's newest entry in its line of PC-compatibles. For the first time, the company heard complaints about the lack of new products for the 64/128, and for the first time, nobody speculated on the imminent demise of the Amiga.

The New Machine

Aside from its overt support for the Amiga, Commodore's biggest news was the brand new PC 10-III. An XT compatible, the PC 10-III is designed for those who want a PC compatible that anticipates the options they may later require. The MS-DOS world boasts (and in many ways, quite rightly) of its machines' expandability; but expandability, for many, is intimidating. String some wires together and you can operate a 64 or an Amiga, but PC compatibles and clones often need further purchases before they

can be considered fully loaded.

The PC 10-III includes only three expansion slots, but the machine's design implies that three is plenty. The package includes 640K RAM, monochrome and color graphics capability (for both RGB and composite monitors), Hercules and Plantronics video interfaces, a built-in clock/calendar with battery backup, a floppy drive controller, and a hard disk interface. Several of these features have to be added separately to many compatibles. Other features include a socket for an 8087 math coprocessor, software-controllable speeds of 4.77, 7.16, and 9.54 MHz, two built-in 360K floppy drives, and room for an internal half-height hard drive. The 10-III should carry a retail price under \$1,200.

The Old Machines

In this case, "the old machines" include the Commodore 64 and Commodore 128. To many, these computers have always been inextricably linked, and most software is marketed as 64/128 compatible. They are treated, for the most part, as one.

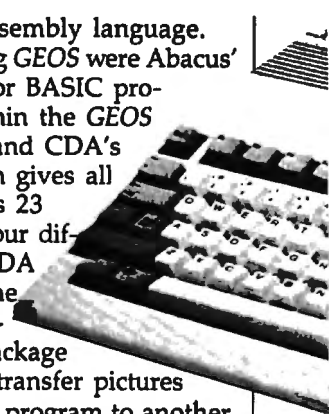
Most of the 64/128 products on display at the show took the form of productivity and applications software. Berkeley Softworks displayed their newest GEOS products, *GeoFiler 128*, *GeoPublish 64*, and *GeoProgrammer 64* (128 versions of the latter two products should be available soon). *GeoPublish* is an extremely friendly desktop publishing package aimed for home and educational use, while *GeoProgrammer* combines an assembler, a linker, and a debugger

for work in assembly language.

Supporting GEOS were Abacus' *BeckerBASIC*, for BASIC programming within the GEOS environment, and CDA's *NeoFont*, which gives all GEOS packages 23 new fonts in four different sizes. CDA also showed the *Graphics Transformer*. This package allows you to transfer pictures from one paint program to another. It supports most existing 64/128 paint programs.

Many attendees were impressed by *Multi-Link*, a 64/128 networking system designed for classroom use. The package links up to 48 Commodore 64s or 128s via linking hardware and an included 20-megabyte hard drive. Each computer station can interact directly with the control station (operated by the teacher), or they can operate individually as stand-alone 64s and 128s. A 10-station system, including the hard drive and the linking hardware, will cost about \$3,000.

Productivity packages from Electronic Arts included *Paperclip III*, *Outrageous Pages*, and *Mavis Beacon Teaches Typing*. *Paperclip III* is the latest version of the popular word processor from EA's "Batteries Included" line, while *Outrageous Pages* is desktop publishing software with strong graphics tools and the ability to snake text around graphics on the page. *Mavis Beacon Teaches Typing* is a typing tutor whose difference is its creation of customized lessons for each user. With a highly favorable review in *The New York Times*, the package





seems on its way to a strong future.

Games for the 64/128 line came almost exclusively from Electronic Arts. *Halls of Montezuma* is the latest module in SSG's Battlefront series, and the delayed *Great Battles of the American Civil War* is promised soon. *Bard's Tale III* has several new features, including an automatic mapping system. *Skyfox II*, *Strike Fleet*, and *Skate or Die* round out the new selections.

The Machine That Stole The Show

What the World of Commodore showed most clearly was that the Amiga has come of age. Since its introduction, the Amiga has been the victim of Commodore's procrastination, and this, in turn, hampered its support by software developers. To judge from the dazzling new products both announced and displayed at this year's show, the Amiga is beginning to fulfill its promise of product availability.

Also evident was the growing split in the focus of Amiga software.

The Amiga may have been intended as a home computer, but much of the software is squarely aimed at the professional user. Music professionals, graphics professionals, publishing professionals, and even airline professionals were well-targeted by this year's new products. Many of these products, in fact, lie well beyond the budget of the home user. But the nonprofessional had much to choose from as well, with word processors, paint programs, music programs, and games on display practically everywhere.

Amiga Hardware

Toronto-based Comspec demonstrated its new hard drive and its soon-to-be-released tape back-up system. Actually, the hard drive consists of two parts: the SCSI Host Adaptor and the Hard Drive Chassis. The software allows drive sizes ranging from 10-300 megabytes to be connected to the Adaptor, and the hard drive system allows you to boot the Amiga in eight seconds without using the Kickstart and Workbench disks. The tape back-up on display backed up 120 megabytes worth of data.

Two companies showed new RAM expansion devices. *Inboard*,

from Spirit Technology of Salt Lake City, gives the 1000 or the 500 an extra megabyte of RAM, and the board is installed internally. Like most expansion boards now, *Inboard* is autoconfigurable. Byte by Byte announced the *Byte Box*, which gives the 500 up to two megabytes of external expansion. It, too, autoconfigures, and it has its own power supply.

A British Columbia company, Hypertek/Silicon Springs, was on hand with three products. The Amiga Light Pen is designed to work with any Amiga program. Its two buttons take the place of the two mouse buttons, and it allows single-pixel drawing precision. The Deluxe Midi Interface allows a serial pass-through, and includes MIDI In, MIDI Out, and switchable Thru/Out.

Finally, the TTL High Resolution Monitor is a device that plugs into the RGB port and offers relatively flicker-free high-resolution monochrome output.

NewTek, makers of the popular *Digi-View* system, announced the *Video Toaster*, which at almost \$800 offers realtime color digitizing, video effects, and broadcast-quality genlock. This full-featured professional digitizer/genlock system should provide many users with the high-quality video tools they've been waiting for.

Amiga Software

Electronic Arts displayed *Ferrari Formula One*, a new racing game in its *Sports Legends* series. Announced for the Amiga were *Bard's Tale II*, *Reach For The Stars* (third edition), Sierra On-Line's *Thexder* (an arcade game from Japan), *Space Quest II*, and *Police Quest*, the latter two from the popular *King's Quest* system. Also announced was *The Hunt For Red October*, a submarine action/strategy game from MicroProse based on the Tom Clancy book of the same name.

EA also had two announcements for its Deluxe series. *Deluxe Productions* is a hi-res graphics animation program designed for business and professional use. *Deluxe Write* is a graphics word processor that allows the importing of color graphics from programs such as *Deluxe Paint II* and *Deluxe Print II*.

Three other new word proces-

sors let users combine text and graphics. *TextPro*, from Abacus, includes a snapshot program that saves IFF graphics from programs that do not offer this option. *Becker-Text* (also from Abacus) takes *TextPro* a few steps further with up to five math columns per page and printing in up to five columns. Both programs feature a C-Source mode for help in formatting the source-code around C's necessary braces.

A third word processor, *Kind-Words*, from The Disc Company, looks very much like *TextCraft*, as it should have been. It merges color IFF graphics within the text, contains its own fonts, and contains a host of very friendly features. The program's appearance is very close to *TextCraft*'s, but it has dispensed with the annoyances of the Amiga's first word processor.

Of course, *WordPerfect* has taken Amiga word processing by storm, and WordPerfect Corporation was on hand to display and support its product. *WordPerfect* for the Amiga set the company's all-time first-month sales record, and users of this full-featured product have no trouble figuring out why. The company also announced *WordPerfect 5.0* for MS-DOS owners, which integrates text and graphics and introduces several other features. Certainly 5.0 will be available for Amiga soon.

The Other Guys, from Logan Utah, demonstrated *Promise*, a 90,000-word spelling checker, *Reason*—a professional text and style analyzer for writers—and *Synthia*, a program for creating digital IFF instruments for use with music programs. An impressive synthesizer program, *Synthia* includes such features as the simulation of plucked strings, drum-kit creation, an IFF music player for users with limited RAM, and a means of simulating the natural imperfections found in real instruments.

For musicians, Sound Quest had its *Editor/Librarian* for Roland, Yamaha, and Casio CZ synthesizers. Sound Quest's stage demonstration showed the ease with which the program lets you perform multitrack recording using a synthesizer, and the ease with which you can change instrument sounds as you play. Music professionals have been enchanted by

Sound Quest since its origins as *Texture* (from the now-defunct Cherry Lane Technologies).

More For The Amiga

There was more, much more. Taurus Software showed its full-color 2D X-CAD *Designer* while Haitex Resources announced *Acquisition Pioneer*, a scaling-down of its *Acquisition* relational database for less demanding users. Gold Disk showed *ComicSetter*, a comic-book creation package to be released shortly. Syndesis offered *Interchange*, a program for sharing objects between Byte By Byte's *Sculpt 3D* and Aegis Development's *Video-Scape 3D*.

Software Visions demonstrated *Microfiche Filer*, a unique (and extremely easy to use) database system, while another easy solution came from Oxxi, with its *Nimbus* small-business accounting package. Meridian Software had *Zing Spell*, a 95,000-word realtime spelling checker; and *Zing Keys*, a macro and hot key program; and the company announced a significant update to *Zing*, its multifeatured Amiga utility. Finally, RGB Video Creations was on hand with *Deluxe Help for Deluxe Paint*, a well-designed tutorial for those intimidated by *Deluxe Paint*'s multitude of features.

Of all the products on display, though, three merit special mention. From Gold Disk comes *Professional Page*, the first Amiga desktop publishing program designed specifically for professional use. A fully featured word processor and document-creation program, *Professional Page* supports output to any *PostScript* laser printer or typesetting machine. Its features are far too numerous to describe, but the program is fully supported by the Toronto-area Vellum Print and Graphic Services, who produced the fine-looking *Professional Page* manual using that program exclusively. In January, Vellum will begin offering training courses on the use of *Professional Page* and other print-oriented Amiga hardware and software.

Unquestionably, the most unusual product of the show was Very Vivid's *Mandala*. Described as an interactive realtime video development system, *Mandala* joins with realtime video digitizers to let you

physically interact with the Amiga's monitor. By simply standing in front of the monitor and waving your arms around, you can create some extremely interesting graphics and sound effects. The potential use of *Mandala* is only within the realm of speculation, but working it into video presentations and interactive games seem two of the most obvious uses.

Airware Solutions of Laval, Quebec was on hand with its *AWS-1000 Pairing Generator System*. Designed with extensive research into airline systems, the *AWS-1000* is the first pairing generator available to airlines. Basically, what a pairing system does is make sure that pilots and flight attendants all end up in the right places. Until now, airlines figured out the pairings in various ways, then ran them through a pairing optimizer to see if they were valid. The *AWS-1000* does all that work for the airline. Future *AWS* modules will include a Flight Crew Blocking System, and Aircraft Fleet Management System, a Flight Crew Scheduling System, and a Pilot Cost Evaluation Analysis. Though aimed obviously at a niche market, this software is highly impressive.

The View From Commodore

According to Stan Pagonis, Director of Marketing Operations for Commodore Canada, the emphasis on the Amiga was entirely appropriate. Although he quickly pointed out that the seminars and stage shows demonstrated the 64/128 and the PC line as well, he suggested that "because we believe the Amiga is our future, we're going to concentrate on it." For the first time, he said, "we were finally able to tell the people that the Amiga was a professional machine." For the first time, too, "we put the software question to rest."

But he insisted that the 64/128 was not about to die. The ready base of available programs attracts many new computer owners, he suggests, and that is why sales of the 64/128 remain very strong. Commodore will continue to support it and they'll continue to expand their line of PC-compatibles. Yet, to judge from the World of Commodore show, the Amiga is becoming a dominant machine. ©

COMPUTE! Books' WAREHOUSE CLEARANCE SALE

You can order any of the following groups of books for \$9.95*. Or, choose any three books from anywhere in this ad and pay \$9.95* for all three. Each additional book after 3 is just \$2.00. (If you want only one or two books, the cost is \$4 each.)

Check the books or groups of books you want and mail this coupon with your payment to:

COMPUTE! Books
Customer Service
PO Box 5038
F.D.R. Station
New York, NY 10150

* Add \$2 per order for shipping and handling.

Name _____

Address _____

City _____ State _____ Zip _____

VISA Mastercard

Acct. No. _____ Exp. Date _____

U.S. money order

Check drawn on a U.S. bank

Subtotal \$ _____

Sales Tax (NC residents add 5%; NY residents add 8.25%) \$ _____

Shipping and handling \$2.00 \$ _____ 2.00

Total payment enclosed \$ _____

Offer good while quantities last. All sales final.
Please allow 4-6 weeks for delivery.

- Group I** **\$9.95**
- Creating Arcade Games on the TI-99/4A 2386272
- COMPUTE!'s Guide to Extended BASIC Home Applications on the TI-99/4A 2386418
- Basic Programs for Small Computers 2386388
- COMPUTE!'s Computing Together 2386515

- Group II** **\$9.95**
- Home Applications in Basic for the IBM PC and PCjr 2386604
- Investment Management with Your Personal Computer 005X
- COMPUTE!'s IBM PC and PCjr Games for Kids 2386493

- Group III**
- Putting Junior to Work: A Guide to the IBM PCjr 2386906
- COMPUTE!'s Telecomputing on the IBM 2386965
- COMPUTE!'s Kids and the IBM PC and PCjr 2386930

- Group IV** **\$9.95**
- Programmer's Reference Guide to the Color Computer 2386191
- The Home Computer Wars 2386787
- COMPUTE!'s Personal Telecomputing 2386477
- Home Energy Applications 2386108
- The Greatest Games: The 93 Best Computer Games of All Times 2386957
- Basic Programs for Small Computers 2386388

- Group V** **\$9.95**
- MacTalk: Telecomputing on the Macintosh 238685X
- MacOffice: Using the Macintosh for Everything 0068
- Using Your Macintosh: Beginning Microsoft BASIC and Applications 0211
- MacIdeas 0157

- Group VI** **\$9.95**
- Easy Basic Programs for the Apple 2386884
- The Apple IIc: Your First Computer 0017
- COMPUTE!'s Guide to Telecomputing on the Apple 2386981
- SpeedScript: The Word Processor for Apple Personal Computers 0009
- The Greatest Games: The 93 Best Computer Games of All Times 2386957

- Group VII** **\$9.95**
- COMPUTE!'s First Book of Atari 2386000
- COMPUTE!'s Second Book of Atari Graphics 2386280
- COMPUTE!'s Second Book of Atari 238606X
- Mapping the Atari 2386094

The Amiga Virus

Jim Butterfield, Contributing Editor

The Amiga has been the victim of a hacker's practical joke. A group of programmers from Europe developed a small program that affects Amiga Workbench disks. This not-so-harmless virus recently caused quite a stir at The World of Commodore show in Toronto, Canada. Jim Butterfield explains.

Some call it a minor annoyance. Some call it a serious hazard. Either way, a small system program found on some Amiga disks became widespread at The World of Commodore show in Toronto, Canada. This "virus" spreads from disk to disk without the user's knowledge and can "infect" an entire library before it makes itself known.

The World of Commodore show did not spawn this software infection. The virus comes from a group in Switzerland called SCA, so it's sometimes called the SCA virus. At least one other version (a mutation) exists. It has been known in Europe for some time, and it's believed to have made its way to North America from Germany in late October 1987.

Spreading The Virus

The virus affects Amiga Workbench disks. If you boot with an infected disk, the virus program installs itself into the computer's memory. To further spread the infection, this program wedges itself into the Amiga's reboot code.

The virus waits benignly until

the user gives the three-key Amiga reboot sequence. That's the one where you press the CTRL, Commodore, and Amiga keys together. On the Amiga 1000, it's the CTRL, left-Amiga, and right-Amiga keys. The virus survives the reboot and plants itself onto the boot track of the current Workbench disk.

Most users think that the three-key reboot makes the system start over, cleaning out any previous code. Not so with the virus: It stays in there, waiting to infect your next boot disk. And after a number of computer reboots, the virus prints a message such as: *A wonderful thing has happened. Your Amiga is alive! And, even better, some of your disks are infected by a virus!*

Diagnosing The Virus

Is the virus harmless? Not quite. Some commercial programs use disk copy-protection systems that live in the same area that the virus invades. If the virus spreads too far (infects too many disks), you could lose some of your most valuable programs. And there's another danger. With certain Amiga memory configurations, the virus mistakenly loads itself into the wrong place, thus causing a system failure.

How can you tell if any of your disks have the virus? There are programs available that analyze your disks, but there's an easier way: Insert the suspected Workbench disk, hold down the left mouse button, and reset your computer using the three-key reboot. If there is a

virus in memory, the screen flashes green for about half a second as the computer begins to reboot.

There may be certain strains of the virus that do not exhibit this tell-tale green flash. For this reason, we offer "Vlook." Vlook is a short Amiga Basic program that checks the computer's memory for the virus. When you have typed in and saved the program, run it.

Vlook creates a program file on the Amiga's RAM disk. You may copy this file to the disk in drive 0 by activating the CLI and typing:
COPY RAM:VLOOK DF0:

To run the program and test your computer's memory, enter this instruction from the CLI:

RAM:VLOOK

If your computer is infected, the warning *Memory contains a known VIRUS* appears. Otherwise you'll see "Memory contains no signs of a known virus." If you receive the first message, one or possibly all of your boot disks are infected.

The Antidote

How can you get rid of the virus? If your disk does not contain a commercial protection scheme, the CLI command INSTALL can rid your infected boot disks of the virus. To clear the virus from the Workbench disk in drive 0, for example, enter INSTALL DF0: from the CLI. Do not use INSTALL if your disk has a copy-protection scheme, since this would probably render the disk useless.

Non-Workbench disks (disks that do not boot the computer) cannot be infected by the virus. Also, if you keep your Workbench disks write-protected, the virus does not affect them—an effective method of immunization.

Even after you clean up a disk, the virus remains in memory. To flush the virus from the computer's memory, shut the computer off and leave it off for at least a minute before rebooting.

Vlook

For instructions on entering these programs, please refer to "COMPUTE!'s Guide to Typing In Programs" elsewhere in this issue.

```

DATA 1,210,0,199,0,3,243,2024
DATA 0,0,0,0,0,0,0,624
DATA 1,0,0,0,0,0,0,04
DATA 0,0,0,0,48,0,0,1144
DATA 3,233,0,0,0,48,67,2504
DATA 0,114,66,64,44,120,0,44
DATA 78,174,253,216,44,64,103,04
DATA 0,88,78,174,255,196,46,1954
DATA 0,69,250,0,100,38,60,04
DATA 0,0,34,78,186,0,70,124
DATA 185,67,72,87,33,0,7,2364
DATA 8,102,0,0,16,12,185,654
DATA 250,255,242,0,7,236,12,1034
DATA 0,0,16,69,250,0,92,384
DATA 60,0,0,0,12,78,186,04
DATA 28,69,250,0,90,38,60,1464
DATA 0,0,0,15,78,186,0,144
DATA 34,78,44,120,0,4,78,1744
DATA 254,98,78,117,36,10,34,74
DATA 78,238,255,208,100,111,115,464
DATA 108,105,98,114,97,114,121,04
DATA 40,32,67,111,109,112,117,1164
DATA 101,33,32,49,57,56,56,324
DATA 41,10,77,101,109,111,114,1214
DATA 32,99,111,110,116,97,105,1104
DATA 115,32,110,111,32,115,105,1034
DATA 110,115,32,111,102,32,97,324
DATA 107,110,111,119,110,32,86,734
DATA 82,85,83,46,10,0,0,04
DATA 0,0,3,2424
p=2364
DIM k(10),fil(p)4
k(0)=14
FOR j=1 TO 84
  k(j)=k(j-1)*24
NEXT j4
FOR j=1 TO p4
  READ fil(j)4
NEXT j4
FOR j=1 TO p4
  FOR jl=0 TO 104
    IF k(jl)<>j AND ((k(jl) AND j)>0) THEN4
      k=k(jl)4
      fil(k)=fil(k) XOR fil(j)4
    END IF4
  NEXT jl4
NEXT j4
e=04
FOR j=0 TO 74
  IF e<fil(k(j)) THEN e=fil(k(j))4
NEXT j4
IF e<>0 THEN4
  a=04
  mult=04

```

```

FOR j=0 TO 74
  IF fil(k(j))<>0 THEN4
    a=a+k(j)4
    IF fil(k(j))<>e THEN mult=14
  END IF4
NEXT j4
IF mult=1 THEN4
  PRINT "Multiple errors .. look around: "4
ELSE 4
  PRINT "error at: "4
END IF4
a=a-1 4
ln=INT(a/8):it=a-ln*84
PRINT "Line";ln+1;" Item";it+14
STOP4
ELSE4
  PRINT "writing file..."4
  OPEN "ram:Vlook" FOR OUTPUT AS #14
  a=04
  FOR j=1 TO p4
    IF j<>k(a) THEN4
      PRINT#1,CHR$(fil(j));4
    ELSE4
      a=a+14
    END IF4
  NEXT j4
  CLOSE 14
  PRINT "File complete."4
END IF4

```

©

SUPER 81 UTILITIES

Super 81 Utilities is a complete utilities package for the Commodore 1581 Disk Drive and C128 computer. Copy whole disks or individual files from 1541 or 1571 format to 1581 partitions. Backup 1581 disks. Contains 1581 Disk Editor, Drive Monitor, RAM Writer, CP/M Utilities and more for only \$39.95.

1541/1571 DRIVE ALIGNMENT

1541/1571 Drive Alignment reports the alignment condition of the disk drive as you perform adjustments. Includes features for speed adjustment and stop adjustment. Includes program disk, calibration disk and instruction manual. Works on C64, C128, SX64, 1541, 1571. Only \$34.95.

"...excellent, efficient program that can help you save both money and downtime." Compute!'s Gazette, Dec., 1987.

THE NUMBERS SHOW

Interactive, animated graphics for teaching pre-school & kindergarten numeral recognition and counting of events. For the Apple IIe 128K. 19.95.

MONDAY MORNING MANAGER

Statistics-based baseball game. Includes 64 all-time great major league teams. Realistic strategy. Great sound & graphical Apple II systems - \$44.95, C-64 & Atari systems - \$39.95.

Order with check, money order, VISA, Mastercard, COD. Free shipping & handling on US, Canadian, APO, FPO orders. COD & Foreign orders add \$4.00. Order from:

Free Spirit Software, Inc.

905 W. Hillgrove, Suite 6
LaGrange, IL 60525
(312) 352-7323





Readers Feedback

The Editors and Readers of COMPUTE!

If you have any questions, comments, or suggestions you would like to see addressed in this column, write to "Readers' Feedback," COMPUTE!, P.O. Box 5406, Greensboro, NC 27403. Due to the volume of mail we receive, we regret that we cannot provide personal answers to technical questions.

A Volatile BASIC

I have a Commodore 64. I want to copy the BASIC ROM to the underlying RAM (locations 40960-49151). Currently, I'm doing this with a FOR/NEXT loop:

```
FOR I = 40960 TO 49151:POKE
I,PEEK(I):NEXT
```

This loop requires a little more than 30 seconds to execute. Can you show me a faster way to move BASIC?

Dan Sanderson

The fastest way to move large blocks of memory is to use the 64's native language—6502 machine language. Figure 1 is a machine language program that moves BASIC from ROM to RAM.

You'll probably want the program in the form of a BASIC loader:

```
10 FOR I = 679 TO 702:READ
A:POKEI,A:NEXT
20 DATA 169,0,133,251,168,169,160,133
30 DATA 252,162,32,177,251,145,251,200
40 DATA 208,249,230,252,202,208,244,96
```

Type in this program and type RUN.

When you're ready to move BASIC, type SYS 679. The cursor should reappear in about one second. BASIC has been copied to RAM.

Once you've moved BASIC into RAM, you can modify it as you wish. To put your modifications into effect, you must turn off the BASIC ROM with this statement:

POKE 1, PEEK(1) AND 254

There are many interesting modifications to BASIC that you can make. You could use a FOR/NEXT loop to search for certain BASIC messages or command names.

As a sample modification, let's change the question mark used by the INPUT statement into a colon: POKE 43846,58. The ASCII value for a colon is 58. Location 43846 normally holds the number 63—the ASCII value for the question mark.

Sheldon Leemon suggests other changes in Mapping The 64, from COMPUTE! Books.

NEW Does Work

In recent issues of COMPUTE! magazine, the wrongful statement has been made that Atari BASIC does not clear the VNT (Variable Name Table) when NEW is typed. Actually, it does.

I have no doubt that programs of the complexity of Laser Chess and Biker Dave need to be LISTed and ENTERed, not because of left-over variables, but

rather because people tend to inadvertently insert variable names while typing or editing or by "dry running" an unfinished program to see how it's doing.

Jesse Warford

We stand corrected. NEW does indeed effectively clear the variable table. The procedure we have given does work, but users may choose to type NEW after LISTing the program, rather than turning the computer off.

1541/1571 Dual-Drive System

It is not necessary to see this in print, but if you could help me, I would appreciate it very much. I have a 128 and currently two disk drives—a 1541 and a 1571.

My problem is how to set up the 128 so that every time I turn it on with two separate disk drives—my 1541 and 1571—the system will behave like my IBM PC, seeing the disk drives as separate devices. Do I have to run the DOS Shell program every time to set up a two-drive system? I am also thinking about buying a second 1571. How can I set up a two-drive system with two 1571s?

T.J. Bynum

Setting up a two-drive system with a 1541 and a 1571 is easy. You'll use the 1541 as device 8—its default—and configure the 1571 as device 9. It's easier to set the system up this way—with the 1541 as device 8 and the 1571 as 9—because one

Figure 1

02A7			*=	679	; ROUTINE LOCATION
02A7		EQUATES	=	40960	; BASIC ROM
02A7		ZP	=	251	; FREE ZERO PAGE ADDRESS
02A7	A9	00	LDA	#<BASIC	; POINT ZP TO START OF BASIC, LOW BYTE FIRST
02A9	85	FB	STA	ZP	
02AB	A8		TAY		; AT THE SAME TIME, PUT 0 IN .Y
02AC	A9	A0	LDA	#>BASIC	; THEN HIGH BYTE
02AE	85	FC	STA	ZP+1	
02B0	A2	20	LDX	#32	; .X IS PAGE COUNTER (MOVING 32 * 256 BYTES)
02B2	B1	FB	LDA	(ZP),Y	; MOVE A BYTE FROM ROM. . .
02B4	91	FB	STA	(ZP),Y	; . . . TO RAM
02B6	C8		INY		; NEXT BYTE
02B7	D0	F9	BNE	LOOP	; CONTINUE FOR 256 BYTES
02B9	E6	FC	INC	ZP+1	; FOR NEXT PAGE
02BB	CA		DEX		; DROP PAGE COUNTER
02BC	D0	F4	BNE	LOOP	; AND CONTINUE FOR 32 PAGES
02BE	60		RTS		; WERE DONE.

of the drive's device numbers must be changed to 9, and the 1571 is much easier to change than the 1541.

To change the device number of the 1571, first look in Appendix A of the 1571 Disk Drive User's Guide that came with your drive. This section describes how to change the device number. Briefly, to configure the drive as device 9, you move the left DIP switch at the rear of the drive down. After making this adjustment, make sure the drives are chained together, and you're ready to go. Your system should now boot up and recognize the two drives as separate devices.

If you buy another 1571 and want to configure the two 1571s as a two-drive system, simply use the new drive as device 8—its default—leave the other drive configured as device 9, connect the two, and your system's all set.

Super SpeedScript?

I have an Atari computer, and I would like to know if "Atari XL/XE Super Editor" from the June 1987 issue of COMPUTE! can be modified to work with SpeedScript.

Susan Thompson

"Super Editor" is a handy editing utility for any program that uses the E: screen editing device. This includes BASIC and certain other programs. SpeedScript does not use the E: device—it has its own routines for handling keyboard entry and text displays. This allows SpeedScript to quickly handle word wrap, cursor movement, and scrolling. It also makes SpeedScript incompatible with any programs that depend on the E: device. So there is no way to make Super Editor compatible with SpeedScript.

Punctuated Numbers

I recently purchased a Tandy 1000SX computer. I have been working in BASIC, and I've noticed that when I list my program, any six-digit number has an exclamation point after it (123456!), and any eight-digit number has a pound sign after it (12345678#). To make the matter worse, these signs are also printed out when I make a hard copy listing of my program.

Could you please explain the reason for these punctuation marks?

Philip G. Crompton

Modern BASICs often have several ways to store variables. Numbers with few significant digits can be represented more compactly than numbers with more significant digits. When you type in a number, BASIC decides how much space it will need to store the number. It then places a suffix after the number to indicate which format it has used. The following

table shows the types of numeric variables available in BASICA, GW-BASIC, and Amiga Basic, and the number of bytes each format requires for storage:

```
% integer (two bytes)
! single-precision floating point
  (four bytes)
* double-precision floating point
  (eight bytes)
```

These punctuation marks can be helpful. If you store a double-precision number in a single-precision variable, your calculations are likely to be less accurate than they would be if you used a double-precision variable.

Trig Scales

I own an Apple II and am working on a program that uses hi-res graphics. I'm trying to use SIN and COS to draw a line from the vertex of a circle to a point on its circumference. Here's my program:

```
10 HGR
20 HCOLOR = 7
30 HPLOT 140,70 TO 40 * COS(45) + 140,
  40 * SIN(45) + 70
```

This should draw a line from the point (140,70) to another point 40 pixels away at an angle of 45 degrees. It doesn't.

Sam Moelius

You have the right idea, but most computers don't do their trig functions in degrees—they do them in radians. To convert from degrees to radians, multiply by pi (3.14159265) and divide by 180 (or, equivalently, just divide by 0.017453312). Here is a corrected version of your program:

```
10 HGR
20 HCOLOR = 7
25 PI = 3.14159265
30 HPLOT 140,70 TO 140 - 40 * COS
  (45 * PI/180),70 - 40 * SIN(45 * PI/180)
```

DIR Power

When reading a directory on my PC, the file listing sometimes continues on for more than a full screen and it becomes impossible to read all the file-names before they are out of sight. Is it possible to stop this scrolling?

Also, on a keyboard that doesn't have a PrtSc key to print the screen, is it possible to get a printout of a directory listing?

Peter Richie

There are three ways to stop your directory listing from scrolling. The first is to press CONTROL-S to stop scrolling and to press any key to resume scrolling.

A second method is to append the switch /P to the DIR command like this

```
DIR /P
```

This pauses the directory listing between screenfuls of data.

The third option is to use the DOS filter MORE in a command line like the following:

```
DIR | MORE
```

This command will give essentially the same results as DIR /P discussed above.

While on the subject of directories and filters, there's another very useful DOS filter called SORT. With it, you can sort a directory (or any other file) on any field you wish. To create a sorted directory that will pause its display after each screen, use the following command:

```
DIR | SORT | MORE
```

Please note that you can't use the /P option to pause the directory when using the SORT filter. Also, when using filters, DOS creates a temporary file on your disk. There must be enough room on the current disk for the temporary file, and the disk cannot be write-protected.

The SORT filter can work wonders with directories. Since DOS is very rigid about the directory's format, you can tell SORT to begin sorting in certain columns and produce a directory sorted just the way you want. To sort a directory and specify a column in which to begin sorting, use a command of the form

```
DIR | SORT / + n
```

where n is the column number on which you want the sort to begin. Here are the important column numbers for the standard DOS directory:

```
1 filename
10 file extension
24 date
34 time
39 meridian (a.m. or p.m.)
```

If you want to view a directory sorted by file extension, for example, and also want the listing to pause after each screen, you would give the following command:

```
DIR | SORT / + 10 | MORE
```

It's easy to obtain a printout of your directory without using a PrtSc key because of a DOS mechanism called piping. Piping allows you to redirect the output of a program—like a directory listing—to any file or device you wish. To send the output of the above directory command to the printer, all you need to do is append > PRN to the command. The > tells DOS to redirect output (you can redirect input with <) and PRN tells it to send the output to the printer.

So, the entire command would look like this:

```
DIR | SORT / + 10 > PRN
```

Notice we didn't use the MORE filter. When sending output to a diskfile or printer, pauses after each screen are unnecessary.

With DOS's filters and redirection, the simple DIR command becomes a powerful tool. ©



Microscope

Sheldon Leemon

IBM wanted to celebrate the success of its PS/2 line at the fall COMDEX show, so it proclaimed that it had shipped the one-millionth PS/2 computer and rolled out a big ad campaign based on the theme *Thanks a million*. Industry pundits quickly scrambled to determine just what *shipped* meant.

The consensus of opinion among these party-poopers was that IBM had built a million units of the new models and had sent them to dealers, but that maybe as many as a third of them still actually hadn't been sold. This technicality didn't stop IBM from flying the dealer who sold the millionth unit to Las Vegas for the show.

How could even IBM, with all of its computing power, figure out exactly which dealer sold the millionth computer? Their rather pragmatic approach was to have each of about 200 regional sales representatives pick one of their dealers, all 200 of whom were brought to the show on the premise that they had sold the lucky machine. Well, the winner was probably in the group there, somewhere.

It wouldn't be an IBM product introduction without rumors of problems with the new machines. First, there was a minor problem with the BIOS of the Model 50 and Model 60 which caused the time to be inaccurate in some situations. This reportedly caused some dealers to conclude that the clocks were bad and to ship back all of their units as defective. IBM issued a quick DOS patch to fix that problem, but the confusion lingers.

Recently, there have been rumors of power-supply problems with the Model 50 and a high overall failure rate for the machines. IBM has issued a firm statement saying that there are no problems with the new machines.

Those of you who can remember way back to the AT introduction may recall that a number of users claimed that there were serious hard-drive problems with the machine. IBM denied all such reports. Several publications made intensive studies of the problem, leading to results that were inconclusive at best. By the time these studies were published, IBM had changed hard-drive vendors, and everybody had forgotten about the rumored problems.

At the annual World of Commodore show in Toronto, Commodore officials announced that the company had met its goal of an installed base of 500,000 Amigas worldwide by the end of 1987. Part of the reason for this is the tremendous reception of the Amiga 500 in Europe. Over half of the Amigas sold have gone to customers outside of the U.S. Nonetheless, the 500 appears to be gaining momentum here as well. The 2000 has sold so much better than Commodore expected that the machine was unavailable for much of the Christmas selling season.

But, surprisingly enough, the Commodore 64 also appears to flourish. Despite the fact that the Amiga 500 offers ten times the power of the 64 for about a 50-percent-higher price, the name-recognition factor generated by an installed base of over ten-million machines obviously still carries some weight. Commodore chairman Irving Gould stated that he could have sold an additional fifty-thousand 64C's if he could have produced them in time for Christmas.

The continuing popularity of the 64 in Canada was particularly evident at the Toronto show, where the proportion of interest in the 64/128 as compared to the Amiga was much higher than at similar

U.S. shows.

Motorola has formally announced the 68030, the most recent addition to the 68000 family of processors used in such machines as the Macintosh, ST, and Amiga. While its predecessor, the 68020, has been likened in power to Intel's 80386 chip, the new processor is said to be two to four times as powerful. Since its instruction set is very close to those of the other 68000-series chips, software compatibility should be good.

The first name-brand machine to use the new processor will likely be the Macintosh. The Mac II already uses the 68020 and probably does not need any significant modifications in order to use the new chip. Insiders say that the 68030 version of the Mac II could show up any day now. Although such a machine would not be cheap, it would rank among the most powerful desktop units available. And though the ST and Amiga line still don't include a 68020 machine, both Commodore and Atari have stated that they intend to use the 68030 in future products.

One of the most interesting stories to come out of the recent AppleFest was a statement from Apple that over 200,000 units of the IIGS had been sold so far. This figure is about twice as large as most previous industry estimates.

The reason so many people had underestimated the GS is that a large proportion of sales have been to schools and other institutions. Such sales may not be as visible as retail sales, but they are perhaps even more important to the continued success of the GS. Apple is well aware that large sales to schools today can generate even larger sales for home use in the future. ©

GET THE KNOW-HOW TO SERVICE EVERY COMPUTER ON THIS PAGE

Learn the Basics the NRI Way—and Earn Good Money Troubleshooting Any Brand of Computer

The biggest growth in jobs between now and 1995, according to Department of Labor estimates, will occur in the computer service and repair business, where demand for trained technicians will actually double.

You can cash in on this opportunity—either as a full-time corporate technician or an independent service-person—once you've learned all the basics of computers the NRI way. NRI's practical combination of "reason-why" theory and "hands-on" building skills starts you with the fundamentals of electronics, then guides you through advanced electronic circuitry and on into computer electronics. You also learn to program in BASIC and machine language, the essential languages for troubleshooting and repair.

Total Computer Systems Training, Only From NRI

No computer stands alone... it's part of a total system. To really service computers, you have to understand computer systems. And only NRI includes a powerful computer system as part of your training, centered around the new fully IBM compatible Sanyo 880 Series computer.

You start with the step-by-step assembly of the new, highly rated fully IBM compatible Sanyo 880 Series computer. You install and troubleshoot the "intelligent" keyboard. Then you assemble the power supply, install the disk drive, and add extra memory to give you a powerful 256K RAM system. The new 880 computer has two operating speeds: standard IBM speed of 4.77 MHz and a remarkable turbo speed of 8 MHz, making it almost twice as fast as the IBM PC. Next, you'll interface the high-resolution monitor and begin to use the valuable software also included with your complete computer system.

IBM is a Registered Trademark of IBM Corporation.

Epson is a Registered Trademark of Epson America, Inc.

Apple and the Apple logo are Registered Trademarks of Apple Computer, Inc.

Compaq is a Registered Trademark of COMPAQ Computer Corporation.

© 1985 AT&T Technologies, Inc.



no need to quit your present job until you're ready to make your move. Your training is backed up by your personal NRI instructor and the NRI technical staff, ready to answer your questions and help you when you need it. You get it all with NRI at-home training.

100-Page Free Catalog Tells More

Send the postage-paid reply card today for NRI's big, 100-page, color catalog on NRI's electronics training, which gives you all the facts about NRI courses in Microcomputers, Robotics, Data Communications, TV/Audio/Video Servicing, and other growing high-tech career fields. If the reply card is missing, write to the address below.

AND MORE!

It all adds up to confidence-building, real-world experience that includes training in programming, circuit design, and peripheral maintenance. You'll be learning about, working with, servicing, and troubleshooting an entire computer system—monitor, keyboard, computer, disk drive, power supply—to ensure that you have all the essential skills you need to succeed as a professional computer service technician.

No Experience Needed, NRI Builds It In

This is the kind of practical, hands-on experience that makes you uniquely prepared, with the skills and confidence you need for success. You learn at your own convenience in your own home. No classroom pressures, no night school,



Your NRI total systems training includes:

- NRI Discovery Lab[®] to design and modify circuits
- Your four-function digital multimeter with walk-you-through instructions on audio tape
- Digital logic probe for visual examination of keyboard circuits
- The newest Sanyo 880 Series Computer with "intelligent" keyboard and 360K double-density, double-sided disk drive
- High resolution monochrome monitor
- 8K ROM, 256K RAM
- Bundled software including GW BASIC, MS-DOS, WordStar, CalcStar
- Reference manuals, schematics, and bite-sized lessons.

NRI SCHOOLS

McGraw-Hill Continuing Education Center
3939 Wisconsin Avenue, NW
Washington, DC 20016

We'll Give You Tomorrow.





Computers, Writing, And AI

Of all the myriad applications for personal computers, I would guess that, by far, the most popular use is word processing. In the early 1980s, the availability of good word processing programs on micros virtually drove the dedicated word processors from the marketplace. Even though there has been a resurgence of dedicated word processors, there is little question that the personal computer will continue to be king in this application area.

As a writer who feels naked without his computer, I occasionally startle people when I say that I don't use a spelling checker. I thrive on the computer's ability to let me move text around to my heart's content; I enjoy the ability to format my output in any fashion I want, but I don't use the computer to check my spelling or usage.

Casting A Spell

My reluctance to use spelling checkers has nothing to do with my spelling skills; I make plenty of mistakes. My problem is that spelling checkers don't catch the kinds of errors I commonly make. Many (but not all) of my spelling errors result in other words. For example, *stop* becomes *spot*. A word-based spelling checker is useless in such cases. I would love to have a spelling checker that catches errors like these, but such programs have to be context sensitive.

Another problem with most spelling checkers is that they can lead you to wrong choices. For example, with the word *alot*, most spelling checkers would offer the choice *allot* instead of the correct split into two words, *a lot*. The word *payed* would be even harder to handle since spelling checkers that scan letter by letter would end up with *payer*, and so on, and not offer the correct past-tense form, *paid*.

The complexities of English are

such that a good proofreading tool needs to be based on something far more sophisticated than a word list. It needs to have access to rules of grammar—an ability to deal with phonology, orthography, morphology, syntax, and semantics.

This is a tremendously complex task.

Because of the rule-based nature of much of English grammar, it is appropriate to seek some solutions for this problem in the domain of expert systems—sophisticated programs that are an outgrowth of years of research in the field of artificial intelligence.

A Model Emerges

A few months ago, I was privileged to visit with Dr. Robert Arn, the creator of just such a program for the ICON computer.

The ICON is manufactured by Unisys to meet the needs of educational computing in Canada. Dr. Arn designed the ICON, and he holds a doctorate in the field of linguistics. His interests in technology and linguistics came together in a project that has kept him and his colleagues busy for the past three years. During this time, he designed *English1*—a rule-based program that sits in the background of a word processor, ready to offer advice when asked.

To use *English1*, the user simply selects the text to be analyzed and requests that it be examined. Words that seem incorrect are highlighted. The user can then select any highlighted word and ask for an explanation of what may be wrong. The computer looks for spelling and usage errors and provides as much coaching and advice as it can. The reason for providing extensive coaching (as opposed to simply correcting the error) is that this program is designed to serve as a writing tutor. The goal is to help the writer avoid errors in the future,

not just to correct them.

The program version I used worked with a base of rules for all but the semantic level of language. Dr. Arn is working in that area now. Using our previous example, it correctly identified that *alot* should be *a lot* and that *payed* should be *paid*. This latter error was detected by first catching the misspelling, noticing that the *-ed* ending may imply a past-tense form, and then exploring rules for forming past-tense forms.

In addition to providing an intelligent spelling checker, *English1* also examines the text for words that present usage problems for some writers, for example, *fewer/less*, *seasonal/seasonable*, and so on. Consequently, this program can serve as a writing coach to a student who is working on an essay. *English1* does not make any changes in the author's text; it makes only observations and suggestions.

English1 Is RAM Tough

In the form I saw, *English1* takes five megabytes of disk space. The new version that includes the ability to deal with semantic issues will be distributed on CD ROM since it is going to use about 500 megabytes. These sizes indicate just how complex natural languages are.

Even though Unisys is starting to sell the ICON in the U.S., it is targeted to classrooms, not businesses. Consequently, it is unlikely that we will have access to tools as sophisticated as *English1* for some time. On the other hand, the fact that *English1* exists at all proves that good proofreading tools can be created to run on microcomputers. Continued work in this area will result in programs that run on the machines we have on our desks.

Until then, I'll have to be content to do my grammatical analysis with the one computer that outstrips them all—the human brain. ©



The Beginner's Page

C. Regena

Making Music With BASIC

I enjoy programming music on the computer. Since I am a former piano teacher, I have been able to use the computer for tutorial and drill programs. With the computer's exact tones and timing, I also use the computer to play written music so I can hear how it's supposed sound.

I would have liked to present a music program this month—however, sound commands are different among the various versions of BASIC. Each computer has its own special music features. So my advice is to read the manual that comes with your computer. Here, I'm going to review some of the more common BASIC sound commands. Unfortunately, because many early versions of BASIC do not support sound, these examples do not work on the Commodore 64 or Apple II family of computers.

Sounding Off

BEEP—available on the Amiga and IBM PC/PCjr—is probably the easiest command to use when you want to produce a sound. Some computers, such as the Apple II, Atari ST, and Commodore 128, use `PRINT CHR$(7)` to produce a bell or beep sound. The Atari eight-bit computers use `PRINT CHR$(253)`. Whenever you want a short tone, such as a prompting tone, you can use **BEEP**. You may also use it for a game sound.

Most computers have a **SOUND** command, although the parameters vary from computer to computer. Here are some examples:

Amiga
SOUND *frequency,duration,volume,voice*

Atari
SOUND *voice,note,tone,loudness*

Atari ST
SOUND *voice,volume,note,octave,duration*

Commodore 128
SOUND *voice,frequency,duration*

IBM PC and compatibles
SOUND *frequency,duration*

IBM PCjr with Cartridge BASIC
SOUND *frequency,duration,volume,voice*

The Commodore 128's **SOUND** command includes several optional parameters, such as waveform and pulse width, that are not listed above. In each case, parameters may be numeric constants or numeric variables, and there are certain limits for each parameter.

The Amiga and IBM **SOUND** statements use frequency numbers in cycles per second, or hertz (Hz), that produce a certain tone—frequencies with which many musicians are already familiar. For example, 440 Hz create what we hear as the note A.

Duration is a number often denoting the number of "clock ticks" that a particular sound lasts. You may need to experiment a little to see which numbers correspond to the timing you want. Because the eight-bit Atari **SOUND** command does not have a duration parameter, you must time the sound's duration yourself, using something like a **FOR-NEXT** loop. To turn the sound off with the Atari, use a **SOUND** command specifying a volume of 0.

Here is an example of how you can use **SOUND** to write music.

```
100 REM AMIGA, IBM PC/PCjr
    AND COMPATIBLES <
110 SOUND 523,20<
120 SOUND 659,20<
130 SOUND 784,20<
<
```

```
100 REM EIGHT-BIT ATARI
105 DURATION=90
110 FOR I=1 TO DURATION:S
    OUND 0,121,10,15:NEXT
    I
115 FOR I=1 TO 10:NEXT I
120 FOR I=1 TO DURATION:S
    OUND 0,96,10,15:NEXT
    I
125 FOR I=1 TO 10:NEXT I
130 FOR I=1 TO DURATION:S
    OUND 0,81,10,15:NEXT
    I
135 FOR I=1 TO 10:NEXT I
140 SOUND 0,0,0,0
```

```
100 REM ATARI ST - ST BASIC
110 SOUND 1,15,1,4,20
120 SOUND 1,15,5,4,20
130 SOUND 1,15,8,4,20
```

```
100 REM COMMODORE 128
110 SOUND 1, 4291, 20
120 SOUND 1, 5407, 20
130 SOUND 1, 6430, 20
```

The voice parameter is available on computers that have more than one voice—computers on which you can hear more than one note at a time. For example, here's how to play a chord using three voices:

```
100 REM AMIGA<
110 SOUND 523,30,10,0<
120 SOUND 659,30,20,1<
130 SOUND 784,30,30,2<
<
```

```
100 REM EIGHT-BIT ATARI
105 FOR DURATION=1 TO 90
110 SOUND 0,121,10,15
120 SOUND 1,96,10,15
130 SOUND 2,81,10,15
140 NEXT DURATION
150 SOUND 0,0,0,0
160 SOUND 1,0,0,0
170 SOUND 2,0,0,0
```

```
100 REM ATARI ST - ST BASIC
110 SOUND 1,15,1,4,10
120 SOUND 2,15,5,4,20
130 SOUND 3,15,8,4,30
```

```
100 REM COMMODORE 128
110 SOUND 1, 4291, 60
120 SOUND 2, 5407, 60
130 SOUND 3, 6430, 60
```

```
100 REM PCjr WITH CARTRIDGE BAS
IC
105 SOUND ON
110 SOUND 523,30,10,0
120 SOUND 659,30,10,1
130 SOUND 784,30,10,2
```

Playing Music

The IBM PC/PCjr and compatibles have a **PLAY** command. (The Commodore 128 has a **PLAY** statement as well, but the options are quite different.) This command can be used to play simple melodies using the letter names of notes—A, B, C, D, E, F, and G. As you get more experienced, you will find that there are more options in the **PLAY** command.

There are certain default values for the PLAY command, but you can change them by adding options. You may add a sharp to a note by using the character # or +, and you may add a flat by using the - character. The octave number can be specified with O, such as O3, indicating the middle-C range. (Make sure you use the letter O and not the number 0.) You may also change the octave by using > to go to the next higher octave and < to go to the next lower one.

The command PLAY "MN" plays normal notes (a slight pause between notes). The string "ML" indicates legato, or notes smoothly connected; "MS" plays staccato notes.

You use L to indicate the length of notes. Actually, you indicate what fraction the note should be. For example, L1 is a whole note, L2 is a half note, L4 is a quarter note, and L8 is an eighth note. The L option affects all the notes that follow. L8C plays C as an eighth note. A shorter form is to simply follow the note name with a number and not use the L. For example, C8 also

indicates C as an eighth note.

P is used for a pause or rest, and you specify the length just as in the L option. P4 is a quarter-note rest.

There is a default tempo, but if you want to go slower, use T followed by the number of quarter notes per minute, such as T88. You may change the volume by using V followed by a number.

I like to use variables in the PLAY statement. When you use a numeric variable, you need to use the equal sign before the variable name and a semicolon after the variable name. For example, PLAY "O=H; GEC" plays the notes G, E, and C in the octave specified by the variable H.

You may define a string variable to be a series of notes and then use that string in the PLAY command. To execute a string variable, use "X". For example, PLAY "XA\$;" plays the notes defined in string A\$. Note that there is a semicolon after the string name. Here is an example of PLAY using variables. The octave is set using a FOR-NEXT loop, and the actual

notes are stored in S\$.

```
100 REM IBM PC/PCjr AND COMPATI
BLES
110 S$="CDEFGAB"
120 FOR C=1 TO 6
130 PLAY "O=C; XS$;"
140 NEXT C
```

You may use string variables for storing musical phrases. For example, you might set up A\$ for the first musical phrase, B\$ for the second phrase, and C\$ for the third phrase (have you ever heard of ABCA format?). This way, you can piece your music together. Here is a simple example:

```
100 REM IBM PC/PCjr AND COMPATI
BLES
110 A$="GGFE"
120 B$="EEFG"
130 C$="FEDC"
140 PLAY "XA$; XB$; XC$; XA$;"
```


©

Everything you need to know about buying an IBM PC, compatible, or portable—all in an easy-to-understand, convenient format.

COMPUTE!'s Buyer's Guide to IBM PCs, Compatibles, and Portables

Robert Wolenik ISBN 0-87455-123-4 \$12.95

This comprehensive guide to PC compatibles and portables includes all the information needed to make intelligent decisions about the purchase of an IBM PC or compatible. For each computer, we've included a concise review, and discussions of the computer's background, features and potential drawbacks, as well as technical data. The author of *COMPUTE!'s Buyer's Guide to IBM PCs, Compatibles, and Portables* has authored or co-authored more than a dozen computer books including the highly successful *Buyer's Guide to Home Computers*.



To order COMPUTE! books, call toll free 1-800-346-6767 (in NY 212-887-8525) or write COMPUTE! Books, Customer Service, P.O. Box 5038, F.D.R. Station, New York, NY 10150. Customer Service hours are 10:00 a.m. to 12:30 p.m. and 1:30 p.m. to 3:30 p.m. Eastern time Monday through Friday. Please add \$2.00 per book U.S. and surface mail or \$5.00 air mail shipping and handling. NC residents add 5 percent sales tax and NY residents add 8.25 percent sales tax. Please allow 4-6 weeks for delivery.

COMPUTE! books are available outside the United States from subsidiaries of McGraw-Hill International Book Company.

COMPUTE! Publications, Inc. 
A Capital Cities/ABC, Inc. Company



Computer Stew

Once each year I clean my cupboard of all the stuff that is good and worth talking about, but for one reason or another didn't make it into a column. December or January is a logical time to do this—year end and all that—but I'm late, as usual. So here, in the March issue, is a stew concocted from two of last year's left-over goodies.

The Bible As Data

Bryan Moore is an inventor and entrepreneur who developed a major piece of ophthalmological equipment. After he sold his invention to a large company, he turned his energies and talents to his passion—the study of the Bible.

The King James version of the Holy Bible was published in 1611, during the reign of James I of England. There are hundreds of editions of this book in hard-copy form and maybe a dozen computerized versions. But when Bryan Moore investigated biblical computer software, he was disappointed with what he found and thought he could do better. He did. The result is a product called *God Speed* distributed by Kingdom Age Software (3368 Governor Dr., Suite F-197, San Diego, CA 92122).

God Speed can locate any word or phrase in the 66 books of the Bible—both Old and New Testaments—in less than three seconds. This incredible speed—other software takes as long as 30 minutes—is due to a unique indexing and searching technique Moore devised just for this application. For example, you type “an eye for an eye,” and in the twinkling of your own eye the screen displays the three locations where that is found. It doesn't just tell you that it's in Matthew 5:38, First Corinthians 15:52, and Exodus 21:24, but it shows you the phrase within the chapters and verses.

If you know your Bible, you are no doubt astonished and puzzled that “eye for an eye” appears in First Corinthians. And this points out one of the few weaknesses of *God Speed*. It searches and locates the words that you enter, but it doesn't require that they be consecutive within the verse. The screen shows that First Corinthians 15:52 says, “. . . in the twinkling of an eye, at the last trump: for the trumpet shall sound. . . .” The verse meets all requirements—it contains “eye,” “for,” and “an”—so *God Speed* reports it as a match.

Unlike some of the other software on the market, *God Speed* cannot perform sophisticated and lengthy searches based on logical ANDs, ORs, or NORs, but the program is so fast and simple to use that this is easy to forgive. You can manually toss out the verses that don't meet your criteria—and you might learn something in the process.

A menu bar across the top of the screen presents the program's four command choices: *Help*, *Find*, *Map*, and *Exit*. Press F for Find and then enter the word or words you want to look up. Press M for Map, and the program will show you a distribution for a word—“Love,” for example, appears 310 times in 280 verses. You can jump immediately to any book, chapter, or verse by entering its name: GEN 1:1 takes you to the familiar “In the beginning. . . .”

God Speed is distributed on seven 5¼-inch disks and requires a hard disk with 2.5 million free bytes to install; the program uses 256K of RAM memory. If you have a color display, the program will display the search words in blue and the words of Jesus in red. A smaller, less-expensive version (\$27) covers just the New Testament and can be run from a floppy-disk-based computer.

Apple And Pepsi

If you liked Lee Iacocca's book about his rescue of Chrysler—and enough of you did to keep it on the best-seller's list for several months—then you'll love John Sculley's book, *Odyssey*, about his adventures at Pepsi-Cola and Apple Computer.

Sculley began his business career as a fast-track executive at Pepsi. He was a shoo-in for the top job but was lured away to become President of Apple Computer by Steven Jobs, one of Apple's cofounders.

Sculley relates many wonderful inside stories about Pepsi and Apple. He tells how he once selected Coke over Pepsi in a blind-taste test; how he first met IBM's legendary Tom Watson, Jr., who swooped out of the clouds piloting his own stunt plane; how Big Blue sprays the apple trees at its corporate headquarters so they won't bear fruit and spoil the lawn.

More importantly, Sculley gives us an insider's view of the running of Apple Computer, how it stumbled and almost failed; and he tells of his painful rescue that cost him his friendship with Jobs. You'll be privy to the clashes in the board room and at the ad agency as Apple positioned itself to challenge IBM.

Even if you know nothing about computers, you'll enjoy this book—it's a good story, well told. Although at \$21.95 (Harper & Row, 450 pages), you might want to wait for the paperback edition and use your savings to buy my book, *A Quick and Easy Guide to Dow Jones News/Retrieval*, from COMPUTE! Books (\$10.95). It's not as long nor as entertaining as Mr. Sculley's, but it might help you locate the next Apple Computer. ©



Computers Of The Future

In the November 1987 issue of *COMPUTE!*, I challenged readers to imagine what computers would be like in the future. Many readers wrote me, and I'd like to share some of their images with you.

Wired To The Brain

The most popular image was of computers directly wired to the human brain. Georg Zimmer of Wauwatosa, Wisconsin, wrote that "the interface will look like a headband and will plug into your computer." He says the computer won't need a monitor since its sounds and images can be piped directly into the brain. It won't need a keyboard since you'll just need to think of something, and it will go directly into the computer.

Electronic entertainment will be much more realistic. In an adventure game, for example, Zimmer says, "It would be like you were actually crawling across a smoky battlefield. You could smell the smoke, feel the pain, hear the explosions, and taste your rations (yecch!)." Georg goes on to predict that "this device means the end of TV. Why watch *Magnum P. I.* when you can *be* *Magnum P. I.*?"

A New Birthright

C. E. Deckard predicted that "direct neural hookups will allow the computer to process visual and aural information for blind and deaf people. It's only a short step from that to 'a computer in every head' as the birthright of every true American."

Deckard's line of reasoning produced some interesting predictions. He forecasted that teachers will become a thing of the past since education in the future will consist of periodic "curriculum downloads" from a school computer to students' neural and home computers; and since the greatest teachers known to man will be fab-

ricated as expert systems on silicon chips and available to everyone via broadcast or as a "whim purchase" at the local 7-11.

The publishing industry, too, according to Deckard, is in a precarious position. "CD-ROM, CD-I, and WORM are clanging the death knell for the publishing business as we know it," he wrote. "Who can afford to keep (as I do) yards and yards of shelf space for printed books, when the entire contents of my library could be handled on a very small number of optical disks and include search algorithms that are a bunch better than my weary gourd?" As traditional publishers struggle or disappear, a new "clandestine cottage industry" will emerge which will use hi-res scanners to translate printed books and magazines into computer format.

Beneath The Skin

According to reader Wally Frisbie, computers in the future will invade the cosmetics industry: "They'll clear up your skin. And that's just the beginning." Wally foresaw a computer-brain interface in the form of microchips "implanted just beneath the skin in the head."

He predicted that home computers in the future will monitor the electrical signals emitted from a person's body cells and be capable of curing any illness while a person slept by altering the electrical signals and returning them to a normal, healthy pattern.

The Sensual Computer

Lucy Valka, of Haslett, Michigan, imagined a writer and an artist's computer of the future. According to her, "Since the computer can translate and process information so well, let's give it eyes, ears, and speech. For eyes, the computer needs two color cameras. They need to have auto focus, and low

lux, maybe even infrared and heat sensitivity.

"For musical applications, we should be able to record in quadraphonic sound from an orchestra or marching band." Lucy called for pocket-size computers which writers could use to record their ideas while they were walking down the street. The little computers would upload their information into the writer's main computer which Valka said would have access to all the libraries in the world and which could "multitask when a writer has a leap of imagination."

Almost everyone mentioned that computers in the future should have artificial intelligence (AI), but no one agreed on what that should be. James Whitmore, called for RI (Real Intelligence) instead of AI.

Whitmore even came up with an entire system which he called DORIS, based on VOS (Voice Operating System). DORIS would get her input not from keyboards but from an amazing array of scanners—including sonic scanners, motion scanners, video scanners, impulse scanners, analytic scanners, and energy scanners. DORIS would not use a monitor. Instead she would use a variable beam generator to produce a "virtual screen" made of colorful 3-D holograms.

A New Attitude

Ramona Boger, an accountant in Spokane, Washington, didn't ask for her future computer to be intelligent, just forgiving. She wanted her computer to keep letting her make mistakes without complaining or mocking her. "Ten years from now," she writes, "I hope my computer will not change its attitude toward me, and will never tire of me. The programs, the speed, the versatility is bound to be exciting and productive, but the machine will still be my best friend." ©



The Trojan Wars

Telecomputing and the sharing of public domain data is a way of life for hundreds of thousands of computer users. Unfortunately, a handful of miscreants seem to want to share their misery with the rest of us as well. These antisocial folks write programs intended to wreak havoc on innocent users and their computer systems. Such programs, which masquerade as useful code, are often referred to as "Trojan horses" and have been around for years. As the popularity of modems and downloading public domain programs from computer bulletin boards and information services increases, the chances that the average user will encounter a Trojan Horse also increases.

A nondescript BASIC statement for the Commodore PET is generally credited as being the first Trojan program. The one-line program could actually damage the system's hardware, due to a design flaw in the PET. Since then, most Trojan programs have concentrated on corrupting data stored on disks.

One recent Trojan horse program was even widely rumored to have been created by a less-than-responsible copy-protection firm. The Trojan's description professed that it would remove a particular proprietary copy-protection scheme. Upon invocation, the program would prompt the user to insert the original copy-protected disk and then would erase all disk space that the system could access. After the erasure, a stern lecture on the evils of disobeying the terms of software licenses was displayed.

Computer Virus

"Viruses" are a new variant of Trojan Horse programs that are more difficult to detect and control. When virus programs are run, they typically inject a lethal bit of code into a file or disk location used by

your computer's operating system. Viruses even have an "incubation period" which is controlled by a counter within the infecting code. During incubation, the virus will attempt to spread itself to any media that is inserted in or attached to the infected system.

The first microcomputer virus appeared late in 1987 and managed to infect thousands of Amiga computer systems. Thankfully, the Amiga virus was relatively benign. The Amiga virus's mission in life is to write itself to the hidden boot block on Amiga floppy disks, and, after infecting a number of disks, flash the message "Your computer has a virus" on the user's screen. Shortly after the virus was detected, a "cure" program was written that could detect and remove the virus from infected disks (for more on this topic, see "The Amiga Virus," elsewhere in this issue).

It didn't take long for a new, more virulent bug aimed at IBM PCs and compatibles to show up. The PC virus inserts itself onto one of DOS's disk files and goes into incubation. It waits until it replicates itself four times and then attempts to wipe out every file it can lay its binary fingers on.

How To Protect Yourself

So what is the average telecomputer to do? While some may choose to abstain completely from downloading or accepting public domain program files from acquaintances, such behavior is contrary to the norm of the computing community at large. If forswearing shared data is not compatible with your computing style, there are a number of precautions you can take to minimize the danger involved.

1. Know where you're getting your data. Restrict your downloading activity to commercial information services and bulletin boards

that you know and trust. While dialing into new and far away systems is a lot of fun, it's often impossible to tell how closely system operators screen their files.

2. Try to be selective. Resist the temptation to immediately grab every new program that comes available. If you insist on being a downloading pioneer, be prepared for the occasional arrow in the back.

3. Take steps to protect your system. Make liberal use of write-protect tabs on your floppies. Hard disks usually cannot be physically write-protected but can often be logically protected by "anti-Trojan" programs that inhibit disk write activity or intercept updates to critical operating system files (ironically, one such "anti-Trojan" has turned out to be a cleverly disguised destructive program).

4. Backup is your best defense. Backup data regularly and keep multiple backups to insure that if you do encounter a virus, you can fall back to a clean operating environment. Keep the original disks from commercial publishers in pristine (write-protected) condition as a base to build upon if all else fails.

All warnings considered, it's important to keep the magnitude of the problem in perspective. In over ten years of regular telecomputing, using many different types of systems, I have encountered only a single Trojan horse program. While the experience of having one of my hard disks wiped clean in early 1986 was decidedly unpleasant, the would-be catastrophe was mitigated to an inconvenience by the availability of a system backup I had luckily made the day before.

Even so, this Achilles has traded his thongs for combat boots and remembers to beware of geeks bearing gifts. ©



Third-Party Hardware And Software

In my last column, I discussed the new Amiga products Commodore was showing at the fall COMDEX. There are, however, many new products on the horizon from third-party developers as well.

In the hardware category, NewTek is developing a product to rival Commodore's Professional Video Adapter for the Amiga 2000. Dubbed the Video Toaster, this product will, like the PVA, include a realtime color digitizer, genlock interface, and field store for freezing single frames from live video. In addition, NewTek's board will come with software for realtime digital special effects.

For example, NewTek demonstrated a live video image enclosed in a tumbling frame. They also showed a live video image being mapped around a sphere and other special effects like pixelization. At about \$800, the Video Toaster should challenge the PVA when it appears sometime in the second quarter of 1988. NewTek is working on a number of new products, including a rumored Digi-View II—a \$300 color frame grabber.

A Faster Amiga

Finally Technologies was showing off its Hurricane Accelerator board, a 68020 card for the 1000. This card plugs into the 68000 processor slot, and it provides a 14-MHz 68020 processor and 16-MHz 68881 coprocessor. An optional board holds up to two megabytes of 32-bit dynamic RAM. Finally Technologies claims that the Hurricane runs all standard Amiga software packages from four to eight times normal speed. The board will be available for the 500 and 2000 as well and will cost approximately \$1,000 including the 68020 and 68881 chips. The optional 32-bit memory will also be in the neighborhood of \$1,000. Finally Technologies also

displayed the FourInOne expansion box for the 1000, which includes a DMA SCSI controller, 512K of fast RAM, and a clock/calendar for \$700. Finally Technologies expects to sell versions of this box for the 500 and 2000, which would add to the list of hardware manufacturers making DMA SCSI controllers for the new machines. This list includes Phoenix, Pacific Peripherals, and Supra.

In another encouraging hardware development, Progressive Peripherals came out with the first third-party floppy drive for the Amiga. The ProDrive external drive is less expensive than the Amiga 1010, quieter, and quite small—only a bit larger than the bare drive itself. It also comes with a longer cable than the Amiga drive, making it more convenient for use with the 500. However, unlike the Amiga external drive, this one has no pass-through for additional drives, so it must be the last drive in the chain. This should present no problem for owners of the 500; the 500's power supply is really not meant to support more than one external drive.

The small power budget of the 500 means that owners of that machine should be careful about the peripherals they add. Low-power devices like the Digi-View digitizer and audio digitizers should work, but Commodore does not recommend use of higher-power boards, like internal memory cards which take their power from the 500. While some power supplies may have enough power to support these cards, Commodore does not guarantee that future supplies will.

To be on the safe side, owners of the 500 should look for peripherals that come with their own power supplies. One such add-on is the Byte Box, from Byte-by-Byte. This \$300 (OK) memory-expansion module plugs into 500's external bus

connector and accepts 256K RAM chips for expansion from 512K to two megabytes of fast memory. Byte-by-Byte has made it very easy for the user to add memory chips to the Byte Box. They've even included a diagnostic program that displays the exact location of any chips that are bad or are improperly installed.

New Software

There's plenty of new software in store for Amiga owners as well. Progressive Peripherals was previewing *Superbase Professional*, a powerful new version of its popular database. It adds such features as keyboard macros, a database programming language, a forms editor, and a text editor with mail-merge. These new features mean that you can design a screen display that mixes data fields from separate, linked databases, and that mixes text with graphics on the same screen. Reports can be designed graphically onscreen. You can even design your own pull-down menus to replace the standard *Superbase* menus, and you can custom-tailor data-entry screens. *Superbase Professional* appears to be worth the wait.

Some familiar products have taken on a new look and/or new distributors. ITC, of *Textcraft* fame, had been working on *DeluxeWrite* for Electronic Arts but decided to market it as *KindWords* through its own subsidiary, the Disc Company. This package is like an enhanced version of *Textcraft Plus*, featuring a spell checker, graphics capabilities, and detailed graphics printer fonts.

Softwood has added a word processor to its *File* program, which will now be distributed by Brown-Wagh as *Write and File*. Brown-Wagh has also announced that they will soon release *Publisher Plus* to replace *Publisher 1000*. The new version will support laser printers and will not be copy-protected. ©

ST Disk Directory Entry

Byte number	Contents
0-10	Name and extension
11	Attribute
12-21	Reserved for future use
22-23	Time of creation
24-25	Date of creation
26-27	Beginning cluster
28-31	Size

In addition to existing files, the directory shows files that have been deleted. With a little experimentation, you ought to be able to deduce how GEMDOS marks a deleted file. (Hint: Look at the first character of the filename.)

Disk storage is a large topic, one that can easily fill a book. If you get interested in the subject, take a look at *ST Disk Drives: Inside and Out*, published by Abacus Books. I can't recommend this book wholeheartedly, since it does have its share of flaws. Nevertheless, it contains lots of information that's not easily available from any other source.

Disk Peek

For instructions on entering this program, please refer to "COMPUTE's Guide to Typing in Programs" elsewhere in this issue.

```
' DISKPEEK.BAS Examine ST disk sectors<
'<
floprd=8 ! XBIOS routine 8 (Floprd) reads
a disk sector<
drvnum=0 ! Drive 0 = A:, 1 = B:<
sidenum=0 ! Double-sided disks have sides
0 and 1<
numsects=1 ! Number of sectors to read with
each Floprd call<
dum=0 ! Dummy parameter for Floprd cal
1<
'<
new_sector: ! Read the specified track and s
ector<
CLS<
blok$=STRING$(512,0) ! 512-byte space for sec
tor contents<
INPUT "Track number (0-79)";trknum ! Track w
e want to read<
INPUT "Sector number (1- 9)";secnum ! Sector
we want to read<
' Flag illegal track/sector choice<
IF trknum<0 OR trknum>79 OR secnum<1 OR secnum
>9 THEN<
alrt$="Illegal track (" +STR$(trknum)+")!or s
ector (" +STR$(secnum)+")"<
ALERT 1,alrt$,1,"Oops",dum<
GOTO new_sector<
ENDIF<
' Call the XBIOS routine Floprd to read a disk
sector.<
result=XBIOS(floprd,L:VARPTR(blok$),L:dum,drvnu
m,secnum,trknum,sidenum,numsects)<
' Check for a disk error. Return code of zero
means no error occurred.<
IF result<>0 THEN<
ALERT 1,"Disk error!!Gotta go.",1,"OK",dummy
<
END<
ENDIF<
start=0<
'<
sho_loop: ! Display sector contents<
CLS<
PRINT SPACE$(10);"Track: ";trknum;SPACE$(5);"S
ector: ";secnum;<
PRINT SPACE$(5);"Bytes ";start;"-";start+255<
offset=start<
PRINT<
```

```
FOR j=0 TO 15<
offset$=HEX$(offset)<
WHILE LEN(offset$)<4<
offset$="0"+offset$<
WEND<
PRINT offset$;" ":" ";<
offset=offset+16<
ask$=""<
byt$=""<
FOR k=0 TO 15<
x=PEEK(VARPTR(blok$)+start+(16*j)+k)<
byt$=byt$+CHR$(x)<
IF x<16 THEN<
ask$=ask$+"0"<
ENDIF<
ask$=ask$+HEX$(x)+" "<
NEXT k<
PRINT ask$;<
FOR k=1 TO 16<
x$=MID$(byt$,k,1)<
IF x$<CHR$(33) OR x$>"z" THEN<
PRINT ".";<
ELSE<
PRINT x$;<
ENDIF<
NEXT k<
PRINT<
NEXT j<
PRINT<
PRINT "Press SPACE for bytes 0-255 of this
sector"<
PRINT " RETURN for bytes 256-512 of this
sector"<
PRINT " ESC for a different track and
sector"<
PRINT " CTRL-SHIFT-ALT to quit"<
get_a_key:<
ky$=""<
WHILE ky$="" ! Wait for a keypress.<
ky$=INKEY$<
WEND<
IF ky$=CHR$(27) THEN ! You pressed ESC.<
GOTO new_sector ! Choose new track/secto
r.<
ENDIF<
IF ky$=CHR$(13) AND start=0 THEN<
start=256 ! View bytes 256-511 of this sect
or<
GOTO sho_loop<
ENDIF<
IF ky$=CHR$(32) AND start=256 THEN<
start=0 ! View bytes 0-255 of this sector<
GOTO sho_loop<
ENDIF<
GOTO get_a_key<
```

©

To receive additional information from advertisers in this issue, use the handy reader service cards in the back of the magazine.



More On Structure

In last month's column, I discussed structured data types. In the program listing, I then used a large string and its substrings to simulate an array of records. This month, I will continue my efforts to help you write more structured programs, but first I'll make some general comments on Atari BASIC strings.

I think that last month's program demonstrates that long strings can be just as powerful as string arrays. I would expect that program to operate at least as quickly as an equivalent Microsoft BASIC program using string arrays, because the typical Microsoft implementation goes through a lot of overhead generating and reclaiming dynamic strings. In that example, we were inserting new records into our string structure. If we had been deleting records, Atari BASIC really would have shone. For example, suppose we have a string filled with 50-character pseudorecords. To delete the third such record, we could simply do this:

```
RECORD$(101) = RECORD$(151)
```

Presto! All records are moved up one spot, and the third one is gone.

A small sidetrack: Unfortunately, one failing of Atari BASIC is that it has no built-in way to conveniently save and restore such long strings to and from disk. The most common output method is to PRINT# such a string, but that doesn't help a lot, since INPUT# is limited to no more than 255 bytes per line. I have seen many users resort to using a FOR/NEXT loop to PRINT# or INPUT# the individual pseudorecords one at a time. That works, but it certainly slows down disk I/O speed. In BASIC XL and BASIC XE, we added a pair of special statements for this purpose (BPUT# and BGET#, where the B stands for *Block* or *Buffer*), but you can accomplish the same thing in Atari BASIC with a pair of fairly

short USR assembly language subroutines. (These routines have been published several times, and I won't repeat them this month.)

Out Of Sorts

To continue my discussion of how to achieve structured data features in Atari BASIC, I call your attention to Program 1. Study it, type it in, and run it. It is a fairly clumsy but working record-sort routine. That is, it sorts the kinds of pseudorecord strings that we also used in last month's program. (Incidentally, I have used the worst of all possible sort algorithms: the bubble sort. Please, if you are serious about sorting your data, learn a couple of other methods, such as the heap sort, Shell sort, and quicksort. Why do I use the bubble sort? Because it is the smallest and easiest to demonstrate. Or maybe because I'm just lazy.)

As you study that listing, pay attention to lines 230-260, where the tests and swaps necessary to any sort routine are made. Because I purposefully organized the data in my array of pseudorecords in the worst possible way (for a bubble sort, at least), the IF test will never branch around the swap, and we will make more than 4900 of these string swaps. Surely there must be a better way.

Pointing The Finger

Time to introduce another concept from the structured languages. In any computer language, moving blocks of data around (whether records, pictures, disk blocks, or whatever) is time-consuming. So most programs don't actually move the data. Instead, they move pointers to the data.

What is a pointer? Quite simply, a pointer is a variable that contains the address of another variable. Atari BASIC allows only one *explicit* kind of pointer—the ADR function that gives the address of a string. And, indeed,

many programmers use ADR as a pointer when they pass the address of a string to an assembly language subroutine. (Imagine having to pass the bytes of a string through a series of POKEs.)

But there is another, hidden kind of pointer in almost any computer language: array and string indices. As an example, if the record data we are working on is *always* within a particular string, for example, then we need only know the relative position of a given record within the string in order to obtain its information. We most likely do not care about the actual physical memory address of the data.

Merge the lines shown in Program 2 to those already in place in Program 1 (deleting the three lines noted) and study the results of using implicit pointers. There is (rather obviously) little difference between the two programs. Instead of swapping actual substring pseudorecords, we are now swapping only the indices into the master string. When you run this second version, you should notice a speed improvement of almost 2:1. (I got 70.8 seconds versus 135.3 seconds, but that was done using the FAST mode of BASIC XL. Your times will likely be slower.)

As clever as this trick is, it does not answer all of a programmer's needs. Suppose, for example, that the data to be sorted resides in two or three different arrays. The logistics in BASIC get complicated. In a language with more data structuring capabilities, where a pointer can point to a given record type no matter where the record might be, such a division of data would probably make virtually no difference on program speed.

Enough for this month. Next month, we will go back to the acrostics puzzle of the December issue, since it generated more mail

for me than any topic in recent months. If I have managed to convince you that records and pointers are valuable tools, wait until you see my proposed solution to the acrostics problem!

Program 1

```

BD 100 DIM TEST$(10000),TEMP
$(100),BLANK$(100)
NK 110 BLANK$=" ":BLANK$(100)
)=" ":BLANK$(2)=BLANK$
NI 120 FOR R1=0 TO 99:RPTR=R
1*100+1
GO 130 TEST$(RPTR)="THIS IS
RECORD NUMBER "
MP 140 TEMP$=STR$(199-R1):TE
MP$(4)=BLANK$
DH 150 TEST$(RPTR+22)=TEMP$(
2)
FJ 160 NEXT R1
IF 170 REM OUT OF ORDER...SO
RT THEM
LF 180 POKE 20,0:POKE 19,0
BP 190 FOR R1=98 TO 0 STEP -
1
JA 200 FOR R2=0 TO R1
JC 210 PTR1=R2*100+1
NH 220 PTR2=PTR1+100
NC 230 IF TEST$(PTR1,PTR1+99
)<TEST$(PTR2,PTR2+99)
THEN 270
PJ 240 TEMP$=TEST$(PTR1,PTR1
+99)
GO 250 TEST$(PTR1,PTR1+99)=T
EST$(PTR2,PTR2+99)
PN 260 TEST$(PTR2,PTR2+99)=T
EMP$
FN 270 NEXT R2
NA 280 PRINT "*";
FN 290 NEXT R1
CA 300 PRINT
BF 310 TICK=PEEK(20):TOCK=PE
EK(19):IF TICK<>PEEK(
20) THEN 310
EP 320 TIME=TICK+256*TOCK
BC 330 PRINT "THAT TOOK ";TI
ME/60;" SECONDS"
CE 340 PRINT "HIT RETURN TO
SEE LIST ";
IC 350 INPUT TEMP$
ND 360 FOR R1=0 TO 99:RPTR=R
1*100+1
DF 370 PRINT TEST$(RPTR,RPTR
+99)
FN 380 NEXT R1

```

Program 2

```

CJ 105 DIM RPT(99)
DH 125 RPT(R1)=RPTR
NC 210 PTR1=RPT(R2)
CA 220 PTR2=RPT(R2+1)
CA 230 IF TEST$(PTR1,PTR1+99
)>TEST$(PTR2,PTR2+99)
THEN RPT(R2)=PTR2:RP
T(R2+1)=PTR1
CN 240 REM DELETE
PE 250 REM THESE
EL 260 REM 3 LINES!
ND 360 FOR R1=0 TO 99:RPTR=R
PT(R1)

```

Cursor Plus

Emmanuel Gendrano and Greg Knauss

Add even more power to the Atari 400, 800, XL, and XE editor device. Compatible with most environments and programs.

Atari computers have the most powerful screen editing features of any eight-bit computer. "Cursor Plus" extends the editor even further, adding functions to move the cursor by one word, change the case of an entire screen line, delete the remainder of the line, and more.

Cursor Plus is compatible with most programs that use the E: editor device. This includes Atari BASIC, BASIC XL, MAC/65, and other environments. It *does not* include programs that use their own editors, such as *Action!*, *Atariwriter*, and Atari's *MEDIT* editor.

Typing It In

Cursor Plus works on all Atari eight-bit computers. Type it in and save it to tape or disk. The program is written in BASIC, but it creates a machine language program when it is run.

After saving the program, type RUN. You'll be asked if you want to save a copy or install it in memory. If you have a disk system, you must choose the option to save a copy. The program asks for a filename with which to save Cursor Plus. Be sure to use a name that's different from the one you used to save the creator program. After the machine language program has been written to disk, you can install Cursor Plus by going to DOS and using the L option to load it. Alternatively, you can name the file AUTORUN.SYS, causing the program to install automatically whenever you boot up the computer.

If you have a tape system, choose the memory option.

The New Editor

When you're using Cursor Plus, all of the regular cursor movement and editing capabilities are still in effect. In addition, Cursor Plus adds the following controls:

- **Control-ESC** Go to the end of the line. This command moves the cursor to the end of the physical screen line (not the logical line).
- **Control-Shift-RETURN** Go to the beginning of the line. This command moves the cursor to the beginning of the physical screen line. It does not enter the line, as a regular RETURN would.
- **Control-Shift-(minus sign)** Go to previous word. This command moves the cursor to the word immediately to the left of the current cursor position.
- **Control-Shift-(equals sign)** Go to next word. This command moves the cursor to the word immediately to the right of the current cursor.
- **Control-Shift-SPACE** Delete to end of physical line. This command deletes everything after the current cursor position to the end of the line.
- **Control-Shift-Caps** Change case of the rest of the physical line. This command begins at the current cursor position and changes all lowercase letters to uppercase and all uppercase letters to lowercase. Single words can be changed by cursoring to the beginning of the word, changing the case of the rest of the line, cursoring to the next word, and changing the case again.
- **Control-Shift-Inverse** Change regular text to inverted text and inverted text to regular text. This command is similar in operation to the change case command. It begins at the current cursor position and changes the high bit of all of the text to the end of the physical line, thus, changing inverted letters (blue on white) to normal letters

(white on blue), and back.

• **Shift-Inverse** Change case of one letter. This command is similar to Control-Shift-Caps, except that it changes the case of only one character. This keypress also advances the cursor by one character, so you can repeatedly press Shift-Inverse to change the case of a range of characters.

• **Control-Inverse** Change one character from normal text to inverted text, or back. This command is similar to Control-Shift-Inverse, but it changes the high bit of only one character. Like Shift-Inverse, it advances the cursor, making it easy to change a range of characters.

• **Control-Clear** Move cursor to the home position (top left of screen). This command normally clears the screen. In Cursor Plus, however, it simply moves the cursor to home without clearing the screen. Use Shift-Clear to clear the screen.

• **Control-Shift-Clear** This command places the cursor in the middle of the screen.

Cursor Plus survives SYSTEM RESET. Disable it by turning off the computer. This is the only way to recover the memory used by the program.

Cursor Plus Creator

```
MH 1000 REM CURSOR PLUS
MH 1010 REM COPYRIGHT 1988 C
        OMPUTE! PUB.
LB 1020 REM ALL RIGHTS RESER
        VED
AI 1030 REM D:CURSOR.BAS
KB 1040 DIM ID$(15):OPEN #1,
        12,0,"E:"
DJ 1050 POKE 710,0:POKE 82,1
HP 1060 ? "(CLEAR)(2 DOWN)
        {TAB}{6 SPACES}CURSOR
        PLUS(7 SPACES)
        {DOWN}"
PC 1070 ? "(TAB)COPYRIGHT 19
        88 COMPUTE! (3 DOWN)
        "
PA 1080 ? " OPTION to cre
        ate object file
        {DOWN}"
IH 1090 ? " SELECT to ins
        tall CURSOR+(3 DOWN)
        "
MP 1100 CN=PEEK(53279):IF CN
        =7 THEN 1100
MH 1110 POKE 53279,0:REM c11
        ck
AD 1120 IF CN=3 THEN 1150:RE
        M make
GP 1130 IF CN=5 THEN 1240:RE
        M do it now
MB 1140 GOTO 1100
FP 1150 REM CREATE FILE
PH 1160 ? "Enter DEVICE:FILE
        SPEC ";
AD 1170 INPUT #1, ID$:
```

```
CM 1180 CLOSE #3:TRAP 1320:D
        PEN #3,8,0,ID$
OP 1190 RESTORE
CM 1200 READ D:IF D<>-1 THEN
        PUT #3,D:GOTO 1200
HD 1210 CLOSE #3:?" DONE"
HK 1220 GOTO 1350:REM Wait
JN 1230 END
BD 1240 REM INSTALL IT now
KE 1250 ? :IF PEEK(145)>=96
        THEN ? "Memory conf1
        ict!":GOTO 1350
BE 1260 ? "LOADING AT... ";:
        RESTORE :READ L,D
BD 1270 READ L,D:X=L+D*256:A
        =X:?" X:GOTO 1290
EB 1280 READ L,D:A=L+D*256:I
        F L=-1 THEN L=USR(X+
        3)
NP 1290 READ L,D:B=L+D*256
NO 1300 FOR L=A TO B:READ D:
        POKE L,D:NEXT L
EC 1310 ? :GOTO 1280
ML 1320 REM ERROR TRAP
KB 1330 IF PEEK(195)=130 THE
        N ? "BAD DEVICE":GOT
        O 1350
PK 1340 ? "***ERROR - ";PEE
        K(195)
CC 1350 REM WAIT
DB 1360 ? :?"Press RETURN t
        o continue ";
IH 1370 INPUT #1, ID$
OP 1380 GOTO 1060:REM restar
        t
PH 1390 REM DEC DATA
DL 1400 DATA 255,255,0,96,25
        1,96,76,201,97,104,1
        69,160,72,169,0,72,1
        33,8,240,242,67,85,8
        2,83
ME 1410 DATA 79,82,43,32,32,
        86,69,82,83,73,79,78
        ,32,51,46,48,32,32,5
        6,45,49,45,56,55
MJ 1420 DATA 155,138,72,152,
        72,160,10,173,9,210,
        217,165,97,240,10,13
        6,16,248,104,168,104
        ,170,76,190
LB 1430 DATA 255,165,88,72,1
        65,89,72,166,84,240,
        16,24,169,40,101,88,
        133,88,169,0,101,89,
        133,89
LA 1440 DATA 202,208,240,240
        ,61,169,23,164,82,13
        3,84,132,85,169,143,
        208,96,160,20,169,10
        ,208,242,164
DB 1450 DATA 83,177,88,41,12
        7,208,69,136,177,88,
        41,127,208,71,196,82
        ,240,2,176,243,164,8
        3,16,61
DA 1460 DATA 169,0,133,93,16
        0,39,196,85,144,5,14
        5,88,136,16,247,56,1
        76,35,152,240,192,13
        6,240,201
CG 1470 DATA 136,240,204,136
        ,240,222,136,240,223
        ,136,240,44,136,240,
        43,136,240,70,136,24
        0,80,136,240,56
JF 1480 DATA 208,122,164,85,
        136,196,82,176,4,176
        ,172,164,83,132,85,1
        69,135,141,252,2,104
        ,133,89,104
KF 1490 DATA 133,88,104,168,
        104,170,104,64,162,1
        28,165,93,73,128,133
```

```
,93,232,48,228,164,8
3,177,88,73
ML 1500 DATA 128,145,88,136,
        196,85,240,202,240,7
        2,176,241,144,196,14
        4,140,164,85,252,96,
        247,97,16,11
LA 1510 DATA 173,9,210,201,1
        03,240,196,208,181,1
        64,83,177,88,170,41,
        63,201,33,144,13,144
        ,179,144,168
WJ 1520 DATA 201,59,176,5,13
        8,73,64,145,88,196,8
        5,240,3,136,16,227,1
        38,209,88,240,211,16
        5,93,73
MH 1530 DATA 64,133,93,56,17
        6,202,176,141,208,53
        ,164,83,16,139,164,8
        5,136,48,247,177,88,
        41,63,201
EI 1540 DATA 16,176,17,136,4
        8,236,177,88,41,63,2
        01,16,176,6,196,82,1
        76,241,144,158,136,4
        8,219,177
LK 1550 DATA 88,41,63,201,16
        ,144,173,192,0,16,24
        1,48,205,144,167,164
        ,85,200,177,88,41,63
        ,201,16
LE 1560 DATA 144,18,201,26,1
        44,8,201,32,144,10,2
        01,59,176,6,196,83,1
        44,231,176,25,200,17
        7,88,41
JH 1570 DATA 63,201,16,144,1
        2,201,26,144,212,201
        ,32,144,4,201,59,144
        ,204,196,83,144,231,
        176,143
DE 1580 DATA 182,246,156,204
        ,225,167,231,103,252
        ,206,207
KL 1581 REM HOME,MIDHOME,END
        LINE,STARTLINE,ZEROL
        INE,INVERSE,INVERSEL
        INE,CAPS,CAPSLINE,WO
        RDLEFT,WORDRIGHT
BD 1585 DATA 169,0,141,8,2,1
        69,0,141,9,2,169,0,1
        33,2
HM 1590 DATA 169,0,133,3,165
        ,9,9,2,133,9,96,173,
        8,2,141,65,96,173,9,
        2,141,66,96,173
HM 1600 DATA 231,2,133,0,141
        ,177,97,173,232,2,13
        3,1,141,182,97,24,16
        5,0,105,133,141,187,
        97,165
LI 1610 DATA 1,105,1,141,191
        ,97,24,165,0,105,248
        ,97,67,98,122,141,53
        ,96,165,1,105,1,141,
        54
AJ 1620 DATA 96,160,0,185,43
        ,96,145,0,136,208,24
        8,238,7,98,230,1,173
        ,7,98,201,98,144,236
        ,24
ED 1630 DATA 169,160,109,231
        ,2,141,231,2,169,1,1
        09,232,2,141,232,2,1
        69,14,141,68,3,169,9
        6,141
DL 1640 DATA 69,3,141,73,3,1
        69,9,141,66,3,162,0,
        32,86,228,76,176,97,
        224,2,225,2,201,97,-
        1,-1
FI 1650 END :REM END ©
```

Math Graphics For The IBM PC

Jay Seaver

If you think that math is boring, then you have a pleasant surprise in store. With these two programs you can either custom design your own dazzling Math Graphics or you can sit back, let the computer do all the work, and enjoy a beautiful graphics show. A color/graphics adapter or equivalent hardware is required, along with BASICA for the PC or GW-BASIC for compatibles.

While your computer can't create pictures without a paint program, a graphic pattern—which can be the result of a mathematical formula—is often surprisingly easy to create. In fact, if you have a flexible formula, you can create thousands of images by simply varying the formula.

One program that has done this well is "Math Graphics," versions of which have been published in COMPUTE! for three different computers: Amiga, Apple II series, and Atari ST. Because of the beautiful graphics generated by this program, I decided to design a PC version, but with a major enhancement, "Math Graphics Construction Set."

Getting Started


Since both "Demo" (Program 1) and "Construction Set" (Program 2) are written entirely in BASIC, just type each one in and save a copy of each to disk. To see the demonstration program, load it, type RUN, sit back, and enjoy.

If the demonstration program piques your interest in creating graphics of your own, you'll want

to explore the Construction Set program. When you first run the Construction Set, you'll see a large menu. Understanding this menu is the key to using the program.

Constructing Math Graphics

When you first run the Construction Set, the menu's 19 numbered options have values assigned to them. The prompt at the bottom of the screen asks you to *Enter number to modify, 20 to RUN, 21 to QUIT*. By



Several complex geometric designs are showcased in the "Math Graphics" demo program.



The "Math Graphics Construction Set" offers a menu that makes it easy to change parameters for altering images.

typing the number of one of the options and then, when prompted, the new value you wish to assign it, you change the way the final picture is formed. To see the default Math Graphic, choose option 20 from the menu. If you want to return to the menu before the Math Graphic is finished forming, simply press any key. Let's take a look at each option.

Options 1-4 are the R values, which define the shape of the graphic. Note that R1, R2, R3, and R4 modify X1, Y1, X2, and Y2, respectively. To get an idea of how to use the construction set, change the value of Option 1 to 20 and then view the graphic.

Options 5 and 6 define the limits of the theta loop in terms of π . If the difference between these values is exactly 2, the picture will be drawn once and won't be retraced. If the difference is more than 2, parts or all of the picture will be retraced and will change color. If the difference is less than 2, an incomplete drawing will result.

Option 7's value is divided into π to determine how quickly the theta loop proceeds from one end to the other. If Option 6 is less than Option 5, Option 7 should be a negative number. To see how this parameter changes the image, try changing the value of Option 7 to 8 and view the graphic.

Options 8-11 are the offsets for X1, Y1, X2, and Y2, respectively. Because each value is divided into π , the lower the number, the larger the offset. The default for these options is 10,000, so any offset will be

imperceptible.

Options 12 and 13 are the start and end of a second theta loop. Use these options like 5 and 6 above.

Option 14 is the increment for the second theta loop. Use it just like Option 7.

Options 15-18 decide which theta loops X1, Y1, X2, and Y2 will use. If you don't want to use the second theta loop at all, set all of these to 1. Changing these values can produce dramatic, exciting changes in your graphics. For example, exit the program by choosing option 21 from the menu and type RUN (or Press F2), so you'll start with the Construction Set's default values in place. Now change Option 13 to 6, so you'll have a second theta-loop value, and change both Options 15 and 18 to 2, so they each use the second loop. Now you can view the graphic.

Option 19 lets you choose which color palette to use. It accepts a number from 0 to 3. See the table for the colors associated with each number.

Color Palette Numbers

Palette	Colors
0	green, maroon, brown
1	pale green, purple, white
2	green, pink, brown
3	pale green, red, white

Option 20 displays the current graphic. Option 21 returns you to BASIC.

For instructions on entering these programs, please refer to "COMPUTE!'s Guide to Typing in Programs" elsewhere in this issue.

Program 1: Math Graphics Demo

```

00 100 KEY OFF
01 110 ' Mathgraphics For the IBM PC
HL 120 ' Copyright 1988 COMPUTE! Publications, Inc. -- All Rights Reserved
0J 130 CLS:WIDTH 40:LOCATE 1,10:PRINT"MathGraphics Demo
60 140 LOCATE 3, 1:PRINT"Copyright 1988 COMPUTE! Publ., Inc."
LK 150 LOCATE 4,9:PRINT"All Rights Reserved"
0J 160 LOCATE 22,8:PRINT"Press Any Key To Begin"
EG 170 K$=INKEY$:IF K$="" THEN 170
CB 180 GOSUB 2320
NO 190 ' Module #1 - RightOvals
IJ 200 R1=150:R2=25:R3=25:R4=85
JN 210 INC=PI/64
PL 220 FOR THETA=0 TO PI*4 STEP INC
CO 230 X1=FNPOLARX(R1,THETA)

```

```

FJ 240 Y1=FNPOLARX(R2,THETA)
JE 250 X2=FNPOLARX(R3,THETA+PI)
HP 260 Y2=FNPOLARX(R4,THETA+PI)
LD 270 KOLOR=KOLOR+1:IF KOLOR=4 THEN KOLOR=1
8I 280 LINE (X1,Y1)-(X2,Y2),KOLOR
OR
0D 290 NEXT THETA
8B 300 GOSUB 2380
FO 310 'Module #2 - SideOvals
0B 320 R1=150:R2=35:R3=65:R4=85
LN 330 INC=PI/64:OFFSET=PI/3
JD 340 FOR THETA=1 TO 6*PI STEP INC
CO 350 X1=FNPOLARX(R1,THETA)
FO 360 Y1=FNPOLARX(R2,THETA)
FB 370 X2=FNPOLARX(R3,THETA+OFFSET)
IP 380 Y2=FNPOLARX(R4,THETA)
NI 390 KOLOR=KOLOR+1:IF KOLOR=4 THEN KOLOR=1
FK 400 LINE (X1,Y1)-(X2,Y2),KOLOR
OR
NF 410 NEXT THETA
8B 420 GOSUB 2380
JC 430 'Module #3 - TwistedBand
0B 440 R1=150:R2=35:R3=65:R4=85
LC 450 INC=PI/64:OFFSET=PI/3
KI 460 FOR THETA=1 TO 6*PI STEP INC
DI 470 X1=FNPOLARX(R1,THETA)
FD 480 Y1=FNPOLARX(R2,THETA)
GJ 490 X2=FNPOLARX(R3,THETA)
HO 500 Y2=FNPOLARX(R4,THETA+OFFSET)
LK 510 KOLOR=KOLOR+1:IF KOLOR=4 THEN KOLOR=1
FP 520 LINE (X1,Y1)-(X2,Y2),KOLOR
OR
8F 530 NEXT THETA
HL 540 GOSUB 2380
8F 550 'Module #4 - TiltedOvals
PL 560 R1=150:R2=35:R3=65:R4=85
LH 570 INC=PI/64:OFFSET=PI/3
KM 580 FOR THETA=1 TO 6*PI STEP INC
PC 590 X1=FNPOLARX(R1,THETA+OFFSET)
QH 600 Y1=FNPOLARX(R2,THETA)
AC 610 X2=FNPOLARX(R3,THETA)
DK 620 Y2=FNPOLARX(R4,THETA)
CD 630 KOLOR=KOLOR+1:IF KOLOR=4 THEN KOLOR=1
HK 640 LINE (X1,Y1)-(X2,Y2),KOLOR
OR
HK 650 NEXT THETA
HA 660 GOSUB 2380
DL 670 'Module #5 - StretchedOvals
PA 680 R1=150:R2=35:R3=65:R4=85
MA 690 INC=PI/64:OFFSET=PI/3
JP 700 FOR THETA=1 TO 6*PI STEP INC
CP 710 X1=FNPOLARX(R1,THETA)
EH 720 Y1=FNPOLARX(R2,THETA+OFFSET)
FA 730 X2=FNPOLARX(R3,THETA)
IL 740 Y2=FNPOLARX(R4,THETA)
LE 750 KOLOR=KOLOR+1:IF KOLOR=4 THEN KOLOR=1
GJ 760 LINE (X1,Y1)-(X2,Y2),KOLOR
OR
OE 770 NEXT THETA
HF 780 GOSUB 2380
HO 790 'Module #6 - MultiLobes
DL 800 R1=100
EN 810 INC=PI/128
IB 820 LOBES=4
GP 830 FOR THETA=0 TO 4*PI STEP INC
FX 840 R2=R1*SIN(LOBES*THETA)
EL 850 X1=FNPOLARX(R2,THETA)
FD 860 Y1=FNPOLARX(R2,THETA)

```

```

NW 870 KOLOR=KOLOR+1:IF KOLOR=4 THEN KOLOR=1
PP 880 LINE (XCENTER,YCENTER)-(X1,Y1),KOLOR
PJ 890 NEXT THETA
8H 900 GOSUB 2380
OK 910 'Module #7 - SpiralCone
QD 920 R1=100:R2=85
AB 930 INC=PI/160
IL 940 LOBES=3
8E 950 FOR THETA=0 TO 4*PI STEP INC
MF 960 X1=FNPOLARX(R1,THETA*LOBES)
FB 970 Y1=FNPOLARX(R2,THETA)
MM 980 KOLOR=KOLOR+1:IF KOLOR=4 THEN KOLOR=1
PC 990 LINE (XCENTER,YCENTER)-(X1,Y1),KOLOR
KF 1000 NEXT THETA
LP 1010 GOSUB 2380
DI 1020 'Module #8 - SideSpiralCone
8N 1030 R1=130:R2=80
8K 1040 INC=PI/160
EP 1050 LOBES=3
8D 1060 FOR THETA=0 TO 4*PI STEP INC
NC 1070 X1=FNPOLARX(R1,THETA)
CP 1080 Y1=FNPOLARX(R2,THETA*LOBES)
LL 1090 KOLOR=KOLOR+1:IF KOLOR=4 THEN KOLOR=1
EC 1100 LINE (XCENTER,YCENTER)-(X1,Y1),KOLOR
LK 1110 NEXT THETA
LE 1120 GOSUB 2380
8M 1130 'Module #9 - Circles
XD 1140 R1=115:R2=85:R3=40:R4=45
HJ 1150 INC1=PI/3:INC2=PI/20
PB 1160 FOR THETA1=0 TO PI*2 STEP INC1
6C 1170 FOR THETA2=0 TO PI*2 STEP INC2
QD 1180 X1=FNPOLARX(R1,THETA2)
DA 1190 Y1=FNPOLARX(R2,THETA2)
QP 1200 X2=FNPOLARX(R3,THETA1)
DB 1210 Y2=FNPOLARX(R4,THETA1)
66 1220 KOLOR=KOLOR+1:IF KOLOR=4 THEN KOLOR=1
NI 1230 LINE (X1,Y1)-(X2,Y2),KOLOR
PO 1240 NEXT THETA2
8J 1250 NEXT THETA1
MC 1260 GOSUB 2380
KC 1270 'Module #10 - Spikes
LB 1280 R1=115:R2=85:R3=40:R4=45
CN 1290 INC1=PI/3:INC2=PI/18
FF 1300 FOR THETA1=0 TO 2*PI STEP INC1
MG 1310 FOR THETA2=0 TO 2*PI STEP INC2
PA 1320 X1=FNPOLARX(R1,THETA2)
AG 1330 Y1=FNPOLARX(R2,THETA1)
8N 1340 X2=FNPOLARX(R3,THETA1)
8L 1350 Y2=FNPOLARX(R4,THETA2)
NE 1360 KOLOR=KOLOR+1:IF KOLOR=4 THEN KOLOR=1
FE 1370 LINE (X1,Y1)-(X2,Y2),KOLOR
OR
8M 1380 NEXT THETA2
EB 1390 NEXT THETA1
FB 1400 ' change window size to equal that of AppleII's WINDOW SCREEN (0,0)-(279,191):XCENTER=140:YCENTER=R*96
MK 1420 GOSUB 2380
8I 1430 'Module #11 - A Ball Of String
CN 1440 X1=52:Y1=59:R1=95
EK 1450 FOR LOOP=1 TO 150
FP 1460 THETA=RND*PI*2

```

```

OC 1470 X2=FNPOLARX(R1,THETA)
ON 1480 Y2=FNPOLARY(R1,THETA)
LD 1490 KOLOR=KOLOR+1:IF KOLOR=
4 THEN KOLOR=1
FP 1500 LINE (X1,Y1)-(X2,Y2),3
NN 1510 X1=X2:Y1=Y2
PA 1520 NEXT LOOP
NP 1530 GOSUB 2380
PC 1540 'Module #12 - LinedCirc1
e
JK 1550 THETA=2*PI*RND
OL 1560 R1=95
HO 1570 X1=FNPOLARX(R1,THETA)
JP 1580 Y1=FNPOLARY(R1,THETA)
PE 1590 FOR LOOP=1 TO 110
IB 1600 THETA=PI*2*RND
NE 1610 X2=FNPOLARX(R1,THETA)
PP 1620 Y2=FNPOLARY(R1,THETA)
KF 1630 KOLOR=KOLOR+1:IF KOLOR=
4 THEN KOLOR=1
LJ 1640 LINE (X1,Y1)-(X2,Y2),KO
LOR
OL 1650 NEXT LOOP
NK 1660 GOSUB 2380
IO 1670 'Module #13 - SqureCirc1
e
NO 1680 R1=95:R2=R1^2+1
IJ 1690 FOR LOOP=0 TO R1 STEP 5
OD 1700 X1=SQR(R2-LOOP*LOOP)
DE 1710 Y1=SQR(R2-X1*X1)
KE 1720 KOLOR=KOLOR+1:IF KOLOR=
4 THEN KOLOR=1
OG 1730 LINE (X1+XCENTER,Y1+YCE
NTER)-(XCENTER-X1,YCENTE
R-Y1),KOLOR,B
OK 1740 NEXT LOOP
OJ 1750 GOSUB 2380
OP 1760 'Module #14 - CircularSp
ikes
OH 1770 R1=20:R2=45:R3=115:R4=85
OO 1780 INC1=PI/3:INC2=PI/6
OA 1790 FOR THETA1=0 TO PI*2 STE
P INC1
OL 1800 FOR THETA2=0 TO PI*2 ST
EP INC2
OB 1810 X1=FNPOLARX(R3,THETA2)
OD 1820 Y1=FNPOLARY(R4,THETA2)
OE 1830 X2=FNPOLARX(R1,THETA1)
OF 1840 Y2=FNPOLARY(R2,THETA1)
OL 1850 KOLOR=KOLOR+1:IF KOLOR
=4 THEN KOLOR=1
ON 1860 LINE (X1,Y1)-(X2,Y2),K
OLOR
AO 1870 NEXT THETA2
BO 1880 NEXT THETA1
OH 1890 GOSUB 2380
PL 1900 'Module #14 - ExplodedCi
rcularSpikes
HI 1910 R1=20:R2=45:R3=115:R4=85
CA 1920 INC1=PI/3:INC2=PI/6
OI 1930 FOR THETA1=0 TO PI*2 STE
P INC1
HJ 1940 FOR THETA2=0 TO PI*2 ST
EP INC2
DP 1950 X1=FNPOLARX(R3,THETA2)
EF 1960 Y1=FNPOLARY(R4,THETA1)
OI 1970 X2=FNPOLARX(R1,THETA1)
EG 1980 Y2=FNPOLARY(R2,THETA2)
JJ 1990 KOLOR=KOLOR+1:IF KOLOR
=4 THEN KOLOR=1
HM 2000 LINE (X1,Y1)-(X2,Y2),K
OLOR
OC 2010 NEXT THETA2
PN 2020 NEXT THETA1
LG 2030 GOSUB 2380
HM 2040 'Module #15 - BigMultiLo
bes
FI 2050 R1=95:LOBES=2
KO 2060 INC=PI/128
EI 2070 FOR THETA=0 TO 2*PI STEP
INC
OC 2080 R2=R1*SIN(LOBES*THETA)
PN 2090 X1=FNPOLARX(R2,THETA)

```

```

PM 2100 Y1=FNPOLARY(R2,THETA)
JG 2110 KOLOR=KOLOR+1:IF KOLOR=
4 THEN KOLOR=1
FJ 2120 LINE (XCENTER,YCENTER)-
(X1,Y1),KOLOR
LB 2130 NEXT THETA
ML 2140 GOSUB 2380
KN 2150 'Module #16 - DoubleOval
Cone
GA 2160 R1=120:R2=30:R3=40:R4=15
2
II 2170 INC=PI/32
GK 2180 FOR THETA=PI TO 3*PI STE
P INC
BK 2190 X1=XCENTER-R1*COS(THETA
)
NH 2200 Y1=R3-R2*SIN(THETA)
NN 2210 X2=FNPOLARX(R1,THETA)
NE 2220 Y2=FNPOLARY(R2,THETA)-Y
CENTER+R4
KO 2230 KOLOR=KOLOR+1:IF KOLOR=
4 THEN KOLOR=1
KC 2240 LINE (X1,Y1)-(X2,Y2),KO
LOR
NJ 2250 NEXT THETA
ND 2260 GOSUB 2380
GA 2270 CLS:WIDTH 80
EK 2280 PRINT "Press "CHR$(34)"G
"CHR$(34)" to view again
"
HB 2290 A$=INPUT$(1)
NC 2300 IF A$="G" OR A$="g" THEN
RUN
KI 2310 WIDTH 80:SCREEN 0:END
MC 2320 SCREEN 1:CLS:LOCATE 1,1:
PRINT "MathGraphics"
HB 2330 PI=3.1415927#
IC 2340 XCENTER=151:YCENTER=93
BI 2350 DEF FNPOLARX(R,THETA)=R*
COS(THETA)+XCENTER
ML 2360 DEF FNPOLARY(R,THETA)=R*
SIN(THETA)+YCENTER
JH 2370 RETURN
FD 2380 TIME=TIMER
NB 2390 WHILE TIMER<TIME+15:WEND
NI 2400 CLS
JI 2410 LOCATE 1,1:PRINT "MathGr
aphics"
JY 2420 RETURN

```

Program 2: Math Graphics Construction Set

```

OD 100 REM Copyright 1988 COMPUT
E! Publications, Inc. --
All Rights Reserved
PO 110 PI=3.141592654#
DF 120 DIM R(19):KEY OFF
NB 130 DEF FNPOLARX(R,THETA)=R*C
OS(THETA)+XCENTER
JH 140 DEF FNPOLARY(R,THETA)=R*S
IN(THETA)+YCENTER
CB 150 XCENTER=159:YCENTER=100
DO 160 FOR I=1 TO 19:READ R(I):N
EXT I
AF 170 DATA 150,35,65,85,0,6,64,
10000,10000,10000,10000,0
,0,20,1,1,1,1,1
EL 180 ON ERROR GOTO 630
ND 190 SCREEN 0,0,0
DH 200 WIDTH 80:CLS
JG 210 PRINT STRING$(78,"*")
LB 220 PRINT " MathGraphic Const
ruction Set - Copyright 1
988 COMPUTE! Publications
, Inc."
KK 230 PRINT STRING$(78,"*")
IA 240 PRINT "(1) R1="R(1)
LB 250 PRINT "(2) R2="R(2)
PH 260 PRINT "(3) R3="R(3)
CC 270 PRINT "(4) R4="R(4)
EN 280 PRINT "(5) Start of Theta
Loop (Pi * x)="R(5)

```

```

ME 290 PRINT "(6) End of Theta L
oop (Pi * x)="R(6)
OP 300 PRINT "(7) Increment of T
heta Loop (Pi / x)="R(7)
OK 310 PRINT "(8) X1's Offset (P
i / x)="R(8)
FB 320 PRINT "(9) Y1's Offset (P
i / x)="R(9)
JN 330 PRINT "(10) X2's Offset (
Pi / x)="R(10)
OI 340 PRINT "(11) Y2's Offset (
Pi / x)="R(11)
JG 350 PRINT "(12) Start of Thet
a Loop #2 (Pi * x)="R(12)
PG 360 PRINT "(13) End of Theta
Loop #2 (Pi * x)="R(13)
NO 370 PRINT "(14) Increment of
Theta Loop #2 (Pi * x)="R
(14)
OH 380 PRINT "(15) X1 uses Loop
#"RIGHT$(STR$(R(15)),1)
FH 390 PRINT "(16) Y1 uses Loop
#"RIGHT$(STR$(R(16)),1)
OJ 400 PRINT "(17) X2 Uses Loop
#"RIGHT$(STR$(R(17)),1)
FJ 410 PRINT "(18) Y2 Uses Loop
#"RIGHT$(STR$(R(18)),1)
LH 420 PRINT "(19) Color Palette
#"RIGHT$(STR$(R(19)),1)
OJ 430 INPUT "Type number to mod
ify, 20 to RUN, 21 to QUI
T > ",GO
IJ 440 IF GO=21 THEN CLS:END
DD 450 IF GO=20 THEN 500
GB 460 IF GO>19 THEN ERROR 13
HA 470 INPUT "Change to > ",VA
EI 480 R(80)=VA
HJ 490 GOTO 180
JE 500 IF R(19)=0 THEN SCREEN 1,
0:COLOR ,0 ELSE IF R(19)=
1 THEN SCREEN 1,0:COLOR ,
1 ELSE IF R(19)=2 THEN SC
REEN 1,1:COLOR ,0 ELSE IF
R(19)=3 THEN SCREEN 1,1:
COLOR ,1 ELSE ERROR 13
FC 510 FOR THETA1=PI*R(5) TO PI*
R(6) STEP PI/R(7)
KF 520 FOR THETA2=PI*R(12) TO P
I*R(13) STEP PI/R(14)
LG 530 IF R(15)=1 THEN X1=FNPO
LARX(R(1),THETA1+PI/R(8))
ELSE IF R(15)=2 THEN X1=
FNPOLARX(R(1),THETA2+PI/R
(8)) ELSE ERROR 13
AC 540 IF R(16)=1 THEN Y1=FNPO
LARY(R(2),THETA1+PI/R(9))
ELSE IF R(16)=2 THEN Y1=
FNPOLARY(R(2),THETA2+PI/R
(9)) ELSE ERROR 13
CE 550 IF R(17)=1 THEN X2=FNPO
LARX(R(3),THETA1+PI/R(10)
) ELSE IF R(17)=2 THEN X2
=FNPOLARX(R(3),THETA2+PI/
R(10)) ELSE ERROR 13
HH 560 IF R(18)=1 THEN Y2=FNPO
LARY(R(4),THETA1+PI/R(11)
) ELSE IF R(18)=2 THEN Y2
=FNPOLARY(R(4),THETA2+PI/
R(11)) ELSE ERROR 13
GC 570 KOLOR=KOLOR+1:IF KOLOR=
4 THEN KOLOR=1
GF 580 LINE (X1,Y1)-(X2,Y2),KO
LOR
DG 590 K$=INKEY$:IF K$<>" " THE
N THETA1=PI*R(6):THETA2=P
I*R(13):K=1
PF 600 NEXT THETA2
EB 610 NEXT THETA1
LK 615 IF K=1 THEN K=0:GOTO 190
PG 620 K$=INKEY$:IF K$=" " THEN G
OTO 620:ELSE GOTO 190
IH 630 PRINT "Bad Equation":GOTO
190

```


The Elementary Amiga

Part 4

Jim Butterfield

This month's installment focuses on the CLI and talks about special directories, logical devices, and timesaving command files. With command files, you can create your own CLI "macros" for copying fonts, deleting multiple files, or almost anything.

You may have noticed that most CLI commands reside in a directory called C (the directory has nothing to do with the language C). CLI commands are simply programs. So if I type ZAP, and there's a program called ZAP in my current directory, that program loads and runs. If I enter DIR, the computer looks for the DIR program in my current directory. Chances are, the computer will not find DIR in the current directory. In this case, it looks in the C directory.

C is just one of the Amiga's special directories. If I enter EXECUTE STARTUP-SEQUENCE, the computer knows that if it doesn't find the STARTUP-SEQUENCE in the current directory, it should look in the S directory. And if an Amiga Basic program contains a LIBRARY statement asking the system to load a specific .BMAP file, the computer looks in the LIBS directory.

A number of Amiga directories are set aside for special jobs. But

how does the Amiga know to look in these directories? Whenever the Amiga needs to access certain types of information, it uses a logical device.

Logical Devices

Logical devices can be referred to just like hardware devices, such as DF0: for the internal disk drive or PRT: for a printer. For example, if the computer needs the system disk for some reason, it refers to it as logical device SYS:. When you boot your Amiga, the computer assigns SYS: to the Workbench disk that starts the system.

The Amiga has six other logical devices that are used to point to different disks and/or directories. These devices are explained below.

Logical device C: tells the computer where to look for CLI commands. By default, this device points to the C directory on the Workbench disk from which you booted. S: points to the S (sequence) directory, where the computer looks for command files. Files in this directory can usually be listed with the CLI's TYPE command and often make interesting reading.

DEVS: points to the DEVS directory, which holds information on devices. Information about your printer is found here, plus modules for handling other input/output operations. L: points to the L (library)

directory. This contains overlays for large commands and nonresident parts of the operating system.

LIBS: specifies the LIBS directory, where information for Open Library calls is stored. Generally, this directory doesn't contain program code, just lookup tables. Logical device FONTS: points to the FONTS directory, where character fonts are kept. If you don't use fonts, you can delete this directory with no ill effects.

There's one more logical device called T: for *temporary*. During editing and similar operations, a copy of your original file is placed here. That way, if you really botch things up you can go back to the earlier file.

To see a complete list of logical devices and what disks and/or directories they are currently linked with, enter the CLI command ASSIGN without any parameters.

Flexible Commands With EXECUTE

If there's a series of commands that you need to repeat, EXECUTE can do the job nicely. We'll start with a simple example and then work up to something more elegant.

Suppose you want to search through a series of disks to see which ones contain the ADD-BUFFERS command within the C

directory. You could insert each disk into DF1: and enter LIST DF1:C/ADDBUFFERS. That seems like a lot of typing, and if you're like me, you're likely to spell something wrong. You might find it easier to create a file named Q containing this command and then EXECUTE it repeatedly. Try this:

```
ECHO >RAM:Q "LIST DF1:C/ADD-  
BUFFERS"  
COPY C:EXECUTE RAM:EX  
CD RAM:
```

The first line creates a file called Q on the ramdisk, containing our LIST command; the second line copies the EXECUTE command to RAM, with a shorter name (EX); and the last line switches our current directory to RAM. Now, each time we put a disk into DF1:, we need only enter EX Q, and the command LIST DF1:C/ADDBUFFERS is executed. If ADDBUFFERS is not on the disk, you get an *object not found* response. If the file exists, the computer gives you details such as ADDBUFFER's file size and date.

Let's try something more complex. Suppose we want to copy a complete font set from one disk to another. In fact, maybe we want to copy several fonts.

Font copying is tedious. First, you must make a directory with the correct name on the target disk. Then you must copy all the individual fonts into the newly created directory. Finally, you must copy the associated .FONT file into the target disk's FONTS directory. This process is hard enough with just one font, but when you have to copy several fonts, it really becomes work.

Try this: Enter the command ED S:FC to create a new file within the S directory called FC (for Font Copy). Now enter the following lines:

```
.KEY fontname/a  
IF NOT EXISTS DF1:FONTS  
MAKEDIR DF1:FONTS  
ENDIF  
MAKEDIR DF1:FONTS/<fontname>  
COPY DF0:FONTS/<fontname> TO  
DF1:FONTS/<fontname>  
COPY DF0:FONTS/<fontname>.FONT  
TO DF1:FONTS
```

The first line insists on receiving a font name with this command. Lines 2-4 create a FONTS directory on the disk in DF1: if one does not already exist. Line 5 creates the font's subdirectory on the

disk in DF1:. Line 6 copies the contents of the font's subdirectory from the disk in DF0: to the disk in DF1:, and line 7 copies the associated .FONT file to disk in DF1:. When you've completed entering this command file, press ESC, X, and then RETURN to wind things up.

Now, if you want to copy a set of fonts called SAPPHIRE from a disk in DF0: to a disk in DF1:, just enter EXECUTE FC SAPPHIRE. If you have several fonts to copy, this command file makes the job easy. Don't forget that by copying this command file into the ramdisk and entering CD RAM:, you can really speed things up.

More Command Files

The versatility of ED and the power of EXECUTE can make some useful combinations. Let's look at the possibility of deleting a whole set of files from a disk.

Insert a disk from which you'd like to delete a number of files into DF1: and type

```
LIST >RAM:FLIST DF1: QUICK
```

Of course, you may list a subdirectory if that suits your purposes or use pattern matching to single out certain types of files. After entering this command, we have a list of files stored away in RAM:FLIST. Edit it with

```
ED RAM:FLIST
```

You'll see a list of files and directories, together with the header *Directory* . . . Move the cursor to this top line and press the ESC, D, and RETURN keys to delete this line.

In the same way, go through this list, removing the names of files that you don't want to delete. You can press the ESC-D sequence again, if you wish; alternatively, you may find it easier to press CTRL-G, which repeats the previous command. Either way, continue through the list until you have deleted the final line, which shows the count of files and directories.

At this point, you might like to press ESC followed by SA and then RETURN to save the file in its current state. Now, get ready for the high-powered stuff.

Press ESC and then type the following line, followed by a RETURN:

```
T; RP (E //DELETE DF1:; N)
```

Let me explain this string of commands. The character T means go to the top of the document. The RP means repeat the following sequence in parentheses. In the repeated section, E means to exchange every null string (there's nothing between the first two slashes) with DELETE DF1:. The N commands the computer to move to the next line. Or in simpler terms, these commands mean go to the top of the text and insert the characters DELETE DF1: at the start of each line until you run out of lines.

Now we have a file to do some work for us. Exit the editor by pressing ESC, X, and RETURN. Then, assuming you really want to delete all those files on the disk in DF1:, activate the command file with EXECUTE RAM:FLIST

You may have access to other supereditors with which you can do the same sort of thing. But if not, ED does the job neatly.

More To Come

Next time, we'll look at some more of my favorite CLI commands and take a closer look at multitasking.©

COMPUTE! Subscriber Services

Please help us serve you better. If you need to contact us for any of the reasons listed below, write to us at:

COMPUTE! Magazine
P.O. Box 10954
Des Moines, IA 50340

or call the Toll Free number listed below.

Change Of Address. Please allow us 6-8 weeks to effect the change; send your current mailing label along with your new address.

Renewal. Should you wish to renew your **COMPUTE!** subscription before we remind you to, send your current mailing label with payment or charge number or call the Toll Free number listed below.

New Subscription. A one year (12 month) US subscription to **COMPUTE!** is \$24.00 (2 years, \$45.00; 3 years, \$65.00). For subscription rates outside the US, see staff page. Send us your name and address or call the Toll Free number listed below.

Delivery Problems. If you receive duplicate issues of **COMPUTE!**, if you experience late delivery or if you have problems with your subscription, please call the Toll Free number listed below.

COMPUTE!
1-800-727-6937

Save Your Copies of COMPUTE!

Protect your back issues of *COMPUTE!* in durable binders or library cases. Each binder or case is custom-made in flag-blue binding with embossed white lettering. Each holds a year of *COMPUTE!*. Order several and keep your issues of *COMPUTE!* neatly organized for quick reference. (These binders make great gifts, too!)



Binders **Cases:**
 \$9.95 each; \$7.95 each;
 3 for \$27.95; 3 for \$21.95;
 6 for \$52.95 6 for \$39.95

(Please add \$2.50 per unit for orders outside the U.S.)

Send in your prepaid order with the attached coupon

Mail to: Jesse Jones Industries
 P.O. Box 5120
 Dept. Code COTE
 Philadelphia, PA 19141

Please send me _____ COM-
 PUTE! cases binders.

Enclosed is my check or money order for \$ _____. (U.S. funds only.)

Name _____

Address _____

City _____

State _____ Zip _____

Satisfaction guaranteed or money refunded.

Please allow 4-6 weeks for delivery.

COMPUTE!

Premature Prose

In last month's feature, "Superconductors: A Technology Coming Of Age" (p. 18), we incorrectly stated that researchers have superconductors working at room temperatures. This is not true. Somewhere in the editing process, a few words were dropped from the article's original text. The passage should have read: *With these recent developments, researchers believe that they'll soon have superconductors working at room temperatures.*

Softkey For Atari XL/XE

Some users may experience problems with the program "Softkey Editor" (January 1988). The program depends on the variable SCREEN\$ being the first variable in the program. Unfortunately, the FOR/NEXT delay loop we added makes TT the first variable. Typing errors and immediate mode statements can also cause entries to be made in the variable name table.

To correct the problem, remove line 30 in the program. Next, LIST the program to disk with a command like LIST"D:TEMP". Do not use the SAVE command. Reboot your computer and type ENTER"D:TEMP". Finally, type SAVE"SKCREATE" to create a working version of the program.

Canfield For Apple II

There are a number of corrections to the Apple version of "Canfield" from the January 1988 issue. These lines need the following changes:

```
215 IF A$ = "Y" THEN GOTO 40
220 IF A$ = "Y" THEN GOTO 40
1930 VTAB 18: HTAB 2: PRINT "{4 SPACES}"; : HTAB 2: PRINT "$"BR
2000 VTAB 22: HTAB 2: PRINT "PLAY AGAIN? (Y/N)".
2020 IF A$ = "Y" OR A$ = "Y" THEN BR = 500: POP : GOTO 40
2030 IF A$ = "N" OR A$ = "N" THEN EN BR = 0: POP : GOTO 410
```

These changes are for both the DOS 3.3 and ProDOS versions. ©

SEIKO WATCH / PC TERMINAL LIQUIDATION



FACTORY NEW!
 FACTORY PERFECT!

Now With This State-of-the-Art 5-Function Seiko Watch, You Can Have Everything You Need to Remember on Your Wrist!

This Space-Age Watch Interfaces With Your PC Allowing You to Carry Important Information Wherever You Go - Right At Your Fingertips!

IBM, Comm. 64, Apple IIE & IIC Models

FEATURES:

- 5-Function Quartz Watch: Time/Calendar, Data Memo, Schedule Alarm, Weekly Alarm, World Time
- Includes RS232C cable for simple hookup
- 2K RAM memory stores phone numbers, appointment times, key dates - any kind of information you can think of!
- Specially formatted menu driven software program - that makes data input a breeze (included)
- 12 distinct data files

Manufacturer's Suggested Retail
\$150.00

DAMARK PRICE

\$48

IBM Comp Order No. B-629-100883
 Commodore Order No. B-629-100691
 Apple IIE Order No. B-629-100909
 Apple IIC Order No. B-629-100917
 Insured Ship./Hand.: \$5.00

PUBLIC NOTICE

Seiko, leading manufacturer of watches, decided to liquidate this high tech model. Because of this marketing decision, we bought their overstock & offer them to you at FAR BELOW COST!

For fastest service call TOLL-FREE

1-800-533-3379



or send check, money order or credit card information to:



DAMARK INTERNATIONAL, INC.
 7714 Brooklyn Blvd., Minneapolis MN 55443
 Corporate Offices • 612/560-5415

SEND ME:

- ____ (qty) IBM Comp(s) @ \$48 ea. Order No. B-629-100883
- ____ (qty) Commodore(s) @ \$48 ea. Order No. B-629-100691
- ____ (qty) Apple IIE(s) @ \$48 ea. Order No. B-629-100909
- ____ (qty) Apple IIC(s) @ \$48 ea. Order No. B-629-100917

In MN add 6% sales tax. Include \$5.00 ins. ship./hand. ea.

Name _____

Address _____

City, State, Zip _____

Check/M.O. VISA MasterCard

Card No. _____

Exp. Date: _____ Ph.#: () _____

Signature _____

Delivery to 48 United States Only

Color Pad

Forrest Bentley

Perhaps the best Commodore 64 drawing program COMPUTE! has ever published, "Color Pad" includes many features and fast response. Features such as Fill, Square, Ellipse, Text, and Transfer—a powerful copy-and-paste option—make designing spectacular screens quick and easy. A joystick and a disk drive are required.

"Color Pad" is a full-featured drawing program that allows you to create detailed multicolor pictures using a joystick. Every program option is available through a single keypress, making the program easy to use. And Color Pad has a wide variety of functions, from Draw mode to Ellipse and Fill options.

Worth noting here is Color Pad's unique copy feature, Transfer. With Transfer, any section of the screen can be duplicated and saved to disk for later use. You can not only transfer objects from one section of the screen to another, but you can also transfer objects from one complete drawing to another.

Typing It In

Color Pad is composed of Programs 1 through 4. Program 1 is written in BASIC, so it is recommended that you use the "Automatic Proofreader," found elsewhere in this issue, to assist you in typing it in. Programs 2, 3, and 4 are each written in machine language and must be entered using "MLX," the machine language entry program found elsewhere in this issue. When you run MLX, answer the prompts as follows for each program:

Program 2	
Starting address:	80E8
Ending address:	92C7
Program 3	
Starting address:	C000
Ending address:	CEBF
Program 4	
Starting address:	92E0
Ending address:	9CB7

After typing in each program, save a copy to disk. Save Program 1 with the filename COLOR PAD, Program 2 with the filename COLOR PAD.O, Program 3 with the filename COLOR PAD2.O, and Program 4 with the filename COLOR PAD3.O, all on the same disk. When run, Color Pad looks for the programs with these filenames.

Typing In Multiple Sittings


Programs 2-4 are quite long machine language programs. If you want to stop typing one of the listings at some point and resume later, press SHIFT-S and follow the screen prompts. Remember to note the line number of the last line you typed in.

When you are ready to continue typing, load MLX, answer the starting and ending address prompts, then press SHIFT-L. MLX asks for the filename you gave to the partially typed-in program. After the load is complete, press SHIFT-N and tell MLX the line number you stopped at. Now, continue typing as before. When you finish typing, MLX automatically prompts you to save the program.

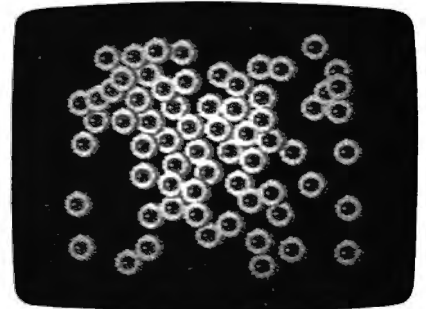
Starting Up

To run Color Pad, plug a joystick into port 2, turn on your 64, and enter LOAD "COLOR PAD",8. After the program is loaded, type RUN and press RETURN. After a while, Color Pad's multicolor bit-mapped screen appears. Pressing f1 returns you to BASIC.

Once in Color Pad's bit-mapped screen, you'll notice a pen-shaped sprite indicating where you're plotting. The joystick controls the pen. To draw, the pen must be down. The joystick's fire button toggles the pen up and down. So you know the current orientation of your pen, two dark lines appear within the pen when it's down.



"Color Pad" can produce beautiful, detailed color screens such as this one.



The transfer function can be used to stamp images.

Color Pad contains many drawing tools for the computer artist. The following describes these tools and how to access and use each of them.

The Basics

Brushes: Color Pad offers a selection of two brushes: large and small. To select a new brush, press B. Your pen changes in size to reflect the new size of your brush.

Eraser: If you make a mistake—and we all do—you'll want an eraser. To access the eraser, press E. The eraser end of the pen opens up to indicate that Erase mode is in effect. Now, when the pen is down, you erase points rather than draw them. The eraser uses the current brush shape. To return to Draw mode, press D.

Drawing Color: This option allows you to access the 64's palette of 16 colors. To change the color your pen draws with, press the space bar. The border color indicates the new color. Pressing the space bar repeatedly cycles through all 16 different colors. To cycle backward through the colors, press SHIFT-SPACE.

The Commodore 64 allows

only four colors in any eight by eight pixel area. If you try to use more than four colors in an eight by eight block, one color will "splash" into another. Just be careful when using multiple colors in a small area.

Pen Color: To change the color of your pen, press A. Continue to press A until you find the color you want. This does *not* change the plotting color, just the color of the pen sprite. It's best to choose a pen color that contrasts well with the paint and canvas colors.

Pen Speed: You can speed up and slow down the pen's movement by pressing the plus and minus keys, respectively. Be careful when increasing your pen's speed—this program can move very fast.

Clear: The garbage can is probably an artist's most important tool. Everyone needs to throw away his or her work once in a while. The Clear option gives you this ability by disposing of your current sketch and giving you a clean slate. You may also wish to use the Clear option to begin a new drawing after saving the current one to disk.

To clear a sketch, press C. The pen vanishes, acknowledging your keypress. If you really wish to toss your sketch into the garbage can, press C again and the screen will clear. If you change your mind, press any key other than C and the pen will return, leaving your drawing intact.

Oops: Here you can dig through your garbage and pull out an old version of your drawing. The Oops option restores your drawing back to a previous state. To enter Oops mode, press O. The pen will vanish. Press O again to restore the sketch. Pressing any other key aborts the Oops process.

To specify the "previous state" that your drawing is restored to, press SHIFT-O. Whenever you press SHIFT-O, your drawing is copied into the Oops buffer, where it can be recalled by pressing O twice. The sketch is also copied into the Oops buffer whenever you use one of the function key options or display a directory.

It's a good idea to press SHIFT-O before making drastic modifications to a sketch. This way, you always have a good sketch to Oops back to.

Lines And Shapes

Lines: This option, a straight-edge tool, lets you draw accurate, straight lines.

To draw a line, move your pen to where you want the line to start and press L. A plus sign (+) appears on the screen at the location of your pen. Now, move your pen to where you want the line to end, and press the fire button. Instantly, a line is drawn using the current brush.

After the line is drawn, the plus sign moves to the current pen position (the line's endpoint), ready for another line. By allowing you to draw connecting lines like this, triangles, rectangles, and other polygons are easily created.

While in line mode, you may change your mind as to where the start of the line should be. To do this, simply press L again, and the plus sign exchanges places with the pen. To exit line mode, press RETURN.

Rays: Press R to enter ray mode. Rays work like lines, with one exception. After a ray is drawn, the + sign remains where it was before the ray was drawn. To exit ray mode, press RETURN.

Square: To draw a square, press S. Four plus signs appear, indicating the shape and size of the square. Move the joystick right or left to increase or decrease the horizontal length of the square. Similarly, move the joystick up or down to increase or decrease the vertical height of the square. Once you have the shape you want, press the fire button. Now, move the square to where you want it and press the fire button again. The square is placed onto the screen. To escape from this mode, press RETURN.

Diamond: A diamond is a square that sits on its corner. To draw a diamond, press Q. Four plus signs appear. As with a square, use the joystick to determine the shape of the diamond and press the fire button. Move to the desired location on the screen and press fire to draw the object. Pressing RETURN exits diamond mode.

Ellipse: To draw a circle or an ellipse, press I. Again, you are presented with four plus signs. Move the joystick to determine the shape of the ellipse. Once you have the shape you want, press the fire but-

ton. Now, move the plus signs to where you want the ellipse drawn and press the fire button again. An ellipse is placed onto the screen. To escape from this mode, press RETURN.

The Extras

Fill: To fill an enclosed area on your sketch, move the pen inside the area and press F. Make sure that there aren't any holes in the edges, or the paint will leak out. To terminate a Fill before it is finished, press RETURN.

After an area is filled, you may want to refill it with a different color. To do this, lift the pen up, select the new color using the space bar, and press F again. The new color covers the old color.

Fill reads the color under the pen's point and fills until it reaches a different color. If the color under the pen matches the current drawing color, the fill is stopped.

Text: With this tool, you can draw text in several different sizes. To place text onto a drawing, press T. The pen changes to an underline cursor. Now, simply type in your message. The cursor keys and the RETURN key can be used to move the cursor around the screen.

When you reach the end of the screen, the cursor does not automatically move to the next line. You must manually move to the next line using the cursor-down key or the RETURN key. The f1 key exits Text mode.

To erase a character while entering text, press f3. The cursor splits in two, indicating that you're in Erase mode. Now, use the cursor keys to move on top of the incorrect letter and retype that same letter. Just as with correctable ribbon on a typewriter, the offending letter is deleted from the screen. Press f3 again to draw characters.

Toggling the text cursor between Draw and Erase is identical to setting the pen to Draw and Erase. For instance, if you wish to enter reverse letters on a solid object, type your letters in Erase mode.

To increase the size of your characters, press the up-arrow key (↑, not the cursor-up key). Each time you press this key, the character size increases. The left-arrow key (←) reduces the character size.

To give words a three-dimensional look, type a word in black, back up to the first letter in the word using the cursor keys, press f1, move the pen a few pixels up and left, select a different paint color by pressing the space bar, press T to enter text mode, and retype the word.

Transfer: This option offers three important tools—a photocopier, scissors, and paste. You can select an area of the screen, copy it, and then paste the copy anywhere on your sketch.

To begin the transfer, move the pen to the upper-left corner of the area that you wish to select and press X. As with the square tool, four plus signs appear. Move the plus signs with the joystick to form a square that encloses the area to be transferred. Press the fire button and the enclosed area is copied. Now, move to where you want the copy to be placed and press the fire button again. The copy is pasted onto the sketch.

After you're through making all the copies you want, press RETURN and the pen reappears. If you want to retransfer the same copy later, just press N. The selection square reappears. Move to where you want the copy placed and press the fire button.

To transfer a copy to another sketch, press X, select an area, press RETURN to exit Transfer mode, press f4 to load a new drawing, and press N to transfer the copy. Transfers may also be saved to disk for later use (see below).

If you use a drawing tool that uses the plus signs (like Square or Ellipse) between the transfer and retransfer functions, the retransfer does not work properly. In this case you have to copy the original again, or save it to disk and load it back in.

Zoom: To add detail to your pictures, Color Pad offers Zoom mode. You activate Zoom mode by pressing Z. A square area defined by four plus signs appears. Move the square area over the section of the screen that you wish to edit and press fire. The selected area is enlarged to fill the entire screen.

To edit this magnified view of your sketch, simply use your pen and draw. If you wish to erase pixels, enter Erase mode by pressing E.

Using Color Pad Pictures

From Color Pad To BASIC

Programs 5 and 6 allow you to load Color Pad pictures from BASIC. You may use these pictures in your own programs, or simply create a Color Pad slide show that exhibits your finest creations.

To begin, type in Programs 5 and 6. Program 5 is written in BASIC, so be sure to use the "Automatic Proofreader" to ensure accurate entry.

Program 6 is written in machine language. You must enter Program 6 using "MLX," the machine language entry program found elsewhere in this issue. Enter the following starting and ending addresses for Program 6:

Starting address: C350
Ending address: C437

Save Program 5 and 6 to the same disk. Save Program 6 using the filename CPBASIC.O. Program 5 looks for Program 6 using this filename.

When you run Program 5, the computer requests the filename of a Color Pad file. Insert the disk containing the desired picture and enter the picture's filename. After the picture loads, it is displayed on the screen. Press any key to exit the program.

You can modify Program 5 for your own purposes. For example, by deleting line 150 and changing line 160 to

```
160 FL$="MYPICTURE"
```

the program automatically loads and displays the drawing saved as MYPICTURE.

Graphics programmers may be interested to know that Color Pad's bitmapped picture loads into memory at 8192-16383. The text screen is still located at 1024-2023. Because the multicolor drawing resides in the BASIC workspace, a POKE 52,32:POKE 56,32:CLR is necessary to keep BASIC from intruding on your picture. These POKES, however, reduce the workspace to a little under 6K.

From Koala Pad To Color Pad

Program 7 is a machine language program that transfers files created by Koala Pad's *Koala Paint* program into Color Pad. To use Program 7, you must first type it in using MLX. Enter the following values when prompted:

Starting address: C000
Ending address: C047

When you are finished, save the program as CONVERT.O. Now, to convert the picture to Color Pad format, enter the following lines. Note that the A in line 10 should be changed to specify the desired Koala Pad file.

```
NEW
10 F$=CHR$(129)+"PIC A":REM WHERE "A" IS THE PICTURE'S LETTER
20 IF L=0 THEN L=1:LOAD F$,8,1
RUN
LOAD "CONVERT.O",8,1
SYS 49152
LOAD "COLOR PAD",8
248 POKE 821,87
RUN
```

When Color Pad runs, the converted Koala Pad drawing appears on the screen, ready for you to edit or save. ©

Press D to return to Draw mode. You can change the color that your pen draws with by pressing the space bar. To move the Zoom viewing area around the sketch, use the cursor keys.

Press RETURN to restore your

screen to normal. The Zoom selection square remains on the screen for you to use. If you wish to exit Zoom mode entirely, press RETURN again. Zoom mode is perfect for adding final touches to a detailed drawing.

Special Features

Exchange Color: After drawing for a while, you may want to exchange all occurrences of one color for another. To do this, lift the pen up, move the point of the pen on top of the color that you want to change, press the space bar until you find the color that you want, and press SHIFT-A. All occurrences of the old color switch with the new color.

Rapid Colors: For interesting color effects, turn on Rapid Colors by pressing SHIFT-R. When activated, the drawing color rapidly cycles between all 16 colors. Press SHIFT-R again to turn this mode off. Rapid Colors affects all drawing functions, such as Draw, Ellipse, and Fill.

Shading: Shading allows you to draw using different patterns or shades. Press SHIFT-S to activate Shading. When activated, the pen toggles quickly between Draw and Erase mode, creating a shading effect. The speed at which the pen switches between drawing and erasing depends on the speed of your pen. You can adjust the pen speed by pressing the plus and minus keys. To turn off Shading, press SHIFT-S again.

Shading can be useful for drawing dotted lines. Try using the Fill option using different pen speeds while Shading is on. You can create some very interesting graphics this way.

Screen Scroll: By using the cursor keys, you can move a drawing around on the screen. Any part of the drawing that moves off the edge of the screen is erased, so be careful. It is a good idea to create borders for your drawings last, just in case you accidentally hit a cursor key.

Swap: With Swap, you can have two sketches in memory at one time. When you press f2, the current screen "swaps" with the one stashed in memory. When loading, saving, or printing a sketch, only the current screen—the one that's visible—is affected.

Using Color Pad's Transfer feature, you can copy objects from one screen to the other. Just press X for Transfer, select an area, press RETURN to exit Transfer mode, press f2 to Swap screens, and press N to Transfer a copy to the alternate screen.

Screen Copy: Pressing f8 copies the current screen to the alternate screen. The border changes color briefly while the current screen is being duplicated. When the border color returns to normal, both screens are identical.

Help: All of Color Pad's options are documented in an online help screen. The f7 key opens the help screen and RETURN closes it.

File Commands

Directory: Pressing SHIFT-RETURN prints the current disk directory to the screen. To resume drawing, press RETURN.

Save: To save your sketch, press f3. The program prompts you for a filename. When saved, the characters CP. are added to the beginning of the filename to help you remember which files are Color Pad files. For this reason, you must enter a filename with 13 or fewer characters. Pressing RETURN without entering a filename exits this option.

Load: Here you can load a previously saved sketch by pressing f4. When the program prompts you, enter the filename that you used to save the sketch (without the added CP.). The sketch is loaded and ready for editing. Pressing RETURN without entering a filename returns you to Draw mode.

Save Transfer: This option allows you to save a transfer. A transfer is a selected portion of your sketch (see the Transfer description above). To save a transfer, press f5. The program prompts you for a filename. Transfer files are saved with the characters CX. added to the beginning of the filename. You may exit this option by pressing RETURN without entering a filename.

Load Transfer: This option allows you to load a previously saved transfer. To load a transfer, press f6. When the program prompts you, enter the filename that you used to save the sketch (without the added CX.). The transfer is loaded and ready for use. You may exit this option by pressing RETURN without entering a filename.

After the transfer is loaded, the retransfer function is automatically called and you are presented with the four + symbols. Press RETURN if you do not wish to place the transfer yet.

Quitting

Exit: To exit the program, press f1. If you exit Color Pad accidentally, entering RUN immediately restarts the program with your drawing intact.

Color Pad

```
XQ 100 REM COPYRIGHT 1988 COMP
      UTEI PUBLICATIONS, INC.
      - ALL RIGHTS RESERVED
FF 110 POKE 53269,0
MH 120 IF PEEK(52)>28 THEN POK
      E52,28:POKE56,28:POKE82
      0,87:CLR
EC 130 IF PEEK(821)=87 THEN L=
      99
ES 140 IF L>0 THEN GOTO230
AA 150 GOSUB1190
DR 160 PRINT"{15 RIGHT}{BLK}R
      E7R{RED}R{CYN}R{PUR}R
      E8R{GRN}RE7REIAR"
JD 170 PRINT"{15 RIGHT}{BLK}C
      E7O{RED}L{CYN}O{PUR}R
      {SPACE}{GRN}PE7A[1D"
PM 180 PRINT"{15 RIGHT}{BLK}E
      E7E{RED}E{CYN}E{PUR}E
      E8E{GRN}EE7EEIJE
      {2 DOWN}"
JS 190 PRINT"{3 RIGHT}{WHT}COP
      YRIGHT 1988 COMPTEI PU
      BL, INC.{DOWN}"
PB 200 PRINT"{10 RIGHT}ALL RIG
      HTS RESERVED{3 DOWN}"
MF 210 PRINT"{15 RIGHT}{BLK}LO
      ADING...{CYN}"
MM 220 L=1:LOAD"COLOR PAD.O",8
      ,1
FM 230 IF L<>1 THEN GOTO270
BD 240 OPEN15,8,15:OPEN2,8,2,"
      COLOR PAD2.O,P,R":INPUT
      #15,E,E$:CLOSE2:CLOSE15
KP 250 IF E>0 THEN L=3:POKE 33
      559,96:GOTO310
PG 260 IF L=1 THEN L=2:LOAD"CO
      LOR PAD2.O",8,1
XG 270 IF L<>2 THEN GOTO300
CJ 280 OPEN15,8,15:OPEN2,8,2,"
      COLOR PAD3.O,P,R":INPUT
      #15,E,E$:CLOSE2:CLOSE15
PM 290 IF E>0 THEN L=3:POKE 49
      172,96:GOTO310
XK 300 IF L=2 THEN L=3:LOAD"CO
      LOR PAD3.O",8,1
RP 310 POKE835,1:POKE836,0:POK
      E837,0:POKE838,55
SH 320 IF DT>0 THEN GOTO350
HQ 330 DT=1:FORC=1 TO 128:READ
      D:POKE 16255+C,D:NEXT
      D
CF 340 POKE 37465,5:POKE 37664
      ,5
SK 350 POKE840,0:PRINT"{CLR}":
      SYS33000
JF 360 POKE53280,6:POKE53281,6
      :PRINT"{CYN}{CLR}";
XD 370 IF PEEK(839)=1 THEN GOT
      O410
FE 380 IF PEEK(839)=136 THEN G
      OSUB890:GOTO350
PX 390 IFPEEK(839)=141 THEN GO
      SUB1310:SYS49152:GOSUB8
      40:GOTO350
EJ 400 GOSUB600:GOTO350
SA 410 PRINT"COLOR PAD PROCESS
      ING COMPLETE."
JX 420 END
GP 430 REM SPRITE DATA
JM 440 DATA000,000,000,000,000
```

```

,000,000,000
QP 450 DATA000,000,000,000,000,000
,000,000,000
CJ 460 DATA000,000,000,000,000,000
,255,128,000
DP 470 DATA160,192,000,160,224
,000,160,192
JD 480 DATA000,255,128,000,000
,000,000,000
QS 490 DATA000,000,000,000,000
,000,000,000
FR 500 DATA000,000,000,000,000
,000,000,000
RJ 510 DATA000,000,000,000,000
,000,000,128
RX 520 DATA000,000,000,000,000
,000,000,000
BX 530 DATA000,000,000,000,000
,000,000,000
AC 540 DATA000,000,000,000,000
,000,003,255
BP 550 DATA000,006,005,000,014
,005,000,006
GJ 560 DATA005,000,003,255,000
,000,000,000
BC 570 DATA000,000,000,000,000
,000,000,000
FD 580 DATA000,000,000,000,000
,000,000,000
RS 590 DATA000,000,000,000,000
,000,000,128
QH 600 REM LOAD/SAVE
PK 610 FC=PEEK(839)
MM 620 IF FC=134 THEN PRINT"SA
VE SKETCH{2 DOWN}":BC$=
"CP."
GR 630 IF FC=138 THEN PRINT"LO
AD SKETCH{2 DOWN}":BC$=
"CP."
JS 640 IF FC=135 THEN PRINT"SA
VE TRANSFER{2 DOWN}":BC
$="CX."
JP 650 IF FC=139 THEN PRINT"LO
AD TRANSFER{2 DOWN}":BC
$="CX."
AQ 660 GOSUB1310
MF 670 FC$="":INPUT"ENTER THE
{SPACE}FILE NAME":FC$:I
F FC$="" THEN GOTO880
JE 680 FC$=BC$+LEFT$(FC$,12)
HH 690 OPEN15,8,15
QJ 700 OPEN2,8,2,FC$+",P,R":IN
PUT#15,E,E$:CLOSE2:CLOS
E15
JA 710 IF E>0 THEN IF FC>137 T
HEN830
MG 720 IF E>0 AND E<>62 THEN I
F FC<137 THEN830
FH 730 IF FC=139 THEN POKE 198
,1:POKE631,78
AS 740 IF FC>137 THEN PRINT"
{3 DOWN}LOADING ":FC$:L
OAD FC$,8,1
SM 750 POKE 840,FC:POKE841,LEN
(FC$):PRINT"{3 DOWN}SAV
ING ":FC$:"{3 DOWN}"
RB 760 FOR C1=1 TO LEN(FC$):PO
KE841+C1,ASC(MID$(FC$,C
1,1)):NEXT
FP 770 IF FC=134 THEN GOTO810
KH 780 EA=27002+INT(PEEK(27000
))*PEEK(27001))+10
XD 790 EH=INT(EA/256):EL=EA-(E
H*256)
HP 800 POKE860,EL:POKE861,EH
BM 810 SYS33000:IF PEEK(840)=0
THEN PRINT"GOOD SAVE":
GOTO840
DK 820 PRINT"BAD SAVE":PEEK(84
0):GOTO840
HD 830 PRINTE:E$
GS 840 PRINT"{3 DOWN}PRESS RET
URN TO CONTINUE"
AD 850 OPEN15,8,15:INPUT#15,E,
E$:CLOSE15
HS 860 GET FC$:IF FC$<>"" THEN
GOTO860
AB 870 GET FC$:IF FC$="" THEN
{SPACE}GOTO870
CX 880 RETURN
FP 890 REM HELP SCREEN
XD 900 POKE53280,6:POKE53281,6
DF 910 PRINT"{CLR}{10 SPACES}
{BLK}C[7]O[RED]L{CYN}O
{PUR}R {GRN}P[7]A[1]D
{RED}F{GRN}U{YEL}N{BLK}
C{RED}T[2]I[3]O[5]N[5]S
"
MR 920 PRINT"{BLK}CCCCCCCCCCCC
CCCCCCCCCCCCCCCCCCCC
CCCC[UP]"
MR 930 PRINT"{UP}{12 SPACES}MI
NOR FUNCTIONS{CYN}"
JC 940 PRINT"{RVS}FIRE{OFF}={
WHT}PEN UP/DOWN {CYN}
{RVS}{3 SPACES}SHIFT-O
{OFF}={WHT}STORE PIC.
{CYN}"
ED 950 PRINT"{RVS} D,E{OFF}={
WHT}DRAW/ERASE
{2 SPACES}{CYN}{RVS}
{5 SPACES}SPACE{OFF}={
WHT}DRAW COLOR{CYN}"
JF 960 PRINT"{RVS}{3 SPACES}B
{OFF}={WHT}BRUSH SIZE
{2 SPACES}{CYN}{RVS}
{3 SPACES}SHIFT-A{OFF}={
WHT}EXCH COLOR{CYN}"
XE 970 PRINT"{RVS}C(2){OFF}={
WHT}CLEAR{7 SPACES}
{CYN}{RVS}{9 SPACES}A
{OFF}={WHT}PEN COLOR
{CYN}"
XH 980 PRINT"{RVS}O(2){OFF}={
WHT}OOPS{8 SPACES}
{CYN}{RVS}{7 SPACES}+,-
{OFF}={WHT}PEN SPEED
{CYN}"
SJ 990 PRINT"{BLK}CCCCCCCCCCCC
CCCCCCCCCCCCCCCCCCCC
CCCC[UP]"
RG 1000 PRINT"{UP}{12 SPACES}M
AJOR FUNCTIONS{CYN}"
QF 1010 PRINT"{RVS}{3 SPACES}F
{OFF}={WHT}FILL
{8 SPACES}{CYN}{RVS}
{9 SPACES}X{OFF}={WHT}
TRANSFER{CYN}"
QM 1020 PRINT"{RVS}{3 SPACES}L
{OFF}={WHT}LINES
{7 SPACES}{CYN}{RVS}
{9 SPACES}N{OFF}={WHT}
RETRANSFER{CYN}"
XB 1030 PRINT"{RVS}{3 SPACES}R
{OFF}={WHT}RAYS
{8 SPACES}{CYN}{RVS}
{9 SPACES}T{OFF}={WHT}
TEXT{CYN}"
AH 1040 PRINT"{RVS}{3 SPACES}S
{OFF}={WHT}SQUARE
{6 SPACES}{CYN}{RVS}
{3 SPACES}CURSORS{OFF}
={WHT}SHIFT SCREEN
{CYN}"
PF 1050 PRINT"{UP}{RVS}
{3 SPACES}Z{OFF}={WHT}
ZOOM{8 SPACES}{CYN}
{RVS}{3 SPACES}SHIFT-S
{OFF}={WHT}SHADE
{6 SPACES}{CYN}"
GE 1060 PRINT"{RVS}{3 SPACES}I
{OFF}={WHT}ELLIPSE
{5 SPACES}{CYN}{RVS}
{3 SPACES}SHIFT-R{OFF}
={WHT}RAPID COLORS
{CYN}"
ME 1070 PRINT"{UP}{RVS}
{3 SPACES}Q{OFF}={WHT}
DIAMOND{5 SPACES}{CYN}
{RVS}SFT-RETURN{OFF}={
WHT}DIRECTORY{CYN}"
MC 1080 PRINT"{BLK}CCCCCCCCCCCC
CCCCCCCCCCCCCCCCCCCC
CCCC[UP]"
CS 1090 PRINT"{UP}{13 SPACES}F
UNCTION KEYS{CYN}"
CA 1100 PRINT"{RVS}{2 SPACES}F
1{OFF}={WHT}EXIT PROGR
AM{CYN}{RVS}{8 SPACES}
F2{OFF}={WHT}SWAP SCRE
ENS{CYN}"
RO 1110 PRINT"{UP}{RVS}
{2 SPACES}F3{OFF}={
WHT}SAVE SKETCH {CYN}
{RVS}{8 SPACES}F4{OFF}
={WHT}LOAD SKETCH{CYN}
"
PD 1120 PRINT"{RVS}{2 SPACES}F
5{OFF}={WHT}SAVE TRANS
. {CYN}{RVS}{8 SPACES}
F6{OFF}={WHT}LOAD TRAN
S. {CYN}"
HC 1130 PRINT"{RVS}{2 SPACES}F
7{OFF}={WHT}HELP SCREE
N {CYN}{RVS}{8 SPACES}
F8{OFF}={WHT}COPY SCRE
EN{CYN}"
SR 1140 PRINT"{BLK}CCCCCCCCCCCC
CCCCCCCCCCCCCCCCCCCC
CCCC[3 UP]"
MS 1150 PRINT"{2 DOWN}
{10 SPACES}{RVS}RETURN
TO CONTINUE{OFF}
{3 UP}{CYN}"
JB 1160 GET FC$:IF FC$<>"" THE
N GOTO1160
HH 1170 GET FC$:IF FC$="" THEN
GOTO1170
FM 1180 RETURN
GM 1190 REM PRINT BORDER
HM 1200 POKE53280,6:POKE53281,
6:PRINT"{CLR}":
BJ 1210 BC$="{RVS}{OFF}":CR$=
"{BLK}{WHT}{RED}{CYN}
{PUR}{GRN}[7][YEL][1]
[2][3][4][5][6][7][8]"
:CP=1
CH 1220 FOR C=1 TO 40:GOSUB127
0:NEXT
GC 1230 FOR C=1 TO 23:GOSUB127
0:PRINT"{2 LEFT}{DOWN}
":GOSUB1270:NEXT
HS 1240 FOR C=1 TO 39:GOSUB127
0:NEXT
MF 1250 PRINT"{LEFT}":CHR$(148
):PRINT" {HOME}
{3 DOWN}"
KS 1260 RETURN
JK 1270 REM BORDER CHARACTER
DE 1280 CP=CP+1:IF CP>16 THEN
{SPACE}CP=1
QS 1290 PRINT MID$(CR$,CP,1):B
C$:
AA 1300 RETURN
SA 1310 OPEN2,8,2:CLOSE2
DM 1320 IF ST<>0 THEN GOTO1350
RF 1330 OPEN15,8,15:OPEN2,8,2,
"$,P,R":INPUT#15,E,E$:
CLOSE2:CLOSE15
BR 1340 IF E=0 THEN GOTO1390
AR 1350 B=B+1:IF B<2 THEN GOTO
1310
MF 1360 B=0

```


MR 1370 PRINT"TURN ON THE DISK
DRIVE AND INSERT A DI
SK"
DK 1380 GOSUB840:PRINT"[DOWN]"
:GOTO1310
XK 1390 RETURN

Color Pad .O

80E8:AD 48 03 F0 04 20 2F 8E CF
80F0:60 20 FB 80 20 24 81 20 66
80F8:30 81 60 AD 18 D0 09 08 77
8100:8D 18 D0 AD 11 D0 09 20 C2
8108:8D 11 D0 AD 16 D0 09 10 21
8110:8D 16 D0 20 51 81 AD 15 7C
8118:D0 09 01 8D 15 D0 A9 00 FD
8120:8D 47 03 60 20 C0 82 20 78
8128:AB 82 AD 47 03 F0 F5 60 F3
8130:20 7D 8A AD 16 D0 29 EF 05
8138:8D 16 D0 AD 18 D0 29 F7 CA
8140:8D 18 D0 AD 11 D0 29 DF 03
8148:8D 11 D0 A9 00 8D 15 D0 3C
8150:60 AD 35 03 C9 57 D0 06 19
8158:20 75 8A 4C A8 81 A9 57 D4
8160:8D 35 03 A9 00 85 FB A9 2A
8168:20 85 FC A0 00 98 91 FB 08
8170:20 FF 91 A5 FC C9 3F D0 6E
8178:F4 A5 FB C9 40 D0 EE AD 4C
8180:44 03 8A 0A 0A 0A D0 43 1E
8188:03 8D 86 92 A9 00 85 FB BE
8190:A9 04 85 FC AD 86 92 91 28
8198:FB 20 FF 91 A5 FC C9 07 76
81A0:D0 F2 A5 FB C9 E7 D0 EC B9
81A8:20 7D 8A A9 00 85 FB A9 BE
81B0:20 85 FC A9 01 8D 3E 03 1D
81B8:8D 40 03 8D 41 03 A9 00 35
81C0:8D 3F 03 8D 10 D0 A9 C0 6B
81C8:8D 42 03 AD 44 03 8D 45 EC
81D0:03 8D 20 D0 A9 F5 8D FB 03
81D8:07 A9 00 85 FD A9 04 85 46
81E0:FE A9 64 8D 86 92 20 6C 5E
81E8:89 20 3D 8A CE 86 92 D0 8F
81F0:F5 A9 00 8D 67 03 AD 9E 73
81F8:3F 09 18 8D 9E 3F AD E0 E7
8200:3F 09 18 8D 9E 3F A9 01 1B
8208:8D 68 03 60 20 F2 91 AD F1
8210:00 DC 8D B8 92 29 10 F0 D3
8218:08 A9 01 8D 66 03 4C 3D 99
8220:02 CE 66 03 AD 66 03 D0 F4
8228:14 A9 64 8D 66 03 67 09
8230:03 F0 05 A9 00 4C 3A 82 56
8238:A9 01 8D 67 03 AD 67 03 1B
8240:F0 13 A9 BE 8D 98 3F 8D 7E
8248:9E 3F A9 7D 8D DA 3F 8D 5D
8250:E0 3F 4C 65 82 A9 A0 8D FE
8258:98 3F 8D 9E 3F A9 05 8D 4D
8260:DA 3F 8D E0 3F AD 68 03 E6
8268:F0 0D A9 A0 8D 9B 3F A9 6B
8270:05 8D DD 3F 4C 7F 82 A9 1A
8278:00 8D 9B 3F 8D DD 3F AD 58
8280:B8 92 29 08 D0 03 20 6C 68
8288:89 AD B8 92 29 04 D0 03 FB
8290:20 B6 89 AD B8 92 29 01 C2
8298:D0 03 20 00 8A AD B8 92 D9
82A0:29 02 D0 03 2D 8A 20 30
82A8:7F 8F 60 A5 C6 D0 01 60 93
82B0:20 E4 FF C9 44 F0 64 C9 14
82B8:45 F0 63 C9 43 F0 62 C9 12
82C0:85 F0 61 C9 41 F0 69 C9 F7
82C8:20 F0 5C C9 2D F0 5B C9 EF
82D0:2B F0 5A C9 A0 F0 71 C9 05
82D8:C1 F0 58 C9 53 F0 59 C9 79
82E0:58 F0 56 C9 4E F0 55 C9 60
82E8:46 F0 5A C9 4F F0 50 C9 DD
82F0:CF F0 4F C9 89 F0 57 C9 29
82F8:86 F0 50 C9 8A F0 4C C9 9E
8300:87 F0 48 C9 8B F0 44 C9 1F
8308:8D F0 40 C9 88 F0 3A C9 01
8310:8C F0 41 C9 42 F0 3C 20 C8
8318:00 C0 60 4C 57 83 4C 5D DE
8320:83 4C BE 83 4C 63 83 4C 4F
8328:69 83 4C 7C 83 4C 8C 83 FF
8330:4C AE 83 4C DA 83 4C DE 9A

8338:83 4C E2 83 4C E6 83 4C F9
8340:FF 83 4C FB 83 4C F7 83 32
8348:4C 9B 83 4C 16 84 4C 1A 07
8350:84 4C 1E 84 4C 30 84 A9 8E
8358:01 8D 68 03 60 A9 00 8D B7
8360:68 03 60 A9 01 8D 47 03 D2
8368:60 EE 45 03 AD 45 03 C9 86
8370:10 D0 05 A9 00 8D 45 03 B2
8378:8D 20 D0 60 AD 46 03 69 64
8380:0A 18 C9 F0 90 02 A9 F0 AB
8388:8D 46 03 60 AD 46 03 E9 C4
8390:0A 18 C9 0F B0 F2 A9 10 81
8398:4C 88 83 CE 45 03 AD 45 1C
83A0:03 C9 FF D0 05 A9 0F 8D 23
83A8:45 03 8D 20 D0 60 EE 27 D3
83B0:D0 AD 27 D0 C9 10 D0 05 B2
83B8:A9 00 8D 27 D0 60 A9 00 14
83C0:8D 15 D0 20 E4 FF F0 F6 EF
83C8:A2 01 8E 15 D0 C9 43 D0 89
83D0:08 A9 00 8D 35 03 20 51 66
83D8:81 60 20 39 84 60 20 34 6A
83E0:85 60 20 AC 87 60 A9 60 03
83E8:8D 45 86 20 06 86 A9 8D 06
83F0:8D 45 86 20 A9 88 60 20 33
83F8:42 8B 60 20 7D 8A 60 A2 8B
8400:00 8E 15 D0 20 E4 FF F0 E1
8408:F6 A2 01 8E 15 D0 C9 4F 0D
8410:D0 03 20 75 8A 60 8D 47 D5
8418:03 60 20 7E 8E 60 AD 69 61
8420:03 C9 57 F0 05 A9 57 4C E0
8428:2C 84 A9 00 8D 69 03 60 16
8430:20 ED 8E A9 57 8D C4 92 3E
8438:60 A0 00 B1 FB 2D 42 03 D0
8440:D0 07 AD 45 03 8D 21 D0 DE
8448:60 8D 87 92 AD 42 03 8D 09
8450:88 92 4E 88 92 4E 88 92 06
8458:AD 88 92 F0 09 4E 87 92 DE
8460:4E 87 92 4C 52 84 AD 87 11
8468:92 C9 02 F0 28 C9 01 F0 D7
8470:2E A5 FD 18 69 00 85 FD 8F
8478:A5 FE 69 D4 85 FE B1 FD 18
8480:29 0F 8D 87 92 A5 FD 38 6B
8488:E9 00 85 FD A5 FE E9 D4 E8
8490:85 FE 4C A8 84 B1 FD 29 40
8498:0F 8D 87 92 4C A8 84 B1 66
84A0:FD 4A 4A 4A 4A 8D 87 92 53
84A8:20 31 92 A9 00 85 FD A9 B6
84B0:04 85 FE B1 FD 29 0F CD 98
84B8:87 92 F0 3A B1 FD 4A 4A 50
84C0:4A 4A CD 87 92 F0 3B A5 28
84C8:FD 18 69 00 85 FD A5 FE 72
84D0:69 D4 85 FE B1 FD 29 0F 4B
84D8:CD 87 92 D0 09 B1 FD 29 3E
84E0:F0 0D 45 03 91 FD A5 FD 4C
84E8:38 E9 00 85 FD A5 FE E9 4F
84F0:D4 85 FE 4C 16 85 B1 FD 92
84F8:29 F0 0D 45 03 91 FD 4C 6F
8500:16 85 AD 45 03 0A 0A 0A DF
8508:0A 8D 90 92 B1 FD 29 0F 9D
8510:0D 90 92 4C FD 84 A5 FD 28
8518:18 69 01 85 FD A5 FE 69 EF
8520:00 85 FE C9 07 D0 0A A5 3E
8528:FD C9 E8 D0 04 20 3C 92 7A
8530:60 4C B3 84 20 A6 85 A5 89
8538:C6 D0 60 20 F2 91 20 56 5D
8540:86 A5 C6 D0 56 A9 01 8D C6
8548:67 03 AD 78 69 8D 95 92 44
8550:20 6C 89 20 7F 8F CE 95 27
8558:92 D0 F5 AD 79 69 8D 95 9C
8560:92 20 3D 8A 20 7F 8F CE F9
8568:95 92 D0 F5 AD 78 69 8D 0C
8570:95 92 20 B6 89 20 7F 8F B5
8578:CE 95 92 D0 F5 AD 79 69 72
8580:8D 95 92 20 00 8A 20 7F F5
8588:8F CE 95 92 D0 F5 A9 00 9C
8590:8D 67 03 A9 02 8D 66 03 4D
8598:4C 37 85 A9 01 8D 15 D0 1C
85A0:A9 00 8D 67 03 60 20 60 88
85A8:86 A5 C6 D0 53 AD 00 DC 74
85B0:8D B8 92 29 10 D0 08 A9 13
85B8:64 8D 66 03 4C 00 86 AD 73
85C0:78 69 18 C9 0A B0 0B AD D8
85C8:79 69 18 C9 0A B0 03 20 C3

85D0:F2 91 AD B8 92 29 08 D0 15
85D8:03 EE 78 69 AD B8 92 29 65
85E0:04 D0 03 CE 78 69 AD B8 EC
85E8:92 29 D0 03 EE 79 69 05
85F0:AD B8 92 29 01 D0 03 CE 06
85F8:79 69 20 B5 86 4C A9 85 B8
8600:A9 00 8D 67 03 60 A9 00 F6
8608:A2 40 9D 80 03 CA D0 FA 12
8610:8E 80 03 A9 10 8D 96 03 66
8618:8D 99 03 8D 9F 03 8D A2 52
8620:03 A9 7C 8D 9C 03 A9 0E D3
8628:8D F9 07 8D FA 07 8D FB 3F
8630:07 8D FC 07 AD 27 D0 8D 6D
8638:28 D0 8D 29 D0 8D 2A D0 B3
8640:8D 2B D0 A9 1E 8D 15 D0 B5
8648:A9 00 8D 67 03 A9 01 8D A0
8650:78 69 8D 79 69 60 A5 C6 1C
8658:F0 01 60 AD 27 D0 8D 28 C4
8660:D0 8D 29 D0 8D 2A D0 8D AF
8668:2B D0 AD 00 DC 8D B8 92 16
8670:29 10 F0 08 A9 01 8D 66 87
8678:03 4C 87 86 CE 66 03 D0 5A
8680:06 A9 64 8D 66 03 60 AD 0E
8688:B8 92 29 08 D0 03 20 6C 7B
8690:89 AD B8 92 29 04 D0 03 0C
8698:20 B6 89 AD B8 92 29 02 D3
86A0:D0 03 20 3D 8A AD B8 92 BD
86A8:29 01 D0 03 20 00 8A 20 0B
86B0:B5 86 4C 56 86 AD 78 69 6E
86B8:D0 05 A9 01 8D 78 69 C9 9F
86C0:A0 D0 05 A9 9F 8D 78 69 1B
86C8:AD 79 69 D0 05 A9 01 8D A3
86D0:79 69 C9 C8 D0 05 A9 C7 70
86D8:8D 79 69 AD 78 69 8D 8C 24
86E0:92 AD 00 D0 8D 02 D0 AD 73
86E8:01 D0 8D 03 D0 AD 10 D0 BA
86F0:29 01 F0 08 AD 10 D0 09 C9
86F8:02 4C 01 87 AD 10 D0 29 26
8700:FD 8D 10 D0 20 6C 89 20 6B
8708:7F 8F CE 8C 92 D0 F5 AD CE
8710:00 D0 8D 04 D0 AD 01 D0 55
8718:8D 05 D0 AD 10 D0 29 01 3B
8720:F0 08 AD 10 D0 09 04 4C 5F
8728:2F 87 AD 10 D0 29 FB 8D 18
8730:10 D0 AD 79 69 8D 8C 92 5E
8738:20 3D 8A 20 7F 8F CE 8C 5E
8740:92 D0 F5 AD 00 D0 8D 06 CA
8748:D0 AD 01 D0 8D 07 D0 AD 30
8750:10 D0 29 01 F0 08 AD 10 E3
8758:D0 09 08 4C 63 87 AD 10 7C
8760:D0 29 F7 8D 10 D0 AD 78 91
8768:69 8D 8C 92 20 B6 89 20 59
8770:7F 8F CE 8C 92 D0 F5 AD 37
8778:00 D0 8D 08 D0 AD 01 D0 FD
8780:8D 09 D0 AD 10 D0 29 01 A4
8788:F0 08 AD 10 D0 09 10 4C DF
8790:97 87 AD 10 D0 29 EF 8D 9C
8798:10 D0 AD 79 69 8D 8C 92 5E
87A0:20 00 8A 20 7F 8F CE 8C 77
87A8:92 D0 F5 60 A9 47 8D C0 40
87B0:86 A9 46 8D C4 86 A9 56 F8
87B8:8D D3 86 A9 55 8D D7 86 06
87C0:20 A6 85 A5 C6 F0 03 4C E0
87C8:38 89 AD 45 03 8D 8D 92 5C
87D0:A5 02 8D 8E 92 A5 03 8D 8C
87D8:8F 92 A9 7A 85 02 A9 69 22
87E0:85 03 A9 00 AD 00 91 02 D2
87E8:8D 15 D0 AD 78 69 8D BD 30
87F0:92 AD 79 69 8D BE 92 A0 A7
87F8:00 B1 FB 2D 42 03 F0 40 07
8800:CD 42 03 D0 27 A5 FD 18 D9
8808:69 00 85 FD A5 FE 69 D4 2F
8810:85 FE B1 FD 29 0F 8D 97 F1
8818:92 A5 FD 38 E9 00 85 FD 77
8820:A5 FE E9 D4 85 FE AD 97 69
8828:92 4C 42 88 29 AA F0 07 43
8830:B1 FD 29 0F 4C 42 88 B1 DD
8838:FD 4A 4A 4A 4A 4C 42 88 59
8840:A9 FF 91 02 A5 02 18 69 47
8848:01 85 02 A5 03 69 00 85 19
8850:03 CE BD 92 F0 16 A9 FF AA
8858:38 ED 42 03 8D A7 92 B1 5B
8860:FB 2D A7 92 01 FB 20 6C 02

8868:89 4C F7 87 AD 78 69 8D 78
8870:BD 92 CE BD 92 F0 06 20 3F
8878:BF 09 4C 72 88 CE BE 92 87
8880:F0 8C 20 3D 8A AD 78 69 4A
8888:8D BD 92 4C F7 87 AD 79 99
8890:69 8D BE 92 CE BE 92 F0 42
8898:06 20 00 8A 4C 94 88 AD D0
88A0:8E 92 85 02 AD BF 92 85 C4
88A8:03 A5 02 8D 8E 92 A5 03 CA
88B0:8D 8F 92 AD 45 03 8D 8D 78
88B8:92 A9 1E 8D 15 D0 20 56 9C
88C0:86 A5 C6 F0 03 4C 38 89 A9
88C8:AD 7A 85 02 A9 69 85 03 1F
88D0:4A 78 69 8D BD 92 AD 79 E9
88D8:69 8D BE 92 A0 00 B1 02 6D
88E0:C9 FF F0 06 8D 45 03 20 FC
88E8:8B 90 A5 02 18 69 01 85 AC
88F0:02 A5 03 69 00 85 03 CE 4E
88F8:BD 92 F0 06 20 6C 89 4C 1E
8900:DC 88 AD 78 69 8D BD 92 7A
8908:CE BD 92 F0 06 20 B6 89 F0
8910:4C 08 89 CE BE 92 F0 0C 97
8918:20 3D 8A AD 78 69 8D BD F8
8920:92 4C DC 88 AD 79 69 8D 67
8928:BE 92 CE BE 92 F0 06 20 89
8930:00 8A 4C 2A 89 4C A9 88 6B
8938:A9 64 8D 66 03 A9 00 8D 9D
8940:07 03 8D 01 8D 15 D0 AD 1D
8948:8D 92 8D 45 03 AD 8E 92 4B
8950:85 02 AD 8F 92 85 03 A9 AF
8958:A0 8D C0 86 A9 9F 8D C4 4B
8960:86 A9 C8 8D D3 86 A9 C7 E6
8968:8D D7 86 60 AD 3F 03 F0 70
8970:07 AD 3E 03 C9 3F 8D 3D D4
8978:AD 3E 03 18 69 02 8D 3E 80
8980:03 AD 3F 03 69 00 8D 3F 3E
8988:03 AD 42 03 4A 4A C9 00 10
8990:F0 04 8D 42 03 60 A9 C0 A0
8998:8D 42 03 A5 FB 18 69 08 D8
89A0:85 FB A5 FC 69 00 85 FC 4D
89A8:A5 FD 18 69 01 85 FD A5 67
89B0:FE 69 00 85 FE 60 AD 3F 0A
89B8:03 D0 07 AD 3E 03 C9 01 CF
89C0:F0 3D AD 3E 03 38 E9 02 04
89C8:8D 3E 03 AD 3F 03 E9 00 47
89D0:8D 3F 03 AD 42 03 0A 0A F1
89D8:C9 00 F0 04 8D 42 03 60 0B
89E0:A9 03 8D 42 03 A5 FB 38 3E
89E8:E9 08 85 FB A5 FC E9 00 58
89F0:85 FC A5 FD 38 E9 01 85 8B
89F8:FD A5 FE E9 00 85 FE 60 67
8A00:AD 40 03 C9 01 F0 35 CE FD
8A08:40 03 CE 41 03 D0 20 A9 31
8A10:08 8D 41 03 A5 FB 38 E9 5C
8A18:39 85 FB A5 FC E9 01 85 1C
8A20:FC A5 FD 38 E9 28 85 FD 59
8A28:A5 FE E9 00 85 FE 60 A5 9B
8A30:FB 38 E9 01 85 FB A5 FC 03
8A38:E9 00 85 FC 60 AD 40 03 FF
8A40:C9 C8 F0 30 EE 40 03 EE FA
8A48:41 03 AD 41 03 C9 A9 D0 AA
8A50:20 A9 01 8D 41 03 A5 FB 36
8A58:18 69 39 85 FB A5 FC 69 2D
8A60:01 85 FC A5 FD 18 69 28 9C
8A68:85 FD A5 FE 69 00 85 FE B9
8A70:60 20 FF 91 60 A9 01 8D 10
8A78:BF 92 4C 82 8A A9 00 8D 4C
8A80:BF 92 EE 20 D0 20 1B 92 C9
8A88:20 31 92 A9 00 85 FB A9 9E
8A90:20 85 FC A9 68 85 FD A9 50
8A98:42 85 FE A0 00 AD BF 92 E2
8AA0:D0 07 B1 FB 91 FD 4C AD A0
8AA8:8A B1 FD 91 FC 20 FF 91 3A
8AB0:20 D0 92 A5 FC C9 3F D0 24
8AB8:E4 A5 FB C9 40 D0 DE A9 72
8AC0:00 85 FB A9 04 85 FC AD 2F
8AC8:BF 92 D0 07 B1 FB 91 FD 8B
8AD0:4C D7 8A B1 FD 91 FB 20 BC
8AD8:FF 91 20 0D 92 A5 FC C9 16
8AE0:07 D0 E4 A5 FB A9 E8 D0 4E
8AE8:FE A9 00 85 FB C9 D8 85 ED
8AF0:FC AD BF 92 D0 07 B1 FB 13
8AF8:91 FD 4C 01 8B B1 FD 91 A0

8B00:FB 20 FF 91 20 0D 92 A5 36
8B08:FC C9 DB D0 E4 A5 FB C9 18
8B10:E8 D0 DE 20 26 92 20 3C A5
8B18:92 CE 20 D0 AD BF 92 D0 9F
8B20:16 AD 90 65 29 0F 8D 90 47
8B28:65 AD 21 D0 0A 0A 0A 25
8B30:0D 90 65 8D 90 65 60 AD FF
8B38:90 65 4A 4A 4A 4A 8D 21 96
8B40:D0 60 A9 01 8D 67 03 A5 D2
8B48:FB 8D 9A 92 A5 FC 8D 9B 15
8B50:92 AD 41 03 8D 9C 92 AD 26
8B58:42 03 8D 9D 92 AD 3E 03 A7
8B60:8D 9E 92 AD 3F 03 8D 9F D3
8B68:92 AD 40 03 8D A0 92 A5 26
8B70:FD 8D A1 92 A5 FE 8D A2 2E
8B78:92 AD 68 03 8D A3 92 AD 4F
8B80:69 03 8D A9 92 A9 00 8D 22
8B88:69 03 8D 15 D0 A9 01 8D D4
8B90:68 03 A9 00 8D C0 92 8D F3
8B98:C1 92 20 E8 8D A4 92 46
8BA0:29 0F CD 45 03 D0 43 4C CB
8BA8:AD 8C AD 3F 03 D0 0A AD 80
8BB0:3E 03 C9 01 D0 03 4C C7 E3
8BB8:8B 20 B6 89 20 E8 8D CD 9A
8BC0:A4 92 F0 E6 20 6C 89 A5 C6
8BC8:C6 F0 03 4C AD 8C A0 00 85
8BD0:20 E8 8D CD A4 92 F0 03 15
8BD8:4C 12 8C A9 00 8D C2 92 15
8BE0:8D C3 92 20 F6 8C 20 6F 9D
8BE8:8D 20 7F 8F AD 3F 03 F0 19
8BF0:0A AD 3E 03 C9 3F D0 03 60
8BF8:4C 12 8C 20 6C 89 20 E8 01
8C00:8D CD A4 92 D0 0C 20 F6 FE
8C08:8C 20 F6 8D 20 7F 8F 4C A0
8C10:EC 8B AD C0 92 18 CD C1 96
8C18:92 B0 03 4C 64 8C AE C0 3F
8C20:92 F0 F8 BD 60 6D 85 FE 7C
8C28:CA BD 60 6D 85 FD CA BD 70
8C30:60 6D 8F 40 03 CA BD 60 A9
8C38:6D 8D 3F 03 CA BD 60 6D FE
8C40:8D 3E 03 CA BD 60 6D 8D 94
8C48:42 03 CA BD 60 6D 8D 41 8D
8C50:03 CA BD 60 6D 85 FC CA A1
8C58:BD 60 6D 85 FB CA 8E C0 57
8C60:92 4C AA 8B AE C1 92 D0 56
8C68:03 4C AD 8C BD 54 6F 85 38
8C70:FE CA BD 54 6F 85 FC CA 11
8C78:BD 54 6F 8D 40 03 CA BD AD
8C80:54 6F 8D 3F 03 CA BD 54 58
8C88:6F 8D 3E 03 CA BD 54 6F 1A
8C90:8D 42 03 CA BD 54 6F 8D B9
8C98:41 03 CA BD 54 6F 85 FC B0
8CA0:CA BD 54 6F 85 FB CA 8E 50
8CA8:C1 92 4C AA 8B AD 9A 92 56
8CB0:85 FB AD 9B 92 85 FC AD 4D
8CB8:9C 92 8D 41 03 AD 9D 92 27
8CC0:8D 42 03 AD 9E 92 8D 3E 05
8CC8:03 AD 9F 92 8D 3F 03 AD 09
8CD0:A0 92 8D 40 03 AD A1 92 39
8CD8:85 FD AD A2 92 85 FE AD 6A
8CE0:A3 92 8D 68 03 AD A9 92 5D
8CE8:8D 69 03 A9 00 8D 67 03 26
8CF0:A9 01 8D 15 D0 60 AD 40 C5
8CF8:03 C9 01 F0 28 20 00 8A 81
8D00:20 E8 8D CD A4 92 F0 0D 52
8D08:AD C2 92 F0 15 A9 00 8D E8
8D10:C2 92 4C 22 8D AD C2 92 18
8D18:D0 08 20 26 8D A9 01 8D A6
8D20:C2 92 20 3D 8A 60 AD C0 0B
8D28:92 18 C9 F5 90 01 60 AA 1F
8D30:E8 A5 FB 9D 60 6D E8 A5 B2
8D38:FC 9D 60 6D E8 AD 41 03 9F
8D40:9D 60 6D E8 AD 42 03 9D 98
8D48:60 6D E8 AD 3E 03 9D 60 80
8D50:6D E8 AD 3F 03 9D 60 6D C2
8D58:E8 AD 40 03 9D 60 6D E8 BD
8D60:A5 FD 9D 60 6D E8 A5 FE E0
8D68:9D 60 6D E8 C0 92 60 AD BF
8D70:40 03 C9 C8 F0 28 20 3D D7
8D78:8A 20 E8 8D CD A4 92 F0 ED
8D80:0D AD C3 92 F0 15 A9 00 5E
8D88:8D C3 92 4C 9B 8D AD C3 A4
8D90:92 D0 08 20 9F 8D A9 01 B3

8D98:8D C3 92 20 00 8A 60 AD 58
8DA0:C1 92 18 C9 F5 90 01 60 35
8DA8:AA E8 A5 FB 9D 54 6F E8 CD
8DB0:A5 FC 9D 54 6F E8 AD 41 92
8DB8:03 9D 54 6F E8 AD 42 03 C3
8DC0:9D 54 6F E8 AD 3E 03 9D 46
8DC8:54 6F E8 AD 3F 03 9D 54 77
8DD0:6F E8 AD 40 03 9D 54 6F 3E
8DD8:E8 A5 FD 9D 54 6F E8 A5 43
8DE0:FE 9D 54 6F 8E C1 92 60 65
8DE8:A0 00 B1 FB 2D 42 03 D0 93
8DF0:04 AD 21 D0 60 CD 42 03 6C
8DF8:D0 25 A5 FD 18 69 00 85 46
8E00:FD A5 FE 69 D4 85 FE B1 68
8E08:FD 29 0F 8D A5 92 A5 FD E9
8E10:38 E9 00 85 FD A5 FE E9 8A
8E18:D4 85 FE AD A5 92 60 29 1D
8E20:AA F0 05 B1 FD 29 0F 60 9D
8E28:B1 FD 4A 4A 4A 4A 60 A9 71
8E30:05 A2 08 A0 05 20 BA FF A1
8E38:AD 49 03 A2 4A A0 03 20 04
8E40:BD FF 20 1B 92 AD 48 03 D0
8E48:C9 86 D0 0F A9 68 85 FB EC
8E50:A9 42 05 FC A2 78 A0 69 F4
8E58:4C 69 8E A9 78 85 FB A9 DD
8E60:69 85 FC AE 5C 03 AC 5D C3
8E68:03 A9 FB 20 D8 FF 20 26 20
8E70:92 20 B7 FF 8D 48 03 20 89
8E78:E7 FF 20 CC FF 60 AD C4 FB
8E80:92 C9 57 D0 0A 20 A0 8E F1
8E88:20 ED 8E 20 75 8A 60 20 BB
8E90:ED 8E A9 57 8D C4 92 A9 41
8E98:00 8D 35 03 20 51 81 60 99
8EA0:20 1B 92 20 31 92 78 A5 53
8EA8:01 29 FC 85 01 A9 00 85 BC
8EB0:FB A9 A0 85 FC A9 68 85 87
8EB8:FD A9 42 85 FE A9 40 8D 8C
8EC0:C5 92 A9 BF 8D C6 92 20 63
8EC8:64 8F A9 00 85 FB A9 E0 81
8ED0:85 FC A9 D0 8D C5 92 A9 84
8ED8:E7 8D C6 92 20 64 8F A5 A6
8EE0:01 09 03 85 01 20 26 92 E0
8EE8:20 3C 92 58 60 20 1B 92 49
8EF0:20 31 92 EE 20 D0 A9 00 43
8EF8:85 FB A9 20 85 FC A9 00 82
8F00:85 FD A9 A0 85 FE A9 40 5C
8F08:8D C5 92 A9 3F 8D C6 92 9C
8F10:20 64 8F A9 00 85 FB A9 9C
8F18:04 85 FC A9 00 85 FD A9 90
8F20:E0 85 FE A9 E8 8D C5 92 27
8F28:A9 07 8D C6 92 20 64 8F 69
8F30:A9 00 85 FB A9 D8 85 FC 4D
8F38:A9 E8 8D C5 92 A9 DB 8D F4
8F40:C6 92 20 64 8F AD 00 8D BD
8F48:29 0F 8D 94 92 AD 21 D0 19
8F50:0A 0A 0A 0A 0D 94 92 8D 46
8F58:E8 E3 20 06 92 20 3C 92 6B
8F60:CE 20 D0 60 A0 00 B1 FB 73
8F68:91 FD 20 FF 91 20 0D 92 8D
8F70:A5 FC CD C6 92 D0 ED A5 21
8F78:FB CD C5 92 D0 E6 60 AD 7B
8F80:69 03 C9 57 D0 0D A9 02 D3
8F88:8D 87 92 AD 1D D0 09 1F DA
8F90:4C 9D 8F A9 0D 8D 87 92 0A
8F98:AD 1D D0 29 E0 8D 1D D0 CA
8FA0:AD 3E 03 18 6D 87 92 8D 44
8FA8:00 D0 AD 3F 03 69 00 D0 34
8FB0:0D A9 FF 8D F8 07 AD 10 E8
8FB8:D0 29 FE 4C C8 8F A9 FE 06
8FC0:8D F8 07 AD 1D D0 09 01 77
8FC8:8D 10 D0 AD 40 03 18 69 4F
8FD0:28 8D 01 D0 AD 67 03 F0 96
8FD8:0A 20 8B 90 AD 69 03 C9 62
8FE0:57 F0 01 60 A5 FB 8D AE F4
8FE8:92 A5 FC 8D AF 92 A5 FD 44
8FF0:8D B0 92 A5 FE 8D B1 92 D3
8FF8:AD 41 03 8D B2 92 AD 42 F5
9000:03 8D B3 92 AD 3E 03 8D 9F
9008:B4 92 AD 3F 03 8D B5 92 1E
9010:AD 40 03 8D B6 92 20 B6 48
9018:89 20 8B 90 20 3D 20 AB
9020:8B 90 20 B6 89 20 8B 90 0F
9028:20 3D 8A 20 8B 90 20 B6 91

9030:89 20 8B 90 20 3D 8A 20 C3
 9038:8B 90 20 B6 89 20 8B 90 27
 9040:20 3D 8A 20 8B 90 20 B6 A9
 9048:89 20 8B 90 20 3D 8A 20 DB
 9050:8B 90 20 B6 89 20 8B 90 3F
 9058:AD AE 92 85 FB AD AF 92 2F
 9060:85 FC AD B0 92 85 FD AD 98
 9068:B1 92 85 FE AD B2 92 8D 92
 9070:41 03 AD B3 92 8D 42 03 36
 9078:AD B4 92 8D 3E 03 AD B5 D7
 9080:92 8D 3F 03 AD B6 92 8D 61
 9088:40 03 60 A0 00 20 47 92 42
 9090:AD 68 03 D0 03 4C E1 91 AE
 9098:AD 45 03 CD 21 D0 D0 03 B1
 90A0:4C E1 91 20 31 92 A5 FD B0
 90A8:18 69 00 85 FD A5 FE 69 76
 90B0:D4 85 FE B1 FD 8D 87 92 60
 90B8:20 3C 92 AD 87 92 29 0F 0E
 90C0:CD 45 03 F0 11 B1 FD 29 FD
 90C8:0F CD 45 03 D0 10 A9 AA 82
 90D0:8D 87 92 4C C4 91 A9 FF 71
 90D8:8D 87 92 4C C4 91 B1 FD 87
 90E0:4A 4A 4A 4A CD 45 03 D0 02
 90E8:08 A9 55 8D 87 92 4C DF 08
 90F0:91 20 31 92 A5 FB 85 FD 58
 90F8:A5 FC 85 FE AD 41 03 8D D2
 9100:87 92 A9 00 8D 88 92 8D 02
 9108:89 92 8D 8A 92 8D 8B 92 63
 9110:CE 87 92 F0 10 A5 FD 38 29
 9118:E9 01 85 FD A5 FE E9 00 FD
 9120:85 FE 4C 10 91 B1 FD 8D 2D
 9128:87 92 29 03 F0 0B CE 02 52
 9130:F0 15 C9 01 F0 17 EE 8B A7
 9138:92 4E 87 92 4E 87 92 AD B5
 9140:87 92 F0 0F 4C 2A 91 EE F7
 9148:88 92 4C 39 91 EE 89 92 5F
 9150:4C 39 91 EE 8A 92 AD 8A 8D
 9158:92 C9 08 F0 10 A5 FD 18 72
 9160:69 01 85 FD A5 FE 69 00 05
 9168:85 FE 4C 25 91 20 3C 92 02
 9170:AD 88 92 18 CD 89 92 B0 CA
 9178:11 CD 8B 92 8D 15 B1 FD 6D
 9180:29 F0 0D 45 03 91 FD 4C 11
 9188:CE 90 AD 89 92 18 CD 8B A1
 9190:92 90 1B 20 31 92 A5 FD A3
 9198:18 69 00 85 FD A5 FE 69 68
 91A0:D4 85 FE AD 45 03 91 FD A1
 91A8:20 3C 92 4C D6 90 B1 FD 5C
 91B0:29 0F 8D 88 92 AD 45 03 3F
 91B8:0A 0A 0A 0A 0D 88 92 91 86
 91C0:FD 4C E9 90 AD 42 03 2D E5
 91C8:87 92 8D 87 92 A9 FF 38 F1
 91D0:ED 42 03 8D 88 92 B1 FB A2
 91D8:2D 88 92 0D 87 92 91 FB 7D
 91E0:60 A9 FF 38 ED 42 03 8D 2E
 91E8:87 92 B1 FB 2D 87 92 4C 63
 91F0:DE 91 AE 46 03 AC 46 03 7C
 91F8:88 D0 FD CA D0 F7 60 A5 CD
 9200:FB 18 69 01 85 FB A5 FC CA
 9208:69 00 85 FC 60 A5 FD 18 10
 9210:69 01 85 FD A5 FE 69 00 B6
 9218:85 FE 60 A5 FB 8D B9 92 42
 9220:A5 FC 8D BA 92 60 AD B9 DF
 9228:92 85 FB AD BA 92 85 FC 7A
 9230:60 A5 FD 8D BB 92 A5 FE F9
 9238:8D BC 92 60 AD BB 92 85 B2
 9240:FD AD BC 92 85 FE 60 AD 27
 9248:70 03 C9 57 F0 05 C9 58 9C
 9250:F0 1B 60 CE 71 03 D0 14 FA
 9258:A9 0A 8D 71 03 EE 45 03 FE
 9260:AD 45 03 C9 10 D0 05 A9 22
 9268:00 8D 45 03 60 CE 71 03 ED
 9270:D0 0F AD 46 03 4A 4A 4A FB
 9278:8D 71 03 A9 01 8D 68 03 CD
 9280:60 A9 00 4C 7D 92 00 00 3B
 9288:00 00 00 00 00 00 00 AD
 9290:00 00 00 00 00 00 00 B5
 9298:00 00 00 00 00 00 00 BD
 92A0:00 00 00 00 00 00 00 C5
 92A8:00 00 00 00 00 00 00 CD
 92B0:00 00 00 00 00 00 00 D5
 92B8:00 00 00 00 00 00 00 DD
 92C0:00 00 00 00 00 00 00 E5

Color Pad 2.0

C000:C9 4C F0 14 C9 52 F0 13 65
 C008:C9 54 F0 12 C9 49 F0 11 29
 C010:C9 51 F0 10 20 E0 92 60 F3
 C018:4C 27 C0 4C 30 C0 4C 39 BC
 C020:C0 4C 3D C0 4C 46 C0 A9 6F
 C028:00 8D 53 CE 20 4E C6 60 8C
 C030:A9 01 8D 53 CE 20 4E C6 08
 C038:60 20 38 CB 60 A9 05 8D F6
 C040:9A CE 20 4F C0 60 A9 5A F0
 C048:8D 9A CE 20 4F C0 60 20 71
 C050:A6 85 A5 C6 F0 03 4C 48 1C
 C058:C6 A9 00 8D 5A CE 20 56 25
 C060:86 A5 C6 D0 03 4C CA C0 14
 C068:20 E4 FF C9 2B F0 07 C9 C4
 C070:2D F0 15 4C 9A C0 EE 5A 3C
 C078:CE AD 5A CE C9 5B D0 05 67
 C080:A9 5A 8D 5A CE 4C 5E C0 E9
 C088:CE 5A CE AD 5A CE C9 FF 5E
 C090:D0 05 A9 00 8D 5A CE 4C B0
 C098:5E C0 18 C9 30 B0 03 4C AF
 C0A0:AA C0 18 C9 3A B0 03 4C 2E
 C0A8:AD C0 4C 48 C6 A2 00 8E 8E
 C0B0:5A CE 38 E9 30 AA E0 00 A6
 C0B8:F0 0D AD 5A CE 18 69 0A 05
 C0C0:8D 5A CE AD 5A CE C9 FF 31
 C0C8:5E C0 A5 FB 8D 65 CE A5 63
 C0D0:FC 8D 66 CE A5 FD 8D 67 95
 C0D8:CE A5 FE 8D 68 CE AD 3E FB
 C0E0:03 8D 69 CE AD 3F 03 8D 5F
 C0E8:6A CE AD 40 03 8D 6B CE 01
 C0F0:AD 42 03 8D 6D CE AD 41 56
 C0F8:03 8D 6F CE AD 78 69 4A A6
 C100:8D 5B CE C9 00 F0 0B 8D FE
 C108:FC CD 20 6C 89 CE 0C CD 97
 C110:D0 F8 AD 79 69 4A 8D 5D 74
 C118:CE C9 00 F0 33 8D FC CD 1C
 C120:20 3D 8A CE FC CD D0 F8 FA
 C128:AC 5D CE A9 00 20 91 B3 25
 C130:20 0F BC A0 75 A9 00 20 9B
 C138:91 B3 20 2B BA 20 0F BC 59
 C140:A0 5A A0 00 20 91 B3 20 AE
 C148:14 BB 20 AA B1 8C 5D CE BC
 C150:A5 FB 8D 71 CE A5 FC 8D 03
 C158:72 CE A5 FD 8D 73 CE A5 DA
 C160:FE 8D 74 CE AD 3E 03 8D 3C
 C168:75 CE AD 3F 03 8D 76 CE 0E
 C170:AD 40 03 8D 77 CE AD 42 A8
 C178:03 8D 79 CE AD 41 03 8D 03
 C180:7B CE A0 AE A9 A8 20 A2 47
 C188:BB 20 0F BC A0 B4 A9 00 CA
 C190:20 91 B3 20 14 BB A2 00 D5
 C198:B5 61 9D 9C CE E8 E0 05 AD
 C1A0:D0 F6 AC 5D CE A9 00 20 F2
 C1A8:91 B3 20 0F BC AC 5B CE F4
 C1B0:A9 00 20 91 B3 20 53 B8 A3
 C1B8:20 58 BC A2 00 B5 61 9D 5B
 C1C0:A1 CE E8 E0 05 D0 F6 A9 F6
 C1C8:00 8D 5F CE A9 00 8D 60 51
 C1D0:CE A5 C6 F0 60 20 E4 FF 87
 C1D8:4C B9 C5 AD 5F CE 8D 8F 65
 C1E0:CE AD 60 CE 8D 90 CE 20 9C
 C1E8:F3 C5 AD 8D CE C9 02 F0 F8
 C1F0:15 C9 03 F0 1D C9 04 F0 E9
 C1F8:25 C9 05 F0 2D AD 5F CE DE
 C200:8D 91 CE 4C 33 C2 A9 B4 FB
 C208:38 ED 5F CE 8D 91 CE 4C 9A
 C210:33 C2 AD 5F CE 38 E9 B4 6B
 C218:8D 91 CE 4C 33 C2 A9 68 C7
 C220:38 ED 5F CE 8D 91 CE 4C B2
 C228:33 C2 AD 5F CE 38 E9 68 37
 C230:8D 91 CE AC 91 CE A9 00 A0
 C238:20 91 B3 A2 00 BD 9C CE D1
 C240:95 69 E8 E0 05 D0 F6 A5 15
 C248:61 20 2B BA 20 64 E2 20 10
 C250:0F BC AC 5B CE A9 00 20 15
 C258:91 B3 20 2B BA A2 00 B5 60
 C260:61 9D A6 CE E8 E0 05 D0 65
 C268:F6 20 2B BC 8D 89 CE 20 F2
 C270:0F BC A5 61 20 2B BA A2 3D
 C278:00 B5 61 9D B0 CE E8 E0 E4
 C280:05 D0 F6 AC 91 CE A9 00 81

C288:20 91 B3 A2 00 BD 9C CE 22
 C290:95 69 E8 E0 05 D0 F6 A5 65
 C298:61 20 2B BA 20 68 E2 20 7C
 C2A0:0F BC AC 5D CE A9 00 20 85
 C2A8:91 B3 20 2B BA A2 00 B5 B0
 C2B0:61 9D AB CE E8 E0 05 D0 56
 C2B8:F6 20 0F BC A5 61 20 2B 8D
 C2C0:BA A2 00 BD B0 CE 95 69 7D
 C2C8:E8 E0 05 D0 F6 A5 61 20 D9
 C2D0:6A B8 20 71 BF A2 00 B5 13
 C2D8:61 9D B5 CE E8 E0 05 D0 BF
 C2E0:F6 AD 89 CE C9 00 D0 13 6E
 C2E8:A0 01 A9 00 20 91 B3 A2 85
 C2F0:05 B5 61 9D A6 CE E8 E0 00
 C2F8:05 D0 F6 A2 00 BD A6 CE 51
 C300:95 61 BD AB CE 95 69 E8 A5
 C308:E0 05 D0 F1 20 14 BB 20 63
 C310:0E E3 20 0F BC A0 B4 A9 08
 C318:00 20 91 B3 20 2B BA 20 58
 C320:0F BC A0 AE A9 A8 20 A2 30
 C328:BB 20 14 BB 20 58 BC 20 CF
 C330:AA B1 8C 7D CE 8D 7E CE 5B
 C338:AD 5F CE 8D 8F CE AD 60 94
 C340:CE 8D 90 CE 20 F3 C5 AD 9B
 C348:8D CE C9 02 F0 17 C9 03 1E
 C350:F0 27 C9 04 F0 37 AD 7D D0
 C358:CE 8D 91 CE AD 7E CE 8D 5C
 C360:92 CE 4C 9E C3 A9 B4 38 BE
 C368:ED 7D CE 8D 91 CE A9 00 14
 C370:ED 7E CE 8D 92 CE 4C 9E 48
 C378:C3 A9 B4 18 6D 7D CE 8D F0
 C380:91 CE A9 00 6D 7E CE 8D 4A
 C388:92 CE 4C 9E C3 A9 68 38 4E
 C390:ED 7D CE 8D 91 CE A9 01 3D
 C398:ED 7E CE 8D 92 CE AD 91 26
 C3A0:CE 18 6D 5A CE 8D 91 CE 87
 C3A8:AD 92 CE 69 00 8D 92 CE 46
 C3B0:AD 91 CE 8D 8F CE AD 92 CB
 C3B8:CE 8D 90 CE 20 F3 C5 A9 10
 C3C0:00 8D 80 CE AD 8D CE C9 B3
 C3C8:02 F0 1D C9 03 F0 2F C9 D1
 C3D0:04 F0 3F C9 05 F0 51 AD 57
 C3D8:91 CE 8D 7F CE A9 01 8D 33
 C3E0:83 CE 8D 87 CE 4C 39 C4 E6
 C3E8:A9 B4 38 ED 91 CE 8D 7F BA
 C3F0:CE A9 00 8D 83 CE A9 01 CE
 C3F8:8D 87 CE 4C 39 C4 AD 91 91
 C400:CE 38 E9 B4 8D 7F CE A9 39
 C408:00 8D 83 CE 8D 87 CE 4C C6
 C410:39 C4 A9 68 38 ED 91 CE 8E
 C418:8D 7F CE A9 01 8D 83 CE D0
 C420:A9 00 8D 87 CE 4C 39 C4 87
 C428:AD 91 CE 38 E9 68 8D 7F D5
 C430:CE A9 01 8D 83 CE 8D 87 7E
 C438:CE AC 7F CE A9 00 20 91 50
 C440:B3 A2 00 BD 9C CE 95 69 DC
 C448:E8 E0 05 D0 F6 A5 61 20 5D
 C450:2B BA 20 64 E2 A2 00 BD C7
 C458:B5 CE 95 69 E8 E0 05 D0 5F
 C460:F6 A5 61 20 2B BA 20 AA 2C
 C468:B1 8C 81 CE AC 7F CE A9 B5
 C470:00 20 91 B3 A2 00 BD 9C 9C
 C478:CE 95 69 E8 E0 05 D0 F6 3E
 C480:A5 61 20 2B BA 20 6B E2 FB
 C488:A2 00 BD B5 CE 95 69 E8 FE
 C490:E0 05 D0 F6 A5 61 20 2B 73
 C498:BA 20 0F BC A0 5A A9 00 F6
 C4A0:20 91 B3 20 2B BA 20 0F AA
 C4A8:BC A0 75 A9 00 20 91 B3 59
 C4B0:20 14 BB 20 AA B1 8C 85 83
 C4B8:CE AD 71 CE 85 FB AD 72 1A
 C4C0:CE 85 FC AD 73 CE 85 FD 6D
 C4C8:AD 74 CE 85 FE AD 75 CE E0
 C4D0:8D 3E 03 AD 76 CE 8D 3F 35
 C4D8:03 AD 77 CE 8D 40 03 AD 4C
 C4E0:79 CE 8D 42 03 AD 7B CE 45
 C4E8:8D 41 03 AD 81 CE F0 13 01
 C4F0:AD 83 CE D0 06 20 B6 89 C0
 C4F8:4C FE C4 20 6C 89 CE 81 AB
 C500:CE D0 ED AD 85 CE F0 13 1C
 C508:AD 87 CE D0 06 20 3D 8A E8
 C510:4C 16 C5 20 00 8A CE 85 4F
 C518:CE D0 ED AD 5F CE D0 3A E9

C520:AD	60	CE	D0	35	A5	FB	8D	47	C7B8:3A	CE	85	FE	AD	3B	CE	8D	3F	CA50:CE	AD	51	CE	F0	06	20	00	AF
C528:2E	CE	A5	FC	8D	2F	CE	A5	6F	C7C0:3E	03	AD	3C	CE	8D	3F	03	D7	CA58:8A	4C	5F	CA	20	3D	8A	AD	97
C530:FD	8D	30	CE	A5	FE	8D	31	86	C7C8:AD	3D	CE	8D	40	03	AD	3F	D9	CA60:44	CE	D0	03	4C	99	C9	AD	20
C538:CE	AD	3E	03	8D	32	CE	AD	0F	C7D0:CE	8D	41	03	AD	40	CE	8D	1D	CA68:48	CE	18	6D	44	CE	8D	48	70
C540:3F	03	8D	33	CE	AD	40	03	C1	C7D8:42	03	A9	01	8D	41	CE	20	BE	CA70:CE	AD	49	CE	6D	45	CE	8D	9A
C548:8D	34	CE	AD	42	03	8D	36	CB	C7E0:10	C8	AD	42	CE	29	08	D0	80	CA78:49	CE	CD	47	CE	F0	07	C9	A6
C550:CE	AD	41	03	8D	35	CE	AD	C32	C7E8:03	20	6C	89	AD	42	CE	29	65	CA80:00	D0	0F	4C	99	C9	AD	48	88
C558:98	C5	AD	2E	CE	8D	37	CE	24	C7F0:04	D0	03	20	B6	89	AD	42	92	CA88:CE	18	CD	46	CE	B0	03	4C	35
C560:AD	2F	CE	8D	38	CE	AD	30	C9	C7F8:CE	29	01	D0	03	20	00	8A	8A	CA90:99	C9	EE	4C	CE	D0	03	EE	B6
C568:CE	8D	39	CE	AD	31	CE	8D	30	C800:AD	42	CE	29	02	D0	03	20	DE	CA98:4D	CE	AD	52	CE	F0	06	20	C9
C570:3A	CE	AD	32	CE	8D	3B	CE	97	C808:3D	8A	20	7F	8F	4C	B4	C6	B4	CAA0:6C	89	4C	A8	CA	20	B6	89	B0
C578:AD	33	CE	8D	3C	CE	AD	34	07	C810:AD	10	D0	29	01	F0	02	A9	A2	CAA8:AD	48	CE	38	ED	46	CE	8D	38
C580:CE	8D	3D	CE	AD	36	CE	8D	DC	C818:03	8D	10	D0	AD	00	D0	8D	3A	CAB0:48	CE	AD	49	CE	E9	00	8D	14
C588:40	CE	AD	35	CE	8D	3F	CE	EA	C820:02	D0	AD	01	D0	8D	03	D0	40	CAB8:49	CE	4C	99	C9	AD	41	CE	20
C590:A9	00	8D	41	CE	20	2F	C8	D4	C828:60	A9	01	8D	15	D0	60	20	1A	CAC0:F0	03	4C	FA	CA	AD	2E	CE	01
C598:AD	5F	CE	18	6D	9A	CE	8D	2F	C830:7F	8F	A9	01	8D	67	03	AD	68	CAC8:85	FB	AD	2F	CE	85	FC	AD	FC
C5A0:5F	CE	AD	60	CE	69	00	8D	F4	C838:15	D0	8D	43	CE	A9	00	8D	19	CAD0:30	CE	85	FD	AD	31	CE	85	18
C5A8:60	CE	C9	01	D0	08	AD	5F	C2	C840:15	D0	AD	41	CE	F0	35	A5	A4	CAD8:FE	AD	32	CE	8D	3E	03	AD	A5
C5B0:CE	18	C9	6C	B0	03	4C	D1	A5	C848:FB	8D	37	CE	A5	FC	8D	38	83	CAE0:33	CE	8D	3F	03	AD	34	CE	6F
C5B8:C1	AD	65	CE	85	FB	AD	66	08	C850:CE	A5	FD	8D	39	CE	A5	FE	9A	CAE8:8D	40	03	AD	36	CE	8D	42	DA
C5C0:CE	85	FC	AD	67	CE	85	FD	0F	C858:8D	3A	CE	AD	3E	03	8D	3B	48	CAF0:03	AD	35	CE	8D	41	03	4C	CA
C5C8:AD	68	CE	85	FE	AD	69	CE	C7	C860:CE	AD	3F	03	8D	3C	CE	AD	85	CAF8:2C	CB	AD	37	CE	85	FB	AD	F2
C5D0:8D	3E	03	AD	6A	CE	8D	3F	D6	C868:40	03	8D	3D	CE	AD	42	03	15	CB00:38	CE	85	FC	AD	39	CE	85	5D
C5D8:03	AD	6B	CE	8D	40	03	AD	CC	C870:8D	40	CE	AD	41	03	8D	3F	FD	CB08:FD	AD	3A	CE	85	FE	AD	3B	FC
C5E0:6D	CE	8D	42	03	AD	6F	CE	29	C878:CE	4C	AE	C8	A5	FB	8D	2E	4D	CB10:CE	8D	3E	03	AD	3C	CE	8D	F3
C5E8:8D	41	03	A9	1E	8D	15	D0	A8	C880:CE	A5	FC	8D	2F	CE	A5	FD	59	CB18:3F	03	AD	3D	CE	8D	40	03	C9
C5F0:4C	59	C0	AD	90	CE	D0	10	5D	C888:8D	30	CE	A5	FE	8D	31	CE	80	CB20:AD	40	CE	8D	42	03	AD	3F	0A
C5F8:AD	8F	CE	18	C9	5A	B0	08	BB	C890:AD	3E	03	8D	32	CE	AD	3F	29	CB28:CE	8D	41	03	AD	43	CE	8D	88
C600:A9	01	8D	8D	CE	4C	47	C6	2A	C898:03	8D	33	CE	AD	40	03	8D	64	CB30:15	D0	A9	00	8D	67	03	60	2C
C608:AD	90	CE	D0	10	AD	8F	CE	9C	C8A0:A4	CE	AD	42	03	8D	36	CE	63	CB38:A9	01	8D	54	CE	A5	3F	8D	F4
C610:18	C9	B4	B0	08	A9	02	8D	36	C8A8:AD	41	03	8D	35	CE	AD	34	0F	CB40:FC	CD	A5	40	8D	FD	CD	AD	30
C618:8D	CE	4C	47	C6	AD	90	CE	FA	C8B0:CE	18	CD	3D	CE	B0	12	A9	44	CB48:69	03	8D	06	CE	A9	00	8D	12
C620:F0	08	AD	8F	CE	18	C9	0E	4F	C8B8:00	8D	51	CE	AD	3D	CE	38	FC	CB50:69	03	A2	40	9D	80	03	CA	75
C628:B0	08	A9	03	8D	8D	CE	4C	02	C8C0:ED	34	CE	8D	46	CE	4C	D8	E7	CB58:D0	FA	A9	0E	8D	F9	07	A9	39
C630:47	C6	AD	8F	CE	18	C9	68	94	C8C8:C8	A9	01	8D	51	CE	AD	34	77	CB60:E0	8D	9D	03	8D	A0	03	AD	52
C638:B0	08	A9	04	8D	8D	CE	4C	22	C8D0:CE	38	ED	3D	CE	8D	46	CE	71	CB68:27	D0	8D	28	D0	A9	02	8D	BA
C640:47	C6	A9	05	8D	8D	CE	60	49	C8D8:AD	33	CE	CD	3C	CE	F0	07	CA	CB70:15	D0	A9	00	8D	67	03	20	2C
C648:A9	01	8D	15	D0	60	20	06	3C	C8E0:C9	01	FE	27	4C	F0	C8	AD	8D	CB78:7F	8F	AD	68	03	F0	05	A9	7F
C650:86	AD	27	D0	8D	28	D0	A9	D6	C8E8:32	CE	18	CD	3B	CE	B0	1B	B8	CB80:1F	4C	86	CB	A9	18	8D	9C	AD
C658:03	8D	15	D0	20	17	C8	A5	F2	C8F0:A9	01	8D	52	CE	AD	3B	CE	E0	CB88:03	8D	9F	03	AD	00	D0	8D	C5
C660:FB	8D	2E	CE	8D	37	CE	A5	8E	C8F8:38	ED	32	CE	8D	44	CE	AD	1E	CB90:02	D0	AD	01	D0	8D	03	D0	B6
C668:FC	8D	2F	CE	8D	38	CE	A5	3B	C900:3C	CE	ED	33	CE	8D	45	CE	5C	CB98:AD	10	D0	29	01	F0	02	A9	31
C670:FD	8D	30	CE	8D	39	CE	A5	E7	C908:4C	23	C9	A9	00	8D	52	CE	08	CBA0:03	8D	10	D0	20	E4	FF	F0	B1
C678:FE	8D	31	CE	8D	3A	CE	AD	9C	C910:AD	32	CE	38	ED	3B	CE	8D	EB	CBAB:CE	C9	5E	D0	10	EE	54	CE	A6
C680:3E	03	8D	32	CE	8D	3B	CE	B4	C918:44	CE	AD	33	CE	ED	3C	CE	DF	CBBA:A2	14	EC	54	CE	D0	14	8E	F1
C688:AD	3F	03	8D	33	CE	8D	3C	22	C920:8D	45	CE	AD	2E	CE	85	FB	34	CBB8:54	CE	4C	CB	C9	5F	D0	89	
C690:CE	AD	40	03	8D	34	CE	8D	91	C928:AD	2F	CE	85	FC	AD	30	CE	5E	CBC0:0A	CE	54	CE	D0	05	A2	01	69
C698:3D	CE	AD	42	03	8D	36	CE	DB	C930:85	FD	AD	31	CE	85	FE	AD	07	CBC8:8E	54	CE	C9	85	D0	03	4C	F4
C6A0:8D	40	CE	AD	41	03	8D	35	20	C938:32	CE	8D	3E	03	AD	33	CE	32	CBD0:D6	CD	C9	91	F0	1D	C9	11	3A
C6A8:CE	8D	3F	CE	A9	00	8D	67	A5	C940:8D	3F	03	AD	34	CE	8D	40	DD	CBD8:F0	1C	C9	1D	F0	1B	C9	9D	20
C6B0:03	8D	41	CE	20	F2	91	AD	D5	C948:03	AD	36	CE	8D	42	03	AD	A5	CBE0:F0	1A	C9	86	F0	0A	C9	0D	69
C6B8:77	02	F0	0D	C9	4C	D0	06	98	C950:35	CE	8D	41	03	A9	00	8D	44	CBE8:F0	03	4C	A0	CC	4C	FF	CB	B0
C6C0:20	E4	FF	4C	FF	C6	4C	29	39	C958:48	CE	8D	49	CE	8D	47	CE	14	CBF0:4C	1C	CC	4C	2E	CC	4C	49	9A
C6C8:C8	AD	00	DC	8D	42	CE	29	30	C960:8D	4D	CE	8D	4A	CE	8D	4B	B4	CBF8:CC	4C	64	CC	4C	82	CC	A9	13
C6D0:10	F0	08	A9	01	8D	66	03	4C	C968:CE	8D	4C	8E	8D	4E	CE	AD	2E	CC00:A0	8D	55	CE	20	B6	89	CE	A2
C6D8:4C	E2	C7	CE	66	03	F0	03	4F	C970:45	CE	18	6A	8D	45	CE	AD	D0	CC08:55	CE	D0	F8	A9	A0	8D	55	E9
C6E0:4C	E2	C7	A9	64	8D	66	03	0A	C978:44	CE	18	AD	44	CE	AD	45	06	CC10:CE	20	B6	89	CE	55	CE	D0	C2
C6E8:20	2F	C8	AD	53	CE	D0	0C	C9	C980:CE	D0	11	AD	44	CE	18	CD	08	CC18:F8	4C	49	CC	AD	68	03	F0	3D
C6F0:A9	01	85	C6	A9	4C	8D	77	C1	C988:46	CE	B0	08	A9	01	8D	50	46	CC20:08	A9	00	8D	68	03	4C	77	60
C6F8:02	4C	C6	C6	4C	E2	C7	AD	0B	C990:CE	4C	99	C9	A9	00	8D	50	27	CC28:CB	A9	01	4C	23	CC	AD	54	F2
C700:41	CE	D0	03	4C	76	C7	A5	9F	C998:CE	20	7F	8F	A5	C6	F0	08	B6	CC30:CE	8D	57	CE	A9	0A	8D	55	52
C708:FB	8D	37	CE	A5	FC	8D	38	41	C9A0:A9	01	8D	4A	CE	8D	4B	CE	B1	CC38:CE	20	00	8A	CE	55	CE	D0	24
C710:CE	A5	FD	8D	39	CE	A5	FE	58	C9A8:AD	4D	CE	CD	45	CE	D0	0D	31	CC40:F8	CE	57	CE	D0	EE	4C	77	34
C718:8D	3A	CE	AD	3E	03	8D	3B	06	C9B0:AD	4C	CE	CD	44	CE	D0	05	E8	CC48:CB								

9030:89 20 8B 90 20 3D 8A 20 C3
9038:8B 90 20 B6 89 20 8B 90 27
9040:20 3D 8A 20 8B 90 20 B6 A9
9048:89 20 8B 90 20 3D 8A 20 DB
9050:8B 90 20 B6 89 20 8B 90 3F
9058:AD AE 92 85 FB AD AF 92 2F
9060:85 FC AD B0 92 85 FD AD 98
9068:B1 92 85 FE AD B2 92 8D 92
9070:41 03 AD B3 92 8D 42 03 D6
9078:AD B4 92 8D 3E 03 AD B5 D7
9080:92 8D 3F 03 AD B6 92 8D 61
9088:4D 03 60 A0 00 20 47 92 42
9090:AD 68 03 D0 03 4C E1 91 AE
9098:AD 45 03 CD 21 D0 D0 03 10
90A0:4C E1 91 20 31 92 A5 FD B1
90A8:18 69 00 85 FD A5 FE 69 76
90B0:D4 85 FE B1 FD 8D 87 92 60
90B8:20 3C 92 AD 87 92 29 0F 0E
90C0:CD 45 03 F0 11 B1 FD 29 FD
90C8:0F CD 45 03 D0 10 A9 AA 82
90D0:8D 87 92 4C C4 91 A9 FF 71
90D8:8D 87 92 4C C4 91 B1 FD 07
90E0:4A 4A 4A 4A 45 03 D0 82
90E8:08 A9 55 8D 87 92 4C C4 DF
90F0:91 20 31 92 A5 FD 85 FD 58
90F8:A5 FC 85 FE AD 41 03 8D D2
9100:87 92 A9 00 8D 88 92 8D 02
9108:89 92 8D 8A 92 8D 8B 92 63
9110:CE 87 92 F0 10 A5 FE 38 29
9118:E9 01 85 FD A5 FE E9 00 FD
9120:85 FE 4C 10 91 B1 FD 8D 2D
9128:87 92 29 03 F0 0B C9 02 52
9130:F0 15 C9 01 F0 17 EE 8B A7
9138:92 4E 87 92 4E 87 92 AD B5
9140:87 92 F0 0F 4C 2A 91 EE F7
9148:88 92 4C 39 91 EE 89 92 5F
9150:4C 39 91 EE 8A 92 AD 8A 8D
9158:92 C9 08 F0 10 A5 FD 18 72
9160:69 01 85 FD A5 FE 69 00 05
9168:85 FE 4C 25 91 20 3C 92 02
9170:AD 88 92 18 CD 89 92 B0 CA
9178:11 CD 8B 92 B0 15 B1 FD 6D
9180:29 F0 0D 45 03 91 FD 4C 11
9188:CE 90 AD 89 92 18 CD 8B A1
9190:92 90 1B 20 31 92 A5 FD A3
9198:18 69 00 85 FD A5 FE 69 68
91A0:D4 85 FE AD 45 03 91 FD A1
91A8:20 3C 92 4C D6 90 B1 FD 5C
91B0:29 0F 8D 88 92 AD 45 03 3F
91B8:0A 0A 0A 0A 0D 88 92 91 86
91C0:FD 4C E9 90 AD 42 03 2D E5
91C8:87 92 8D 87 92 A9 FF 38 F1
91D0:ED 42 03 8D 88 92 B1 FB A2
91D8:2D 88 92 0D 87 92 91 FB 7D
91E0:60 A9 FF 38 ED 42 03 8D 2E
91E8:87 92 B1 FB 2D 87 92 4C 63
91F0:DE 91 AE 46 03 AC 46 03 7C
91F8:88 D0 FD CA D0 F7 60 A5 CD
9200:F8 18 69 01 85 FB A5 FC CA
9208:69 00 85 FC 60 A5 FD 18 10
9210:69 01 85 FD A5 FE 69 00 B6
9218:85 FE 60 A5 FB 8D B9 92 42
9220:A5 FC 8D BA 92 60 AD B9 DF
9228:92 85 FB AD BA 92 85 FC 7A
9230:60 A5 FD 0D BB 92 A5 FE F9
9238:8D BC 92 60 AD BB 92 85 B2
9240:FD AD BC 92 85 FE 60 AD 27
9248:F0 03 C9 57 F0 05 C9 58 9C
9250:F0 1B 60 CE 71 03 D0 14 FA
9258:A9 0A 8D 71 03 EE 45 03 FE
9260:AD 45 03 C9 10 D0 05 A9 22
9268:00 8D 45 03 60 CE 71 03 ED
9270:D0 0F AD 46 03 4A 4A 4A FB
9278:8D 71 03 A9 01 8D 68 03 CD
9280:60 A9 00 4C 7D 92 00 00 3B
9288:00 00 00 00 00 00 00 AD
9290:00 00 00 00 00 00 00 B5
9298:00 00 00 00 00 00 00 BD
92A0:00 00 00 00 00 00 00 C5
92A8:00 00 00 00 00 00 00 CD
92B0:00 00 00 00 00 00 00 D5
92B8:00 00 00 00 00 00 00 DD
92C0:00 00 00 00 00 00 00 E5

Color Pad 2.0

C000:C9 4C F0 14 C9 52 F0 13 65
C008:C9 54 F0 12 C9 49 F0 11 29
C010:C9 51 F0 10 20 E0 92 60 F3
C018:4C 27 C0 4C 30 C0 4C 39 BC
C020:C0 4C 3D C0 4C 46 C0 A9 6F
C028:00 8D 53 CE 20 4E C6 60 8C
C030:A9 01 8D 53 CE 20 4E C6 08
C038:60 20 38 CB 60 A9 05 8D F6
C040:9A CE 20 4F C0 60 A9 5A F0
C048:8D 9A CE 20 4F C0 60 20 71
C050:A6 85 A5 C6 F0 03 4C 48 1C
C058:C6 A9 00 8D 5A CE 20 56 25
C060:86 A5 C6 D0 03 4C CA C0 14
C068:20 E4 FF C9 2B F0 07 C9 C4
C070:2D F0 15 4C 9A C0 EE 5A 3C
C078:CE AD 5A CE C9 5B D0 05 67
C080:A9 5A 8D 5A CE 4C 5E C0 E9
C088:CE 5A CE AD 5A CE C9 FF 5E
C090:D0 05 A9 00 8D 5A CE 4C B0
C098:5E C0 18 C9 30 B0 03 4C AF
C0A0:AA C0 18 C9 3A B0 03 4C 2E
C0A8:AD C0 4C 48 C6 A2 00 8E 8E
C0B0:5A CE 38 E9 30 AA E0 00 A6
C0B8:F0 0D AD 5A CE 18 69 0A 05
C0C0:8D 5A CE CA 4C B6 C0 4C 31
C0C8:5E C0 A5 FB 8D 65 CE A5 63
C0D0:FC 8D 66 CE A5 FD 8D 67 95
C0D8:CE A5 FE 8D 68 CE AD 3E FB
C0E0:03 8D 69 CE AD 3F 03 8D 5F
C0E8:6A CE AD 40 03 8D 6B CE 01
C0F0:AD 42 03 8D 6D CE AD 41 56
C0F8:03 8D 6F CE AD 78 69 4A A6
C100:8D 5B CE C9 00 F0 0B 8D FE
C108:FC CD 20 6C 89 CE FC CD 97
C110:D0 FD AD 79 69 4A 8D 5D 74
C118:CE C9 00 F0 33 8D FC CD 1C
C120:20 3D 8A CE FC CD D0 F8 FA
C128:AC 5D CE A9 00 20 91 B3 25
C130:20 0F BC A0 75 A9 00 20 9B
C138:91 B3 20 2B BA 20 0F BC 59
C140:A0 5A A9 00 20 91 B3 20 AE
C148:14 BB 20 AA B1 8C 5D CE BC
C150:A5 FB 8D 71 CE A5 FC 8D 03
C158:72 CE A5 FD 8D 73 CE A5 DA
C160:FE 8D 74 CE AD 3E 03 8D 3C
C168:75 CE AD 3F 03 8D 76 CE 0E
C170:AD 4E 03 8D 77 CE AD 42 A8
C178:03 8D 79 CE AD 41 03 8D 03
C180:7B CE A0 AE A9 A8 20 A2 47
C188:BB 20 0F BC A0 B4 A9 00 CA
C190:20 91 B3 20 14 BB A2 00 D5
C198:B5 61 9D 9C CE E8 E0 05 AD
C1A0:D0 F6 AC 5D CE A9 00 20 F2
C1A8:91 B3 20 0F BC AC 5B CE F4
C1B0:A9 00 20 91 B3 20 53 B8 A3
C1B8:20 58 BC A2 00 B5 61 9D 5B
C1C0:A1 CE E8 E0 05 D0 F6 A9 F6
C1C8:00 8D 5F CE A9 00 8D 60 51
C1D0:CE A5 C6 F0 06 20 E4 FF 87
C1D8:4C B9 C5 AD 5F CE 8D 8F 65
C1E0:CE AD 60 CE 8D 90 CE 20 9C
C1E8:F3 C5 AD 8D CE C9 02 F0 F8
C1F0:15 C9 03 F0 1D C9 04 F0 E9
C1F8:25 C9 05 F0 2D AD 5F CE DE
C200:8D 91 CE 4C 33 C2 A9 B4 FB
C208:38 ED 5F CE 8D 91 CE 4C 9A
C210:33 C2 AD 5F CE 38 E9 B4 6B
C218:8D 91 CE 4C 33 C2 A9 68 C7
C220:38 ED 5F CE 8D 91 CE 4C B2
C228:33 C2 AD 5F CE 38 E9 68 37
C230:8D 91 CE AC 91 CE A9 00 A0
C238:20 91 B3 A2 00 BD 9C CE D1
C240:95 69 E8 E0 05 D0 F6 A5 15
C248:61 20 2B BA 20 64 E2 20 10
C250:0F BC AC 5B CE A9 00 20 15
C258:91 B3 20 2B BA A2 00 B5 60
C260:61 9D A6 CE E8 E0 05 D0 65
C268:F6 20 2B BC 8D 89 CE 20 F2
C270:0F BC A5 61 20 2B BA A2 3D
C278:00 B5 61 9D B0 CE E8 E0 E4
C280:05 D0 F6 AC 91 CE A9 00 81

C288:20 91 B3 A2 00 BD 9C CE 22
C290:95 69 E8 E0 05 D0 F6 A5 65
C298:61 20 2B BA 20 6B E2 20 7C
C2A0:0F BC AC 5D CE A9 00 20 85
C2A8:91 B3 20 2B BA A2 00 B5 B0
C2B0:61 9D AB CE E8 E0 05 D0 56
C2B8:F6 20 0F BC A5 61 20 2B 8D
C2C0:BA A2 00 BD B0 CE 95 69 7D
C2C8:E8 E0 05 D0 F6 A5 61 20 D9
C2D0:6A B8 20 71 BF A2 00 B5 13
C2D8:61 9D B5 CE E8 E0 05 D0 BF
C2E0:F6 AD 89 CE C9 00 D0 13 6E
C2E8:A0 01 A9 00 20 91 B3 A2 85
C2F0:00 B5 61 9D A6 CE E8 E0 0D
C2F8:05 D0 F6 A2 00 BD A6 CE 51
C300:95 61 BD AB CE 95 69 E8 A5
C308:E0 05 D0 F1 20 14 BB 20 63
C310:0E E3 20 0F BC A0 B4 A9 08
C318:00 20 91 B3 20 2B BA 20 58
C320:0F BC A0 AE A9 A8 20 A2 30
C328:BB 20 14 BB 20 58 BC 20 CF
C330:AA B1 8C 7D CE 8D 7E CE 5B
C338:AD 5F CE 8D 8F CE AD 60 94
C340:CE 8D 90 CE 20 F3 C5 AD 9B
C348:8D CE C9 02 F0 17 C9 03 1E
C350:F0 27 C9 04 F0 37 AD 7D D0
C358:CE 8D 91 CE AD 7E CE 8D 5C
C360:92 CE 4C 9E C3 A9 B4 38 BE
C368:ED 7D CE 8D 91 CE A9 00 14
C370:ED 7E CE 8D 92 CE 4C 9E 48
C378:C3 A9 B4 18 6D 7D CE 8D F0
C380:91 CE A9 00 6D 7E CE 8D 4A
C388:92 CE 4C 9E C3 A9 68 38 4E
C390:ED 7D CE 8D 91 CE A9 01 3D
C398:ED 7E CE 8D 92 CE AD 91 26
C3A0:CE 18 6D 5A CE 8D 91 CE 87
C3A8:AD 92 CE 69 00 8D 92 CE 46
C3B0:AD 91 CE 8D 8F CE AD 92 CB
C3B8:CE 8D 90 CE 20 F3 C5 A9 10
C3C0:00 8D 80 CE AD 8D CE C9 B3
C3C8:02 F0 1D C9 03 F0 2F C9 D1
C3D0:04 F0 3F C9 05 F0 51 AD 57
C3D8:91 CE 8D 7F CE A9 01 8D 33
C3E0:83 CE 8D 87 CE 4C 39 C4 E6
C3E8:A9 B4 38 ED 91 CE 8D 7F BA
C3F0:CE A9 00 8D 83 CE A9 01 CE
C3F8:8D 87 CE 4C 39 C4 AD 91 91
C400:CE 38 E9 B4 8D 7F CE A9 39
C408:00 8D 83 CE 8D 87 CE 4C C6
C410:39 C4 A9 68 38 ED 91 CE 8E
C418:8D 7F CE A9 01 8D 83 CE D0
C420:A9 00 8D 87 CE 4C 39 C4 87
C428:AD 91 CE 38 E9 68 8D 7F D5
C430:CE A9 01 8D 83 CE 8D 87 7E
C438:CE AC 7F CE A9 00 20 91 50
C440:B3 A2 00 BD 9C CE 95 69 DC
C448:E8 E0 05 D0 F6 A5 61 20 5D
C450:2B BA 20 64 E2 A2 00 BD C7
C458:B5 CE 95 69 E8 E0 05 D0 5F
C460:F6 A5 61 20 2B BA 20 AA 2C
C468:B1 8C 81 CE AC 7F CE A9 B5
C470:00 20 91 B3 A2 00 BD 9C 9C
C478:CE 95 69 E8 E0 05 D0 F6 3E
C480:A5 61 20 2B BA 20 6B E2 FB
C488:A2 00 BD B5 CE 95 69 E8 FE
C490:E0 05 D0 F6 A5 61 20 2B 73
C498:BA 20 0F BC A0 5A A9 00 F6
C4A0:20 91 B3 20 2B BA 20 0F AA
C4A8:BC A0 75 A9 00 20 91 B3 59
C4B0:20 14 BB 20 AA B1 8C 85 83
C4B8:CE AD 71 CE 85 FB AD 72 1A
C4C0:CE 85 FC AD 73 CE 85 FD 6D
C4C8:AD 74 CE 85 FE AD 75 CE E0
C4D0:8D 3E 03 AD 76 CE 8D 3F 35
C4D8:03 AD 77 CE 8D 40 03 AD 4C
C4E0:79 CE 8D 42 03 AD 7B CE 45
C4E8:8D 41 03 AD 81 CE F0 13 01
C4F0:AD 83 CE D0 06 20 B6 89 C0
C4F8:4C FE C4 20 6C 89 CE 81 AB
C500:CE D0 ED AD 85 CE F0 13 1C
C508:AD 87 CE D0 06 20 3D BA E8
C510:4C 16 C5 20 00 BA CE 85 4F
C518:CE D0 ED AD 5F CE D0 3A E9

C520:AD	60	CE	D0	35	A5	FB	8D	47	C7B8:3A	CE	85	FE	AD	3B	CE	8D	3F	CA50:CE	AD	51	CE	F0	06	20	00	AF
C528:2E	CE	A5	FC	8D	2F	CE	A5	6F	C7C0:3E	03	AD	3C	CE	8D	3F	03	D7	CA58:8A	4C	5F	CA	20	3D	8A	AD	97
C530:FD	8D	30	CE	A5	FE	8D	31	86	C7C8:AD	3D	CE	8D	40	03	AD	3F	D9	CA60:44	CE	D0	03	4C	99	C9	AD	20
C538:CE	AD	3E	03	8D	32	CE	AD	0F	C7D0:CE	8D	41	03	AD	40	CE	8D	1D	CA68:48	CE	18	6D	44	CE	8D	48	70
C540:3F	03	8D	33	CE	AD	40	03	C1	C7D8:42	03	A9	01	8D	41	CE	20	BE	CA70:CE	AD	49	CE	6D	45	CE	8D	9A
C548:8D	34	CE	AD	42	03	8D	36	CB	C7E0:10	C8	AD	42	CE	29	08	D0	80	CA78:49	CE	CD	47	CE	F0	07	C9	A6
C550:CE	AD	41	03	8D	35	CE	4C	32	C7E8:03	20	6C	89	AD	42	CE	29	65	CA80:00	D0	0F	4C	99	C9	AD	48	88
C558:98	C5	AD	2E	CE	8D	37	CE	24	C7F0:04	D0	03	20	B6	89	AD	42	92	CA88:CE	18	CD	46	CE	B0	03	4C	35
C560:AD	2F	CE	8D	38	CE	AD	30	C9	C7F8:CE	29	01	D0	03	20	00	8A	8A	CA90:99	C9	EE	4C	CE	D0	03	EE	B6
C568:CE	8D	39	CE	AD	31	CE	8D	30	C800:CE	42	CE	29	02	D0	03	20	DE	CA98:4D	CE	AD	52	CE	F0	06	20	C9
C570:3A	CE	AD	32	CE	8D	3B	CE	97	C808:3D	8A	20	7F	8F	4C	B4	C6	B4	CAA0:6C	89	4C	AB	CA	20	B6	89	B0
C578:AD	33	CE	8D	3C	CE	AD	34	07	C810:AD	10	D0	29	01	F0	02	A9	A2	CAA8:AD	48	CE	38	ED	46	CE	8D	38
C580:CE	8D	3D	CE	AD	36	CE	8D	DC	C818:03	8D	10	D0	AD	00	D0	8D	3A	CAB0:48	CE	AD	49	CE	E9	00	8D	14
C588:40	CE	AD	35	CE	8D	3F	CE	EA	C820:02	D0	AD	01	D0	8D	03	D0	40	CAB8:49	CE	4C	99	C9	AD	41	CE	20
C590:A9	00	8D	41	CE	20	2F	CB	D4	C828:60	A9	01	8D	15	D0	60	20	1A	CAC0:F0	03	4C	FA	CA	AD	2E	CE	01
C598:AD	5F	CE	18	6D	9A	CE	8D	2F	C830:7F	8F	A9	01	8D	67	03	AD	68	CAC8:85	FB	AD	2F	CE	85	FC	AD	18
C5A0:5F	CE	AD	60	CE	69	00	8D	F4	C838:15	D0	8D	43	CE	A9	00	8D	19	CAD0:30	CE	85	FD	AD	31	CE	85	18
C5A8:60	CE	C9	01	D0	08	AD	5F	C2	C840:15	D0	AD	41	CE	F0	35	A5	A4	CAD8:FE	AD	32	CE	8D	3E	03	AD	A5
C5B0:CE	18	C9	6C	B0	03	4C	D1	A5	C848:FB	8D	37	CE	A5	FC	8D	38	83	CAE0:33	CE	8D	3F	03	AD	34	CE	6F
C5B8:C1	AD	65	CE	85	FB	AD	66	08	C850:CE	A5	FD	8D	39	CE	A5	FE	9A	CAE8:8D	40	03	AD	36	CE	8D	42	DA
C5C0:CE	85	FC	AD	67	CE	85	FD	0F	C858:8D	3A	CE	AD	3E	03	8D	3B	48	CAF0:03	AD	35	CE	8D	41	03	4C	CA
C5C8:AD	68	CE	85	FE	AD	69	CE	F7	C860:CE	AD	3F	03	8D	3C	CE	AD	85	CAF8:2C	CB	AD	37	CE	85	FB	AD	F2
C5D0:8D	3E	03	AD	6A	CE	8D	3F	D6	C868:40	03	8D	3D	CE	AD	42	03	15	CB00:38	CE	85	FC	AD	39	CE	85	5D
C5D8:03	AD	6B	CE	8D	40	03	AD	CC	C870:8D	40	CE	AD	41	03	8D	3F	FD	CB08:FD	AD	3A	CE	85	FE	AD	3B	FC
C5E0:6D	CE	8D	42	03	AD	6F	CE	29	C878:CE	4C	AE	C8	A5	FB	8D	2E	4D	CB10:CE	8D	3E	03	AD	3C	CE	8D	F3
C5E8:8D	41	03	A9	1E	8D	15	D0	A8	C880:CE	A5	FC	8D	2F	CE	A5	FD	59	CB18:3F	03	AD	3D	CE	8D	40	03	C9
C5F0:4C	59	C0	AD	90	CE	D0	10	5D	C888:8D	30	CE	A5	FE	8D	31	CE	80	CB20:AD	40	CE	8D	42	03	AD	3F	0A
C5F8:AD	8F	CE	18	C9	5A	B0	08	BB	C890:AD	3E	03	8D	32	CE	AD	3F	29	CB28:CE	8D	41	03	AD	43	CE	8D	88
C600:A9	01	8D	8D	CE	4C	47	C6	2A	C898:03	8D	33	CE	AD	40	03	8D	64	CB30:15	D0	A9	00	8D	67	03	60	2C
C608:AD	90	CE	D0	10	AD	8F	CE	9C	C8A0:34	CE	AD	42	03	8D	36	CE	63	CB38:A9	01	8D	54	CE	A5	3F	8D	F4
C610:18	C9	B4	B0	08	A9	02	8D	36	C8A8:AD	41	03	8D	35	CE	AD	34	0F	CB40:FC	CD	A5	40	8D	FD	CD	AD	30
C618:8D	CE	4C	47	C6	AD	90	CE	FA	C8B0:CE	18	CD	3D	CE	B0	12	A9	44	CB48:69	03	8D	06	CE	A9	00	8D	12
C620:F0	08	AD	8F	CE	18	C9	0E	4F	C8B8:00	8D	51	CE	AD	3D	CE	38	FC	CB50:69	03	A2	40	9D	80	03	CA	75
C628:B0	08	A9	03	8D	8D	CE	4C	02	C8C0:ED	34	CE	8D	46	CE	4C	D8	E7	CB58:D0	FA	A9	0E	8D	F9	07	A9	39
C630:47	C6	AD	8F	CE	18	C9	68	94	C8C8:C8	A9	01	8D	51	CE	AD	34	77	CB60:E0	8D	9D	03	8D	A0	03	AD	52
C638:B0	08	A9	04	8D	8D	CE	4C	22	C8D0:CE	38	ED	3D	CE	8D	46	CE	71	CB68:27	D0	8D	28	D0	A9	02	8D	BA
C640:47	C6	A9	05	8D	8D	CE	60	49	C8D8:AD	33	CE	3D	CE	F0	07	CA	CB70:15	D0	A9	00	8D	67	03	20	2C	
C648:A9	01	8D	15	D0	60	20	06	3C	C8E0:C9	01	F0	27	4C	F0	C8	AD	8D	CB78:7F	8F	AD	68	03	F0	05	A9	7F
C650:86	AD	27	D0	8D	28	D0	A9	D6	C8E8:32	CE	18	CD	3B	CE	8D	1B	B8	CB80:1F	4C	86	CB	A9	18	8D	9C	AD
C658:03	8D	15	D0	20	10	C8	A5	F2	C8F0:A9	01	8D	52	CE	AD	3B	CE	E0	CB88:03	8D	9F	03	AD	00	D0	8D	C5
C660:FB	8D	2E	CE	8D	37	CE	A5	8E	C8F8:38	ED	32	CE	8D	44	CE	AD	1E	CB90:02	D0	AD	01	D0	8D	03	D0	B6
C668:FC	8D	2F	CE	8D	38	CE	A5	3B	C900:3C	CE	ED	33	CE	8D	45	CE	5C	CB98:AD	10	D0	29	01	F0	02	A9	31
C670:FD	8D	30	CE	8D	39	CE	A5	E7	C908:4C	23	C9	A9	00	8D	52	CE	08	CBA0:03	8D	10	D0	20	E4	FF	F0	B1
C678:FE	8D	31	CE	8D	3A	CE	AD	9C	C910:AD	32	CE	38	ED	3B	CE	8D	EB	CBA8:CE	C9	5E	D0	10	EE	54	CE	A6
C680:3E	03	8D	32	CE	8D	3B	CE	B4	C918:44	CE	AD	33	CE	ED	3C	CE	DF	CB80:A2	14	EC	54	CE	D0	14	8E	F1
C688:AD	3F	03	8D	33	CE	8D	3C	22	C920:8D	45	CE	AD	2E	CE	85	FB	34	CB88:54	CE	4C	CB	CB	C9	5F	D0	89
C690:CE	AD	40	03	8D	34	CE	8D	91	C928:AD	2F	CE	85	FC	AD	30	CE	5E	CBC0:0A	CE	54	CE	D0	05	A2	01	69
C698:3D	CE	AD	42	03	8D	36	CE	DB	C930:85	FD	AD	31	CE	85	FE	AD	07	CBC8:8E	54	CE	C9	85	D0	03	4C	F4
C6A0:8D	40	CE	AD	41	03	8D	35	20	C938:32	CE	8D	3E	03	AD	33	CE	32	CBD0:D6	CD	C9	91	F0	1D	C9	11	3A
C6A8:CE	8D	3F	CE	A9	00	8D	67	A5	C940:8D	3F	03	AD	34	CE	8D	40	DD	CBD8:F0	1C	C9	1D	F0	1B	C9	9D	20
C6B0:03	8D	41	CE	20	F2	91	AD	D5	C948:03	AD	36	CE	8D	42	03	AD	A5	CBE0:F0	1A	C9	86	F0	0A	C9	0D	69
C6B8:77	02	F0	0D	C9	4C	D0	06	98	C950:35	CE	8D	41	03	A9	00	8D	44	CBE8:F0	03	4C	AD	CC	4C	FF	CB	B0
C6C0:20	E4	FF	4C	FF	C6	4C	29	39	C958:48	CE	8D	49	CE	8D	47	CE	14	CBF0:4C	1C	CC	4C	2E	CC	4C	49	9A
C6C8:C8	AD	00	DC	8D	42	CE	29	30	C960:8D	4D	CE	8D	4A	CE	8D	4B	B4	CBF8:CC	4C	64	CC	4C	82	CC	A9	13
C6D0:10	F0	08	A9	01	8D	66	03	4C	C968:CE	8D	4C	CE	8D	4E	CE	AD	2E	CC00:A0	8D	55	CE	20	B6	89	CE	A2
C6D8:4C	E2	C7	CE	66	03	F0	03	4F	C970:45	CE	18	6A	8D	45	CE	AD	D0	CC08:55	CE	D0	F8	A9	A0	8D	55	E9
C6E0:4C	E2	C7	A9	64	8D	66	03	0A	C978:44	CE	6A	8D	44	CE	AD	45	06	CC10:CE	20	B6	89	CE	55	CE	D0	C2
C6E8:20	2F	C8	AD	53	CE	D0	0C	C9	C980:CE	D0	11	AD	44	CE	18	CD	08	CC18:F8	4C	49	CC	AD	68	03	F0	3D
C6F0:A9	01	85	C6	A9	4C	8D	77	C1	C988:46	CE	B0	08	A9	01	8D	50	46	CC20:08	A9	00	8D	68	03	4C	77	60
C6F8:02	4C	C6	C6	4C	E2	C7	AD	0F	C990:CE	4C	99	C9	A9	00	8D	50	27	CC28:CB	A9	01	4C	23	CC	AD	54	F2
C700:41	CE	D0	03	4C	76	C7	A5	9F	C998:CE	20	7F	8F	A5	C6	F0	08	B6	CC30:CE	8D	57	CE	A9	0A	8D	55	52
C708:FB	8D	37	CE	A5	FC	8D	38	41	C9A0:A9	01	8D	4A	CE	8D	4E	CE	B1	CC38:CE	20	00	8A	CE	55	CE	D0	24
C710:CE	A5	FD	8D	39	CE	A5	FE	58	C9A8:AD	4D	CE	CD	45	CE	D0	0D	31	CC40:F8	CE	57	CE	D0	EE	4C	77	34
C718:8D	3A	CE	AD	3E	03	8D	3B	06	C9B0:AD	4C	CE	CD	44	CE	D0	05	E8	CC48:CB								

CCE8:D0 EE AD 54 CE 8D 57 CE CB
 CCF8:8D 59 CE A9 08 8D 55 CE 0C
 CCF8:20 00 8A CE 55 CE D0 F8 61
 CD00:CE 57 CE D0 EE AD 54 CE 65
 CD08:8D 57 CE CE 57 CE F0 06 E4
 CD10:20 3D 8A 4C 0B CD A9 08 0C
 CD18:8D 55 CE AD 54 CE 8D 56 D3
 CD20:CE 8D 57 CE A0 00 AD 0E CC
 CD28:DC 29 FE 8D 0E DC A5 01 65
 CD30:29 FB 85 01 B1 3F 8D 58 1E
 CD38:CE A5 01 09 04 85 01 AD 3B
 CD40:0E DC 09 01 8D 0E DC A9 53
 CD48:8D 8D 40 CE AD 58 CE 2D 16
 CD50:40 CE F0 0D A9 01 8D 67 82
 CD58:03 20 7F 8F A9 00 8D 67 36
 CD60:03 20 6C 89 CE 56 CE D0 E9
 CD68:E3 AD 54 CE 8D 56 CE 4E 8A
 CD70:40 CE D0 D8 CE 59 CE D0 D1
 CD78:0E AD 54 CE 8D 59 CE CE 3C
 CD80:55 CE D0 03 4C BC CD AD 63
 CD88:54 CE 8D 56 CE A9 08 8D D3
 CD90:40 CE 20 B6 89 CE 40 CE 46
 CD98:D0 F8 CE 56 CE D0 EE 2D D1
 CDA0:3D 8A AD 54 CE 8D 56 CE A0
 CDA8:CE 57 CE D0 0C AD 54 CE F6
 CDB0:8D 57 CE E6 3F D0 02 E6 59
 CDB8:40 4C 24 CD 20 6C 89 20 CE
 CDC0:3D 8A AD 54 CE 8D 57 CE C2
 CDC8:CE 57 CE F0 06 20 00 8A C5
 CDD0:4C C8 CD 4C 77 CB A9 01 82
 CDD8:8D 15 D0 AD FC CD 85 3F DE
 CDE0:AD FD CD 85 40 AD 06 CE 78
 CDE8:8D 69 03 60 00 00 00 00 0C
 CDF0:00 00 00 C1 D6 C1 C9 CC C6
 CDF8:C1 C2 CC C5 00 00 00 00 1C
 CE00:00 00 00 00 00 00 00 00 9D
 CE08:00 00 00 00 00 00 00 A5
 CE10:00 00 00 00 00 00 00 AD
 CE18:00 00 00 00 00 00 00 B5
 CE20:00 00 00 00 00 00 00 BD
 CE28:00 00 00 00 A4 B0 00 00 AD
 CE30:00 00 00 00 00 00 00 CD
 CE38:00 00 00 00 00 00 00 D5
 CE40:00 00 00 00 00 00 00 DD
 CE48:00 00 00 00 00 00 00 E5
 CE50:00 00 00 00 00 00 00 ED
 CE58:00 00 00 00 00 00 00 F5
 CE60:00 00 00 00 00 00 00 FD
 CE68:00 00 00 00 00 00 00 06
 CE70:00 00 00 00 00 00 00 0E
 CE78:00 00 00 00 00 00 00 16
 CE80:00 00 00 00 00 00 00 1E
 CE88:00 00 00 00 00 00 00 26
 CE90:00 00 00 00 00 00 00 2E
 CE98:00 00 00 00 00 00 00 36
 CEA0:00 00 00 00 00 00 00 3E
 CEA8:00 00 00 00 00 00 00 46
 CEB0:00 00 00 00 00 00 00 4E
 CEB8:00 00 00 00 00 00 00 56

9388:3F A9 D8 85 40 A9 E8 8D 35
 9390:B3 9C A9 DB 8D B4 9C 20 44
 9398:22 98 A5 FD 18 69 18 A5 A7
 93A0:FD A5 FE 69 75 85 FE A9 10
 93A8:E8 8D 09 88 8D 1D 88 8D D0
 93B0:AA 90 8D 9A 91 A9 03 8D 73
 93B8:0F 88 8D 23 88 8D B0 90 D9
 93C0:8D A0 91 A9 60 8D 11 94 93
 93C8:20 DF 93 A9 A9 8D 11 94 3F
 93D0:20 56 86 A5 C6 F0 08 A9 7C
 93D8:01 8D B5 9C 4C 4D 97 A5 D0
 93E0:FB 8D 93 9C A5 FC 8D 94 76
 93E8:9C A5 FD 8D 95 9C A5 FE C9
 93F0:8D 96 9C AD 41 03 8D 97 BB
 93F8:9C AD 42 03 8D 98 9C AD 08
 9400:3E 03 8D 99 9C AD 3F 03 71
 9408:8D 9A 9C AD 40 03 8D 9B D1
 9410:9C A9 00 8D 67 03 A9 B1 17
 9418:8D 64 88 A9 60 8D A9 88 E1
 9420:20 CA 87 20 33 81 A9 91 83
 9428:8D 64 88 A9 A5 8D A9 88 1C
 9430:A9 02 8D 15 D0 A9 FF 8D 6C
 9438:F9 07 AD 27 D0 8D 28 D0 26
 9440:A9 7A 85 3F A9 69 85 40 BF
 9448:A9 00 85 41 A9 04 85 42 B5
 9450:A0 00 A9 A0 91 41 C8 91 BD
 9458:41 88 A5 41 18 69 00 85 F8
 9460:41 A5 42 69 D4 85 42 B1 65
 9468:3F C9 FF D0 03 AD 21 D0 92
 9470:91 41 C8 91 41 88 A5 41 9D
 9478:38 E9 FE 85 41 A5 42 E9 7F
 9480:D3 85 42 A5 3F 18 69 01 C5
 9488:85 3F A5 40 69 00 85 40 93
 9490:C9 6B D0 BE A5 3F C9 6E AB
 9498:D0 B8 AD B1 9C C9 57 F0 D4
 94A0:25 A9 15 8D 02 D0 A9 2C 15
 94A8:8D 03 D0 AD 10 D0 29 FD 62
 94B0:8D 10 D0 A9 01 8D 90 9C 55
 94B8:8D 91 9C A9 00 85 3F A9 79
 94C0:04 85 40 4C 29 95 AD 9D B2
 94C8:9C 85 FB AD 9E 9C 85 FC 6B
 94D0:AD 9F 9C 85 FD AD 00 9C 29
 94D8:85 FE AD A1 9C 8D 41 03 F4
 94E0:AD A2 9C 8D 42 03 AD A3 13
 94E8:9C 8D 3E 03 AD A4 9C 8D 82
 94F0:3F 03 AD A5 9C 8D 40 03 29
 94F8:AD A6 9C 85 3F AD A7 9C 2B
 9500:85 40 AD A8 9C 8D 02 D0 2E
 9508:AD A9 9C 8D 03 D0 AD AA 42
 9510:9C 8D 90 9C AD AB 9C 8D AB
 9518:91 9C AD AC 9C 8D 10 D0 BF
 9520:29 02 F0 05 A9 FE 8D F9 2D
 9528:07 A2 73 8A A8 88 D0 FD 9D
 9530:CA D0 F9 A5 C6 F0 0A 20 BC
 9538:E4 FF A2 00 86 C6 4C 47 59
 9540:96 AD 00 DC 8D 92 9C 29 09
 9548:10 D0 03 4C D8 96 AD 92 E3
 9550:9C 29 08 D0 3F EE 90 9C 95
 9558:AD 90 9C C9 15 D0 08 A9 54
 9560:14 8D 90 9C 4C 94 95 20 D4
 9568:6C 89 A9 01 8D B2 9C AD 8F
 9570:02 D0 18 69 10 8D 02 D0 F5
 9578:90 0D AD 10 D0 09 02 8D 22
 9580:10 D0 A9 FE 8D F9 07 A5 15
 9588:3F 18 69 02 85 3F A5 40 5B
 9590:69 00 85 40 AD 92 9C 29 3F
 9598:04 D0 3D CE 90 9C AD 90 71
 95A0:9C D0 08 A9 01 8D 90 9C E5
 95A8:4C D8 95 20 B6 89 A9 01 15
 95B0:8D B2 9C AD 02 D0 38 E9 6B
 95B8:10 8D 02 D0 B0 D0 AD 10 C1
 95C0:D0 29 FD 8D 10 D0 A9 FF 4E
 95C8:8D F9 07 A5 3F 38 E9 02 25
 95D0:85 3F A5 40 E9 00 85 40 E1
 95D8:AD 92 9C 29 01 D0 2E CE 1C
 95E0:91 9C AD 91 9C D0 08 A9 AC
 95E8:01 8D 91 9C 4C D0 96 2D D7
 95F0:00 8A A9 01 8D B2 9C AD 22
 95F8:03 D0 38 E9 08 8D 03 D0 CC
 9600:A5 3F 38 E9 28 85 3F A5 F0
 9608:40 E9 00 85 40 AD 92 9C A2
 9610:29 02 D0 30 EE 91 9C AD 14
 9618:91 9C C9 1A D0 08 A9 19 23

9620:8D 91 9C 4C 44 96 20 3D CA
 9628:8A A9 01 8D B2 9C AD 03 64
 9630:D0 18 69 08 8D 03 D0 A5 39
 9638:3F 18 69 28 85 3F A5 40 6F
 9640:69 00 85 40 4C 29 95 C9 D2
 9648:20 F0 23 C9 A0 F0 25 C9 9F
 9650:41 F0 27 C9 44 F0 2C C9 E3
 9658:45 F0 3B C9 91 F0 3D C9 FC
 9660:11 F0 39 C9 1D F0 35 C9 F6
 9668:9D F0 31 4C 4D 97 20 69 FD
 9670:83 4C 29 95 20 9B 83 4C B3
 9678:29 95 20 AE 83 8D 28 D0 02
 9680:4C 29 95 20 57 83 A9 60 4F
 9688:8D 7F 82 20 65 82 A9 AD E4
 9690:8D 7F 82 4C 29 95 20 5D B6
 9698:83 4C 86 96 8D 70 9C 20 5C
 96A0:EF 97 A9 03 8D 6F 9C AD 22
 96A8:70 9C C9 91 F0 0E C9 11 EB
 96B0:F0 10 C9 1D F0 12 20 B6 2C
 96B8:89 4C CB 96 20 00 8A 4C 03
 96C0:CB 96 20 3D 8A 4C CB 96 05
 96C8:20 6C 89 CE 6F 9C D0 7 F0
 96D0:A9 00 8D B1 9C 4C D3 93 F6
 96D8:CF B2 9C F0 03 4C 4E 95 38
 96E0:A9 03 8D B2 9C A5 FB 8D 81
 96E8:9D 9C A5 FC 8D 9E 9C A5 56
 96F0:FD 8D 9F 9C A5 FE 8D A0 23
 96F8:9C AF 41 03 8D A1 9C AD 12
 9700:42 03 8D A2 9C AD 3E 03 08
 9708:8D A3 9C AD 3F 03 8D A4 1B
 9710:9C AD 40 03 8D A5 9C A5 13
 9718:3F 8D A6 9C A5 40 8D A7 D9
 9720:9C AD 02 D0 8D A8 9C AD 4C
 9728:03 D0 8D A9 8D AD 90 9C B2
 9730:8D AA 9C AD 91 9C 8D AB 05
 9738:9C AD 10 D0 8D AC 9C A9 32
 9740:57 8D B1 9C 20 8B 90 20 EE
 9748:EF 97 4C DF 93 A9 18 85 D5
 9750:3F A9 79 85 42 A9 00 85 3F
 9758:41 A9 04 85 42 A9 00 8D B1
 9760:B3 9C A9 7D 8D B4 9C 20 36
 9768:22 98 A9 00 85 41 A9 D8 61
 9770:85 42 A9 E8 8D B3 9C A9 D4
 9778:80 8D B4 9C 20 22 98 A9 10
 9780:00 8D 09 88 8D 1D 88 8D 3C
 9788:AA 90 8D 9A 91 A9 D4 8D F6
 9790:0F 88 8D 23 88 8D 90 B9
 9798:8D A0 91 20 EF 97 A5 FD 12
 97A0:38 E9 18 85 FD A5 FE E9 10
 97A8:75 85 FE AD 5E 9C 85 3F 5E
 97B0:AD 5F 9C 85 40 AD 60 9C 9F
 97B8:85 41 AD 61 9C 85 42 A9 EF
 97C0:00 8D 67 03 A9 00 8D B1 8A
 97C8:9C A9 01 8D 15 D0 AD 18 09
 97D0:D0 09 88 8D 18 D0 AD 11 FC
 97D8:D0 09 20 8D 11 D0 AD 16 C4
 97E0:D0 09 10 8D 16 D0 AD B5 9A
 97E8:9C D0 03 4C 3A 93 60 AD 4E
 97F0:93 9C 85 FB AD 94 9C 85 FF
 97F8:FC AD 95 9C 85 FD AD 96 AA
 9800:9C 85 FE AD 97 9C 8D 41 27
 9808:03 AD 98 9C 8D 42 03 AD 2C
 9810:99 9C 8D 3E 03 AD 9A 9C 6B
 9818:8D 3F 03 AD 9B 9C 8D 40 C5
 9820:A3 60 A0 00 B1 3F 91 41 ED
 9828:A5 3F 18 69 01 85 3F A5 D7
 9830:40 69 00 85 40 A5 41 18 67
 9838:69 01 85 41 A5 42 69 00 2C
 9840:85 42 A5 40 CD B4 9C D0 C8
 9848:D9 A5 3F CD B3 9C D0 D2 19
 9850:60 A2 00 BD 8E 9C 29 7F EE
 9858:9D 86 9C EB 00 02 D0 F3 C0
 9860:A9 01 A2 08 A0 00 20 BA 7B
 9868:FF A2 86 A0 9C A9 02 20 CC
 9870:BD FF 20 C0 FF A2 01 20 3D
 9878:C6 FF A9 93 20 D2 FF A9 71
 9880:06 8D 20 D0 8D 21 D0 A9 65
 9888:9F 20 D2 FF A9 12 20 D2 94
 9890:FF 20 CF FF 20 CF FF 20 24
 9898:CF FF 20 CF FF 20 CF FF D2
 98A0:8D 4F 9C 20 CF FF 8D 50 EB
 98A8:9C AC 4F 9C AD 50 9C 20 0F
 98B0:91 B3 20 0F BC A0 64 A9 67

Color Pad 3.0

92E0:AE 47 03 E0 8D F0 1D C9 D1
 92E8:D2 F0 1C C9 5A F0 1B C9 6A
 92F0:D3 F0 1A C9 91 F0 19 C9 68
 92F8:11 F0 15 C9 1D F0 11 C9 BA
 9300:9D F0 0D 60 4C 51 98 4C FE
 9308:13 93 4C 3A 93 4C 2E 93 88
 9310:4C FF 99 AD 70 03 C9 57 E5
 9318:F0 0B A9 57 8D 70 03 A9 03
 9320:0A 8D 71 03 60 AD 45 03 55
 9328:8D 20 70 4C 1C 93 AD 70 F7
 9330:03 C9 58 F0 F0 A9 58 4C 90
 9338:1C 93 20 06 86 A9 00 8D 1F
 9340:69 03 8D B5 9C A5 3F 8D 71
 9348:5E 9C A5 40 8D 5F 9C A5 47
 9350:41 8D 60 9C A5 42 8D 61 04
 9358:9C A9 03 8D B2 9C A9 14 E0
 9360:8D 78 69 A9 19 8D 79 69 8F
 9368:A9 00 85 3F A9 04 85 40 B1
 9370:A9 18 85 41 A9 79 85 42 B7
 9378:A9 E8 8D B3 9C A9 07 8D C2
 9380:B4 9C 20 22 98 A9 00 85 40

```

98B8:00 20 91 B3 20 14 BB 20 48
98C0:AA B1 8C 6D 9C 98 18 69 FC
98C8:30 20 D2 FF AC 6D 9C A5 6E
98D0:1E 20 91 B3 20 6F BC A0 DD
98D8:64 A9 00 20 91 B3 A5 61 B0
98E0:2C 2B BA 20 AA B1 8C 6D E8
98E8:9C 8D 6E 9C AD 4F 9C 38 7F
98F0:ED 6D 9C 8D 4F 9C A8 AD CC
98F8:50 9C ED 6E 9C 8D 50 9C 76
9900:20 91 B3 20 0F BC A0 0A D6
9908:A9 00 20 91 B3 20 14 BB 2F
9910:20 AA B1 8C 6D 9C 98 18 24
9918:69 30 20 D2 FF AC 6D 9C 67
9920:A9 00 20 91 B3 20 0F BC 3E
9928:A0 0A A9 00 20 91 B3 A5 B7
9930:61 20 2B BA 20 AA B1 8C B8
9938:6D 9C AD 4F 9C 38 ED 6D 03
9940:9C 18 69 30 20 D2 FF A9 ED
9948:20 20 D2 FF 20 CF FF 8D BB
9950:5E 9C 20 B7 FF C9 00 F0 71
9958:03 4C E2 99 AD 5E 9C C9 FF
9960:22 D0 E9 20 D2 FF 20 CF BE
9968:FF C9 22 F0 16 8D 5E 9C A1
9970:20 B7 FF C9 00 D0 09 AD 41
9978:5E 9C 20 D2 FF 4C 66 99 CA
9980:4C E2 99 20 D2 FF 20 CF 6E
9988:FF C9 20 F0 F6 8D 5E 9C 88
9990:A9 0D 20 D2 FF A9 91 20 F6
9998:D2 FF A9 16 8D 72 9C A9 E4
99A0:1D 20 D2 FF CE 7C 9C D0 0F
99A8:F6 AD 5E 9C 20 D2 FF 20 C4
99B0:CF FF 8D 5E 9C 20 B7 FF 38
99B8:D0 28 AD 5E 9C C9 00 D0 D6
99C0:EB A9 0D 20 D2 FF A5 C6 A0
99C8:F0 0E 20 E4 FF C9 51 F0 05
99D0:20 A5 C6 F0 FC 20 E4 FF 97
99D8:20 B7 FF C9 00 D0 12 4C 5A
99E0:97 98 A2 00 BD 55 9C 29 FF
99E8:7F 20 D2 FF E8 E0 09 D0 EB

```

```

99F0:F3 20 CC FF A9 01 20 C3 15
99F8:FF A9 0D 20 D2 FF 60 20 B1
9A00:90 9B C9 91 F0 0B C9 11 0F
9A08:F0 0A C9 1D F0 09 4C 1A A1
9A10:9A 4C 42 9A 4C 6A 9A 4C 25
9A18:92 9A A9 04 8D B6 9C A9 DC
9A20:00 85 3F A9 20 85 40 A9 7A
9A28:08 85 41 A9 20 85 42 A9 CA
9A30:00 85 45 A9 04 85 46 A9 76
9A38:01 85 47 A9 04 85 48 4C E5
9A40:B7 9A A9 01 8D B6 9C A9 67
9A48:00 85 3F A9 20 85 40 A9 A2
9A50:40 85 41 A9 21 85 42 A9 17
9A58:00 85 45 A9 04 85 46 A9 9E
9A60:28 85 47 A9 04 85 48 4C A1
9A68:B7 9A A9 02 8D B6 9C A9 9F
9A70:38 85 3F A9 3F 85 40 A9 DF
9A78:F8 85 41 A9 3D 85 42 A9 7C
9A80:E7 85 45 A9 07 85 46 A9 D2
9A88:BF 85 47 A9 07 85 48 4C AD
9A90:B7 9A A9 03 8D B6 9C A9 D7
9A98:38 85 3F A9 3F 85 40 A9 08
9AA0:30 85 41 A9 3F 85 42 A9 50
9AA8:E7 85 45 A9 07 85 46 A9 FA
9AB0:E6 85 47 A9 07 85 48 A9 C6
9AB8:01 8D 90 9C 8D 91 9C A0 3A
9AC0:00 B1 41 91 3F AD 90 9C 12
9AC8:C9 28 F0 03 4C DE 9A AD FB
9AD0:B6 9C A9 01 F0 08 C9 02 0F
9AD8:F0 0C A9 00 91 3F AD 91 D3
9AE0:9C C9 19 F0 03 4C F7 9A DC
9AE8:AD B6 9C C9 03 F0 08 C9 88
9AF0:04 F0 04 A9 00 91 3F C8 D0
9AF8:C0 08 F0 03 4C C1 9A A0 1E
9B00:00 B1 47 91 45 A5 45 18 09
9B08:69 00 85 45 A5 46 69 D4 E6
9B10:85 46 A5 47 18 69 00 85 B0
9B18:47 A5 48 69 D4 85 48 B1 FA
9B20:47 91 45 A5 45 38 E9 00 41
9B28:85 45 A5 46 E9 D4 85 46 80
9B30:A5 47 38 E9 00 85 47 A5 FB
9B38:48 E9 D4 85 48 EE 90 9C BC
9B40:AD 90 9C C9 29 D0 12 A9 FC
9B48:01 8D 90 9C EE 91 9C AD E3
9B50:91 9C C9 1A D0 03 4C 8C 0A
9B58:9B AD B6 9C C9 01 F0 0B A8
9B60:C9 02 F0 0A C9 03 F0 09 01
9B68:4C 86 9B 4C 74 9B 4C 7A C4
9B70:9B 4C 80 9B 20 E2 9B 4C 62
9B78:89 9B 4C 20 17 9C 4C 89 9B 95
9B80:20 17 9C 4C 89 9B 20 E2 C3
9B88:9B 4C BF 9A 20 B9 9B 60 C1
9B90:A6 3F 8E 5E 9C A6 40 8E 31
9B98:5F 9C A6 41 8E 60 9C A6 65
9BA0:42 8E 61 9C A6 45 8E 62 5C
9BA8:9C A6 46 8E 63 9C A6 47 AB
9BB0:8E 64 9C A6 48 8E 65 9C 2A
9BB8:60 AD 5E 9C 85 3F AD 5F 05
9BC0:9C 85 40 AD 60 9C 85 41 4C
9BC8:AD 61 9C 85 42 AD 62 9C 45
9BD0:85 45 AD 63 9C 85 46 AD 3D
9BD8:64 9C 85 47 AD 65 9C 85 50
9BE0:48 60 A5 3F 18 69 08 85 F8
9BE8:3F A5 40 69 00 85 40 A5 04
9BF0:41 18 69 08 85 41 A5 42 3B
9BF8:69 00 85 42 A5 45 18 69 95
9C00:01 85 45 A5 46 69 00 85 7B
9C08:46 A5 47 18 69 01 85 47 D9
9C10:A5 48 69 00 85 48 60 A5 0F
9C18:3F 38 E9 08 85 3F A5 40 71
9C20:E9 00 85 40 A5 41 38 E9 8F
9C28:08 85 41 A5 42 E9 00 85 88
9C30:42 A5 45 38 E9 01 85 45 C3
9C38:A5 46 E9 00 85 46 A5 47 EA
9C40:38 E9 01 85 47 A5 48 E9 D3
9C48:00 85 48 60 00 00 00 F1
9C50:00 00 00 00 00 C1 D6 C1 FF
9C58:C9 CC C1 C2 CC C5 00 00 8B
9C60:00 00 00 00 00 00 00 99
9C68:00 00 00 00 00 00 00 A1
9C70:00 00 00 00 00 00 00 A9
9C78:00 00 00 00 00 00 00 B1
9C80:00 00 00 00 00 00 00 B9

```

```

9C88:00 00 00 00 00 00 A4 B0 BB
9C90:00 00 00 00 00 00 00 C9
9C98:00 00 00 00 00 00 00 D1
9CA0:00 00 00 00 00 00 00 D9
9CA8:00 00 00 00 00 00 00 E1
9CB0:00 00 00 00 00 00 00 E9

```

BASIC Sketch Loader

```

JS 100 POKE52,32:POKE56,32:CLR
PH 110 IF (PEEK(49998)=87) OR(
PEEK(49998)=88) THEN GO
TO140
AJ 120 PRINT"[CLR]LOADING CPBA
SIC.O{3 DOWN}"
XS 130 POKE49998,87:LOAD"CPBAS
IC.O",8,1
HC 140 IF PEEK(49998)=88 THEN
[SPACE]GOTO190
KG 150 PRINT"PLEASE ENTER THE
[SPACE]COLOR PAD"
SF 160 INPUT"FILE NAME (EXCLUD
E CP.)";FL$
ED 170 PRINT"{3 DOWN}LOADING C
P.";FL$
QA 180 POKE49998,88:LOAD"CP."+
FL$,8,1
ED 190 POKE49999,87:SYS50000
GP 200 GET IN$:IF IN$<>" THEN
GOTO200
DX 210 GET IN$:IF IN$="" THEN
[SPACE]GOTO210
RP 220 SYS50000:PRINT"[CLR]"
AF 230 POKE49998,0

```

CPBASIC .O

```

C350:AD 4F C3 D0 03 4C D6 C3 C2
C358:A9 00 8D 4F C3 AD 20 D0 41
C360:8D 31 C4 AD 21 D0 8D 32 08
C368:C4 A9 68 85 FB A9 42 85 B2
C370:FC A9 00 85 FD A9 20 85 95
C378:FE A9 A8 8D 2F C4 A9 61 19
C380:8D 30 C4 20 00 C4 AD 18 FB
C388:D0 09 08 8D 18 D0 AD 11 05
C390:D0 09 20 8D 11 D0 AD 16 DC
C398:D0 09 10 8D 16 D0 A9 00 EC
C3A0:85 FD A9 04 85 FE A9 90 EB
C3A8:8D 2F C4 A9 65 8D 30 C4 7C
C3B0:20 00 C4 A9 00 85 FD A9 37
C3B8:D8 85 FE A9 78 8D 2F C4 A5
C3C0:A9 69 8D 30 C4 20 00 C4 97
C3C8:AD 90 65 4A 4A 4A 8D 3A
C3D0:20 D0 8D 21 D0 60 A9 57 13
C3D8:8D 4F C3 AD 18 D0 29 F7 9C
C3E0:8D 18 D0 AD 11 D0 29 DF 28
C3E8:8D 11 D0 AD 16 D0 29 EF A6
C3F0:8D 16 D0 AD 31 C4 8D 20 91
C3F8:D0 AD 32 C4 8D 21 D0 60 D9
C400:A0 00 B1 FB 91 FD A5 FB 9B
C408:18 69 01 85 FB A5 FC 69 4A
C410:00 85 FC A5 FD 18 69 01 19
C418:85 FD A5 FE 69 00 85 FE DD
C420:A5 FC CD 30 C4 D0 D9 A5 3B
C428:FB CD 2F C4 D0 D2 60 00 E7
C430:00 00 00 00 00 00 00 B9

```

CONVERT .O

```

C000:A9 00 85 FB A9 60 85 FC 9D
C008:A9 68 85 FD A9 42 85 FE 69
C010:A0 00 B1 FB 91 FD E6 FB 26
C018:D0 02 E6 FC E6 FD D0 02 02
C020:E6 FE A5 FC C9 87 D0 EA 52
C028:A5 FB C9 10 D0 E4 AD 10 3B
C030:87 0A 0A 0A 85 FB AD E5
C038:90 65 29 0F 05 FB 8D 90 35
C040:65 60 00 00 00 00 00 8C

```



LEARN PROGRAMMING

MASTER COMPUTERS IN YOUR OWN HOME

Now you can write programs and get a computer to do just what you want. Get the most out of any computer and avoid having to pay the high price of pre-packaged software.

LEARN AT YOUR OWN PACE IN YOUR SPARE TIME

Our independent study program allows you to learn about computers operations, applications and programming in your spare time at home. Our instructors provide you with one on one counseling.

LEARN EVEN BEFORE YOU DECIDE ON A COMPUTER

Everything is explained in simple language. You will enjoy learning to use a computer—EVEN IF YOU DON'T OWN ONE. Learn to program on any personal computer. IBM, APPLE, COMMODORE, TRS, and more.

BE YOUR OWN COMPUTER EXPERT

Programming is the best way to learn to use computers, and we can show you the best—and most economical—way to learn programming! Send today for your free information package. No obligation. No salesman will call.

halix INSTITUTE
 CENTER FOR COMPUTER EDUCATION
 510 S Alvarado Street, Los Angeles, CA 90057-2988




HALIX INSTITUTE CENTER FOR COMPUTER EDUCATION DEPT. 613
 510 S Alvarado Street, Los Angeles, CA 90057-2988

YES! Send me information on how I can learn about computers and programming at home!

Name _____ Age _____

Address _____

City _____ State _____ Zip _____



"Math Draw" is a menu-driven program that can create graphic webs, seashells, and wheels.

Math Draw For Amiga

Rhett Anderson

Create complex geometric patterns with this menu-driven graphics program for the Amiga. When you've finished, you can save your picture as an IFF graphics file for use with Deluxe Paint II and other Amiga paint programs. Requires 512K.

"Math Draw" lets you create intricate geometric designs and patterns, even if you don't understand the mathematics behind them. Use the special menu to select from a palette of 32 different colors and several different drawing options. When you've finished your picture, you can save it in IFF ILBM format, which is used by most paint programs.

Math Draw is written in Amiga Basic. Type it in and save it to disk. When you're ready to use the program, load and run it.

Math Draw starts drawing immediately. After you've seen the pattern it draws, activate the Amiga menus by pressing the right mouse button. Math Draw adds an Option menu to Amiga Basic's menus. While holding the right button, slide the mouse pointer up to the word Option to see the new menu options. To choose an option, release the button while pointing to the desired option. Here is a list of the new options:

• **Color Control.** When you activate

this function, you'll be presented with a chart which shows 32 colors, each labeled with a number. Choose a new drawing color by entering a number. The 32 colors are fixed; they cannot be changed from within the program. If you wish to change the colors, you'll need to modify the numbers in the first set of DATA statements in the program.

• **Radius Control.** Math Draw works by moving an imaginary circle inside or outside another imaginary circle. The drawing pen is "attached" to the edge of the moving circle. You change the size of these circles (and thus the scale of your drawing) by choosing the Radius Control menu selection. You'll be asked for new radius values for the circles.

• **Growth Control.** If you choose, the imaginary circles used to move the drawing pen can grow at a fixed rate. This feature can be used to create spirals and shell designs. Normally, you'll want to keep this parameter at its default value, 0. A reasonable growth rate is 0.01. A negative number will make the circles shrink.

• **Type Control.** This option lets you choose between drawing epicycloids and hypocycloids. In an epicycloid, the moving circle moves around the outside of the stationary circle. In a hypocycloid, the moving circle moves around the inside of

the stationary one.

• **Pause.** This option halts drawing. After selecting this option, the drawing pen freezes. This is useful when you want to make several changes to the pen at once. For instance, you may want to change the pen color and the outer radius at the same time. Select Pause and then use the menu options to select the new color and the new radii. Continue is used to start the pen moving again.

• **Continue.** Ends Pause mode.

• **Save Picture.** Saves your picture as an IFF file compatible with Deluxe Paint II, Digi-Paint, Aegis Images, and other Amiga paint programs. Since the save routine is written entirely in BASIC, it takes a few minutes to save a picture. Be sure not to drop any menus down while the picture is being saved, or else you'll see ghosts of the menus in your saved pictures.

• **Clear.** Clears the screen. Since your work could be lost if you accidentally select this option, you'll be asked whether you're sure you want to clear the screen.

• **Quit.** Exits to BASIC cleanly. You should always use this menu option to stop the program. If you quit another way, type MENU RESET to disable the Math Draw menu and SCREEN CLOSE 1 to free up the screen created by Math Draw. Since

your work could be lost if you select this option accidentally, you'll be asked whether you're sure you want to quit.

Your First Drawing

Let's create a picture. First, select Pause to freeze the drawing pen. Now select Clear to erase any picture that might be on the screen. Select Color Control and pick a color. Now select Radius Control. Type 30 at the first prompt, 8 at the second. Select Continue, and a pattern will be drawn. When the pattern begins to repeat, select Pause again and then change the color. Change the radii to 50 and 10. Repeat this process until you're satisfied with your picture. If you wish to save it, select the Save option.

When you're ready for a new effect, turn on the Growth control. A moderate value for Growth is 0.01, but try values like 0.001, 1, and 10 to see how Growth works.

The following table has six sets of parameters that produce attractive designs. After seeing what they do, try combining them.

Radius 1	Radius 2	Growth	Type
120	35	0	2
75	25	-.1	1
10	45	0	2
80	46	0	2
30	16	0	1
40	16	0	1

After you have saved a couple of pictures, go to a paint program and fill in different areas with different colors. From within the paint program, you can modify the palette colors if you like.

Math Draw

For instructions on entering this program, please refer to "COMPUTE!'s Guide to Typing In Programs" elsewhere in this issue.

```
'Math Draw*
'Copyright 1988*
'COMPUTE! Publications, Inc.*
'All Rights Reserved*
*
CLEAR 32767*
DEFSNG a-z : DEFDBL g,h,theta*
TRUE% = -1 : FALSE% = 0 : PI = 3.141593 : speed =
PI/100*
DIM cmap$(31)*
*
colours:*
DATA 0,0,0, 10,10,10, 6,0,0, 9,0,0, 12,0,0, 15,
0,0*
DATA 0,6,0, 0,9,0, 0,12,0, 0,15,0, 0,0,6, 0,0,9
*
DATA 0,0,12, 0,0,15, 4,4,0, 7,7,0, 10,10,0, 13,
13,0*
DATA 4,0,4, 7,0,7, 10,0,10, 13,0,13, 6,3,0, 8,4
,0*
DATA 10,5,0, 12,6,0, 4,8,12, 8,4,12, 4,12,8, 12
,8,4*
DATA 12,4,8, 8,12,4*
*
ON BREAK GOSUB NoMore*
BREAK ON*
SCREEN 1,320,200,5,1:WINDOW 3,"", (0,0)-(311,186)
,16,1:WINDOW OUTPUT 3*
RESTORE colours*
FOR i%=0 TO 31*
READ r,g,b*
PALETTE i%,r/15,g/15,b/15*
cmap$(i%)=CHR$(r*17)+CHR$(g*17)+CHR$(b*17)*
NEXT i% *
MENU 3,0,1,"Options"*
MENU 3,1,1,"Color Control"*
```

```
MENU 3,2,1,"Radius Control"*
MENU 3,3,1,"Growth Control"*
MENU 3,4,1,"Type Control"*
MENU 3,5,1,"Save Picture"*
MENU 3,6,1,"Pause"*
MENU 3,7,1,"Continue"*
MENU 3,8,1,"Clear"*
MENU 3,9,1,"Quit"*
ON MENU GOSUB checkmenu*
a=100:b=20:type%=1:colour=10:deLtaA=0:deLtaB=0*
starting = TRUE% : pause = FALSE%*
nextpoint:*
MENU ON*
WHILE pause:WEND*
MENU STOP*
g = (a+b)/b : h = (a-b)/b*
theta = theta+speed*
a = a+deLtaA*
b = b+deLtaB*
oLdx = x : oLdy = y*
IF type% = 1 THEN GOSUB EpicycLoid ELSE GOSUB H
ypocycLoid*
IF NOT starting THEN LINE (160+oLdx,100+oLdy*.8
8)-(160+x,100+y*.88),colour*
starting = FALSE%*
GOTO nextpoint*
*
EpicycLoid:*
x = (a+b)*COS(theta)-b*COS(g*theta)*
y = (a+b)*SIN(theta)-b*SIN(g*theta)*
RETURN*
*
HypocycLoid:*
x=(a-b)*COS(theta)+b*COS(h*theta)*
y=(a-b)*SIN(theta)-b*SIN(h*theta)*
RETURN *
*
checkmenu:*
menuid=MENU(0)*
menuitem=MENU(1)*
IF menuid=3 THEN*
IF menuitem = 1 THEN*
WINDOW 4,"", (0,0)-(260,82),18,1:WINDOW OUTPUT
4*
FOR xx%=0 TO 7*
FOR yy%=0 TO 3*
LINE (xx%*32+16,yy%*16+8)-(xx%*32+24,yy%*16
+16),xx%+yy%*8,bf*
LOCATE yy%*2+2,xx%*4+1*
PRINT RIGHT$(STR$(xx%+yy%*8),2);*
NEXT yy%*
NEXT xx%*
LOCATE 10,4*
INPUT "Choose a Color";colour : colour=colour
MOD 32*
WINDOW OUTPUT 3*
WINDOW CLOSE 4*
END IF*
IF menuitem = 2 THEN*
WINDOW 4,"", (0,0)-(280,65),18,1:WINDOW OUTPUT
4*
PRINT "Current Radius":PRINT" of Stationary C
ircle";a*
INPUT "New Radius";a*
PRINT "Current Radius":PRINT" of Moving Circl
e";b*
INPUT "New Radius";b*
a=ABS(a):b=ABS(b)*
IF a=0 THEN a=1*
IF b=0 THEN b=1*
starting = TRUE%*
WINDOW OUTPUT 3*
WINDOW CLOSE 4*
END IF*
IF menuitem = 3 THEN*
WINDOW 4,"", (0,0)-(300,50),18,1:WINDOW OUTPUT
4*
PRINT "Current Growth Rate";deLtaA*
INPUT "New Rate";deLtaA:IF a<>0 THEN deLtaB=de
LtaA*b/a*
starting = TRUE%*
WINDOW OUTPUT 3*
WINDOW CLOSE 4*
END IF*
IF menuitem = 4 THEN*
```



```

WINDOW 4,"", (0,0)-(250,50),18,1:WINDOW OUTPUT
44
PRINT "Choose a Type:"4
PRINT "1. Epicycloid (Outside)"4
PRINT "2. Hypocycloid (Inside)"4
PRINT:PRINT"Current Type =",type%4
INPUT "New Type";type%4
IF type% = 2 THEN speed = PI/50 ELSE speed =
PI/1004
starting = TRUE%4
WINDOW OUTPUT 34
WINDOW CLOSE 44
END IF4
IF menuitem = 5 THEN4
WINDOW 4,"", (0,0)-(300,40),18,1:WINDOW OUTPUT
44
INPUT "Filename For Save";fil$4
WINDOW OUTPUT 3 : WINDOW CLOSE 44
IF fil$<>" " THEN GOSUB savepic4
END IF4
IF menuitem = 6 THEN pause = TRUE%4
IF menuitem = 7 THEN pause = FALSE%4
IF menuitem = 8 THEN4
WINDOW 4,"", (0,0)-(250,50),18,1:WINDOW OUTPUT
44
PRINT "Are You Sure You Want":PRINT" To Erase
the Screen?"4
INPUT a$4
WINDOW OUTPUT 3 : WINDOW CLOSE 44
IF UCASE$(LEFT$(a$,1))="Y" THEN CLS : startin
g = TRUE 4
END IF4
IF menuitem = 9 THEN4
WINDOW 4,"", (0,0)-(250,50),18,1 : WINDOW OUTP
UT 44
PRINT "Are You Sure You Want To Quit?"4
INPUT a$4
IF UCASE$(LEFT$(a$,1))="Y" THEN GOTO NoMore4
WINDOW OUTPUT 3 : WINDOW CLOSE 4 4
END IF 4
END IF 4
RETURN4

```

```

4
savepic:4
rastport% = WINDOW(0)4
bitmap% = PEEKL(rastport%+4)4
topLine = 04
topadd = topLine * 404
FOR i% = 0 TO 4
pLane%(i%) = PEEKL(bitmap% + 8 + i%*4)+topadd4
NEXT4
bottomLine = 2004
Lines = bottomLine - topLine4
OPEN fil$ FOR OUTPUT AS 14
a$ = MKL$(Lines * 40 * 5 + 14)4
PRINT#1,"FORM";a$;"ILBMMHD";MKL$(20);4
PRINT#1,MKI$(320);MKI$(Lines);MKL$(0);4
PRINT#1,CHR$(5);MKI$(0);CHR$(0);4
PRINT#1,MKI$(0);CHR$(10);CHR$(11);4
PRINT#1,MKI$(320);MKI$(200);4
PRINT#1,"CMAP";MKL$(96);4
FOR i% = 0 TO 314
PRINT#1,cmap$(i%);4
NEXT4
PRINT#1,"BODY";MKL$(Lines * 40 * 5);4
FOR i% = 1 TO Lines4
FOR p% = 0 TO 44
FOR j% = 0 TO 39 STEP 44
PRINT#1,MKL$(PEEKL(pLane%(p%) + j%));4
NEXT j%4
pLane%(p%) = pLane%(p%) + 404
NEXT p%4
NEXT i%4
CLOSE4
PALETTE 0,1,1,1:SOUND 440,20,200,0:PALETTE 0,0,
0,04
RETURN4
4
NoMore:4
WINDOW CLOSE 3 : WINDOW CLOSE 4 : SCREEN CLOSE
14
MENU RESET4
MENU OFF4
END4
4

```

MICRO WORLD ELECTRONIX



NEW 500!
512K Computer with 1 Disk Drive,
1080 Color Monitor. Includes
Software
AMIGA 500 CALL
1MEG RAM EXP CALL
EXTERNAL DRIVE CALL

AMIGA 2000
NOW SHIPPING!!
Peripherals now in stock:
A2088D Bridgecard
A2090 HD Controller
A2092 20MB HD W/Cont
A2052 2 MB Board
A2010 3.5" Disk Drive
A2002-23 Monitor
A1010 External Floppy
CALL FOR NEW 3.5"
EXTERNAL DRIVE

CBM 64 SOFTWARE

CHAMPIONSHIP BASEBALL	\$12.95
GHOSTBUSTERS	\$12.95
HACKER	\$12.95
EPSON	
LX800	\$175.95
FX86E	\$CALL
FX286E	\$CALL
EX800	\$CALL
EX1000	\$504.00
LQ850	\$495.00
LQ1050	\$669.00

PANASONIC

1080I MODEL II	\$159.95
1091I MODEL II	\$CALL
1092I	\$295.00
1592	\$379.00
1595	\$CALL
3131	\$249.00
3151	\$CALL
4450 LASER	\$LOW
1524 24 PIN	\$SAVES

AMIGA SOFTWARE

Electronic Arts

Bard's Tale	\$31.95
King's Quest I, II, III	\$31.95
Space Quest	\$31.95
Leisure Suit Larry	\$31.95
Marble Madness	\$31.95
Deluxe Paint II	\$79.95
Deluxe Print	\$69.95
Deluxe Music	\$64.95
Deluxe Video	\$79.95
Ferrari Formula I	\$31.95
Earl Weaver Baseball	\$31.95
Gridiron!	\$42.95
Chessmaster 2000	\$29.95
MathTalk	\$31.95
Empire	\$31.95

Mindscape

Dejavu	\$31.95
Brattacus	\$31.95
Defender of Crown	\$31.95
SDI	\$31.95
Sinbad	\$31.95
King of Chicago	\$31.95
Uninvited	\$24.95
SAT Prep.	\$39.95

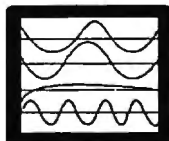
Microdeal

GoldRunner	\$26.95
Gamestar	
Baseball	\$25.95
Football	\$25.95

Graphics

Sculpt 3D	\$64.95
Aegis Animator	\$84.95
Aegis Draw Plus	\$159.00

NEW LOW SPEED OSCILLOSCOPE FOR IBM OR 64



UP TO 15 CHANNELS
100 US SAMPLES
PLUGS INTO YOUR
CBM64 OR IBM
DISPLAYS VOLTAGE
WAVE FORMS WITH
8 BIT RESOLUTION

MODEL MW312 FOR C64	\$295.00
MODEL MW212 FOR PC	\$360.00

CALL FOR C64 SOFTWARE

C64 & 128 ACCESSORIES

MW-350 Parallel Printer Interface

2K BUFFER \$49.95

10K BUFFER \$59.95

C64 Power Supplies

Repairable \$42.95

Non- Repairable \$29.95

MW-611 Universal I/O A to D converter

16 Analog inputs
16 discrete outputs
1 Analog output \$225.00

MW-232 C64/128 RS232 Serial Interface \$45.00

MW-401 40/80 Column Cable for C128 \$29.95



Microillusions

Faery Tale Adventure \$31.95

SALES: 1-800-288-8088 TECH SUPPORT: (303) 988-5907
Manufacturer's Warranty Honored. All Prices Subject to Change Without Notice.

Catalog To Text File

Jason Fuller

Apple II users can turn disk directories into text files with this BASIC program. Saved as text, disk catalogs can be edited, and then printed with a word processor or your own BASIC program. Works with DOS 3.3 disks only.

Unlike many computers, the Apple II doesn't provide a way to make text files from disk catalogs. "Catalog to Text File" is a BASIC program that solves this problem. When run, Catalog to Text File reads in a disk's directory and creates a text file that you can print and/or edit using almost any word processor.

By modifying the program to suit your needs, Catalog to Text File can be used to read the number of free sectors on a disk, to count the number of files on a particular volume, or to print out selected filenames in an easy-to-read format. This program works with unprotected DOS 3.3 disks only.

Getting Started

To begin, type in Programs 1 and 2 using the "Automatic Proofreader" program found elsewhere in this issue. When you're done, be sure to save a copy of each program.

Next, load and run Program 1. Program 1 writes a short machine language file to disk. This file is BLOADED into memory by Program 2, so it is important that the machine language file and Program 2 are saved to the same disk.

Creating A Text File

Load and run Program 2. The program prompts you for the volume

number (or name) of a disk. Enter anything you wish, including letters. The characters that you enter become part of the filename used to save the disk's catalog.

When the computer prompts you, insert the disk that you wish to catalog and press Return. After the computer has read the catalog into memory, you are asked to insert the destination disk. Insert a disk and press Return. The catalog is written to disk with the filename CAT-VOL followed by the volume name that you entered earlier.

Using The Text File

The text file created by this program can be loaded by most word processors. From there you may edit it, reformat it, and print it out. When viewed, the catalog text file appears in the following format:

Volume number, as entered by the user
Total number of used sectors
Total number of files on the disk
Filenames

Filenames
The word *END*

It is possible to use this text file from within your own BASIC programs. To read the file, use the following subroutine:

```
58 1000 TEXT : HOME
59 1010 INPUT "WHAT VOLUME NUMBE
      R TO LOAD ";VOL$
60 1020 D$ = CHR$ (4): REM CTRL-
      D
61 1030 PRINT D$;"OPEN CAT-VOL "
      ;VOL$
62 1040 PRINT D$;"READ CAT-VOL "
      ;VOL$
63 1050 INPUT VOL$
64 1060 INPUT USED
65 1070 INPUT NUM
```

```
11 1080 FOR X = 1 TO NUM
12 1090 INPUT NAME$(X)
13 1100 NEXT X
14 1110 PRINT D$;"CLOSE CAT-VOL
      ";VOL$
15 1120 RETURN
```

If you would like see the catalog text file sent to the screen, add these lines to the subroutine above.

```
16 100 DIM NAME$(75): GOSUB 1000
17 110 FOR X = 1 TO NUM
18 120 PRINT NAME$(X)
19 130 NEXT X
20 140 END
```

Catalog To Text File

For instructions on entering these programs, please refer to "COMPUTE!'s Guide to Typing In Programs" elsewhere in this issue.

Program 1: ML File Creator

```
51 10 T = 0
52 20 D$ = CHR$ (4)
53 30 FOR X = 1 TO 52
54 40 READ D
55 50 T = T + D
56 60 POKE 767 + X, D
57 70 NEXT X
58 80 IF T < > 1717 THEN PRINT "
      ERROR IN DATA STATEMENTS.
      PLEASE CHECK.": END
59 90 PRINT D$;"BSAVE IOB,A 768,
      L 53"
60 100 END
61 200 DATA 169,3,160,16,32,217,
      3,96,0,0
62 210 DATA 0,0,0,0,0,0,1,96,1,0
      ,17,15
63 220 DATA 48,3,0,32,0,0,1,0,25
      4,96,1
64 230 DATA 0,0,0,0,0,0,0,0,0
65 240 DATA 0,0,0,0,0,0,0,1,23
      9,216
```

Program 2: Main Program

```
66 10 REM COPYRIGHT 1988 COMPUTE
      ! PUBLICATIONS, INC.
67 20 REM ALL RIGHTS RESERVED.
68 100 ONERR GOTO 1600
69 105 HIMEM: 8192
70 110 D$ = CHR$ (4)
71 120 TEXT : HOME
72 130 IF PEEK (768) = 169 THEN
      150
```



```

64 140 PRINT D$;"BLOAD IOB,D1"
FF 150 INVERSE : FOR X = 1 TO 6:
    FOR Y = 1 TO 40: PRINT "
        "; NEXT : NEXT
4A 160 A$ = "PRINT CATALOG TO A
    TEXT FILE": GOSUB 1200
72 170 VTAB 2: HTAB HT: PRINT A$
1D 180 A$ = "COPYRIGHT '88 COMPU
    TE!": GOSUB 1200: INVERSE
77 190 VTAB 4: HTAB HT: PRINT A$
1B 200 POKE 34,8
8B 210 DIM FE$(100),NB$(35)
C9 220 NORMAL
A6 230 HOME : PRINT "WHAT IS VOL
    UME NUMBER OF THE DISK YO
    U": PRINT "WANT CATALOGUE
    D?";
61 240 INPUT "":VOL$
CA 250 IF LEN (VOL$) > 24 THEN 2
    30
33 260 INVERSE
FA 270 HOME : PRINT "DISK VOLUME
    ";VOL$
05 280 NORMAL
06 290 PRINT : PRINT : PRINT : P
    RINT "IS THIS CORRECT?";
54 300 GET S$
06 310 IF S$ = "Y" OR S$ = "y" T
    HEN 340
2B 320 IF S$ = "N" OR S$ = "n" T
    HEN 230
93 330 GOTO 300
4D 340 HOME : PRINT "PLEASE INSE
    RT": PRINT : PRINT "DISK
    VOLUME ";VOL$: PRINT : PR
    INT "AND PRESS RETURN.";
01 350 GOSUB 1400
C9 400 A$ = "PLEASE WAIT. READIN
    G CATALOG TO MEMORY": GOS
    UB 1200
6D 410 HOME : HTAB HT: PRINT A$
14 420 SS = 0:SE = 15:TR = 17:BU
    = 8192:OP = 1: GOSUB 150
    0
E1 430 STA = 12046:EN = 12256:LL
    = 0:KK = 0:USED = 0:NB$
    = "":FE$ = ""
9E 440 FOR X = STA TO EN STEP 35
8B 450 IF PEEK (X) = 0 THEN KK =
    LL: GOTO 700: REM UNUSE
    D FILE
44 460 IF PEEK (X - 3) = 255 THE
    N 560: REM DELETED FILE
5B 470 E = PEEK (X - 1): GOSUB 1
    000: REM TYPE
C0 480 LY = PEEK (X + 30): GOSUB
    1300:FE$(LL) = FE$(LL) +
    FIN$:FE$(LL) = FE$(LL) +
    "-": REM LENGTH OF FILE
    IN SECTORS
16 490 USED = USED + LY: REM CO
    UNTER FOR SECTORS USED
74 500 NB$ = ""
E5 510 FOR C = X TO X + 29: IF P
    EEK (C) > 0 AND PEEK (C)
    < = 31 OR PEEK (C) > 127
    AND PEEK (C) < = 159 THEN
    NB$ = NB$ + " ": GOTO 53
    0
3D 520 NB$ = NB$ + CHR$ ( PEEK (
    C))
EA 530 NEXT C
6E 540 FE$(LL) = FE$(LL) + NB$
77 550 LL = LL + 1
75 560 NEXT X
49 570 STA = EN - 466:EN = STA +
    210
24 580 GOTO 440
8F 700 HOME : PRINT "PLEASE INSE
    RT A DISK WITH WHICH"
A9 710 PRINT "YOU WANT TO STORE
    THE TEXT FILE AND"
0B 720 PRINT "PRESS RETURN";

```

```

D1 730 GOSUB 1400
EF 740 PRINT : PRINT D$
4B 750 PRINT D$;"OPEN CAT-VOL ";
    VOL$
1A 760 PRINT D$;"WRITE CAT-VOL "
    ;VOL$
C3 770 PRINT VOL$
01 780 PRINT USED
5C 790 PRINT KK
94 800 FOR X = 0 TO (LL - 1): PR
    INT FE$(X): NEXT
09 810 PRINT "END$"
12 820 PRINT D$;"CLOSE CAT-VOL "
    ;VOL$
2B 830 TEXT : HOME : PRINT "DONE
    ": END
E5 998 :
70 999 REM TYPE OF FILE
85 1000 IF E = 0 OR E = 128 THEN
    FE$(LL) = "T-": GOTO 10
    00
09 1010 IF E = 1 OR E = 129 THEN
    FE$(LL) = "I-": GOTO 10
    00
99 1020 IF E = 2 OR E = 130 THEN
    FE$(LL) = "A-": GOTO 10
    00
C0 1030 IF E = 4 OR E = 132 THEN
    FE$(LL) = "B-": GOTO 10
    00
EC 1040 IF E = 8 OR E = 136 THEN
    FE$(LL) = "S-": GOTO 10
    00
8C 1050 IF E = 10 OR E = 144 THE
    N FE$(LL) = "R-": GOTO 1
    000
05 1060 IF E = 20 OR E = 160 THE
    N FE$(LL) = "A1-": GOTO
    1000
9F 1070 IF E = 40 OR E = 192 THE
    N FE$(LL) = "B1-": GOTO
    1000
F1 1080 RETURN
6D 1198 :
64 1199 REM CENTER TEXT
5C 1200 HT = ((40 - LEN (A$)) /
    2) + 1
41 1210 NORMAL
DD 1220 RETURN
6F 1298 :
CA 1299 REM LENGTH OF FILE
3C 1300 GG$ = STR$(LY)
7A 1310 IF LEN (GG$) = 1 THEN FI
    N$ = "00" + STR$(LY): R
    ETURN
CC 1320 IF LEN (GG$) = 2 THEN FI
    N$ = "0" + STR$(LY): RE
    TURN
E3 1330 RETURN
71 1398 :
1B 1399 REM GET RETURN
5C 1400 GET S$
2B 1410 IF S$ < > CHR$(13) THEN
    1400
E1 1420 RETURN
73 1498 :
09 1499 REM ACCESS DISK
84 1500 FOR SA = SS TO SE
99 1510 POKE 788,TR: POKE 789,SA
    : POKE 796,OP
39 1520 HB = INT (BU / 256):LB =
    BU - (HB * 256)
86 1530 POKE 792,LB: POKE 793,HB
F7 1540 CALL 768:BU = BU + 256:
    NEXT SA
EF 1550 RETURN
75 1598 :
E1 1599 REM ERROR ROUTINE
DC 1600 EN = PEEK (222)
7D 1610 LC = PEEK (218) + PEEK (
    219) * 256
AD 1620 POKE 216,0
A5 1630 PRINT D$

```

```

8B 1640 FOR X = 1 TO 7: PRINT CH
    R$(7): NEXT
97 1650 IF EC = 4 THEN 1720
A1 1660 IF EC = 6 THEN 1740
AD 1670 IF EC = 9 THEN 1760
81 1680 IF EC = 8 THEN 1780
9B 1690 PRINT "ERROR #:";EC
27 1700 PRINT "IN LINE #:";LN
A1 1710 STOP
5D 1720 INVERSE : PRINT "REMOVE
    WRITE-PROTECT TAB.": NOR
    MAL
74 1730 GOTO 1800
1F 1740 INVERSE : PRINT "FILE NO
    T FOUND.": NORMAL
7C 1750 GOTO 1800
34 1760 INVERSE : PRINT "THE DIS
    K IS FULL.": NORMAL
84 1770 GOTO 1800
E8 1780 INVERSE : PRINT "I/O ERR
    OR WITH CURRENT DISK.":
    NORMAL
8C 1790 GOTO 1800
86 1800 INVERSE : PRINT "ERROR I
    N LINE ";LN
36 1810 PRINT : PRINT "PLEASE IN
    SERT THE CATALOG UTILITY
    DISK AND PRESS RETURN."
    ;
53 1820 GOSUB 1400
98 1830 CLEAR : TEXT : HOME : RU
    N

```

DSDD 33c
DSHD 89c
(For PC-AT)

MADE IN U.S.A.

- Error Free
- Top Quality
- Lifetime Warranty

•Sturdy Blank PVC Jacket •With ID Label
•With Write Protect Tabs •With Envelopes
•In Factory Sealed Poly Packs
SOLD IN LOTS OF 100

3 1/2" DISKETTES (UNBRANDED) SALE 99c each
SOLD IN LOTS OF 50

S&H: \$4.00, FIRST 100 OR FEWER DISKS; \$3.00, EACH SUCCEEDING 100 OR FEWER DISKETTES. MINIMUM ORDER: \$25.00. S&H: Continental U.S.A. Foreign Orders, APO/FPO, please call. MI residents add 4% tax. C.O.D. add \$4.00; payment with cash, certified check or money order. Prices subject to change. Hours: 8:30 AM—7:00 PM ET.

Computer Supplies at Budget Friendly Prices!
Call for FREE CATALOG
FOREIGN INQUIRIES WELCOME!

Precision Data Products™
P.O. Box 8367, Grand Rapids, MI 49518
(616) 452-3457 • FAX: (616) 452-4914
Michigan 1-800-632-2468 C.O.D.
Outside Michigan 1-800-258-0028

COMPUTE!'s Guide To Typing In Programs

Computers are precise—type the program *exactly* as listed, including necessary punctuation and symbols, except for special characters noted below. We have provided a special listing convention as well as a set of programs to check your typing—"The Automatic Proofreader."

Programs for the IBM and those in ST BASIC for Atari ST models should be typed exactly as listed; no special characters are used. Programs for Commodore, Apple, and Atari 400/800/XL/XE computers may contain some hard-to-read special characters, so we have a listing system that indicates these control characters. You will find these characters in curly braces; *do not type the braces*. For example, {CLEAR} or {CLR} instructs you to type the character which clears the screen on the Atari or Commodore machines. A complete list of these symbols is shown in the tables below. For Commodore, Apple, and Atari, a single symbol by itself within curly braces is a control key or graphics key. If you see {A}, hold down the CONTROL key and press A. This will produce a reverse video character on the Commodore (in quote mode), a graphics character on the Atari, and an invisible control character on the Apple.

For Commodore computers, graphics characters entered with the Commodore logo key are enclosed in a special bracket: [<A>]. In this case, you would hold down the Commodore logo key as you type A. Our Commodore listings are in uppercase, so shifted symbols are underlined>. A graphics heart symbol (SHIFT-S) would be listed as S. One exception is {SHIFT-SPACE}. When you see this, hold down SHIFT and press the space bar. If a number precedes a symbol, repeat the character the indicated number of times. For example, {5 RIGHT}, {6 S}, and [<8 Q>], mean, respectively, that you should enter five cursor rights, six shifted S's, and eight Commodore-Q's. On the Atari, inverse characters (white on black) should be entered with the inverse vid-

Atari 400/800/XL/XE

When you see	Type	See
{CLEAR}	ESC SHIFT <	↵ Clear Screen
{UP}	ESC CTRL -	↑ Cursor Up
{DOWN}	ESC CTRL =	↓ Cursor Down
{LEFT}	ESC CTRL +	← Cursor Left
{RIGHT}	ESC CTRL *	→ Cursor Right
{BACK S}	ESC DELETE	⌫ Backspace
{DELETE}	ESC CTRL DELETE	⌫ Delete character
{INSERT}	ESC CTRL INSERT	⌫ Insert character
{DEL LINE}	ESC SHIFT DELETE	⌫ Delete line
{INS LINE}	ESC SHIFT INSERT	⌫ Insert line
{TAB}	ESC TAB	⏪ TAB key
{CLR TAB}	ESC CTRL TAB	⏪ Clear tab
{SET TAB}	ESC SHIFT TAB	⏪ Set tab stop
{BELL}	ESC CTRL 2	🔔 Ring buzzer
{ESC}	ESC ESC	⌨ ESCape key

Commodore PET/CBM/VIC/64/128/16/+4

When You Read:	Press:	See:	When You Read:	Press:	See:
{CLR}	SHIFT CLR/HOME	⌫	[1]	COMMODORE 1	⌫
{HOME}	CLR/HOME	⌫	[2]	COMMODORE 2	⌫
{UP}	SHIFT ↑ CRSR ↓	⬆	[3]	COMMODORE 3	⬆
{DOWN}	↑ CRSR ↓	⬆	[4]	COMMODORE 4	⬆
{LEFT}	SHIFT ← CRSR →	⬅	[5]	COMMODORE 5	⬅
{RIGHT}	← CRSR →	⬅	[6]	COMMODORE 6	⬅
{RVS}	CTRL 9	⌛	[7]	COMMODORE 7	⌛
{OFF}	CTRL 0	⬛	[8]	COMMODORE 8	⬛
{BLK}	CTRL 1	⬛	{ F1 }	<u>f1</u>	⬛
{WHT}	CTRL 2	⬛	{ F2 }	SHIFT <u>f1</u>	⬛
{RED}	CTRL 3	⬛	{ F3 }	<u>f3</u>	⬛
{CYN}	CTRL 4	⬛	{ F4 }	SHIFT <u>f3</u>	⬛
{PUR}	CTRL 5	⬛	{ F5 }	<u>f5</u>	⬛
{GRN}	CTRL 6	⬛	{ F6 }	SHIFT <u>f5</u>	⬛
{BLU}	CTRL 7	⬛	{ F7 }	<u>f7</u>	⬛
{YEL}	CTRL 8	⬛	{ F8 }	SHIFT <u>f7</u>	⬛
				←	⬛

Mon-Fri 9am-9pm CST
Sat 11am-5pm

SINCE 1982 ComputAbility

Mon-Fri 9am-9pm CST
Sat 11am-5pm

THE HOME COMPUTER STORE THAT'S AS CLOSE AS YOUR TELEPHONE

NEW **star** micro
NX-1000 PRINTER
-144 CPS-Draft -30CPS-NLQ
-NLQ in 10 & 12 Pitch
-6 Built-In Fonts
ONLY
\$165

NEW **star** micro
NX-1000 RAINBOW
NEW LOW COST
COLOR PRINTER
ONLY
\$239

Panasonic Office Automation
1091i - II PRINTER
NEW Now at 192 CPS
ONLY
\$189

Panasonic Office Automation
1080i - II PRINTER
NEW Now at 144 CPS
ONLY
\$169

PC COMPATIBLE

VENDEX PC
512K, 8 MHz, 2DD, 7 Slot
Serial, Parallel, Mouse &
Game Ports
\$1000 of Software incl.
MS DOS & BASIC
Mono \$829.00
Color \$999.00

Packard Bell
PC XT with Color \$879
with Mono \$698
8MHz, 640K, HERC/CGA,
Ser/Par, Clock/Calendar,
360K DD, AT Keyboard,
Dos 3.2 & GW Basic, Small
Foot Print.

We Carry the Complete BLUE CHIP PC LINE
CALL for your Configuration

commodore

1541C Disk Drive 64C Computer 1802C Monitor
1571 Disk Drive C-128 Computer 1084 Monitor
1581C Disk Drive C-128 D Computer
CALL FOR INDIVIDUAL & SUPER PACKAGE PRICES

1750 RAM Expander Avatax 1200 HC Modem 1351 Mouse
1764 RAM Expander Avatax 2400 HC Modem ICON Trolley
CALL FOR CURRENT PRICE

AMIGA 500
COMPUTER SYSTEM
CALL FOR CURRENT PRICES & AVAILABILITY

ATARI
520 ST & 1040 ST
SYSTEM PACKAGES
CALL FOR LATEST PRICES

IBM	AMIGA	C128	APPLE	ATARI 8-BIT	ATARI ST	C64
Age of Aces 24.95	Amiga 501 Expansion 158.50	Assoc. Box CALL	Arnsart 22.95	Age of Aces 14.95	Alan Fries 25.95	Bart's Tale 25.95
Ancient Art of War at Sea 27.95	Arkanoid 32.95	Basic Compiler 126 36.95	Armsize 44.95	Armsize Station 58.95	Alio Gally 10x2 18.95	Bart's Tale 2 25.95
Anders Art of War 25.95	Barbarians 25.95	Beyond Zork 29.95	Autoball 24.95	Alphabet Plus 36.95	Auto Gally 32.95	Disk Compiler 64 25.95
Annex 29.95	Baron Tidd 32.95	Card Pak 128 36.95	Auto Duel XE/DL 54.95	Auto Master 24.95	Bay Bumble 18.95	Disk Pak 64 25.95
Archon 10.95	Beyond Zork 32.95	Chart Pak/128 25.95	Bob-N-Whistle 19.95	Bob-N-Whistle 19.95	Battle of Power 32.95	Carden U.S.A. 25.95
Arctic Fox 21.95	Business Card Maker 36.95	Coal Train 36.95	Bob-N-Whistle 18.95	Chessmaster 2000 25.95	Bart's Tale 33.95	Carden U.S.A. 25.95
Adv Conundrum 10.95	Chessmaster 1000 29.95	Datamanager/128 42.95	Cartoon Maker 25.95	F-15 Strike Eagle 22.95	BBS Express 54.95	Cartoon Maker 25.95
Battlezone 14.95	City Dash 88.95	File System 4 48.95	Cartoon Maker Lib #1 22.95	Quad of Thrones 27.95	Cramp Maker 29.95	Cramp Baseball 18.95
Blade Tale 32.95	Dark Castle 24.95	Formulator 126 36.95	Clip Art 1 or 3 18.95	Handout 18.95	Chessmaster 2000 32.95	Cramp 2000 25.95
Bridge 8.0 18.95	Defender of the Crown 32.95	Geo 128 44.95	Clip Art 2 25.95	Jewels of Darkness 17.95	Chessmaster 2000 24.95	Crack Pack 2 24.95
California Games 25.95	Deluxe Music 2.0 84.95	GeoCac 128 44.95	Destroyer 25.95	Leadboard 24.95	Chuck Yeager 24.95	Defender of the Crown 25.95
Copy II PC 37.95	Deluxe Paint 2 84.95	Geo Dex 128 44.95	F-15 Strike Eagle 22.95	Leather Goddess 22.95	Dark Castle 29.95	Daman Station 20.95
CMS 20 Meg HD 349	Deluxe Print 2 61.95	Geo Fine 128 44.95	Fight Night 21.95	Movie Maker 10.95	Datamanager ST 48.95	Defender of the Crown 25.95
Chessmaster 2000 25.95	Deluxe Productions 114.95	GeoWrite 128 44.95	Graphics Lib 1,2or3 18.95	Music Studio 22.95	Defender of the Crown 32.95	Daman Station 20.95
Church Yeager F.S. 25.95	Deluxe Video 1.2 84.95	March 128 32.95	Hardball 21.95	Deluxe Print 2 24.95	Deluxe Print 2 24.95	Disk Pak 1 32.95
Doc Every Accounting 2.0 28.95	Deluxe White 89.95	Martin 128 69.95	IndyStar 19.95	Planet XE/DL 54.95	Desk Cal 77.95	Desktop Publisher 36.95
Defender of the Crown 24.95	Dynamic CAD 209.95	Paperrip II/128 42.95	Jiff 27.95	P.B. Completion 25.95	Easy Draw 48.95	Echelon 28.95
Destroyer 25.95	Earl Weaver Baseball 32.95	Pocket Planner 2 36.95	On Balance 84.95	P.B. Interface 16.95	Empire 33.95	Etanad Dagger 25.95
Dig Dug 14.95	Empire 33.95	Pocket Planner 2 36.95	Paint 29.95	Racing Destruction 18.95	ES Track 38.95	Fast Lane 24.95
Digital Solitaire CALL	Fairy Tale Adventure 31.95	Speed Term 128 25.95	Pegasus 25.95	F-15 Strike Eagle 27.95	F-15 Strike Eagle 27.95	Fistdraw CALL
DOE RX 35.95	Fearful Formula 1 33.95	Superbase 128 57.95	Pharmax 1,2 or 3 25.95	Flight Simulator 33.95	Flight Simulator 33.95	First Certificate 3 42.95
Earl Weaver 28.95	Fight Simulator II 33.95	Super C Compiler 36.95	Print Shop 31.95	Garfield 32.95	Garfield 32.95	First Master II 28.95
Empire 33.95	Football 78.95	Super Pak/128 36.95	Shant Service 22.95	Gyrfalk 48.95	Gyrfalk 48.95	Font 24.95
Grand Slam Bridge 36.95	Grid Iron 44.95	Super Pacos 128 36.95	Shant Service 22.95	QFA Compiler 48.95	QFA Compiler 48.95	Font 24.95
Gunship 30.95	Grid Iron 44.95	Street Sports Baseball 25.95	Shant Service 22.95	QFA Compiler 48.95	QFA Compiler 48.95	Font 24.95
Handball 24.95	Grid Iron 44.95	Street Sports Baseball 25.95	Shant Service 22.95	QFA Compiler 48.95	QFA Compiler 48.95	Font 24.95
Instant Pages 33.95	Grid Iron 44.95	Street Sports Baseball 25.95	Shant Service 22.95	QFA Compiler 48.95	QFA Compiler 48.95	Font 24.95
Kanaka 21.95	Innery Fight 25.95	Street Sports Baseball 25.95	Shant Service 22.95	QFA Compiler 48.95	QFA Compiler 48.95	Font 24.95
Kenobi 21.95	Into the Eagle's Nest 33.95	Street Sports Baseball 25.95	Shant Service 22.95	QFA Compiler 48.95	QFA Compiler 48.95	Font 24.95
Marble Madness 25.95	InuTray 33.95	Street Sports Baseball 25.95	Shant Service 22.95	QFA Compiler 48.95	QFA Compiler 48.95	Font 24.95
Mean 18 30.95	Kanaka Kid 2 24.95	Street Sports Baseball 25.95	Shant Service 22.95	QFA Compiler 48.95	QFA Compiler 48.95	Font 24.95
Mean Patrol 14.95	Kanaka Kid 2 24.95	Street Sports Baseball 25.95	Shant Service 22.95	QFA Compiler 48.95	QFA Compiler 48.95	Font 24.95
Monopoly 26.95	Kanaka Kid 2 24.95	Street Sports Baseball 25.95	Shant Service 22.95	QFA Compiler 48.95	QFA Compiler 48.95	Font 24.95
3.2 MS DOS GW Basic 84.95	Kanaka Kid 2 24.95	Street Sports Baseball 25.95	Shant Service 22.95	QFA Compiler 48.95	QFA Compiler 48.95	Font 24.95
MS Pac Man 21.95	Kanaka Kid 2 24.95	Street Sports Baseball 25.95	Shant Service 22.95	QFA Compiler 48.95	QFA Compiler 48.95	Font 24.95
Music Construction 10.95	Kanaka Kid 2 24.95	Street Sports Baseball 25.95	Shant Service 22.95	QFA Compiler 48.95	QFA Compiler 48.95	Font 24.95
One on One 10.95	Kanaka Kid 2 24.95	Street Sports Baseball 25.95	Shant Service 22.95	QFA Compiler 48.95	QFA Compiler 48.95	Font 24.95
Ogre 24.95	Kanaka Kid 2 24.95	Street Sports Baseball 25.95	Shant Service 22.95	QFA Compiler 48.95	QFA Compiler 48.95	Font 24.95
Pac Man 14.95	Kanaka Kid 2 24.95	Street Sports Baseball 25.95	Shant Service 22.95	QFA Compiler 48.95	QFA Compiler 48.95	Font 24.95
P.C. Courier 59.95	Kanaka Kid 2 24.95	Street Sports Baseball 25.95	Shant Service 22.95	QFA Compiler 48.95	QFA Compiler 48.95	Font 24.95
Peep Wiz 21.95	Kanaka Kid 2 24.95	Street Sports Baseball 25.95	Shant Service 22.95	QFA Compiler 48.95	QFA Compiler 48.95	Font 24.95
Publish II 89.95	Kanaka Kid 2 24.95	Street Sports Baseball 25.95	Shant Service 22.95	QFA Compiler 48.95	QFA Compiler 48.95	Font 24.95
Print Shop 36.95	Kanaka Kid 2 24.95	Street Sports Baseball 25.95	Shant Service 22.95	QFA Compiler 48.95	QFA Compiler 48.95	Font 24.95
PBI 5 Trading Co 24.95	Kanaka Kid 2 24.95	Street Sports Baseball 25.95	Shant Service 22.95	QFA Compiler 48.95	QFA Compiler 48.95	Font 24.95
Seven Cities of Gold 10.95	Kanaka Kid 2 24.95	Street Sports Baseball 25.95	Shant Service 22.95	QFA Compiler 48.95	QFA Compiler 48.95	Font 24.95
Sylvia Parker Personal Invest 88.95	Kanaka Kid 2 24.95	Street Sports Baseball 25.95	Shant Service 22.95	QFA Compiler 48.95	QFA Compiler 48.95	Font 24.95
Star Flight 32.95	Kanaka Kid 2 24.95	Street Sports Baseball 25.95	Shant Service 22.95	QFA Compiler 48.95	QFA Compiler 48.95	Font 24.95
Star Trek 34.95	Kanaka Kid 2 24.95	Street Sports Baseball 25.95	Shant Service 22.95	QFA Compiler 48.95	QFA Compiler 48.95	Font 24.95
Sub Base 25.95	Kanaka Kid 2 24.95	Street Sports Baseball 25.95	Shant Service 22.95	QFA Compiler 48.95	QFA Compiler 48.95	Font 24.95
Sublogic Football 34.95	Kanaka Kid 2 24.95	Street Sports Baseball 25.95	Shant Service 22.95	QFA Compiler 48.95	QFA Compiler 48.95	Font 24.95
Super Boulder Dash 19.95	Kanaka Kid 2 24.95	Street Sports Baseball 25.95	Shant Service 22.95	QFA Compiler 48.95	QFA Compiler 48.95	Font 24.95
Tag Team Wrestling 25.95	Kanaka Kid 2 24.95	Street Sports Baseball 25.95	Shant Service 22.95	QFA Compiler 48.95	QFA Compiler 48.95	Font 24.95
Tax Drive 24.95	Kanaka Kid 2 24.95	Street Sports Baseball 25.95	Shant Service 22.95	QFA Compiler 48.95	QFA Compiler 48.95	Font 24.95
Turbo Basic 84.95	Kanaka Kid 2 24.95	Street Sports Baseball 25.95	Shant Service 22.95	QFA Compiler 48.95	QFA Compiler 48.95	Font 24.95
Up Parascopy 18.95	Kanaka Kid 2 24.95	Street Sports Baseball 25.95	Shant Service 22.95	QFA Compiler 48.95	QFA Compiler 48.95	Font 24.95
Ultima 1.2 or 3 CALL	Kanaka Kid 2 24.95	Street Sports Baseball 25.95	Shant Service 22.95	QFA Compiler 48.95	QFA Compiler 48.95	Font 24.95
Ultima II 47.95	Kanaka Kid 2 24.95	Street Sports Baseball 25.95	Shant Service 22.95	QFA Compiler 48.95	QFA Compiler 48.95	Font 24.95
Where in the U.S.A.s 28.95	Kanaka Kid 2 24.95	Street Sports Baseball 25.95	Shant Service 22.95	QFA Compiler 48.95	QFA Compiler 48.95	Font 24.95
Where in the U.S.A.s 28.95	Kanaka Kid 2 24.95	Street Sports Baseball 25.95	Shant Service 22.95	QFA Compiler 48.95	QFA Compiler 48.95	Font 24.95
Where in the World is Carmen Sandiego 25.95	Kanaka Kid 2 24.95	Street Sports Baseball 25.95	Shant Service 22.95	QFA Compiler 48.95	QFA Compiler 48.95	Font 24.95
World Tour Golf 32.95	Kanaka Kid 2 24.95	Street Sports Baseball 25.95	Shant Service 22.95	QFA Compiler 48.95	QFA Compiler 48.95	Font 24.95
World Class L.B. 28.95	Kanaka Kid 2 24.95	Street Sports Baseball 25.95	Shant Service 22.95	QFA Compiler 48.95	QFA Compiler 48.95	Font 24.95
1st Expedition 33.95	Kanaka Kid 2 24.95	Street Sports Baseball 25.95	Shant Service 22.95	QFA Compiler 48.95	QFA Compiler 48.95	Font 24.95

SINCE 1982
ComputAbility
Consumer Electronics
P.O. BOX 17882, MILWAUKEE, WI 53217
ORDER LINES OPEN
Mon-Fri 9am-9pm CST Sat 11am-5pm
To Order Call Toll Free
800-558-0003
For Technical info, Order Inquiries, or for Wisc. Orders
414-357-8181
TELEX NUMBER 9102406440
(ANSERBACK-COMPUT MIL W UO)
No surcharge for Mastercard or Visa

ORDERING INFORMATION: Please specify system. For fast delivery send cashiers check or money order. Personal and company checks allow 14 business days to clear. Short of P.O.'s welcome. C.O.D. charges are \$3.00. In Continental USA include \$3.00 for software orders 5% shipping for hardware minimum \$5.00. MasterCard and Visa orders please include card #, expiration date and signature. WI residents please include 5% sales tax. HI, AK, FPO, APO, Puerto Rico and Canadian orders, please add 6% shipping. Minimum \$6.00. All other foreign orders add 15% shipping, minimum \$18.00. All order shipped outside the Continental U.S.A. are shipped first class insured U.S. mail. If foreign shipping charges exceed the minimum amount, you will be charged the additional amount to get your package to you quickly and safely. All goods are new and include factory warranty. Due to low prices all sales are final. All defective returns must have a return authorization number. Please call (414)357-8181 to obtain an RA# or your return will not be accepted. Prices and availability subject to change without notice.

eo key (Atari logo key on 400/800 models).

Whenever more than two spaces appear in a row, they are listed in a special format. For example, {6 SPACES} means press the space bar six times. Our Commodore listings never leave a single space at the end of a line, instead moving it to the next printed line as {SPACE}.

Amiga program listings and Atari ST program listings in GFA BASIC contain only one special character, the left arrow (-) symbol. This character marks the end of each program line. Wherever you see a left arrow, press RETURN to enter that line into memory. (For the Amiga, you can also enter the line simply by moving the cursor off the line.) Don't try to type in the left arrow symbol; it's there only as a marker to indicate where each program line ends.

The Automatic Proofreader

Type in the appropriate program listed below, then save it for future use. The Commodore Proofreader works on the Commodore 128, 64, Plus/4, 16, and VIC-20. Don't omit any lines, even if they contain unfamiliar commands or you think they don't apply to your computer. When you run the program, it installs a machine language program in memory and erases its BASIC portion automatically (so be sure to save several copies before running the program for the first time). If you're using a Commodore 128, Plus/4 or 16, do not use any GRAPHIC commands while the Proofreader is active. You should disable the Commodore Proofreader before running any other program. To do this, either turn the computer off and on or enter SYS 64738 (for the 64), SYS 65341 (128), SYS 64802 (VIC-20), or SYS 65526 (Plus/4 or 16). To reenab le the Proofreader, reload the program and run it as usual. Unlike the original VIC/64 Proofreader, this version works the same with disk or tape.

The IBM Proofreader is a BASIC program that simulates the IBM BASIC line editor, letting you enter, edit, list, save, and load programs that you type. Type RUN to activate. Be sure to leave Caps Lock on, except when typing lowercase characters.

On the Atari, run the Proofreader to activate it (the Proofreader remains active in memory as a machine language program); you must then enter NEW to erase the BASIC loader. Pressing SYSTEM RESET deactivates the Atari Proofreader; enter PRINT USR (1536) to reenab le it.

The Apple Proofreader erases the BASIC portion of itself after you run it, leaving only the machine language portion in memory. It works with either

DOS 3.3 or ProDOS. Disable the Apple Proofreader by pressing CTRL-RESET before running another BASIC program.

Once the Proofreader is active, try typing in a line. As soon as you press RETURN, either a hexadecimal number (on the Apple) or a pair of letters (on the Commodore, Atari, or IBM) appears. The number or pair of letters is called a *checksum*.

Compare the value displayed on the screen by the Proofreader with the checksum printed in the program listing in the magazine. The checksum is given to the left of each line number. Just type in the program a line at a time (without the printed checksum), press RETURN or Enter, and compare the checksums. If they match, go on to the next line. If not, check your typing; you've made a mistake. Because of the checksum method used, do not type abbreviations, such as ? for PRINT. On the Atari and Apple Proofreaders, spaces are not counted as part of the checksum, so be sure you type the right number of spaces between quote marks. The Atari Proofreader does not check to see that you've typed the characters in the right order, so if characters are transposed, the checksum still matches the listing. The Commodore Proofreader catches transposition errors and ignores spaces unless they're enclosed in quotation marks. The IBM Proofreader detects errors in spacing and transposition.

IBM Proofreader Commands

Since the IBM Proofreader replaces the computer's normal BASIC line editor, it has to include many of the direct-mode IBM BASIC commands. The syntax is identical to IBM BASIC. Commands simulated are LIST, LLIST, NEW, FILES, SAVE, and LOAD. When listing your program, press any key (except Ctrl-Break) to stop the listing. If you enter NEW, the Proofreader prompts you to press Y to be especially sure you mean yes.

Two new commands are BASIC and CHECK. BASIC exits the Proofreader back to IBM BASIC, leaving the Proofreader in memory. CHECK works just like LIST, but shows the checksums along with the listing. After you have typed in a program, save it to disk. Then exit the Proofreader with the BASIC command, and load the program as usual (this replaces the Proofreader in memory). You can now run the program, but you may want to re-save it to disk. This will shorten it on disk and make it load faster, but it can no longer be edited with the Proofreader. If you want to convert an existing BASIC program to Proofreader format, save it to disk with SAVE "filename",A.

Program 1: Atari Proofreader

By Charles Brannon

```
100 GRAPHICS 0
110 FOR I=1536 TO 1700:RE
AD A:POKE I,A:CK=CK+A
:NEXT I
120 IF CK<>19072 THEN ? "
Error in DATA Statem
nts. Check Typing.":
END
130 A=USR(1536)
140 ? :? "Automatic Proof
reader Now Activated.
"
150 END
160 DATA 104,160,0,185,26
,3,201,69,240,7
170 DATA 200,200,192,34,2
08,243,96,200,169,74
180 DATA 153,26,3,200,169
,6,153,26,3,162
190 DATA 0,189,0,228,157,
74,6,232,224,16
200 DATA 208,245,169,93,1
41,78,6,169,6,141
210 DATA 79,6,24,173,4,22
8,105,1,141,95
220 DATA 6,173,5,228,105,
0,141,96,6,169
230 DATA 0,133,203,96,247
,238,125,241,93,6
240 DATA 244,241,115,241,
124,241,76,205,238
250 DATA 0,0,0,0,32,62,
246,0,201
260 DATA 155,240,13,201,3
2,240,7,72,24,101
270 DATA 203,133,203,104,
40,96,72,152,72,138
280 DATA 72,160,0,169,128
,145,88,200,192,40
290 DATA 208,249,165,203,
74,74,74,74,24,105
300 DATA 161,160,3,145,88
,165,203,41,15,24
310 DATA 105,161,200,145,
88,169,0,133,203,104
320 DATA 170,104,168,104,
40,96
```

Program 2: Commodore Proofreader

By Philip Nelson

```
10 VEC=PEEK(772)+256*PEEK(773)
:LO=43:HI=44
20 PRINT "AUTOMATIC PROOFREADE
R FOR ";IF VEC=42364 THEN
[SPACE]PRINT "C-64"
30 IF VEC=50556 THEN PRINT "VI
C-20"
40 IF VEC=35158 THEN GRAPHIC C
LR:PRINT "PLUS/4 & 16"
50 IF VEC=17165 THEN LO=45:HI=
46:GRAPHIC CLR:PRINT"128"
60 SA=(PEEK(LO)+256*PEEK(HI))+
6:ADR=SA
70 FOR J=0 TO 166:READ BYT:POK
E ADR,BYT:ADR=ADR+1:CHK=CHK
+BYT:NEXT
80 IF CHK<>20570 THEN PRINT "**
ERROR* CHECK TYPING IN DATA
STATEMENTS":END
90 FOR J=1 TO 5:READ RF,LF,HF:
RS=SA+RF:HB=INT(RS/256):LB=
RS-(256*HB)
100 CHK=CHK+RF+LF+HF:POKE SA+L
F,LB:POKE SA+HF,HB:NEXT
```


MONTGOMERY GRANT

COMPUTE 3/88

115 Nassau St. NY, NY, 10038
 Bet. Beekman & Ann Sts. (212)732-4500
 Open Mon-Fri, 8:30-6:30/Sat, CLOSED
 Sun, 9:30-5:30

Penn. Station, Amtrack Level Beneath
 Madison Sq. Garden, NY, NY, 10001
 (212)594-7140 Open Mon-Wed, 8:30-8/Thurs
 & Fri, 8:30-9/Sat & Sun, 10-7

FOR ORDERS AND
 INFORMATION CALL
 TOLL FREE
 OPEN 7 DAYS A WEEK
 FOR ORDERS

1 (800) 345-7058

IN NEW YORK STATE CALL
(212) 594-7140

FOR CUSTOMER SERVICE CALL MON-FRI 9AM-4PM
(718) 965-8686

FAX NO. 212-564-1497 TELEX 422-132

EPSON EQUITY 1+

IBM PC/XT
 COMPATIBLE
 PACKAGE



• 640K RAM w/Clock Calendar • 2
 360K Drives • Keyboard • Serial/Parallel
 Ports • 12" High Resolution Monitor
 • Box of 10 Diskettes

\$849

Same Package with
 1 Floppy & 20MB
 Hard Drive **\$1049**

IBM XT

HARD DRIVE
 PACKAGE



• IBM XT Computer • IBM Keyboard 256K
 RAM Expandable to 640K • 360K Disk Drive
 • 20MB Hard Drive • Package of 10 Diskettes
 (Monitor Optional)

\$1499

IBM XT Package with
 2 360K Floppy Drives **\$1279**

NEC

POWERMATE I



IBM PC/XT
 COMPATIBLE
 PACKAGE

• 800286 6MHz Processor • 640K RAM
 • 1.2MB Floppy • 12" Monitor

\$1349

Same Pkg. with
 20MB Hard Drive **\$1579**
 POWERMATE II w/Monitor **\$1879**

LEADING EDGE

MODEL D
 PACKAGE



• 512K RAM Computer • Keyboard • 360K
 Floppy Drive • 4.7-7.16 MHz • 12" High
 Resolution Mono Monitor

\$799

Same Package with
 20MB Hard Drive **\$1049**

IBM PERSONAL SYSTEM 2 MODEL 50



w/720K Floppy
 Drive & 20MB
 IBM Hard Drive

\$2599

Personal System II Model 25.....\$1049
 PS II Model 25 w/Color Monitor.....\$1299
 PERSONAL SYSTEM II MODEL 30.....\$1199
 PS II Model 60 w/44MB Hard Drive &
 1 720K Floppy Drive.....\$3589
 IBM Personal System II Monitors
 8503 Mono.....\$249
 8512 Color.....\$479
 8513 Color.....\$529

PS/2 Model 30 w/720
 Floppy Drive & 20MB IBM
 Hard Drive **\$1599**



IBM PC/XT COMPATIBLE
 PACKAGE

• Keyboard • 640K RAM • Turbo
 Speed 4.7 MHz • Two 360K
 Floppy Drives • MS DOS •
 Monographics Card • High
 Resolution Monochrome

\$679

FREE WORD PROCESSING SOFTWARE

AMIGA PERIPHERALS

GO 64 FOR AMIGA 500 1000-2000
 USE YOUR 64 & 128 SOFTWARE
 ON YOUR AMIGA \$69.95

MONITORS

THOMPSON Ultra Scan Monitor.....\$469
 MAGNAVOX EGA Monitor.....\$339
 MAGNAVOX EGA Monitor w/EGA Card \$459

Commodore PC10-1

IBM PC/XT
 COMPATIBLE
 PACKAGE

• PC10-1 Computer
 512K Expandable
 to 640K • 360K Disk
 Drive
 • Enhanced
 Keyboard
 • Serial & Parallel
 Ports • 12" Monitor
 • All Hook-up Cables & Adapters
 • Package of 10
 Diskettes



\$499

Same Package with
 20MB Hard Drive **\$769**
 PC10-2 w/12" Monitor **\$599**

AMIGA 500



• 68000 Processor • 512K RAM
 Expandable to 9MB • Graphics Processor
 500 with 1084 500/1084/1010

\$769

\$979

AMIGA PERIPHERALS
 A-501 512K EXPANSION
 A-1010 3.5" FLOPPY DRIVE
 A-1020T 5.25" DISK DRIVE with
 TRANSFORMER
 A-1084 RGB COLOR MONITOR
 A-1300 GENLOCK
 A-1680 MODEM • RF MODULATOR
 BRIDGE CARD Model #A-2088
 WE WILL BEAT ANY PRICE!

AMIGA 2000 CALL

PRINTERS

OKIDATA	
OKI-120.....	\$189
OKIMATE-20.....	\$139
OKIDATA-180.....	\$219
PANASONIC	
1080-II.....	\$159
1091-II.....	\$179
1092.....	\$279
HP LASERJET SERIES II	\$1649

TOSHIBA	
321-SL.....	\$479
341.....	\$849
351-II.....	\$789
STAR	
NX-1000.....	\$169
NX-15.....	\$279
NB-2410.....	\$369

EPSON	
FX-88E.....	\$309
FX-288E.....	\$449
LO-800.....	\$399
LO-850.....	\$499
LO-1000.....	\$499
LO-1050.....	\$679
EX 800.....	\$409
EX 1000.....	\$459

LAPTOPS

TOSHIBA 1000	
• 720K Floppy • 521K RAM • 4.77 MHz • Super Twist LCD Screen	\$799
ZENITH 181.....	\$1549
ZENITH 183.....	\$2239
SPARK by Caseware 640K w/2 720K Drives.....	\$1099
NEC Multispeed.....	\$1249
NEC Multispeed EL.....	\$1549
Toshiba 3050/20.....	\$2050

HARD DRIVES

SEAGATE 20MB w/Controller	\$279	MINISCRIBE 40MB w/Controller	\$369
30MB w/Controller	\$319	SEAGATE 40MB w/ Controller	\$449

APPLE PACKAGES

• Apple IIC or IIE
 Computer • 5.25" Drive
 • 12" Monitor • All
 Hook-Up Cables and
 Adapters • Package of
 10 Diskettes



APPLE IIC
 PACKAGE

\$579

APPLE IIE
 PACKAGE

\$779

IIGS RGB COLOR PACKAGE

• Apple IIGS Keyboard • 3.5" Disk Drive • Apple
 RGB Color Monitor • 10 Diskettes • Apple
 Software • AC Adapters • All Hook-up Cables

\$1379

MAC + PACKAGE

• MAC + Computer
 • Built-in 800K Disk
 Drive • 1 MB RAM
 • Apple Mouse
 • Apple Monitor
 • Keyboard



\$1579

HARD DRIVE FOR MAC +.....\$869



MAC SE
 PACKAGE

\$2199

w/Apple 20MB Hard Drive.....\$2599
 Imagewriter II Printer.....\$449.95
 Apple Works Software.....\$69.95

Commodore COMPUTERS & PERIPHERALS

84C Personal Computer.....	\$149.95
C-128 Personal Computer.....	\$219.95
C-128 D w/Built-in Disk Drive.....	\$439.95
MPS-1200 Computer Printer.....	\$209.95
MPS-803C Computer Printer.....	\$119.95
MPS-1250 Computer Printer.....	\$239.95
DPS-1101 Daisy Wheel Printer.....	\$159.95
1541C New Disk Drive.....	\$148.95
1571 Computer Disk Drive.....	\$209.95
1581 Computer Disk Drive.....	\$189.95
1902 80 col. RGB Color Monitor.....	\$214.95
1080 RGB Color Monitor.....	\$229.95
1802 Color Computer Monitor.....	\$189.95
1700 128K Expansion Module.....	\$99.95
1750 512K Expansion Module.....	\$189.95
1784 Expansion Module.....	\$119.95
1670 Automodem.....	\$129.95

Commodore COMPUTER PACKAGES

C-64C COMPLETE PACKAGE • C-64C Computer • 1541 Disk Drive • Computer Printer • 12" Monitor • GEOS Software Program	\$329
C-64C COLOR PACKAGE • C-64C Computer • 1541C Disk Drive • Color Printer • Color Monitor • GEOS Software Program	\$478
C-128C COMPLETE PACKAGE • C-128 Computer • 1541 Disk Drive • 12" Monitor • Computer Printer	\$429
C-128C DELUXE PACKAGE • C-128 Computer • 1571 Disk Drive • 1902 Color Monitor • 1515 80 Column Printer	\$679



NO SURCHARGE FOR CREDIT CARD ORDERS

Certified check, Bank check, Mastercard, Visa, Am-Ex, Diner's Club, Carte-Blanche, Discover Card and C.O.D.s accepted. An additional surcharge for credit card orders. Non-certified checks must wait 4-6 weeks clearance. Money orders are non-certified checks. NY residents add applicable sales tax. Prices and availability subject to change without notice. Not responsible for typographic errors. Return of defective merchandise must have prior return authorization number, or returns will not be accepted. IBM PC/XT are registered trademarks of International Business Machine Corp. All orders can be shipped Air Express. Call for details.

WE INVITE CORPORATE & EDUCATIONAL CUSTOMERS

```

110 IF CHK<>22054 THEN PRINT "
*ERROR* RELOAD PROGRAM AND
[SPACE]CHECK FINAL LINE":EN
D
120 POKE SA+149,PEEK(772):POKE
SA+150,PEEK(773)
130 IF VEC=17165 THEN POKE SA+
14,22:POKE SA+18,23:POKESA+
29,224:POKESA+139,224
140 PRINT CHR$(147):CHR$(17):"
PROOFREADER ACTIVE":SYS SA
150 POKE HI,PEEK(HI)+1:POKE (P
EEK(LO)+256*PEEK(HI))-1,0:N
EW
160 DATA 120,169,73,141,4,3,16
9,3,141,5,3
170 DATA 88,96,165,20,133,167,
165,21,133,168,169
180 DATA 0,141,0,255,162,31,18
1,199,157,227,3
190 DATA 202,16,248,169,19,32,
210,255,169,18,32
200 DATA 210,255,160,0,132,180
,132,176,136,230,180
210 DATA 200,185,0,2,240,46,20
1,34,208,8,72
220 DATA 165,176,73,255,133,17
6,104,72,201,32,208
230 DATA 7,165,176,208,3,104,2
08,226,104,166,180
240 DATA 24,165,167,121,0,2,13
3,167,165,168,105
250 DATA 0,133,168,202,208,239
,240,202,165,167,69
260 DATA 168,72,41,15,168,185,
211,3,32,210,255
270 DATA 104,74,74,74,168,1
85,211,3,32,210
280 DATA 255,162,31,189,227,3,
149,199,202,16,248
290 DATA 169,146,32,210,255,76
,86,137,65,66,67
300 DATA 68,69,70,71,72,74,75,
77,80,81,82,83,88
310 DATA 13,2,7,167,31,32,151,
116,117,151,128,129,167,136
,137

```

Program 3: IBM Proofreader By Charles Brannon

```

10 "Automatic Proofreader Ver-
sion 3.0 (Lines 205,206 ad
ded/190 deleted/470,490 ch
anged from V2.0)
100 DIM L$(500),LNUM(500):COL
OR 0,7,7:KEY OFF:CLS:MAX=
0:LNUM(0)=65536!
110 ON ERROR GOTO 120:KEY 15,
CHR$(4)+CHR$(70):ON KEY(1
5) GOSUB 640:KEY (15) ON:
GOTO 130
120 RESUME 130
130 DEF SEG=&H40:W=PEEK(&H4A)
140 ON ERROR GOTO 650:PRINT:P
RINT"Proofreader Ready."
150 LINE INPUT L$:Y=CSRLIN-IN
T(LEN(L$)/W)-1:LOCATE Y,1
160 DEF SEG=0:POKE 1050,30:PO
KE 1052,34:POKE 1054,0:PO
KE 1055,79:POKE 1056,13:P
OKE 1057,28:LINE INPUT L$
:DEF SEG:IF L$="" THEN 15
0
170 IF LEFT$(L$,1)="" THEN L
$=MID$(L$,2):GOTO 170
180 IF VAL(LEFT$(L$,2))=0 AND
MID$(L$,3,1)="" THEN L$
=MID$(L$,4)
200 IF ASC(L$)>57 THEN 260 'n
o line number, therefore
command

```

```

205 BL=INSTR(L$," "):IF BL=0
THEN BL=L$:GOTO 206 ELSE
BL=LEFT$(L$,BL-1)
206 LNUM=VAL(BL$):TEXT$=MID$(
L$,LEN(STR$(LNUM))+1)
210 IF TEXT$="" THEN GOSUB 54
0:IF LNUM=LNUM(P) THEN 80
SUB 560:GOTO 150 ELSE 150
220 CKSUM=0:FOR I=1 TO LEN(L$
):CKSUM=(CKSUM+ASC(MID$(L
$,I)))$I AND 255:NEXT:LOC
ATE Y,1:PRINT CHR$(65+CKS
UM/16)+CHR$(65+(CKSUM AND
15))+" "+L$
230 GOSUB 540:IF LNUM(P)=LNUM
THEN L$(P)=TEXT$:GOTO 15
0 'replace line
240 GOSUB 580:GOTO 150 'inser
t the line
260 TEXT$="" :FOR I=1 TO LEN(L
$):A=ASC(MID$(L$,I)):TEXT
$=TEXT$+CHR$(A+32*(A>96 A
ND A<123)):NEXT
270 DELIMITER=INSTR(TEXT$," "
):COMMAND$=TEXT$:ARG$="" :
IF DELIMITER THEN COMMAND
$=LEFT$(TEXT$,DELIMITER-1
):ARG$=MID$(TEXT$,DELIMIT
ER+1) ELSE DELIMITER=INST
R(TEXT$,CHR$(34)):IF DELI
MITER THEN COMMAND$=LEFT$
(TEXT$,DELIMITER-1):ARG$=
MID$(TEXT$,DELIMITER)
280 IF COMMAND$<>"LIST" THEN
410
290 OPEN "scrn:" FOR OUTPUT A
S #1
300 IF ARG$="" THEN FIRST=0:P
=MAX-1:GOTO 340
310 DELIMITER=INSTR(ARG$,"-")
:IF DELIMITER=0 THEN LNUM
=VAL(ARG$):GOSUB 540:FIRS
T=P:GOTO 340
320 FIRST=VAL(LEFT$(ARG$,DELI
MITER)):LAST=VAL(MID$(ARG
$,DELIMITER+1))
330 LNUM=FIRST:GOSUB 540:FIRS
T=P:LNUM=LAST:GOSUB 540:IF
P=0 THEN P=MAX-1
340 FOR X=FIRST TO P:N$=MID$(
STR$(LNUM(X)),2)+" "
350 IF CKFLAG=0 THEN A$="" :80
TO 370
360 CKSUM=0:A$=N$+L$(X):FOR I
=1 TO LEN(A$):CKSUM=(CKSU
M+ASC(MID$(A$,I)))$I AND
255:NEXT:A$=CHR$(65+CKSUM
/16)+CHR$(65+(CKSUM AND 1
5))+" "
370 PRINT #1,A$+N$+L$(X)
380 IF INKEY$<>" " THEN X=P
390 NEXT :CLOSE #1:CKFLAG=0
400 GOTO 130
410 IF COMMAND$="LLIST" THEN
OPEN "lpt1:" FOR OUTPUT A
S #1:GOTO 300
420 IF COMMAND$="CHECK" THEN
CKFLAG=1:GOTO 290
430 IF COMMAND$<>"SAVE" THEN
450
440 GOSUB 600:OPEN ARG$ FOR O
UTPUT AS #1:ARG$="" :80TO
300
450 IF COMMAND$<>"LOAD" THEN
490
460 GOSUB 600:OPEN ARG$ FOR I
NPUT AS #1:MAX=0:P=0
470 WHILE NOT EOF(1):LINE INP
UT #1,L$:BL=INSTR(L$," ")
:BL=LEFT$(L$,BL-1):LNUM(
P)=VAL(BL$):L$(P)=MID$(L$

```

```

,LEN(STR$(VAL(BL$)))+1):P
=P+1:WEND
480 MAX=P:CLOSE #1:GOTO 130
490 IF COMMAND$="NEW" THEN IN
PUT "Erase program - Are
you sure?":L$:IF LEFT$(L$,
1)="" OR LEFT$(L$,1)="" THEN
THEN MAX=0:LNUM(0)=65536
! :GOTO 130 ELSE 130
500 IF COMMAND$="BASIC" THEN
COLOR 7,0,0:ON ERROR GOTO
0:CLS:END
510 IF COMMAND$<>"FILES" THEN
520
515 IF ARG$="" THEN ARG$="A:"
ELSE SEL=1:GOSUB 600
517 FILES ARG$:GOTO 130
520 PRINT"Syntax error":GOTO
130
540 P=0:WHILE LNUM>LNUM(P) AN
D P<MAX:P=P+1:WEND:RETURN
560 MAX=MAX-1:FOR X=P TO MAX:
LNUM(X)=LNUM(X+1):L$(X)=L
$(X+1):NEXT:RETURN
580 MAX=MAX+1:FOR X=MAX TO P+
1 STEP -1:LNUM(X)=LNUM(X-
1):L$(X)=L$(X-1):NEXT:L$(
P)=TEXT$:LNUM(P)=LNUM:RET
URN
600 IF LEFT$(ARG$,1)<>CHR$(34
) THEN 520 ELSE ARG$=MID$(
ARG$,2)
610 IF RIGHT$(ARG$,1)=CHR$(34
) THEN ARG$=LEFT$(ARG$,LE
N(ARG$)-1)
620 IF SEL=0 AND INSTR(ARG$,"
.")=0 THEN ARG$=ARG$+".BA
S"
630 SEL=0:RETURN
640 CLOSE #1:CKFLAG=0:PRINT"S
topped.":RETURN 150
650 PRINT "Error #";ERR:RESUM
E 150

```

Program 4: Apple Proofreader

By Tim Victor, Editorial
Programmer

```

10 C = 0: FOR I = 768 TO 768
+ 60: READ A:C = C + A: PO
KE I,A: NEXT
20 IF C < > 7258 THEN PRINT "
ERROR IN PROOFREADER DATA
STATEMENTS": END
30 IF PEEK(190 * 256) < > 76
THEN POKE 56,0: POKE 57,3
: CALL 1002: GOTO 50
40 PRINT CHR$(4):"IN#A$300"
50 POKE 34,0: HOME : POKE 34,
1: VTAB 2: PRINT "PROOFREA
DER INSTALLED"
60 NEW
100 DATA 216,32,27,253,201,14
1
110 DATA 208,60,138,72,169,0
120 DATA 72,189,255,1,201,160
130 DATA 240,8,104,10,125,255
140 DATA 1,105,0,72,202,208
150 DATA 238,104,170,41,15,9
160 DATA 48,201,58,144,2,233
170 DATA 57,141,1,4,138,74
180 DATA 74,74,74,41,15,9
190 DATA 48,201,58,144,2,233
200 DATA 57,141,0,4,104,170
210 DATA 169,141,96

```


Save Your Copies of COMPUTE!

Protect your back issues of *COMPUTE!* in durable binders or library cases. Each binder or case is custom-made in flag-blue binding with embossed white lettering. Each holds a year of *COMPUTE!*. Order several and keep your issues of *COMPUTE!* neatly organized for quick reference. (These binders make great gifts, too!)



Binders **Cases:**
 \$9.95 each; \$7.95 each;
 3 for \$27.95; 3 for \$21.95;
 6 for \$52.95 6 for \$39.95

(Please add \$2.50 per unit for orders outside the U.S.)

Send in your prepaid order with the attached coupon

Mail to: Jesse Jones Industries
 P.O. Box 5120
 Dept. Code COTE
 Philadelphia, PA 19141

Please send me _____ *COM-
 PUTE!* cases binders.

Enclosed is my check or money order for \$ _____. (U.S. funds only.)

Name _____

Address _____

City _____

State _____ Zip _____

Satisfaction guaranteed or money refunded.

Please allow 4-6 weeks for delivery.

WP-KEY

A NEW FORM OF WRITE PROTECTION

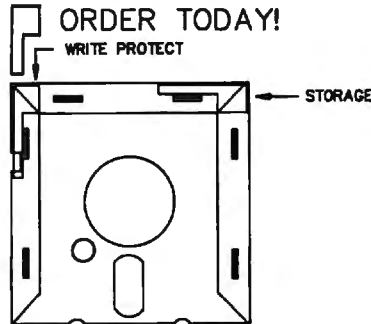
WP-KEY slides into the disk at the top corner directly above the write-protect notch and slips down to cover the notch from the inside.

WP-KEY slides out just as easily to allow the disk to be written to.

WP-KEY is good for the life of your disk.

WP-KEY is light in color allowing it to be viewed when the disk is installed in the drive just by glancing at the drive door.

WP-KEY sells for \$1.39 per pkg of ten (10). Please include \$.50 for shipping and handling. Sorry, no C.O.D. or credit card orders.



NEAR FUTURE COMPUTER

P.O. Box 1726
 Walla Walla, Wa 99362
 (509) 525-3288



Save on BROWNOUT protection!

LINE CONDITIONER

keeps power constant during voltage sags and power surges!

Prevents damage and downtime on computers, phone systems, cash registers, etc. by providing full voltage support when AC input power varies up or down. Maintains constant output of 120V. *Line Stabilizer* is a stepped transformer system that has higher efficiency than CVT's (constant voltage transformers) and gives lower waveform distortion at FAR LOWER COST. Built-in spike and noise suppression. 1-Year warranty!

1200-Watt, 4 Outlet
ONLY \$199

1800-Watt, 6 Outlet
ONLY \$259

Order toll free 1-800-662-5021
 IN ILLINOIS CALL 1-312-648-2191 OR MAIL COUPON

INDUS-TOOL, 730 W. Lake Street
 Dept. CI, Chicago, IL 60606

Enclosed is \$ _____ or charge on
 MasterCard Visa Expires _____

Card No. _____

Send 1200-Watt @ \$199 1800-Watt @ \$259

Name _____

Company _____

Address _____

City/State/Zip _____

Phone _____

XEROX DIABLO 630 LETTER QUALITY PRINTER LIQUIDATION

FACTORY NEW! FACTORY PERFECT!



Enjoy the ease and speed of printing with this letter quality Xerox/Diablo 630 API Daisy Wheel Printer. Prints both graphics and letter quality text without changing Daisy Wheel! Perfect for home or office use!

FEATURES:

- 40 characters per second with plastic print wheels.
- 32 Characters per second with metal print wheels.
- Paper width is 16.53 inches (419.9mm) maximum if using friction feed. 15.25 inches (387.4mm) maximum if using forms tractor (not included).
- Self-test, data receive/transmit speed selection.
- Graphics, HyPlot Vector Plotting, Word Processing.
- Plastic Daisy Wheel Included.
- API, All Purpose interface (works with most personal or business computers on the market.)

90-Day Warranty!

Manufacturer's Suggested Retail
\$1995.00

DAMARK PRICE:

\$398

Order No. B-638-102103
 Insured Ship/Hand.: \$40.00

PUBLIC NOTICE

Diablo a division of world renowned, Xerox decided to liquidate this model. As a result, we obtained the remaining stock and offer them to you at FAR BELOW DEALER COST!

FOR FASTEST SERVICE
 CALL TOLL FREE
1-800-533-3379



or send check, money order or credit card info. to:



DAMARK INTERNATIONAL, INC.
 7714 Brooklyn Blvd. Minneapolis, MN 55443
 Corporate Offices • 612/560-5415

Please send me _____ Xerox Diablo Printer(s) @ \$398 each, plus \$40.00 shipping/handling each. MN res. add 6% sales tax.

Name _____

Address _____

City/State/Zip _____

Check/MO VISA MasterCard

Card No. _____

Exp Date _____ Ph. # (_____) _____

Order No. B-638-102103

DELIVERY TO 48 U.S. STATES ONLY

MLX Machine Language Entry Program For Commodore 64

Ottis Cowper, Technical Editor

"MLX" is a labor-saving utility that allows almost fail-safe entry of Commodore 64 machine language programs.

Type in and save some copies of MLX—you'll want to use it to enter future machine language (ML) programs from COMPUTE!. When you're ready to enter an ML program, load and run MLX. It asks you for a starting address and an ending address. These addresses appear in the article accompanying the MLX-format program listing you're typing.

If you're unfamiliar with machine language, the addresses (and all other values you enter in MLX) may appear strange. Instead of the usual decimal numbers you're accustomed to, these numbers are in *hexadecimal*—a base 16 numbering system commonly used by ML programmers. Hexadecimal—hex for short—includes the numerals 0-9 and the letters A-F. But don't worry—even if you know nothing about ML or hex, you should have no trouble using MLX.

After you enter the starting and ending addresses, you'll be offered the option of clearing the workspace. Choose this option if you're starting to enter a new listing. If you're continuing a listing that's partially typed from a previous session, don't choose this option.

A functions menu will appear. The first option in the menu is ENTER DATA. If you're just starting to type in a program, pick this. Press the E key, and type the first number in the first line of the program listing. If you've already typed in part of a program, type the line number where you left off typing at the end of the previous session (be sure to load the partially completed program before you resume entry). In any case, make sure the address you enter corresponds to the address of a line in the listing you are entering. Otherwise, you'll be unable to enter the data correctly. If you pressed E by mistake, you can return to the command menu by pressing RETURN alone when asked for the address. (You can get back to the menu from most options by pressing RETURN with no other input.)

Entering A Listing

Once you're in Enter mode, MLX prints the address for each program line for you. You then type in all nine numbers on that line, beginning with the first two-digit number after the colon (:). Each line represents eight data bytes and a check-

sum. Although an MLX-format listing appears similar to the "hex dump" listings from a machine language monitor program, the extra checksum number on the end allows MLX to check your typing.

When you enter a line, MLX recalculates the checksum from the eight bytes and the address and compares this value to the number from the ninth column. If the values match, you'll hear a bell tone, the data will be added to the workspace area, and the prompt for the next line of data will appear. But if MLX detects a typing error, you'll hear a low buzz and see an error message. The line will then be redisplayed for editing.

Invalid Characters Banned

Only a few keys are active while you're entering data, so you may have to unlearn some habits. You *do not* type spaces between the columns; MLX automatically inserts these for you. You *do not* press RETURN after typing the last number in a line; MLX automatically enters and checks the line after you type the last digit.

Only the numerals 0-9 and the letters A-F can be typed in. If you press any other key (with some exceptions noted below), you'll hear a warning buzz. To simplify typing, a numeric keypad is now incorporated in the listing. The keypad is active only while entering data. Addresses must be entered with the normal letter and number keys. The figure below shows the keypad configuration:

7	8	9	0
4 U	5 I	6 O	F
1 J	2 K	3 L	E ;
A M	B ,	C .	D /
0 Space			

MLX checks for transposed characters. If you're supposed to type in A0 and instead enter 0A, MLX will catch your mistake. There is one error that can slip past MLX: Because of the checksum formula used, MLX won't notice if you accidentally type FF in place of 00, and vice

versa. And there's a very slim chance that you could garble a line and still end up with a combination of characters that adds up to the proper checksum. However, these mistakes should not occur if you take reasonable care while entering data.

Editing Features

To correct typing mistakes before finishing a line, use the INST/DEL key to delete the character to the left of the cursor. (The cursor-left key also deletes.) If you mess up a line really badly, press CLR/HOME to start the line over. The RETURN key is also active, but only before any data is typed on a line. Pressing RETURN at this point returns you to the command menu. After you type a character of data, MLX disables RETURN until the cursor returns to the start of a line. Remember, you can press CLR/HOME to quickly get to a line number prompt.

More editing features are available when correcting lines in which MLX has detected an error. To make corrections in a line that MLX has redisplayed for editing, compare the line on the screen with the one printed in the listing, then move the cursor to the mistake and type the correct key. The cursor left and right keys provide the normal cursor controls. (The INST/DEL key now works as an alternative cursor-left key.) You cannot move left beyond the first character in the line. If you try to move beyond the rightmost character, you'll reenter the line. During editing, RETURN is active; pressing it tells MLX to recheck the line. You can press the CLR/HOME key to clear the entire line if you want to start from scratch, or if you want to get to a line number prompt to use RETURN to get back to the menu.

Display Data

The second menu choice, DISPLAY DATA, examines memory and shows the contents in the same format as the program listing (including the checksum). When you press D, MLX asks you for a starting address. Be sure that the starting address you give corresponds to a line number in the listing. Otherwise, the checksum display will be meaningless. MLX displays program lines until it reaches the end of the program, at which point the menu is redisplayed. You can pause the display by pressing the space bar. (MLX finishes printing the current line before halting.) Press space again to

SOFTWARE DISCOUNTERS OF AMERICA

S.D. of A.

For Orders Only—1-800-225-7638
PA Orders—1-800-223-7784
Customer Service 412-361-5291

- Free shipping on orders over \$100 in continental USA
- No Surcharge for VISA/MasterCard
- Your card is not charged until we ship


INFOCOM

Eight tales of Cliches, Spoonerisms, and other Verbal Trickery.

Nord and Bert Couldn't Make Head or Tail of It.

List \$39.95

Our Discount Price \$24.



Our largest selection of software ever for your IBM or Compatible!

ELECTRONIC ARTS

Software Classic Series:

- Adventure Const. Set \$9.88
- Lords of Conquest ..\$9.88
- One-on-One ..\$9.88
- Pinball Const. Set ..\$9.88
- Seven Cities Gold ..\$9.88
- Super Boulder Dash ..\$9.88

ELECTRONIC ARTS

- Arctic Fox ..\$23
- Bard's Tale ..\$32
- Chessmaster 2000 ..\$26
- Chuck Yeager's AFT ..\$26
- Earl Weaver Baseball ..\$26
- Empire ..\$32
- Hunt for Red October \$26
- Instant Pages ..\$32
- Marble Madness ..\$23
- Metropolis ..\$26
- Patton vs. Rommel ..\$26
- Pegasus ..\$26
- Rockford ..\$26
- Scrabble ..\$26
- Starfleet 2 ..\$35

- Stationfall ..\$24
- The Lurking Horror ..\$24
- Zork 1 ..\$24
- Zork Trilogy ..\$44

INTRACORP

- Bumper Sticker Maker \$32
- Button & Badge Maker \$32

LEARNING COMPANY

- Math Rabbit ..\$24
- Reader Rabbit ..\$24
- Think Quick! ..\$32
- Writer Rabbit ..\$32

MECA

- Andrew Tobias: Managing Your Money 2.0 ..\$129
- Financial Calculator ..\$29
- MICRO-ILLUSIONS
- Romantic Encounters at "The Dome" ..\$24
- MICROPOSE
- F-15 Strike Eagle ..\$21
- Gunship ..\$32
- Pirates ..\$25
- Silent Service ..\$21

EPYX

Design your own daily, weekly, monthly and annual calendars.

CREATE A CALENDAR List \$29.95

Our Discount Price \$19 256K; CGA



- King's Quest 1, 2 or 3 ..\$32 Ea.
- Leisure Suit Larry ..\$24
- Mickey's Space Adv. ..\$19
- Mother Goose ..\$19
- Police Quest ..\$32
- Smart Money ..\$49
- Space Quest 1 or 2 \$32 Ea.
- 3-D Helicopter Sim. ..\$32
- Thexder ..\$23
- Winnie the Pooh ..\$19

SIMON & SCHUSTER

- Typing Tutor 4 ..\$32
- SIR TECH
- Deep Space ..\$24
- Wizardry Series: Knight of Diamonds \$32
- Legacy of Lyngamin ..\$32
- Proving Ground ..\$32

SOFTWARE

- WIZARDRY
- Pure Stat Baseball ..\$24
- Pure Stat College Basketball ..\$24

SPECTRUM HOLOBYTE

- Falcon ..\$32
- Gato ..\$9.88
- Solitaire Royale ..\$23

SPINNAKER

- Backgammon ..\$14
- T-Shirt Shop ..\$30

SPRINGBOARD

- Certificate Maker ..\$24
- C.M. Library #1 ..\$19
- Early Games ..\$21
- Easy as ABC ..\$24
- Newsroom Pro ..\$49

- N.R. Clip Art #1 or #3 \$19 Ea.
- N.R. Clip Art #2 ..\$24

SSI

- Gettysburg ..\$36
- Kampfgruppe ..\$36
- Phantasia ..\$24
- Realms of Darkness ..\$24
- Rings of Zilfin ..\$24
- Roadwar Europa ..\$24
- Roadwar 2000 ..\$24
- Shard of Spring ..\$24
- Wizard's Crown ..\$24

THUNDER MOUNTAIN

- Pac Man ..\$6.88
- Top Gun ..\$6.88

TIMEWORKS

- Data Manager ..\$39
- Evelyn Wood Reader ..\$39
- Partner ..\$39
- Swiftcalc w/Sideways ..\$39
- Sylvia Porter's Financial Planner ..\$59
- Word Writer ..\$39

UNISON WORLD

- Fonts & Borders ..\$23
- newsmaster ..\$59
- Printmaster Plus ..\$36
- Art Gallery 1 or 2 ..\$19 Ea.

WEEKLY READER

- Stickybear Math 1 or 2 \$23 Ea.
- Stickybear Numbers ..\$23
- Stickybear Reading ..\$23
- Stickybear Spell Grabbers \$23
- Stickybear Typing ..\$23
- WINDHAM CLASSICS
- Treasure Island ..\$9.88
- Wizard of Oz ..\$9.88

ACCESS

- 10th Frame Bowling ..\$29
- World Class

- Leader Board ..\$29

ACCOLADE

- Ace of Aces ..\$24
- Hardball ..\$24
- Mean 18 Golf ..\$30
- Mean 18 Famous Course Disks #3 & 4 \$23
- Mini-Putt ..\$24
- Pinball Wizard ..\$21
- Test Drive ..\$24

ACTIVISION

- Black Jack Academy ..\$24
- Hacker ..\$9.88
- Hacker 2 ..\$24
- Might and Magic ..\$32
- Portal ..\$27
- Postcards ..\$16
- Shanghai ..\$23

ARTWORK

- Bridge 5.0 ..\$19
- Strip Poker ..\$25
- Data Disk #1 Female ..\$14
- Data Disk #2 Male ..\$14
- Data Disk #3 Female ..\$14
- International Hockey ..\$19

Linkword Languages:

- Dutch ..\$19
- French ..\$19
- German ..\$19
- Italian ..\$19
- Russian ..\$19
- Spanish ..\$19

AVANTAGE

- Project Space Station \$9.88

BRODERBUND

- Ancient Art of War ..\$27
- Ancient Art of War at Sea ..\$27
- Bank St. Writer Plus ..\$49
- Carmen San Diego

- USA ..\$29
- World ..\$25
- Karateka ..\$21
- Loderunner ..\$23
- Memory Mate ..\$44
- Print Shop ..\$36
- P.S. Companion ..\$32

- P.S. Graphics
- Holiday Edition ..\$21
- P.S. Graphics Library #1 #2 ..\$21 Ea.
- Search & Destroy ..\$9.88
- Toy Shop ..\$32
- Type! ..\$30

CENTRAL POINT

- Copy 2 ..\$23
- PC Option Board ..\$79
- PC Tools Deluxe ..\$47

DAC

- Dac Easy Accounting 2.0 \$65
- Dac Easy Payroll 2.0 ..\$44

DATA EAST

- Commando ..\$24
- Ikari Warriors ..\$24
- Tag Team Wrestling ..\$24

DAVIDSON

- Algebra ..\$30
- Grammar Gremlins ..\$30
- Math Blaster Plus ..\$30
- Spell It ..\$30
- Word Attack ..\$30

INFOCOM

The crown jewels have been stolen from the Tower of London. With only 48 hours left to solve the crime, the Prime Minister calls on...

Sherlock Holmes List \$39.95

Our Discount Price \$24



- Starflight ..\$32
- What They Don't Teach at Harvard Business School \$32
- World Tour Golf ..\$32

EPYX

- California Games ..\$24
- Create A Calendar ..\$19
- Destroyer ..\$24
- P.S. Graphics Scrapbook: #1 Sports ..\$9.88
- #2 Off The Wall ..\$9.88
- #3 School ..\$9.88
- Street Sports Basketball \$24
- Sub Battle Simulator ..\$24
- Summer Games 2 ..\$14
- Winter Games ..\$14
- World Games ..\$24

GAMESTAR

- Champ. Baseball ..\$24
- Champ. Basketball ..\$24
- GFL Ch. Football ..\$24
- Star Rank Boxing 2 ..\$24

HI-TECH EXPRESSIONS

- Award Ware ..\$9.88

INFOCOM

- Beyond Zork ..\$32
- Bureaucracy ..\$24
- Fitchhikers Guide ..\$19
- Leather Goddesses ..\$24

MINDSCAPE

- Balance of Power ..\$32
- Bop & Wrestle ..\$19
- Crossword Magic ..\$30
- Defender of the Crown \$24
- Gauntlet ..\$24
- Indoor Sports ..\$19
- Infiltrator 2 ..\$24
- Into the Eagle's Nest ..\$23
- Perfect Score SAT ..\$44
- S.D.I. ..\$24
- Super Star Ice Hockey \$24

MONOGRAM

- Dollar & Sense ..\$109

ORIGIN

- Moebius ..\$39
- Ogre ..\$19
- Ultima 1 or 3 ..\$25 Ea.
- Ultima 4 ..\$39

PARAGON

- Master Ninja ..\$23
- SHARE DATA
- Family Feud ..\$8.88
- Jeopardy ..\$8.88
- Wheel of Fortune ..\$8.88

SIERRA


- Black Cauldron ..\$24
- Donald Duck's Playground ..\$19

EPYX

Shoot the tube while surfing at Santa Cruz, do hand plants skateboarding in Hollywood, & cruise Venice in roller skates.

California Games List \$39.95

Our Discount Price \$24



Firebird

Air to air & air to ground combat flight simulation.

Starglider

List \$44.95

Our Discount Price \$29.



256K; CGA

P.O. BOX 111327—DEPT. CP—BLAWNOX, PA 15238

*Please Read The Following Ordering Terms & Conditions Carefully Before Placing Your Order: Orders with cashiers check or money order shipped immediately on in stock items Personal & Company checks, allow 3 weeks clearance. No C.O.D.'s! Shipping: Continental U.S.A.—Orders under \$100 add \$3; free shipping on orders over \$100. AK, HI, FPO, APO-add \$5 on all orders. Canada & Puerto Rico-add \$10 on all orders. Sorry, no other international orders accepted! PA residents add 6% sales tax on the total amount of order including shipping charges. CUSTOMER SERVICE HOURS: Mon.-Fri. 9 AM-5:30 PM Eastern Time. REASONS FOR CALLING CUSTOMER SERVICE—412-361-5291 (1) Status of order or back order (2) if any merchandise purchased within 60 days from S.D. of A. is defective, please call for a return authorization number. We will not process a return without a return auth. #! Defective merchandise will be replaced with the same merchandise only. Other returns subject to a 15% restocking charge! After 60 days from your purchase date, please refer to the warranty included with the product purchased & return directly to the manufacturer. Customer service will not accept collect calls or calls on S.D. of A.'s 800# order line! ORDER LINE HOURS: Mon.-Fri. 9 AM-5:30 PM, SAT 10 AM-4 PM EASTERN TIME. Because this ad had to be written 2-3 mos. before it was published, prices & availability are subject to change! New titles are arriving daily! Please call for more information. *APPLE OWNERS: Look for our ads each month in Nibble & Incider!

restart the display. To break out of the display and get back to the menu before the ending address is reached, press RETURN.

Other Menu Options

Two more menu selections let you save programs and load them back into the computer. These are SAVE FILE and LOAD FILE; their operation is quite straightforward. When you press S or L, MLX asks you for the filename. You'll then be asked to press either D or T to select disk or tape.

You'll notice the disk drive starting and stopping several times during a load or save. Don't panic; this is normal behavior. MLX opens and reads from or writes to the file instead of using the usual LOAD and SAVE commands. Disk users should also note that the drive prefix 0: is automatically added to the filename (line 750), so this should not be included when entering the name. This also precludes the use of @ for Save-with-Replace, so remember to give each version you save a different name.

Remember that MLX saves the entire workspace area from the starting address to the ending address, so the save or load may take longer than you might expect if you've entered only a small amount of data from a long listing. When saving a partially completed listing, make sure to note the address where you stopped typing so you'll know where to resume entry when you reload.

MLX reports the standard disk or tape error messages if any problems are detected during the save or load. (Tape users should bear in mind that Commodore computers are never able to detect errors during a save to tape.) MLX also has three special load error messages: INCORRECT STARTING ADDRESS, which means the file you're trying to load does not have the starting address you specified when you ran MLX; LOAD ENDED AT address, which means the file you're trying to load ends before the ending address you specified when you started MLX; and TRUNCATED AT ENDING ADDRESS, which means the file you're trying to load extends beyond the ending address you specified when you started MLX. If you see one of these messages and feel certain that you've loaded the right file, exit and rerun MLX, being careful to enter the correct starting and ending addresses.

The QUIT menu option has the obvious effect—it stops MLX and enters BASIC. The RUN/STOP key is disabled, so the Q option lets you exit the program without turning off the computer. (Of course, RUN/STOP-RESTORE also gets you out.) You'll be asked for verification; press Y to exit to BASIC, or any other key to return to the menu. After quitting, you

can type RUN again and reenter MLX without losing your data, as long as you don't use the clear workspace option.

The Finished Product

When you've finished typing all the data for an ML program and saved your work, you're ready to see the results. The instructions for loading and using the finished product vary from program to program. Some ML programs are designed to be loaded and run like BASIC programs, so all you need to type is LOAD "filename",8 for disk or LOAD "filename" for tape, and then RUN. Such programs will usually have a starting address of 0801 for the 64. Other programs must be reloaded to specific addresses with a command such as LOAD "filename",8,1 for disk or LOAD "filename",1,1 for tape, then started with a SYS to a particular memory address. On the Commodore 64, the most common starting address for such programs is 49152, which corresponds to MLX address C000. In either case, you should always refer to the article which accompanies the ML listing for information on loading and running the program.

An Ounce of Prevention

By the time you finish typing in the data for a long ML program, you may have several hours invested in the project. Don't take chances—use our "Automatic Proofreader" to type the new MLX, and then test your copy *thoroughly* before first using it to enter any significant amount of data. Make sure all the menu options work as they should. Enter fragments of the program starting at several different addresses, then use the Display option to verify that the data has been entered correctly. And be sure to test the Save and Load options several times to ensure that you can recall your work from disk or tape. Don't let a simple typing error in the new MLX cost you several nights of hard work.

MLX For Commodore 64

```
SS 10 REM VERSION 1.1: LINES 8
30,950 MODIFIED, LINES 4
85-487 ADDED
EK 100 POKE 56,50:CLR:DIM IN$,
I,J,A,B,A$,B$,A(7),N$,
DM 110 C4=48:C6=16:C7=7:Z2=2:Z
4=254:Z5=255:Z6=256:Z7=
127
CJ 120 FA=PEEK(45)+Z6*PEEK(46)
:BS=PEEK(55)+Z6*PEEK(56)
):H$="0123456789ABCDE"
SB 130 R$=CHR$(13):L$=" [LEFT]"
:S$=" ":D$=CHR$(20):Z$=
CHR$(0):T$=" [13 RIGHT]"
CQ 140 SD=54272:FOR I=SD TO SD
+23:POKE I,0:NEXT:POKE
[SPACE]SD+24,15:POKE 78
8,52
FC 150 PRINT [CLR]"CHR$(142)CH
R$(8):POKE 53280,15:POK
```

```
E 53281,15
EJ 160 PRINT T$" [RED]{RVS}
[2 SPACES][8 @]
[2 SPACES]"SPC(28)"
[2 SPACES]{OFF}{BLU} ML
X II [RED]{RVS}
[2 SPACES]"SPC(28)"
[12 SPACES]{BLU}"
FR 170 PRINT"[3 DOWN]
[3 SPACES]COMPUTE!'S MA
CHINE LANGUAGE EDITOR
[3 DOWN]"
JB 180 PRINT"[BLK]STARTING ADD
RESS[4]" :GOSUB300:SA=A
D:GOSUB1040:IF F THEN18
0
GF 190 PRINT"[BLK][2 SPACES]EN
DING ADDRESS[4]" :GOSUB
300:EA=AD:GOSUB1030:IF
[SPACE]F THEN190
KR 200 INPUT"[3 DOWN]{BLK}CLEA
R WORKSPACE [Y/N][4]" :A
$:IF LEFT$(A$,1)<>"Y"TH
EN220
PG 210 PRINT"[2 DOWN]{BLU}WORK
ING..." :FORI=BS TO BS+
EA-SA+7:POKE I,0:NEXT:P
RINT"DONE"
DR 220 PRINTTAB(10)"[2 DOWN]
[BLK]{RVS} MLX COMMAND
[SPACE]MENU [DOWN][4]" :
PRINT T$"{RVS}E[OFF]NTE
R DATA"
BD 230 PRINT T$"{RVS}D[OFF]ISP
LAY DATA":PRINT T$"
[RVS]L[OFF]OAD FILE"
JS 240 PRINT T$"{RVS}S[OFF]AVE
FILE":PRINT T$"{RVS}Q
[OFF]UIT[2 DOWN]{BLK}"
JH 250 GET A$:IF A$=N$ THEN250
HK 260 A=0:FOR I=1 TO 5:IF A$=
MID$("EDLSQ",I,1) THEN A
=I:I=5
FD 270 NEXT:ON A GOTO420,610,6
90,700,280:GOSUB1060:GO
TO250
EJ 280 PRINT"[RVS] QUIT " :INPU
T"[DOWN][4]ARE YOU SURE
[Y/N]" :A$:IF LEFT$(A$,
1)<>"Y"THEN220
EM 290 POKE SD+24,0:END
JX 300 IN$=N$:AD=0:INPUTIN$:IF
LEN(IN$)<4THENRETURN
KF 310 B$=IN$:GOSUB320:AD=A:B$
=MID$(IN$,3):GOSUB320:A
D=AD*256+A:RETURN
PP 320 A=0:FOR J=1 TO 2:A$=MID
$(B$,J,1):B=ASC(A$)-C4+
(A$@"")*C7:A=A*C6+B
JA 330 IF B<0 OR B>15 THEN AD=
0:A=-1:J=2
GX 340 NEXT:RETURN
CH 350 B=INT(A/C6):PRINT MID$(
H$,B+1,1):B=A-B*C6:PRI
NT MID$(H$,B+1,1):RETI
RN
RR 360 A=INT(AD/Z6):GOSUB350:A
=AD-A*Z6:GOSUB350:PRINT
":
BE 370 CK=INT(AD/Z6):CK=AD-Z4*
CK+Z5*(CK/Z7):GOTO390
PX 380 CK=CK*Z2+Z5*(CK/Z7)+A
JC 390 CK=CK+Z5*(CK/Z5):RETURN
QS 400 PRINT"[DOWN]STARTING AT
[4]" :GOSUB300:IF IN$<>
N$ THEN GOSUB1030:IF F
[SPACE]THEN400
EX 410 RETURN
HD 420 PRINT"[RVS] ENTER DATA
[SPACE]" :GOSUB400:IF IN
$=N$ THEN220
JK 430 OPEN3,3:PRINT
SK 440 POKE198,0:GOSUB360:IF F
```



```

THEN PRINT IN$:PRINT"
[UP]15 RIGHT";
GC 450 FOR I=0 TO 24 STEP 3:B$
=S$:FOR J=1 TO 2:IF F T
HEN B$=MID$(IN$,I+J,1)
HA 460 PRINT"[RVS]"B$;:IF I<
24 THEN PRINT"[OFF]";
HD 470 GET A$:IF A$=N$ THEN 470
FK 480 IF(A$>"/"AND A$<":")OR(A
$>"0"AND A$<"G") THEN 540
GS 485 A=- (A$="M")-2*(A$=",")-
3*(A$=".")-4*(A$="/")-5
*(A$="J")-6*(A$="K")
FX 486 A=A-7*(A$="L")-8*(A$=";
")-9*(A$="U")-10*(A$="I
")-11*(A$="O")-12*(A$="
P")
CM 487 A=A-13*(A$=S$):IF A THE
N A$=MID$("ABC123E456F
0",A,1):GOTO 540
MP 490 IF A$=R$ AND((I=0)AND(J
=1)OR F) THEN PRINT B$;:
J=2:NEXT I=24:GOTO 550
KC 500 IF A$="{HOME}" THEN PR
NT B$;J=2:NEXT I=24:NEX
T:F=0:GOTO 440
MX 510 IF(A$="{RIGHT}")AND F TH
EN PRINT B$;:GOTO 540
GK 520 IF A$<L$ AND A$<D$ OR
((I=0)AND(J=1)) THEN GOS
UB1060:GOTO 470
HG 530 A$=L$+S$+L$:PRINT B$;:
J=2-J:IF J THEN PRINT
[SPACE]L$;:I=I-3
QS 540 PRINT A$;:NEXT J:PRINT
[SPACE]S$;
PM 550 NEXT I:PRINT:PRINT"[UP]
[5 RIGHT]";:INPUT#3,IN$:
IF IN$=N$ THEN CLOSE3:
GOTO 220
QC 560 FOR I=1 TO 25 STEP 3:B$=
MID$(IN$,I):GOSUB 320:IF
I<25 THEN GOSUB 380:A(I
/3)=A
PK 570 NEXT I:IF A<>CK THEN GOSU
B1060:PRINT"[BLK]{RVS}
[SPACE]ERROR: REENTER L
INE [4]":F=1:GOTO 440
HJ 580 GOSUB 1080:B=BS+AD-SA:FO
R I=0 TO 7:POKE B+I,A(I
):NEXT
QQ 590 AD=AD+8:IF AD>EA THEN C
LOSE3:PRINT"[DOWN]{BLU}
** END OF ENTRY **{BLK}
[2 DOWN]":GOTO 700
GQ 600 F=0:GOTO 440
QA 610 PRINT"[CLR]{DOWN}{RVS}
[SPACE]DISPLAY DATA ":G
OSUB 400:IF IN$=N$ THEN 2
20
RJ 620 PRINT"[DOWN]{BLU}PRESS:
[RVS]SPACE[OFF] TO PAU
SE, [RVS]RETURN[OFF] TO
BREAK[4]{DOWN}"
KS 630 GOSUB 360:B=BS+AD-SA:FOR
I=BTO B+7:A=PEEK(I):GOS
UB 350:GOSUB 380:PRINT S$
;
CC 640 NEXT I:PRINT"[RVS]";:A=CK
:GOSUB 350:PRINT
KH 650 F=1:AD=AD+8:IF AD>EA TH
EN PRINT"[DOWN]{BLU}** E
ND OF DATA **":GOTO 220
KC 660 GFT A$:IF A$=R$ THEN GO
SUB 1080:GOTO 220
EQ 670 IF A$=S$ THEN F=F+1:GOS
UB 1080
AD 680 ONFGOTO 630,660,630
CM 690 PRINT"[DOWN]{RVS} LOAD
[SPACE]DATA ":OP=1:GOTO
710
PC 700 PRINT"[DOWN]{RVS} SAVE

```

```

[SPACE]FILE ":OP=0
RX 710 IN$=N$:INPUT"[DOWN]FILE
NAME[4]";:IN$:IF IN$=N$
[SPACE] THEN 220
PR 720 F=0:PRINT"[DOWN]{BLK}
[RVS]T[OFF]APE OR [RVS]
D[OFF]ISK:[4]";
FP 730 GET A$:IF A$="T" THEN PR
INT"[DOWN]":GOTO 880
HQ 740 IF A$<"D" THEN 730
HH 750 PRINT"D[DOWN]":OPEN 15,8
,15,"I0":B=EA-SA:IN$="
0":+IN$:IF OF THEN 810
SQ 760 OPEN 1,8,8,IN$+"P,W":G
OSUB 860:IF A THEN 220
FJ 770 AH=INT(SA/256):AL=SA-(A
H*256):PRINT#1,CHR$(AL)
;CHR$(AH);
PE 780 FOR I=0 TO B:PRINT#1,CH
R$(PEEK(BS+I));:IF ST T
HEN 800
FC 790 NEXT:CLOSE 1:CLOSE 15:GOT
O 940
GS 800 GOSUB 1060:PRINT"[DOWN]
[BLK]ERROR DURING SAVE:
[4]":GOSUB 860:GOTO 220
MA 810 OPEN 1,8,8,IN$+"P,R":G
OSUB 860:IF A THEN 220
GE 820 GET#1,A$,B$:AD=ASC(A$+Z
$)+256*ASC(B$+Z$):IF AD
<>SA THEN F=1:GOTO 850
RX 830 FOR I=0 TO B:GET#1,A$:P
OKE BS+I,ASC(A$+Z$):IF(
I<>B)AND ST THEN F=2:AD
=I:I=B
FA 840 NEXT:IF ST<>64 THEN F=3
FQ 850 CLOSE 1:CLOSE 15:ON ABS(F
>0)+1 GOTO 960,970
SA 860 INPUT#15,A,A$:IF A THEN
CLOSE 1:CLOSE 15:GOSUB 1
060:PRINT"[RVS]ERROR: "A
$
GQ 870 RETURN
EJ 880 POKE 183,PEEK(FA+2):POKE
187,PEEK(FA+3):POKE 188,
PEEK(FA+4):IFOP=0 THEN 92
0
HJ 890 SYS 63466:IF(PEEK(783)A
ND 1) THEN GOSUB 1060:PRIN
T"[DOWN]{RVS} FILE NOT
[SPACE]FOUND ":GOTO 690
CS 900 AD=PEEK(829)+256*PEEK(8
30):IF AD<>SA THEN F=1:
GOTO 970
SC 910 A=PEEK(831)+256*PEEK(83
2)-1:F=F-2*(A<EA)-3*(A>
EA):AD=A-AD:GOTO 930
KM 920 A=SA:B=EA+1:GOSUB 1010:P
OKE 780,3:SYS 63338
JF 930 A=BS:B=BS+(EA-SA)+1:GOS
UB 1010:ON OP GOTO 950:SY
S 63591
AE 940 GOSUB 1080:PRINT"[BLU]**
SAVE COMPLETED **":GOT
O 220
XP 950 POKE 147,0:SYS 63562:IF
[SPACE]ST>0 THEN 970
FR 960 GOSUB 1080:PRINT"[BLU]**
LOAD COMPLETED **":GOT
O 220
DP 970 GOSUB 1060:PRINT"[BLK]
[RVS]ERROR DURING LOAD:
[DOWN][4]":ON F GOSUB 98
0,990,1000:GOTO 220
PP 980 PRINT"INCORRECT STARTIN
G ADDRESS (";:GOSUB 360:
PRINT")":RETURN
GR 990 PRINT"LOAD ENDED AT ";:
AD=SA+AD:GOSUB 360:PRINT
D$:RETURN
FD 1000 PRINT"TRUNCATED AT END
ING ADDRESS":RETURN

```

```

RX 1010 AH=INT(A/256):AL=A-(AH
*256):POKE 193,AL:POKE
94,AH
FF 1020 AH=INT(B/256):AL=B-(AH
*256):POKE 174,AL:POKE
75,AH:RETURN
FX 1030 IF AD<SA OR AD>EA THEN
1050
HA 1040 IF(AD>511 AND AD<40960
)OR(AD>49151 AND AD<53
240) THEN GOSUB 1080:F=0
:RETURN
HC 1050 GOSUB 1060:PRINT"[RVS]
[SPACE]INVALID ADDRESS
[DOWN]{BLK}":F=1:RETU
RN
AR 1060 POKE SD+5,31:POKE SD+6
,208:POKE SD,240:POKE
[SPACE]SD+1,4:POKE SD+
4,33
DX 1070 FOR S=1 TO 100:NEXT:GO
TO 1090
PF 1080 POKE SD+5,8:POKE SD+6,
240:POKE SD,0:POKE SD+
1,90:POKE SD+4,17
AC 1090 FOR S=1 TO 100:NEXT:PO
KE SD+4,0:POKE SD,0:PO
KE SD+1,0:RETURN

```

COLOR PRINTER RIBBONS

COLORS: RED BLUE GREEN
BROWN PURPLE YELLOW

Ribbons	Price Each	Black	Color	Heat Transfer
Apple Imagewriter I/II		3.95	4.95	6.50
Brother M1009		4.95	5.95	7.00
Citizen 120D		5.00	-	-
Commodore MPS 801		4.15	4.75	5.75
Commodore MPS 802		5.75	6.75	-
Commodore MPS 803		4.95	5.95	7.00
Commodore MPS 1000		3.60	4.25	6.75
Commodore MPS 1200		5.00	-	-
Epson AP 80		5.25	6.50	7.95
Epson LX 80/90		3.60	4.25	6.75
Epson MX/FX/RX 80		3.75	4.25	6.75
Okidata 82/92/93		1.75	2.25	4.25
Okidata 182/192		6.00	9.00	-
Panasonic KX-P1080		6.50	9.75	-
Seiko SP 800		5.25	6.50	7.95
Star SG 10		1.75	2.25	4.50
Star NX10/NL10		5.00	6.00	7.95

T-Shirt Ribbons (Heat Transfer)-

Call For Price & Availability.

For ribbons not listed above, call for price and availability. Price and specifications are subject to change without notice.

Minimum order is \$25.00. Shipping & handling \$3.50.

UPS Ground. Add \$2.00 C.O.D. additional. Illinois residents add 6.25% tax. MasterCard and Visa accepted..

RENCO COMPUTER PRINTER SUPPLIES

P.O. Box 475, Manteno, IL 60950 U.S.A.

1-800-522-6922 815-468-8081

MLX Machine Language Entry Program For Apple

Tim Victor, Editorial Programmer

To make it easier to enter machine language programs into your computer without typos, COMPUTE! is introducing its "MLX" entry program for the Apple II series. It's our best MLX yet. It runs on the II, II+, IIe, and IIc, and with either DOS 3.3 or ProDOS.

A machine language (ML) program is usually listed as a long series of numbers. It's hard to keep your place and even harder to avoid making mistakes as you type in the listing, since an incorrect line looks almost identical to a correct one. To make error-free entry easier, COMPUTE! generally lists ML programs for Commodore and Atari computers in a format designed to be typed in with a utility called "MLX." The MLX program uses a checksum system to catch typing errors almost as soon as they happen.

Apple MLX checks your typing on a line-by-line basis. It won't let you enter invalid characters or let you continue if there's a mistake in a line. It won't even let you enter a line or digit out of sequence. Best of all, you don't have to know anything about machine language to enter ML programs with MLX. Apple MLX makes typing ML programs almost foolproof.

Using Apple MLX

Type in and save some copies of Apple MLX on disk (you'll want to use MLX to enter future ML programs in COMPUTE!). It doesn't matter whether you type it in on a disk formatted for DOS 3.3 or ProDOS. Programs entered with Apple MLX, however, must be saved to a disk formatted with the same operating system as Apple MLX itself.

If you have an Apple IIe or IIc, make sure that the key marked CAPS LOCK is in the down position. Type RUN. You'll be asked for the starting and ending addresses of the ML program. These values vary for each program, so they're given at the beginning of the ML program listing and in the program's accompanying article. Find them and type them in.

The next thing you'll see is a menu asking you to select a function. The first is (E)NTER DATA. If you're just starting to type in a program, pick this. Press the E key, and the program asks for the address where you want to begin entering data. Type the first number in the

first line of the program listing if you're just starting, or the line number where you left off if you've already typed in part of a program. Hit the RETURN key and begin entering the data.

Once you're in Enter mode, Apple MLX prints the address for each program line for you. You then type in all nine numbers on that line, beginning with the first two-digit number after the colon (:). Each line represents eight bytes and a checksum. When you enter a line and hit RETURN, Apple MLX recalculates the checksum from the eight bytes and the address. If you enter more or less than nine numbers, or the checksum doesn't exactly match, Apple MLX erases the line you just entered and prompts you again for the same line.

Invalid Characters Banned

Apple MLX is fairly flexible about how you type in the numbers. You can put extra spaces between numbers or leave the spaces out entirely, compressing a line into 18 keypresses. Be careful not to put a space between two digits in the middle of a number. Apple MLX will read two single-digit numbers instead of one two-digit number (F 6 means F and 6, not F6).

You can't enter an invalid character with Apple MLX. Only the numerals 0-9 and the letters A-F can be typed in. If you press any other key (with some exceptions noted below), nothing happens. This safeguards against entering extraneous characters. Even better, Apple MLX checks for transposed characters. If you're supposed to type in A0 and instead enter 0A, Apple MLX will catch your mistake.

Apple MLX also checks to make sure you're typing in the right line. The address (the number to the left of the colon) is part of the checksum recalculation. If you accidentally skip a line and try to enter incorrect values, Apple MLX won't let you continue. Just make sure you enter the correct starting address; if you don't, you won't be able to enter any of the following lines. Apple MLX will stop you.

Editing Features

Apple MLX also includes some editing features. The left- and right-arrow keys allow you to back up and go forward on the line that you are entering, so you can retype data. Pressing the CON-

TROL (CTRL) and D keys at the same time (*delete*) removes the character under the cursor, shortening the line by one character. Pressing CTRL-I (*insert*) puts a space under the cursor and shifts the rest of the line to the right, making the line one character longer. If the cursor is at the right end of the line, neither CTRL-D nor CTRL-I has any effect.

When you've entered the entire listing (up to the ending address that you specified earlier), Apple MLX automatically leaves Enter mode and redisplay the functions menu. If you want to leave Enter mode before then, press the RETURN key when Apple MLX prompts you with a new line address. (For instance, you may want to leave Enter mode to enter a program listing in more than one sitting; see below.)

Display Data

The second menu choice, (D)ISPLAY DATA, examines memory and shows the contents in the same format as the program listing. You can use it to check your work or to see how far you've gotten. When you press D, Apple MLX asks you for a starting address. Type in the address of the first line you want to see and hit RETURN. Apple MLX displays program lines until you press any key or until it reaches the end of the program.

Save And Load

Two more menu selections let you save programs on disk and load them back into the computer. These are (S)AVE FILE and (L)OAD FILE. When you press S or L, Apple MLX asks you for the filename. The first time you save an ML program, the name you assign will be the program's filename on the disk. If you press L and specify a filename that doesn't exist on the disk, you'll see a disk error message.

If you're not sure why a disk error has occurred, check the drive. Make sure there's a formatted disk in the drive and that it was formatted by the same operating system you're using for Apple MLX (ProDOS or DOS 3.3). If you're trying to save a file and see an error message, the disk might be full. Either save the file on another disk or quit Apple MLX (by pressing the Q key), delete an old file or two, then run Apple MLX again. Your typing should still be safe in memory.

Apple MLX: Machine Language Entry Program

For instructions on entering this program, please refer to "COMPUTE!'s Guide to Typing in Programs" elsewhere in this issue.

```

35 100 N = 9: HOME : NORMAL : PR
INT CHR$ (17); "APPLE MLX
V1.1": POKE 34,2: ONERR B
OTO 610
66 110 VTAB 1: HTAB 20: PRINT "S
TART ADDRESS";: GOSUB 530
: IF A = 0 THEN PRINT CHR
$ (7): GOTO 110
8C 120 S = A
E3 130 VTAB 2: HTAB 20: PRINT "E
ND ADDRESS ";: GOSUB 530
: IF B > = A OR A = 0 THE
N PRINT CHR$ (7): GOTO 13
0
26 140 E = A
85 150 PRINT : PRINT "CHOOSE:(E)
NTER DATA";: HTAB 22: PRIN
T "(D)ISPLAY DATA": HTAB
8: PRINT "(L)OAD FILE (
S)AVE FILE (Q)UIT": PRIN
T
AE 160 GET A$: FOR I = 1 TO 5: I
F A$ < > MID$ ("EDLSQ",I,
1) THEN NEXT : GOTO 160
93 170 ON I GOTO 270,220,180,200
: POKE 34,0: END
AF 180 INPUT "FILENAME: ";A$: IF
A$ < > "" THEN PRINT CHR
$ (4);"BLDAD";A$;"A";S
A1 190 GOTO 150
A0 200 INPUT "FILENAME: ";A$: IF
A$ < > "" THEN PRINT CHR
$ (4);"BSAVE";A$;"A";S;"
,L";E - S
92 210 GOTO 150
C2 220 GOSUB 590: IF B = 0 THEN
150
7E 230 FOR B = B TO E STEP 8:L =
4:A = B: GOSUB 580: PRIN
T A$;" ";L = 2
85 240 FOR F = 0 TO 7:V(F + 1) =
PEEK (B + F): NEXT : GOS
UB 560:V(9) = C
F2 250 FOR F = 1 TO N:A = V(F):
GOSUB 580: PRINT A$;" ";:
NEXT : PRINT : IF PEEK (4
9152) < 128 THEN NEXT
94 260 POKE 49168,0: GOTO 150
CC 270 GOSUB 590: IF B = 0 THEN
150
48 280 FOR B = B TO E STEP 8
A6 290 HTAB 1:A = B:L = 4: GOSUB
580: PRINT A$;" ";: CAL
L 64660:A$ = "" : P = 0: 80
SUB 330: IF L = 0 THEN 15
0
F7 300 GOSUB 470: IF F < > N THE
N PRINT CHR$ (7): GOTO 2
90
27 310 IF N = 9 THEN GOSUB 560:
IF C < > V(9) THEN PRINT
CHR$ (7): GOTO 290
72 320 FOR F = 1 TO 8: POKE B +
F - 1,V(F): NEXT : PRINT
: NEXT : GOTO 150
EE 330 IF LEN (A$) = 33 THEN A$
= 0:P = 0: PRINT CHR$ (7
)
22 340 L = LEN (A$):0$ = A$:0 =
P:L$ = "": IF P > 0 THEN
L$ = LEFT$ (A$,P)
E0 350 R$ = "": IF P < L - 1 THE
N R$ = RIGHT$ (A$,L - P -
1)
55 360 HTAB 7: PRINT L$: FLASH
: IF P < L THEN PRINT MID
$ (A$,P + 1,1): NORMAL :
PRINT R$:

```

```

71 370 PRINT " ";: NORMAL
E6 380 K = PEEK (49152): IF K <
128 THEN 380
C1 390 POKE 49168,0:K = K - 128
50 400 IF K = 13 THEN HTAB 7: PR
INT A$;" ";: RETURN
A7 410 IF K = 32 OR K > 47 AND K
< 58 OR K > 64 AND K < 7
1 THEN A$ = L$ + CHR$ (K)
+ R$:P = P + 1: GOTO 330
C7 420 I = FRE (0): IF K = 4 THE
N A$ = L$ + R$
5F 430 IF K = 9 THEN A$ = L$ + "
" + MID$ (A$,P + 1,1) +
R$
8A 440 IF K = 8 THEN P = P - (P
> 0)
93 450 IF K = 21 THEN P = P + (P
< L)
90 460 GOTO 330
37 470 F = 1:D = 0: FOR P = 1 TO
LEN (A$):C$ = MID$ (A$,P
,1): IF F > N AND C$ < >
" " THEN RETURN
88 480 IF C$ < > " " THEN GOSUB
520:V(F) = J + 16 * (D =
1) * V(F):D = D + 1
5F 490 IF D > 0 AND C$ = " " OR
D = 2 THEN D = 0:F = F +
1
88 500 NEXT : IF D = 0 THEN F =
F - 1
17 510 RETURN
85 520 J = ASC (C$):J = J - 48 -
7 * (J > 64): RETURN
A0 530 A = 0: INPUT A$:A$ = LEFT
$ (A$,4): IF LEN (A$) = 0
THEN RETURN
6F 540 FOR P = 1 TO LEN (A$):C$
= MID$ (A$,P,1): IF C$ <
"0" OR C$ < "9" AND C$ <
"A" OR C$ > "Z" THEN A =
0: RETURN
20 550 GOSUB 520:A = A * 16 + J:
NEXT : RETURN
28 560 C = INT (B / 256):C = B -
254 * C - 255 * (C > 127
):C = C - 255 * (C > 255)
28 570 FOR F = 1 TO 8:C = C * 2
- 255 * (C > 127) + V(F):
C = C - 255 * (C > 255):
NEXT : RETURN
DA 580 I = FRE (0):A$ = "": FOR
I = 1 TO L:T = INT (A / 1
6):A$ = MID$ ("0123456789
ABCDEF",A - 16 * T + 1,1)
+ A$:A = T: NEXT : RETUR
N
IF 590 PRINT "FROM ADDRESS ";: B
OSUB 530: IF S > A OR E <
A OR A = 0 THEN B = 0: R
ETURN
80 600 B = S + B * INT ((A - S)
/ 8): RETURN
86 610 PRINT "DISK ERROR": GOTO
150

```

COMPUTE!
TOLL FREE
Subscription
Order Line
1-800-247-5470
In IA 1-800-532-1272

CLOSEOUT OF LUCASFILM GAMES™ BY EPYX®



Commodore®
Compatible!

4 COMPUTER GAMES

Take advantage of this closeout from Epyx® on 4 Computer Games! Set yields adventure, strategy, fantasy, and action. Each game has realistic 3-dimensional graphics. Plus, all four are compatible with Commodore® 64, 128 and Atari®. Get in on the fun, order this factory new set NOW!

- **The Eidolon™**: Control the amazing 19th century machine.
- **Koronis Rift™**: Take part in a daring raid to claim exotic ancient technologies.
- **Rescue on Fractalus™**: Enter a hostile planet to rescue stranded pilots.
- **Ballblazer™**: Play a fast 31st century sport. For two players.

90-Day Limited Factory Warranty.

List: \$159.80
Liquidation Price
For Four **\$19**
Item H-3333-7166-499 S/H: \$5.50/set

Credit card customers can order by phone, 24 hours a day, 7 days a week.

Toll-Free: 1-800-328-0609

SEND TO:

COM Authorized Liquidator
1405 Xenium Lane N/Minneapolis, MN 55441-4494

Send Computer Game Set(s) Item H-3333-7166-499 at \$19 per set, plus \$5.50 per set for insured shipping, handling. (Minnesota residents add 6% sales tax. Sorry, no C.O.D. orders.)

My check or money order is enclosed. (No delays in processing orders paid by check.)

PLEASE CHECK VISA M/C DISC

Acct. No. _____ Exp. / _____
PLEASE PRINT CLEARLY

Name _____
Address _____ Apt. # _____
City _____
State _____ ZIP _____
Phone (____) _____
Sign Here _____

Classified

SOFTWARE

IBM Compatible
Users Group—over 25,00 members worldwide

- Free Software
- Tech Help
- Newsletters
- Much More

Join Us!

To become a member and receive your membership pack send \$10.00 for one year membership to the International PC Group, National Headquarters, 2269 S. University Dr. #118-AC, Ft. Lauderdale, FL 33324. For more info., call—24 Hrs. 1(305)797-6054.

FREE IBM SOFTWARE

Most popular Public Domain and Shareware programs. Fully documented. Only \$2.75/disk distribution fee. Free catalog. ACL. 1621 Fulton, Suite #35-C, Sacramento, CA 95825.

FREE *\$100 LOTTO PROGRAM* FREE.

Fantastic Number Forecasters! Send Large SASE for info. Z-Way Pub. POB 9017-C, Canton, OH 44711 (216) 875-2512.

TIRED OF KID GAMES? "MAKE A MILLION". Stock Market Simu Spec D/C VIC, 64/128 KWK Prod., 106 Mill St., Salineville, OH 43945. \$12.95 ppd. Allow 4-6 wks delivery.

COMMODORE: TRY BEFORE YOU BUY. Best selling games, utilities, educational, + classics and new releases. 100's of titles. Visa/MC. Free brochure. RENT-A-DISC, Frederick Bldg. #345, Hunt'n, WV 25701 (304) 529-3232

DISCOUNT SOFTWARE for most computers. FREE CATALOG. Sale: 5.25" DSDD Disks 25 for \$13.95 ppd. WMJ DATA SYSTEMS-C, 4 Butterfly Dr., Hauppauge, NY 11788

FREE SOFTWARE for C64, C128, IBM & PC/M send SASE for info (specify computer) to: PUBLIC DOMAIN USERS GROUP PO Box 1442-A1, Orange Park, FL 32067

More than 200 great ML routines for 64 and 128, ready to add to your own programs, in COMPUTE! Books' MACHINE LANGUAGE ROUTINES FOR THE COMMODORE 64/128. Explanations, uses, commented source code. 585 pages, \$18.95. Check your local bookstore or call (800) 346-6767

IBM PUBLIC DOMAIN SOFTWARE \$3 PER DISK Send stamp for catalog (on disk). Hundreds of disks to choose from. Excellent service. Two disk sizes now available: 5 1/4" @ \$3.00 and 3 1/2" @ \$5.00. Send for your list. Now accepting MasterCard and Visa. JDX/C, P.O. BOX 1561, CORONA, CA 91718

COMPUTE! Classified is a low-cost way to tell over 300,000 microcomputer owners about your product or service.

Rates: \$25 per line, minimum of four lines. Any or all of the first line set in capital letters at no charge. Add \$15 per line for boldface words, or \$50 for the entire ad set in boldface (any number of lines.) Inquire about display rates.

Terms: Prepayment is required. Check, money order, American Express, Visa, or MasterCard is accepted. Make checks payable to COMPUTE! Publications.

Form: Ads are subject to publisher's approval and must be either typed or legibly printed. One line equals 40 letters and spaces between words. Please underline words to be set in boldface.

General Information: Advertisers using post office box numbers in their ads must supply permanent address and telephone numbers. Ad will appear in next available issue after receipt.

Closing: 10th of the third month preceding cover date (e.g., June issue closes March 10th). Send order and remittance to: Kathleen Ingram, Classified Manager, COMPUTE!, P.O. Box 5406, Greensboro, NC 27403. To place an ad by phone, call Kathleen Ingram at (919) 275-9809.

Notice: COMPUTE! Publications cannot be responsible for offers or claims of advertisers, but will attempt to screen out misleading or questionable copy.

FREE SOFTWARE

IBM COMPATIBLE USER'S GROUP

FREE DISKS

★
OVER 25,000 MEMBERS WORLDWIDE

- FREE SOFTWARE
- TECHNICAL HELP
- NEWSLETTERS
- MUCH MORE

JOIN US!

To become a member and receive your membership package, send \$10 (for a one year membership) to:

THE INTERNATIONAL PC COMPUTER GROUP

National Headquarters

2269 S. University Dr. #118C

Ft. Lauderdale, FL 33324

For more info call (305) 797-6054 (24 hrs)

FREE PUBLIC DOMAIN SOFTWARE

Request free catalog or send \$2 for sample disk & catalog (refundable). Apple, C64/128 (specify) CALOKE IND., Box 18477, KC, MO 64133

C64/128 FINEST PUBLIC DOMAIN PROGRAMS

Pretested quality programs *Most \$1.50* *On Disk* YOU pick the programs that YOU want!!! Free diskfull of programs with first order! For a list and description, send a SASE to: J.L.H. Co., Dept. H, Box 67021, Topeka, KS 66667

FREE IBM SOFTWARE *FREE*

5 1/4" AND 3 1/2" FORMATS

FREE CATALOG: AP-JP, INC.,

BOX 1155, W. BABYLON, NY 11704

Cheap Software / IBM, PCjr, Compatibles. 5.25 or 3.5 disk. For catalog of diskettes available for education, games, business, etc. Write: Morning Star Industry, Box 3095, Ann Arbor, MI 48106

TI-99/4A Software/Hardware bargains. Hard-to-find items. Huge selection. Fast service. Free catalog. D.E.C., Box 690, Hicksville, NY 11801

MISCELLANEOUS

MAKE FAST EASY MONEY STUFFING ENVELOPES. How many can you fill for \$1 each? Earn even more with home computer! Send SASE to PAC Data, POB 9721 Richmond, VA 23228.

PERSONAL COMPUTER OWNERS CAN EARN \$1000 to \$5000 monthly selling simple services part time. Free list of 100 best services. A.I.M.P.M. PO Box 60369, San Diego, CA 92106

MAKE MONEY WITH YOUR PCI Full or Part-Time! Send SASE to: Harbor Investments, Post Office Box 69, Essexville, Michigan 48732

NO HOURLY CHARGES! Chat with 11 other callers on our **MODEM PARTY LINE!** (300/1200 BAUD) 1-818-842-3322

SX-64 Owners! Join the Nationwide UG. Monthly newsletter and more! Send \$15 yearly membership to :USA SX-64 UG 10 Cornwall St., Boston, MA 02130.

HARDWARE

Now! SPEECH THING™
For all PCs, compatibles, laptops



\$89.95

CLEAR, CLEAN, DIGITIZED SPEECH & MUSIC, UNLIMITED TEXT-TO-SPEECH Attaches outside the computer.

Now get popular speech technologies in ONE product! Speech Thing is a full-featured 8 bit D/A sound converter. Easily attaches outside the computer—no slots required. Software includes prerecorded speech (speaks any ASCII text), demo programs, and complete editing features. Price only \$89.95. Also available: Voice Master PC plug in board for digital recording, editing, and VOICE RECOGNITION. (Requires Speech Thing for sound output.) Only \$79.95. Patented price/performance breakthrough!

TO ORDER BY MAIL include \$4 shipping & handling (\$6 Canada, \$12 overseas) per order. Visa, MasterCard phone orders accepted. 30 day money back guarantee, one year warranty. Other voice I/O systems available for Apple, Commodore, and Atari computers.



Call or write today for FREE Product Catalog

COVOX INC. (503) 342-1271
675 Conger St., Eugene, Oregon 97402

Advertisers Index

Reader Service Number/Advertiser	Page
102 Access Software	15
103 Air Force	1
104 Avalon Hill Game Company	19
C.O.M.B. Authorized Liquidator	99
105 ComputAbility	89
106 Computer Direct	28-29
107 Computer Mail Order	22-23
108 Darnark International, Inc.	71
109 Darnark International, Inc.	93
110 Electronic Arts	8C
111 EPYX	9
112 Firebird Licensees Inc.	1FC
113 Free Spirit Software, Inc.	49
Halix Institute	82
114 Indus-Tool	93
115 KONAMI	18C
116 Lyco Computer	32-35
117 Micro World Electronix	85
Mindscape, Inc.	5
118 Montgomery Grant	91
119 Near Future Computers	93
NRI Schools	53
Parsons Technology	13
120 Precision Data Products	87
121 Ranco Computer Supply	97
122 Software Discounters of America	95
123 Software Simulations	21
125 Spinnaker	2
124 subLOGIC Corporation	18
126 Video Technology, Inc.	17

COMPUTE! Books' Warehouse Clearance Sale . 47
COMPUTE!'s Buyer's Guide to IBM PCs 56

COMPUTE!'s

FREE Reader Information Service

Use these cards to request FREE information about the products advertised in this issue. Clearly print or type your full name and address. Only one card should be used per person. Circle the numbers that correspond to the key number appearing in the advertisers index.

Send in the card and the advertisers will receive your inquiry. Although every effort is made to insure that only advertisers wishing to provide product information have reader service numbers, COMPUTE! cannot be responsible if advertisers do not provide literature to readers.

Please use these cards *only* for subscribing or for requesting product information. Editorial and customer service inquiries should be addressed to: COMPUTE!, P.O. Box 5406, Greensboro, NC 27403. Check the expiration date on the card to insure proper handling.

Use these cards and this address only for COMPUTE!'s Reader Information Service. Do not send with payment in any form.

COMPUTE!

101	102	103	104	105	106	107	108	109	110	111	112	113	114	115	116	117
118	119	120	121	122	123	124	125	126	127	128	129	130	131	132	133	134
135	136	137	138	139	140	141	142	143	144	145	146	147	148	149	150	151
152	153	154	155	156	157	158	159	160	161	162	163	164	165	166	167	168
169	170	171	172	173	174	175	176	177	178	179	180	181	182	183	184	185
186	187	188	189	190	191	192	193	194	195	196	197	198	199	200	201	202
203	204	205	206	207	208	209	210	211	212	213	214	215	216	217	218	219
220	221	222	223	224	225	226	227	228	229	230	231	232	233	234	235	236
237	238	239	240	241	242	243	244	245	246	247	248	249	250	251	252	253

Circle 101 for a one year new U.S. subscription to COMPUTE! you will be billed for \$24

Please let us know. Do you own: _____ plan to buy: _____

- | | | |
|--|------------------------------|------------------------------|
| <input type="checkbox"/> Apple _____ | <input type="checkbox"/> 270 | <input type="checkbox"/> 271 |
| <input type="checkbox"/> Atari _____ | <input type="checkbox"/> 272 | <input type="checkbox"/> 273 |
| <input type="checkbox"/> Commodore _____ | <input type="checkbox"/> 274 | <input type="checkbox"/> 275 |
| <input type="checkbox"/> IBM _____ | <input type="checkbox"/> 276 | <input type="checkbox"/> 277 |
| <input type="checkbox"/> TI-99/4A _____ | <input type="checkbox"/> 278 | <input type="checkbox"/> 279 |
| <input type="checkbox"/> Other _____ | <input type="checkbox"/> 280 | <input type="checkbox"/> 281 |
- (specify model)

Please print or type name and address. Limit one card per person.

Name _____
Address _____
City _____
State/Province _____ Zip _____
Country _____
Phone _____

Please include ZIP Code

Expiration Date 4/30/88

GA0388

SUBSCRIBE TO COMPUTE!

For Fastest Service,
Call Our **Toll-Free**
US Order Line
800-727-6937

- \$24.00 One Year US Subscription
 \$45.00 Two Year US Subscription

Name _____

Address _____

City _____ State _____ Zip _____

Payment Enclosed Bill me

Charge my: VISA MasterCard American Express

Account No. _____ Expires _____ / _____

Your subscription will begin with the next available issue. Please allow 4-6 weeks for delivery of first issue. Subscription price subject to change at any time. Outside the U.S.A. please add \$6 for each subscription Basic Rate \$24.

J3CS31


Place
Stamp
Here

COMPUTE! Reader Service
P.O. Box 2141
Radnor, PA 19089



NO POSTAGE
NECESSARY
IF MAILED
IN THE
UNITED STATES

BUSINESS REPLY MAIL
FIRST CLASS PERMIT NO. 7478 DES MOINES, IA
POSTAGE WILL BE PAID BY ADDRESSEE



COMPUTE!

P.O. Box 10955
Des Moines, IA 50347-0955





KONAMI HITS ARE HEADING HOME.

With our new software, your favorite arcade games come alive on your home computer.

If you own an IBM, Amiga or Commodore computer — Watch out! Because 4 of Konami's most awesome adventures are about to invade.

You'll confront the missions you've dreamed of in Rush 'N Attack, Contra, Jackal and Boot Camp. And you'll find yourself face to face against unequalled challenges, with incredible graphics, awesome music, and sound effects that'll blow you away.

So check out Konami's newest action wherever great software is sold. And be prepared for war.

 **KONAMI**



(Boldly go where no game has gone before.)


Turn Your Computer Into a Starship.

Beam Aboard, Captain.

Your starship is fueled and ready. Your crew is fully trained. You launch from Starport, heading toward the galaxy's core on a hunch. You've been chosen to seek new worlds to colonize. New resources for a homeworld gone stale.

Your navigator zeroes in on a red dwarf star. Long-range scans show three planets: a gas giant, a frozen ice world, and a blue-oceaned paradise that looks just like heaven. A good place to land.

Suddenly a klaxon sounds. "Captain, we're being scanned," says your Science Officer. A giant hologram of a squid-like crea-



State-of-the-art Outer Space Simulation.

- Stunning graphic simulation of rotating planets, landing sequences, laser battles, and more.
- Explore 270 star systems and 800 planets with unique ecosystems. Each planet contains almost 2 million different locations.
- Choose your own crew—Science Officer, Communications Officer, Navigator, Chief Engineer, Medical Officer, and Captain.

• Includes full starmap and security decoder.

• The state-of-the-art in entertainment software. Over 15 man-years in development.



Explore Strange New Worlds

Land on different planets to collect valuable minerals, lifeform specimens, and artifacts from ancient civilizations. But keep your laser on stun—not all the locals will be glad to see you.



Talk to Aliens

Each alien race, like this Veloxi, has a unique culture, personality, and language. They can give you clues—if you can get them to trust you.



"Standard Orbit, Captain."

From hull-crushing gas giants to frozen dwarves, each star system is unique. Study your sensors carefully—there's a stiff fine for recommending colonization of boiling lava planets.



ELECTRONIC ARTS™

The best-selling science fiction epic of all time now supports EGA

For the IBM, Tandy, and all 100% compatibles. 256K RAM required. Not copy-protected.

How to Order: Visit your retailer, or call 800-245-4525 for direct VISA or Mastercard orders (in CA call 800-562-1112). There is a 14-day, money-back guarantee on direct orders. The price for direct orders is \$49.95. To order by mail, send check or money order to Electronic Arts Direct Sales, PO Box 7530, San Mateo, CA 94403. Add \$3 for shipping and handling (\$4 Canadian). Allow 4 weeks for delivery. For a complete product catalog, send 50¢ and a stamped, self-addressed #10 envelope to Electronic Arts Catalog Offer, 1820 Gateway Drive, San Mateo, CA 94404. IBM is a registered trademark of International Business Machines, Inc. Starflight and Electronic Arts are registered trademarks of Electronic Arts.

Starflight Cluebook also available \$12.95 direct.