

A Buyer's Guide To Printers

COMPUTE!

\$3.00
March
1987
Issue 82
Vol. 9, No. 3
\$4.25 Canada
02193
ISSN 0194-357X

The Leading Magazine Of Home, Educational, And Recreational Computing

The New, Expandable Amiga 2000

A hands-on look at Commodore's newest and most powerful machine ever

Euchre

An absorbing version of the popular card game for Commodore 64, Amiga, Apple II, PC/PCjr, and Atari

Applecoder

Hide your private files from prying eyes

Filedump For IBM PC/PCjr

Examine your disk files in detail

Custom Characters For Atari XL And XE

An efficient way to make your own character sets

DOS Calc For The 64

Work with your disks the easy way

3-D Surfaces For Amiga

Create 3-D shapes in any color combination

Diskcheck

Powerful Apple sector editor for DOS 3.3

128 File Viewer

A fast, multipurpose disk utility



IS GETTING THE ANSWER TO SOFTWARE PROBLEMS A BIGGER PROBLEM THAN THE PROBLEM?

Don't stay on hold when there's help online from CompuServe® Software Forums.



The new upgraded version of your software locks up. And every time you reboot, you get stuck in the same place in the program.

You've chucked the manual, because you've done exactly what it tells you to do six times already. So you call the software company.

Now you spend half a day beating your head against a brick wall of busy signals, ranting at recorded messages, hanging around on hold. And you still don't get the solution to your problem.


Meanwhile, progress is stopped and your profits are dribbling away. But wait. There's help...

Several prominent, progressive software publishers recognize this problem, and working with CompuServe, have developed a solution—CompuServe Software Forums.

Now you can go online with experts from the companies that produced your software and get



prompt, written answers to your specific problems. You can even talk with the actual software developers.



Aldus®, Ashton-Tate®, Autodesk®, Borland International®, Creative Solutions®, Digital Research®, Living Videotext®, Lotus® Inc., Microsoft®, MicroPro®, Misosys Inc.® and Software Publishing® all have CompuServe Software Forums.

And we keep adding more.



CompuServe's large subscriber base also puts you in touch with thousands of other, often more experienced, users of the same software. You'll find they can give you lots of creative ways to get the most out of your software.

And software forums are the best way to learn about product updates, new product announcements, new ways to expand the uses of your software, and offer free uploads of your own programs.

Our online electronic magazines


frequently publish software reviews. And you can find help for many other software products in our other computer-related forums for IBM®, Tandy®, Atari®, Apple®, Commodore®, TI® and others.

The last thing you need when you've got a software problem is a bigger problem getting answers. So, from now on, get prompt, informed answers on CompuServe Software Forums.

To buy your CompuServe Subscription Kit, see your nearest computer dealer. Suggested retail price is \$39.95.

To order direct or for more information, call 800-848-8199 (in Ohio, 614-457-0802).

If you're already a CompuServe subscriber, just type GO SOFTWARE at any ! prompt.



CompuServe®

Information Services, P.O. Box 20212
5000 Arlington Centre Blvd., Columbus, OH 43220

An H&R Block Company

TEST DIVE ONE FOR YOURSELF.

In their day, they ruled over three quarters of the earth's surface.

During WWII, they viciously brought Britain to her knees. And Japan to the ground.



These were the silent killers: Tench. Gato. U-Boat.

And now, they return. In this, the most realistic, all-encompassing simulation

ever created for the personal computer.

You will command one of six types of American subs or German Kriegsmarine U-Boats, during any year from 1939 to 1945. You'll perform one of over



60 missions. Or you'll engage in the most difficult task of all: To make it through *the entire war*.

Each vessel is completely unique and painstakingly authentic, so you'll have a lot to learn: Navigation. Weather. Radar.

TAKE OUR PREVIEW DISK FOR A SPIN. Drop this coupon in the mail with your check or money order, and we'll gladly send you to the South Pacific to have it out with an enemy fleet.

Mail to Sub Battle Preview, P.O. Box 8020, Redwood City, CA 94063.

	Quantity	Total
Apple II & compat. (128K)	_____	\$1.50 ea. _____
Commodore 64/128	_____	\$1.50 ea. _____
IBM PC & compat.	_____	\$1.50 ea. _____
Atari ST	_____	\$2.75 ea. _____
Macintosh	_____	\$2.75 ea. _____
Apple II GS	_____	\$2.75 ea. _____
Total Disks Ordered	_____	Total Enclosed _____

Name _____ Phone () _____

Address _____ Age _____

City/State/Zip _____

Canadian orders please add 50¢ for additional postage.

Please allow 4 to 6 weeks for delivery. Offer expires 8/30/87 and is valid only in the continental U.S. and Canada. Void where prohibited.

And the contents of a vital target book, among other things.

Your arsenal will include deck and anti-aircraft guns. Torpedoes. And mines.

But even all that may not be enough.

Because besides the risk of bumping a depth charge or facing a killer Destroyer, you'll still have to contend with the gunfire of enemy aircraft.


No simulation has ever had the degree of

authenticity, gut-wrenching action or historical accuracy of this one.

The first release of our new Masters Collection. And a challenge of unbelievable depth.

EPYX®

Apple II & compatibles, Apple IIGS, Atari ST, C64/128, IBM & compatibles, Macintosh.



Independent generator & diesel engines.

Salt water tank, for trimming and compensating.

5" 25 cal. gun.

Officer's quarters.

Water purification.


The No. 1 battery. The ship's heart.

Sea guard radar stub.

Your ammo.


The 360° periscopes.

The sealed control room. Your HQ.




Outstanding Artistic Instructive

books from COMPUTE!



You'll find expert information, useful applications, intriguing games, graphics, colorful art, music, programming guides, and more in these new Atari ST-specific books. Beginning to advanced ST users will benefit from the applications and tutorials in each book. And as always, the books are written in COMPUTE!'s clear, understandable style.



COMPUTE!'s ST Applications

Brian Flynn and John J. Flynn
\$16.95

ISBN 0-87455-067-X

An excellent assortment of games and applications for business and home, written in BASIC, *COMPUTE!'s ST Applications* is an instant library of programs that every ST owner will want to have. All programs have been fully tested and are ready to type in and use on the Atari 520 or 1040 ST. *There is also an optional disk available for \$15.95 which includes the programs in the book.*

COMPUTE!'s ST Artist

Selby Bateman and Lee Noel, Jr.
\$16.95

ISBN 0-87455-070-X

A step-by-step guide to creating dazzling graphics and art on the Atari ST personal computer. Using *NEOchrome* and *DEGAS**, this book shows you how to get the most out of these excellent painting and drawing programs. Tips and techniques provide you with the most efficient ways of creating graphics and demonstrate how to produce colorful art. Examples illustrate each step and show off all the visual power of the Atari ST and its graphics software. Information is included on the newest versions of *NEOchrome* and *DEGAS Elite*. *There is an optional companion disk available for \$15.95 which includes artwork from the book.*

COMPUTE!'s ST Applications Guide: Programming in C

Simon Field, Kathleen Mandis, and Dave Myers
\$19.95

ISBN 0-87455-078-5

COMPUTE!'s ST Applications Guide: Programming in C is your complete tutorial to designing and writing effective ST application programs. Practical examples show you how to use GEM routines to develop professional-looking applications of your own. Explore topics such as disk files, menus, icons, the mouse, sliders, dialog boxes, programming desk accessories, music, and much more. For intermediate to advanced C programmers.

The Elementary Atari ST

William B. Sanders
\$18.95

ISBN 0-87455-024-6

A clear, easy-to-use guide to the Atari ST, this book takes you through everything from connecting your computer, loading programs, and creating graphics and music, to writing your own programs.

* A product of Batteries Included.

Order your Atari ST book today. Call toll-free 800-346-6767 (in NY 212-887-8525), or write COMPUTE! Books, P.O. Box 5038, F.D.R. Station, New York, NY 10150.

NC residents add 5 percent sales tax and NY residents add 8.25 percent sales tax.

Shipping and handling: \$2.00 U.S. and surface mail; \$5.00 airmail.

Please allow 4-6 weeks for delivery.

COMPUTE! Publications, Inc. 
Part of ABC Consumer Magazines, Inc.
One of the ABC Publishing Companies

COMPUTE! books are available in Canada from McGraw-Hill, Ryerson Ltd., 330 Progress Ave., Scarborough, Ontario, Canada M1P 2Z5.

Editor's Notes

As microprocessors, computer chips, become increasingly a fact of modern life—stamped into everything from coffee-makers to greeting cards—we can expect the things around us to grow ever smarter and, consequently, more useful. Madison Avenue seems to follow a predictable pattern when describing the various levels of appliance intelligence. It's most obvious with communications appliances like stereos and TVs. What was just a radio suddenly becomes a *digital* radio. A year or two later, and some additional RAM and ROM chips, and it's *computerized* (or *microprocessor controlled*). Eventually, when the device is finally more computer than radio, it's called *programmable*.

Although there's considerable imprecision and variability in the use of these terms, there is a profound change taking place.

You can see it happening now with television sets. A year ago we were introduced to the first "digital" TV. All this amounted to was "picture within picture": You could cause a frame to appear on the screen holding an image that differed from the larger, normal TV image. Now, however, newer "digital" TVs use special sampling techniques to improve picture quality by creating more lines than were originally broadcast. In other words, the TV is smart enough to infer what would have been sent if the TV studio or videotape were transmitting roughly twice as much picture as either is currently able to. The result is a sharper, more detailed picture, and you cannot see the fine horizontal lines which are visible on most TV images.

With this we have moved closer to high-definition, theater-quality home entertainment. However, there is a clear line of progress yet to come, from these early steps to the ultimate TV. For one thing, even intelligently enhanced images are not, themselves, digital. To see why, we need to briefly define the important distinction between analog and digital.

There are only two ways to transmit, store, or manipulate information: analogously or digitally. Analog information is an *imitation*, where digital information is a *numeric code*. Cavemen

used both forms: If an advance scout needed to tell the hunting party that he saw two elephants, he could either imitate them by sketching two elephant figures on a tree, or simply poke two sticks into the ground. (Digital, being a code, depends on a prior agreement—for instance, that sticks in the ground represent elephants.)

But an even more fundamental distinction between digital and analog rests on whether the information is continuous or separated into abrupt steps. Again, this can be seen in the earliest cave paintings: A drawing of an elephant is a unit, a whole unto itself, sometimes even drawn with a continuous single line. A series of straight lines, however, perhaps representing a herd of elephants, is discontinuous, separated into symbols, and bears no real resemblance to the thing it communicates. Thus, when you call someone on the telephone, the rise and fall of your words is reproduced, imitated by the little speaker in the earpiece of the telephone on the other end. The information is continuous, a flow of sound. Were you to communicate via smoke signals or Morse code, the information would be broken into distinct steps or pulses and would bear no resemblance to the spoken word. In the modern sense of the term, digital communication means frequently sampling a continually varying event to reduce it to a series of numbers. The numbers, then, can be easily stored or transmitted. They are also easy to manipulate: To make a louder sound, just multiply the numbers.

Nevertheless, analog has been the primary method of communication for most of man's history simply because it's generally easier to accomplish without computer assistance. For example, the traditional phonograph record is made by a little needle which vibrates a pathway into soft vinyl. When recording a trumpet, the needle digs a vinyl pathway which is a direct imitation of the vibrations in the air caused by the trumpet. Then, when you want to listen to it, the needle on your record player sends the same vibrations to your speaker, which, in turn, vibrates the air as the trumpet originally did. All the

way along, from Doc Severinsen's horn to your ear, the information is passed in the form of various analogies to the vibrations of air we recognize as the sound of a trumpet.

To digitize this sound requires enormous amounts of computer power, and it was only a few years ago, with advances in microprocessing, that digital music, in the form of the compact disc, became possible. Whereas analog is easy (the needle and vinyl and speakers transmit vibrations to each other pretty much unassisted), digital requires that the sound be turned into a code, into numbers to be stored on the disc. Then, in order for you to listen to it, those numbers have to be translated back into vibrations by a compact disc player through a process known as digital-to-analog conversion. And to get accurate sound, you need lots of numbers: 44,000 per second. A single minute of music on a compact disc requires more than 2.5 million numbers.

A video event requires far more information than audio. So we can expect to wait years before TV images are thoroughly digitized all through the chain from network camera to home TV screen. Some few studios are just now beginning to add digital capabilities, but the cost is as yet far beyond the consumer market. As usual, the consumer must wait for lower chip costs and higher chip speeds before the manifest benefits of digital TV will be everywhere available.

The latest home video recorders do have enough memory to capture a single still image and display it, rock steady, as a freeze frame. We can also expect digital signal enhancement for VCRs soon. But the most dramatic changes will come in the next stage, the *computerization* phase. At that point, the home television will start to make some decisions all by itself.

To get a hint of what's possible, we can look at a couple of recent developments in the satellite TV world: constant database broadcasting and intelligent receivers.

There's now a service which acts like a smart *TV Guide*. You interact with it when you tune it in. You can request a list of sports events only, or reviews of

all of tonight's movies. In other words, it works like a typical computer database where the user is able to search and filter the information, to tailor it to his or her needs or tastes.

In a related development, if you want to watch scrambled satellite broadcasts like HBO, you purchase a "descrambler," a unit that looks something like a hi-fi receiver, but which is really a sophisticated computer in disguise. You plug it in between your satellite dish and your TV and it mostly just passes the pictures and sound right through. It sits there and does nothing more than pretend it's just a wire, since most satellite signals are unscrambled. But when you change to HBO, it recognizes the scrambling and blanks out the picture with the message "No Subscription."

If you choose to subscribe, you can call HBO directly and give them your credit card number and the serial number of your descrambler. Within 30 minutes, the HBO movies are coming through the descrambler. What's startling about this, and also predictive, is that HBO turns on your particular descrambler from its central offices *via the satellite signal* which is beaming all across the country. Within that signal, for a brief time, is a special message to your individual descrambler. This facility for pinpoint targeting is also now giving rise to pay-per-view services and individualized messages sent between the normal pictures.

And there is a lot of space between the normal pictures. The vertical blank interrupt, that black line you see if your picture rolls, can contain considerable additional information. Bilingual or captioned movies; stereo audio; teletext and other printed data; and dozens of other kinds of communications can fit in that extra space. But none of this would have been possible without the advent of computers and their capacity for blazingly fast digital manipulation.

One major byproduct of computerization is increased personalization, increased interactivity with the appliances around us. We can expect to see TV sets which will allow us to customize them to a degree previously impossible. Not only will we be able to establish passwords for channels considered inappropriate for younger members of the family, but we'll also be able to tell the TV to always turn to our favorite news broadcast, or even to recognize and record any W. C. Fields movies.

Further, the media itself can become more personalized. There can be more shows on less popular topics; more foreign movies; more special interest broadcasts—all because a small audience can support such narrowcasting through pay-per-view.

ANNOUNCING A FREE OFFER WITH A 3,000-YEAR GUARANTEE.

What a deal! Your first Shanghai™ game's on us! Just send for your free Shanghai demonstration disk which contains one tantalizing puzzle. It's guaranteed to whet your appetite for the billions of options on the complete disk.

What makes us so sure? History. Shanghai is derived from the ancient oriental game of Mah Jongg, which has captured players' imaginations for over 30 centuries.

Find out what a 3,000-year obsession is all about. Write for your free Shanghai Demo:

Activision, Inc.
P.O. Box 7287
Mountain View, CA 94039

Enclose a \$3.00 check for postage and handling.



"...Activision said
Shanghai is addictive.
They're right..."
—Stuart Alsop
P.C. Letter

"Just be warned:
spend one night with
Shanghai and you
could be spoiled ...
★★★★ (Five Stars)"

—Tracie Forman Hines
Senior Editor, MacUser

Now available for IBM PC/
PCjr, Tandy 1000, Apple II,
Macintosh, Commodore
64/128, Amiga, Atari ST
and compatible computers.
Coming soon for the
Apple II GS.

ACTIVISION
ENTERTAINMENT SOFTWARE

Ancient Tiles of Shanghai



Dots



Flowers



Bamboos



Characters



Seasons



Winds

Dragons

Commodore 64, 128 and Amiga are trademarks of Commodore Electronics, Limited. Apple II, Apple IIGS and Macintosh are trademarks of Apple Computer, Inc. IBM PC and PCjr are trademarks of International Business Machine Corporation. Tandy 1000 is a trademark of Tandy Corporation. Atari ST is a trademark of Atari Corporation. Activision is the registered trademark of Activision, Inc. © 1986 Activision.

Publisher James A. Casella
Founder/Editorial Consultant Robert C. Lock
Editor in Chief Richard Mansfield
Managing Editor Kathleen Martinek
Executive Editor Selby Bateman

Editor, COMPUTE!
& COMPUTE!'s GAZETTE Lance Eiko
Assistant Editor, COMPUTE! Philip I. Nelson
Production Director Tony Roberts
Editor, COMPUTE!'s Atari ST
Disk & Magazine Tom R. Halfhill
Technical Editor Otis R. Cowper
Assistant Technical Editors George Miller, Dale McBane
Assistant Editor, COMPUTE!'s
Atari ST Disk & Magazine Todd Heimarck
Assistant Editor, COMPUTE!'s
GAZETTE Rhett Anderson
Assistant Features Editor Kathy Yakal
Programming Supervisor Patrick Parrish
Editorial Programmers Tim Victor, Tim Midkiff
Copy Editors Tammie Taylor, Karen Uhlendorf, Karen Siepak
Editorial Assistant Caroline Hanlon
Submissions Reviewer David Hensley
Programming Assistants David Florence, Troy Tucker
Executive Assistant Debi Nash
Administrative Assistants Julia Fleming, Iris Brooks, Mary Hunt, Sybil Agee
Associate Editors Jim Butterfield
 Toronto, Canada
 Fred D'ignazio
 Birmingham, AL
 David Thornburg
 Los Altos, CA
 Bill Wilkinson

Contributing Editor
COMPUTE!'s Book Division
Editor Stephen Levy
Assistant Editors Gregg Keizer, Ann Davies
Director, Book Sales &
Marketing Steve Voyatzis

Production Manager Irma Swain
Art & Design Director Janice R. Fary
Assistant Editor, Art &
Design Lee Noel
Mechanical Art Supervisor De Potter
Artists Dabney Ketrav, Robin Case
Typesetting Terry Cash, Carole Dunton
Illustrator Harry Blair

Director of Advertising
Sales Peter Johnsmeyer
Associate Advertising
Director Bernard J. Theobald, Jr.
Production Coordinator Kathleen Hanlon

Customer Service Manager Diane Longo
Dealer Sales Supervisor Orchid Tamayo
Individual Order Supervisor Cassandra Green
Receptionist Anita Armfield
Warehouse Manager John Williams

James A. Casella, President
 Richard Mansfield, Vice President, Editorial Director
 Richard J. Marino, Vice President, Advertising Sales
 Christopher M. Savine, Vice President, Finance & Planning

COMPUTE! Publications, Inc. publishes:
COMPUTE!
COMPUTE!'s Gazette
COMPUTE!'s Gazette Disk
COMPUTE!'s
Apple Applications Special
COMPUTE!'s
Atari ST Disk & Magazine

Editorial offices: 324 West Wendover Avenue
 Suite 200
 Greensboro, NC 27408 USA
Corporate offices: 825 7th Avenue
 New York, NY 10019
 212-265-8360
Customer Service: 800-346-6767
 (in NY 212-887-8525)
 9:30 A.M.-4:30 P.M.
Hours: Monday-Friday

Coming in Future Issues

The Winter Consumer Electronics Show (CES): A Comprehensive Report

SpeedScript 80: Our Popular 80-column Word Processor for Apple II

HyperScan: Mandelbrot Graphics for Commodore 64

ST Outlook: A Hands-on Look at Desktop Publishing

Disk COMPacker for IBM PC/PCjr

Atari Disk Sector Editor

Controlling Amiga Text Fonts

Menu Planner: Computer Assisted Cooking for the Commodore 64, Apple II, ST, Amiga, IBM PC/PCjr, and Atari 400, 800, XL, and XE.

Subscription Orders

COMPUTE!
 P.O. Box 10954
 Des Moines, IA 50340

TOLL FREE
Subscription Order Line
800-247-5470
 In IA 800-532-1272

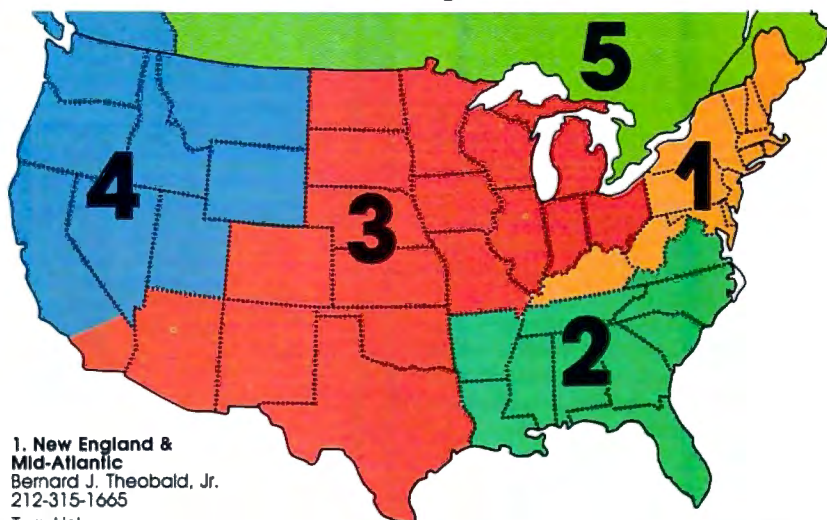
COMPUTE!
Subscription Rates
(12 Issue Year):

US (one yr.) \$24
 (two yrs.) \$45
 (three yrs.) \$65
 Canada and Foreign
 Surface Mail \$30
 Foreign Air
 Delivery \$65



Magazine Publishers Association

Advertising Sales



1. New England & Mid-Atlantic
 Bernard J. Theobald, Jr.
 212-315-1665
 Tom Link
 212-315-1665

2. Southeast & Foreign
 Harry Blair
 919-275-9809

3. Midwest & Southwest
 Jerry Thompson
 312-726-6047 (Chicago)
 713-731-2605 (Texas)
 303-595-9299 (Colorado)
 415-348-8222 (California)
 Lucille Dennis
 415-348-8222

4. West, Northwest & British Columbia
 Jerry Thompson
 415-348-8222
 Lucille Dennis
 415-348-8222
5. Canada
 Harry Blair
 919-275-9809

Director of Advertising Sales:
 Peter Johnsmeyer

Associate Advertising Director:
 Bernard J. Theobald, Jr.

COMPUTE! Sales Office 212-315-1665
Add all advertising materials to:
 Kathleen Hanlon
 Advertising Production Coordinator
COMPUTE! Magazine
 324 West Wendover Avenue
 Suite 200
 Greensboro, NC 27408

The COMPUTE! subscriber list is made available to carefully screened organizations with a product or service which may be of interest to our readers. If you prefer not to receive such mailings, please send an exact copy of your subscription label to: COMPUTE! P.O. Box 10955, Des Moines, IA 50350. Include a note indicating your preference to receive only your subscription.

Authors of manuscripts warrant that all materials submitted to COMPUTE! are original materials with full ownership rights resident in said authors. By submitting articles to COMPUTE!, authors acknowledge that such materials, upon acceptance for publication, become the exclusive property of COMPUTE! Publications, Inc. No portion of this magazine may be reproduced in any form without written permission from the publisher. Entire contents copyright © 1987, COMPUTE! Publications, Inc. Rights to programs developed and submitted by authors are explained in our author contract. Unsolicited materials not accepted for publication in COMPUTE! will be returned if author provides a self-addressed, stamped envelope. Programs (on tape or disk) must accompany each submission. Printed listings are optional, but helpful. Articles should be furnished as typed copy (upper- and lowercase, please) with double spacing. Each page of your article should bear the title of the article, date and name of the author. COMPUTE! assumes no liability for errors in articles or advertisements. Opinions expressed by authors are not necessarily those of COMPUTE!.

PET, CBM, VIC-20 and Commodore 64 are trademarks of Commodore Business Machines, Inc. and/or Commodore Electronics Limited. Apple, Apple II, and Apple IIG are trademarks of Apple Computer Company. IBM PC and PCjr are trademarks of International Business Machines, Inc.

ATARI is a trademark of Atari, Inc. TI-99/4A is a trademark of Texas Instruments, Inc. Radio Shack Color Computer is a trademark of Tandy, Inc.

It's not impossible to imagine TV eventually becoming so specialized that there would be channels devoted to, say, showing only Kubrick films. If that happened, whatever you might want to see or hear would always be on.

Eventually, perhaps within the next five years, television will enter the third stage of its computerization: programmability. When TV is sufficiently integrated with the VCR and other entertainment appliances, it will be possible to teach the machines to work together for the viewer's benefit and to suit the viewer's personal tastes. One early example is the generalized remote control brought out by GE last year. You put it face to face with all your other remotes and simultaneously press the same buttons on each. The GE then memorizes all the codes and can be used in place of all your other remotes.

Plans have been announced to introduce this year a controller with macro capabilities. Not only does this device know what time it is; it can also learn a complicated series of keystrokes and be programmed to repeat them. Among the many uses for a macro controller will be its ability to act as if it were a well-trained servant performing a complex series of tasks—before you arrive at breakfast, for example. Assume that you want to see the weather report first thing. Before you awake, the macro will be able to turn on the TV, change channels to the weather report, precisely adjust the volume, rewind your VCR, wait until the weather comes on, record just that part of the program, and then rewind again, waiting for your arrival.

Such controllers could contain hundreds of personal macros, and the macros themselves could be chained together into a highly complicated series of actions. Macro programming is just another word for computer programming.

There will be some spectacular advances in the coming years as the quality and convenience of our domestic devices continue to benefit from the microprocessor revolution. And whatever words are used in advertising, many of our household machines are clearly in the process of becoming more computer than appliance.

Richard Mansfield

Richard Mansfield
Editorial Director

Today's Cure for the Term Paper Blues

The term paper...sleepless nights, worry-filled days, and no time left for anything else. With all that organizing and writing to do, the thought of just getting started gives you a serious case of the blues. Your computer and *Term Paper Writer*™ are the only cure.

The Notetaker: Helps you collect, save, sort and find information. It might even help you find the perfect topic.


The Outliner: Puts your ideas into subject groups and gives them the right flow, so your conclusion isn't part of your preface.

The Writer: A complete word processor that breaks writer's block and turns your thoughts into crisp, printed pages that look top-grade.

The Footnoter & Bibliography Compiler: No more late-night thumbing through style manuals. The Compiler does it for you.

Term Paper Writer. Because making the grade doesn't have to be a full-time job. Or give you the blues.

For Commodore 128, IBM PC, PCjr,
Tandy 1000 and 100% Compatibles,
and Apple II Series Computers.



PERSONAL CHOICE
SOFTWARE

Commodore 128 is a trademark of Commodore Electronics, Limited. IBM PC and PCjr are trademarks of International Business Machines Corporation. Tandy 1000 is a trademark of Tandy Corporation. Apple II is a trademark of Apple Computer, Inc. Personal Choice Software is a trademark of Activision, Inc. Activision is the registered trademark of Activision, Inc. © 1987 Activision.

New, Expandable Amiga 2000

A Hands-On Report

Philip I. Nelson, Assistant Editor

Eighteen months after the debut of the Amiga 1000 personal computer, Commodore is introducing a powerful next-stage machine: an easily expandable, multitasking, multiprocessing Amiga that can be configured by users in more ways than any previous computer. Here's a firsthand look at Commodore's new Amiga 2000.

When Commodore introduced the Amiga in mid-1985, the machine was rightly hailed as a breakthrough in power, ease of use, and versatility. Without taking away any of the features that made the original Amiga such an important computer, Commodore is now presenting users with a machine that's a remarkable hybrid: an Amiga that can become just about any computer combination you want it to be.

In this way, Commodore answers those critics who have said that the original Amiga was too expensive to be a home computer and not powerful enough for a business machine. The Amiga 2000 can, in fact, bridge many different markets—from the under-\$1,500 entry-level to the multi-thousand-dollar powerhouse machines.

On a related note, Commodore officials have also admitted that

plans are well under way for an even lower-priced Amiga—functionally similar to the Amiga 1000—in the not-too-distant future (in addition to the marketing of the Amiga 2000). In this way, Commodore hopes to create an Amiga solution for virtually any computer user's need.

What does the new Amiga 2000 offer?

"The basic machine has one 3½-inch drive, seven expansion slots, three drive ports, and a 200-watt power supply, for under \$1,500—plus a choice between a \$300 monitor or a \$500 monitor," says Clive Smith, Commodore's general manager for product marketing and development. He also notes that the Amiga 2000 is completely software-compatible with the existing Amiga 1000, provided the software complies, as all commercial programs should, with the standards for version 1.2 of the operating system. (The 1.2 operating system fixes some bugs and adds many new features to the previous operating system.)

"What you have," Smith adds, "is a machine with a low entry point [in terms of price], but which is more expandable than any other machine in the marketplace. Do

you want eight megabytes of extra memory? Plug it in. If you want a 5¼-inch drive, an 80-megabyte hard drive, you plug them in. What we have is a coprocessing environment with the Amiga's 68000 chip and the IBM's 8088. If you want math coprocessors [an Intel 8087 or Motorola 68881], a video digitizer, a multifunction card next to your IBM card, you just plug them in. What we're saying is that you've got a coprocessing, multitasking environment. It's a low-price machine that you can easily upgrade to whatever level you want."

Low Price And Expandability

Two of the keys to expandability at low cost are the optional Amiga Bridge card, which allows the Amiga to run IBM PC software (see below), and PC-compatible expansion slots on the machine's main circuit board. The fierce competition among PC-clone manufacturers has driven the price of IBM peripherals and enhancement cards to amazingly low levels. PC-compatible 5¼-inch floppy drives can be found for less than \$100, and you can buy a high-quality ten-megabyte hard card (hard disk drive on a single plug-in card) for less than \$400.

Other PC enhancements such as enhanced graphics adapter (EGA) cards follow similar pricing patterns. The ability to install an inexpensive hard disk is especially attractive because you can use it for

Amiga files as well as IBM files. Even including the cost of the Bridge card, that gives you a fast, large-capacity hard drive for less than you might pay for an Amiga-specific stand-alone unit (not to mention the fact that the drive goes inside the case rather than taking up precious desk space).

"Everything we said about the original Amiga [1000] is true," says Gail Wellington, director of product marketing and development. "It is an expandable machine with an open architecture. However, for expanding the machine in a practical sense—in terms of how much space it requires and where you can get the items you need—the original design is not the optimum solution. For the Amiga 2000, we were looking for a machine that could be

expanded and upgraded in a practical way, both ergonomically and in terms of sources [for hardware]. We wanted people to be able to configure the system easily to meet their own requirements."

The immediate market for the Amiga 2000 is obvious. It appeals to anyone who likes the Amiga for its fast processing speed and superlative graphics, but who also wants the ability to run IBM PC software. Since IBM and its workalikes still dominate the office environment, the 2000 will be attractive to professionals who bring work home. And PC compatibility helps Commodore fill some Amiga software gaps. Many Amiga software titles are now available, but the machine is still somewhat weak in the area of mature business and professional

software. With a Bridge card, you can take immediate advantage of the large library of existing IBM PC software.

There are some applications where an Amiga-PC combination simply makes excellent sense. For example, the Amiga 2000's large memory and powerful graphics make it a natural for desktop publishing applications. But many of the documents published in a business environment would be generated on PC systems. With a Bridge-equipped Amiga 2000, you could read the documents directly from an IBM floppy disk and process them for publishing on the Amiga end of the system.

But the Amiga 2000 can give you more than the equivalent of an IBM PC and an Amiga sitting on the same desk, since the two processors communicate over a shared memory area. In fact, Commodore sees the opportunity for new hybrid programs that exploit the best features of both machines. An application, for instance, might use the PC's 8088/8087 combination for number crunching and pass the results to the Amiga to be displayed in high-quality color graphics. Admittedly, this category of software has yet to be created. But given the Amiga's ability to multitask (run more than one program at a time) and the open design of the 2000, it may be only a matter of time before such applications emerge.

Externals

The Amiga 2000 is instantly recognizable as a different machine from the 1000. Although its footprint (the physical shape and size) is about the same, the case is considerably taller to make room for extra internal hardware and expansion slots. The front panel has room to mount three disk drives: two 3½-inch drives and one half-height 5¼-

The Amiga 2000 takes up about the same amount of desk space as the Amiga 1000, but its case is taller to hold additional disk drives and internal expansion cards. The front panel can hold two 3½-inch disk drives and one 5¼-inch drive. This particular model has two 3½-inch floppy drives and an internally mounted hard disk. A 5¼-inch drive can be installed in the slot below the two smaller drives.



When you want to talk computers...

HOME COMPUTERS.

Atari Computers

520ST Monochrome System.....	\$619.00
520ST Color System.....	789.00
1040ST Color System.....	999.00
800XL 64K Computer.....	69.99
65XE 64K Computer.....	89.99
130XE 132K Computer.....	129.00

Atari Peripherals

1010 Cassette Drive.....	49.99
1020 Color Printer.....	29.99
1050 Disk Drive.....	129.00
835 300 Baud Modem.....	24.99
850 Atari Interface.....	109.00
M301 300 Baud Modem.....	39.99
XM801 80-Column Printer.....	179.00
XM804 ST Printer.....	169.00
ICD PR Connection.....	59.99



Amiga System Package **\$1199**

Includes: Amiga CPU, 256K RAM expansion, RGB Monitor, Amiga DOS, Basic, Tutorial, Kaleidoscope, Voice Library.

Commodore Computers

Commodore-64C 64K Computer..	189.00
Commodore-64 64K Computer.....	149.00
Commodore-64 System.....	479.00
Commodore-128 128K Computer..	259.00
Commodore-128 System.....	759.00
Amiga 1000 256K Computer.....	849.00

Commodore Peripherals

1530 Data Cassette.....	34.99
1660 Commodore Modem.....	59.99
1670 Commodore Modem.....	139.00
1541C Disk Drive.....	189.00
1571 Disk Drive.....	249.00
1802 Color Monitor.....	189.00
1902 Color Monitor.....	299.00
Amiga 1010 3 1/2" Ext. Drive.....	219.00
Amiga 1020 5 1/4" Ext. Drive.....	189.00
Amiga 1080 RGB Monitor.....	269.00
C128 512K Expansion Board.....	179.00
PPI Parallel Printer Interface.....	34.99
Xetec S/Graphix 8K.....	69.99
Micro R&D MW350.....	44.99

MS/DOS SYSTEMS.



PC-T00 20 Meg XT-Compatible **\$999**

AT&T 6300.....	from \$1699.00
Compaq.....	from 1699.00
Cordata.....	from 899.00
IBM-PC.....	from 1099.00
IBM-XT.....	from 1699.00
IBM-AT.....	from 2699.00
Leading Edge.....	from 999.00
Toshiba 1100 Plus.....	from 1749.00
Zenith.....	from 999.00

MULTIFUNCTION CARDS.

AST

Six Pak Plus PC/XT.....	\$169.00
Six Pak Premium PC/XT.....	349.00
Advantage-AT 128K.....	339.00

Everex

EV-221 Evergraphics Mono.....	139.00
EV-640 Edge Card	259.00

Hercules

Color Card.....	159.00
Graphics Card Plus.....	209.00

Fifth Generation

Logical Connection 256K.....	299.00
------------------------------	--------

IDEAssociates

IDE-5251 Local Emulator.....	579.00
------------------------------	--------

Intel

1110 PC Above Board.....	279.00
Inboard 386K 0K.....	Call

NEC

GB-1 EGA.....	409.00
---------------	--------

Quadram

Quad Ega+ Graphics Adapter....	339.00
Silver Quadboard.....	239.00
Expanded Quadboard.....	119.00

VIDEO 7

EGA Deluxe.....	389.00
-----------------	--------

Zuckerboard

Color Card w/Parallel.....	89.99
Monochrome Card w/Parallel.....	99.99
576K Memory Card.....	59.99

DRIVES.

Allied Technology

Apple Half-Heights.....	\$109.00
Controller Card.....	39.99

CMS

Drive Plus 20MB Internal Card....	399.00
-----------------------------------	--------

Everex

Stream 20 20MB Tape-Backup....	669.00
--------------------------------	--------

Genie Technology

210 H 10 + 10 subsystem.....	1749.00
------------------------------	---------

Indus

Atari GT Disk Drive.....	199.00
Commodore GT Disk Drive.....	199.00

lomega

A210H 10 + 10 Bernoulli Box..	1899.00
A220H 20+20 Bernoulli Box....	2499.00

Irwin


110 D 10MB Tape backup.....	369.00
-----------------------------	--------

Mountain Computer

Drive Card 20MB Internal Card..	649.00
A220 20 + 20 Subsystem.....	2199.00

Racore Jr. Enhancements

Jr. Expansion Chassis w/DMA....	319.00
---------------------------------	--------



Seagate ST-225 20 MB Kit **\$389**

Toshiba

Half-Height 360K internal.....	89.99
--------------------------------	-------

DISKETTES.

Maxell

MD-1 SS/DD 5 1/4".....	\$8.99
MD-2 DS/DD 5 1/4".....	10.99
MD-2HD Hi-Density 5 1/4".....	21.99
MF-1 SS/DD 3 1/2".....	12.99
MF-2 DS/DD 3 1/2".....	21.49
CS-500 20Mb Streamer Tape.....	11.99
CS-600 60Mb Streamer Tape.....	13.49

Sony

MD1 SS/DD 5 1/4".....	8.49
MD2 DS/DD 5 1/4".....	9.99
MD-2HD Hi-Density 5 1/4".....	22.49
MFD-1 SS/DD 3 1/2".....	14.49
MFD-2 DS/DD 3 1/2".....	20.49



COMPUTER MAIL ORDER

..... When you want to talk price.

MONITORS. PRINTERS. SOFTWARE.

Amdek
Video 310A Amber TTL.....\$149.00
Color 722 RGB, CGA/EGA.....499.00

Magnavox
8CM515 RGB Monitor-80.....289.00
7BM623 PC Monitor-80 Amber.....99.99

NAP
873 14" Multimode.....549.00

NEC
12" TTL Green or Amber.....129.00
JC-1401P3A Multi-Sync.....Call

Princeton Graphics
MAX-12 12" Amber TTL.....169.00
HX-12 12" Color RGB.....429.00
HX-12E 12" RGB/EGA.....499.00

Quadram
8460 Quadchrome Enhanced.....499.00

Taxan
640 12" Hi-Res RGB.....529.00

Zenith
ZVM-1230 12" Green Composite...99.99

Canon
LBP-8A1 Laser, 8 Page/Min....\$1899.00

Citizen
MSP-10 160 cps, 80-Column.....319.00
MSP-20 200 cps, 8K Buffer.....349.00
Premier 35 35 cps Daisywheel...499.00

C. Itoh
8510-SP 180 cps, 80-Column.....Call
310-SEP Epson/IBM 80-Column.....Call

Cordata
The Desktop Printshop Laser....2199.00

Diablo
Model 635 RO Daisywheel.....895.00



Ansa
Paradox.....\$459.00

Ashton-Tate
d-Base III +429.00

Borland
Reflex.....99.99
Lightening/Word Wizard.....99.99

Central Point Software
Copy II PC.....24.99

5th Generation
Fastback.....89.99

Funk Software
Sideways.....44.99

IMSI
Optimouse w/Dr. Halo.....119.00

IUS-Sorcim
Supercalc IV.....319.00

Lifetree
Volkswriter III.....159.00

Lotus
Lotus 1-2-3.....329.00

Meca
Managing Your Money.....119.00

MicroPro
Wordstar 2000 Plus.....299.00
Wordstar Prof. w/GL Demo.....189.00

Microrim
R:Base System 5.....339.00

MicroSoft
MicroSoft Word 3.0.....289.00
MicroSoft Mouse.....129.00

Microstuf
Crosstalk XVI.....89.99

Multimate International
Multimate 3.3.....269.00
Multimate Advantage.....319.00

Norton Software
Norton Utilities 3.1.....49.99

MODEMS.

Anchor
6480 C64/128 1200 Baud.....\$119.00
Omega 80 Amiga.....129.00
VM520 ST520/1040 1200 Baud...139.00
Expressi PC-1200 Half Card.....149.00

Everex
Evercom 1200 Baud Internal.....129.00

Hayes
Smartmodem 300 External.....139.00
Smartmodem 1200B Internal.....359.00
Smartmodem 2400B Internal.....539.00

Practical Peripherals
Practical Modem 1200 External...159.00

Quadram
Quadmodem II 1200 Baud.....299.00

Supra
MPP-1064 AD/AA C64.....69.99
1200AT 1200 Baud Atari.....149.00



U.S. Robotics
1200 Baud Internal **\$129**

Epson LX-86
120 cps, Dot Matrix **\$239**

FX-85 160 cps, 80-Column.....Call
FX-286 160 cps, 132-Column.....Call
EX-800 300 cps, 80-Column.....479.00
LQ-800 180 cps, 24-Wire Printhead..Call

Juki
6300 40 cps Daisywheel.....699.00
6100 10 cps Daisywheel.....429.00
5510C Color Dot Matrix.....449.00

NEC
P5, P6, P7 Pinwriter Series.....Call
3550 35 cps Spinwriter.....779.00

Okiidata
ML-182 120 cps, 80-Column.....219.00
ML-193+ 200 cps, 132-Column.....Call
ML-292 200 cps, 80-Column.....Call
ML-293 200 cps, 132-Column.....Call

Panasonic
KX-1080i 120 cps, 80-Column.....219.00
KX-1092 180 cps, 7K Buffer.....339.00
KX-1592 180 cps, 132-Column.....439.00

Star Micronics
SG-10C 120 cps, C64 Interface...199.00
NX-10 120 cps, 80-Column.....219.00
SG-15 120 cps, 132-Column.....379.00

Texas Instrument
TI-855 150 cps, 80-Column.....599.00

Toshiba
P321 216 cps, 24-Pin Printhead...479.00
P341 216 cps, 24-Pin Printhead...589.00



Satellite Systems
Word Perfect 4.2 **\$209**

Software Publishing Group
PFS: Professional Write.....129.00
Clickart Personal Publisher.....129.00

The Software Group
Enable.....369.00

In the U.S.A. and in Canada


Call toll-free: 1-800-233-8950.

Outside the U.S.A. call 717-327-9575 Telex 5106017898

Educational, Governmental and Corporate Organizations call toll-free 1-800-221-4283
CMO. 477 East Third Street, Dept. A203, Williamsport, PA 17701

ALL MAJOR CREDIT CARDS ACCEPTED.

POLICY: Add 3% (minimum \$7.00) shipping and handling. Larger shipments may require additional charges. Personal and company checks require 3 weeks to clear. For faster delivery use your credit card or send cashier's check or bank money order. Pennsylvania residents add 6% sales tax. All prices are U.S.A. prices and are subject to change and all items are subject to availability. Defective software will be replaced with the same item only. Hardware will be replaced or repaired at our discretion within the terms and limits of the manufacturer's warranty. We cannot guarantee compatibility. All sales are final and returned shipments are subject to a restocking fee.



The Amiga 2000's keyboard, mouse, and joystick cables plug into the front panel of the computer. In this photo, the joystick port is occupied by a security device ("dongle") for running a copy-protected commercial program.

inch-drive (see photo).

The basic machine includes one 3½-inch floppy disk with a capacity of 880K, just as on the Amiga 1000. The front panel also has space to mount one extra 3½-inch drive and a half-height PC-compatible 5¼-inch drive. This arrangement is not only compact, but it also provides a number of storage options, since the extra drive spaces can hold either floppy or hard drives, and the Bridge card allows a hard drive to be shared by both the PC and the Amiga.

The 2000's mouse, joystick, and keyboard ports are now grouped together on the front of the housing. This is more convenient than the 1000's configuration, which puts the mouse and joystick ports on the right side and the keyboard cable underneath and to the rear. The keyboard cable also has a sturdier connector than the cable on the 1000, which uses a modular telephone-type connector.

The rear panel of the new Amiga looks something like the back end of an IBM PC, with vertical slots that can be opened up for connectors of various types. Unlike the original Amiga, which has nonstandard connector configurations for the printer and serial ports, the 2000 has the same parallel printer port and RS-232 serial port connectors as the IBM PC. The industry-standard ports permit you to use non-Commodore printer, modem, and cables if you wish—an important consideration for IBM compatibility.

Video And Sound

As on the 1000, the Amiga 2000's graphics and sound are controlled by a triumvirate of custom chips code-named Agnes, Denise, and Paula. The basic graphics and sound capabilities of the two machines are identical: The 2000 has all the screen modes of the 1000 and includes the same four-channel sound system and software-based speech synthesizer.

Commodore is offering two new monitors for use with the Amiga 1000 or 2000. The A2002 monitor is switchable between RGB and composite video, like the current 1080 monitor. The A2080 is a special long-persistence display unit designed specifically for the highest resolution graphics modes. The screen phosphors in a long-persistence monitor hold their glow longer than ordinary phosphors, a feature which overcomes the problem of video jitter in the Amiga's special screen modes.

Composite video output is not

standard on the 2000. If you wish to use a composite monitor or television, you must purchase the A2060 composite/RF modulator board, which goes into a special video slot on the motherboard. This interface mounts internally to reduce problems with radio frequency interference (RFI).


For music enthusiasts, Commodore will offer the A1400 MIDI Interface as an option. Unlike the Atari ST's built-in MIDI interface, which includes only MIDI IN and OUT, the A1400 interface supports MIDI IN, OUT, and THROUGH.

Keyboard

A number of changes are visible in the 2000's larger 95-key keyboard (see keyboard photo). The main keyboard cluster is nearly identical to the 1000 keyboard, except that the Shift, Tab, Backspace, and Return keys have been enlarged and labeled with PC-like arrows rather than words. On the Amiga 1000 keyboard, the Delete and Help keys are easy to hit by accident, since they're sandwiched very close to the Return key. The 2000's keyboard solves this problem by relocating Delete and Help away from the main cluster.

The four cursor keys have been relocated and moved into a T configuration. The numeric keypad follows the standard Teletext configuration and has also been moved somewhat to the right. The forward faces of some keypad keys contain legends such as Num Lock and Pg Dn which are meaningful in many PC applications.

The keys themselves are nicely sculptured and the key action is solid, with a more positive feel than that of the 1000. While the new keyboard is a bit wider than the old one, it is also considerably less clut-



The keyboard of the Amiga 2000 has been enlarged and redesigned for keyboard-intensive applications such as word processing. Some of the keycaps contain legends for IBM PC applications.

tered. All in all, the modifications make the Amiga 2000 keyboard substantially more efficient for word processing and other keyboard-intensive uses.

Inside The 2000

Internally, the Amiga 2000 has exactly the same microprocessor as the 1000 model: a 16/32-bit Motorola 68000, running at a clock speed of 7.14 megahertz. However, the system can be easily upgraded for even greater speeds or number-crunching power. Commodore intends to market an optional accelerator board which contains a 32-bit Motorola 68020 processor running at 14 MHz, a memory management unit (MMU), and cache memory. This processor could work either in parallel with the resident 68000 or as a replacement for it. The machine can also accept a Motorola 68881 math coprocessor to speed up math operations. The Bridge card allows coprocessing with an Intel 8088 8-bit processor and optional 8087 math coprocessor, as well. (A math coprocessor, of course, depends on software that takes advantage of its special capabilities. Many calculation-intensive programs for the PC check for the presence of an 8087 coprocessor and use it if it's available. Since the 68881 is newer than the 8087, it may be a while before you can buy Amiga software that exploits the Motorola math chip.)

The 2000 comes with a full megabyte (over one million characters) of memory, and it offers a choice of two different memory expansion boards. The A2050 RAM expansion board can be supplied with an extra half-megabyte, one megabyte, or two megabytes of RAM. If that doesn't sound like enough, you'll be able to buy a bigger memory board populated with either four, six, or eight megabytes of extra RAM. The system is designed to handle a maximum of nine megabytes of memory.

Another welcome improvement is the elimination of the Kickstart disk. The 2000 has 256K of ROM containing the operating system software which the Amiga 1000 has to load from disk. This simplifies and speeds up the process of booting the system, since you now need to insert only one

IT'S A WORD PROCESSOR

IT'S AN OUTLINER

IT'S A FLASH CARD MAKER

IT'S A CALENDAR

IT'S A GRADE KEEPER

IT'S A CALCULATOR

IT'S
HOMEWORKER™

Available
for Apple IIe,
Apple IIc,
and Apple IIgs



Homeworker from Davidson is an easy-to-use productivity program that helps students manage their coursework through six integrated modules: Word Processor, Outliner, Flash Card Maker, Calculator, Calendar and Grade Keeper.

The program also features on-screen tutorials, fact finder files and a clipboard for easy transfer of materials from one module to another.

The *Homeworker* software is packaged in a deluxe student organizer, along with a variety of study accessories:

- easy-to-follow instruction manual
- study skills book
- calendar section
- phone/address book
- nine separate subject tabs
- fact finder—a quick reference guide for students
- highlighter and felt tip pen
- metric ruler
- 8½" x 11" notepad
- disk holder

\$89⁹⁵ suggested retail price

Ask your dealer for this Davidson program

or call us directly for assistance:

(800) 556-6141 (213) 534-4070

(Outside California) (California Only)

D Davidson.
Educational software
that works

Davidson & Associates, Inc., 3135 Kashiwa Street, Torrance, CA 90505

Please send me a FREE COLOR BROCHURE.

Name _____

Address _____

City _____

State _____

Zip _____

©1987 Davidson & Associates, Inc.



An overhead look at the inside of an Amiga 2000, showing the expansion area to the left and the power supply and internal floppy drives to the right. The bulk of the Amiga's internal circuitry, including its 68000 microprocessor, is not visible from this angle.

the optional composite/RF modulator or other video hardware such as the Genlock video mixing system.

The remaining seven slots extend the Amiga's system bus and provide slots for IBM PC cards. Five of these are 100-pin Amiga slots and two are PC-specific. However, two of the 100-pin slots can also be used as PC slots, so you have the equivalent of four PC slots in all.

The overhead photo illustrates the slot layout inside the Amiga's housing. The Amiga CPU slot is the long connector just below the center of the board. To its left are the five 100-pin Amiga slots, the longest slots in the system. Two of these are shared with the four PC slots, which are grouped in the upper left corner from this view.

The two innermost PC slots are PC/AT-compatible, while the shorter, outermost PC slots are PC/XT-compatible. For those who aren't familiar with the latest IBM acronyms, a PC/XT is essentially the familiar IBM PC with some ROM upgrades and a built-in hard disk drive. A PC/AT is a significantly different machine, with a true 16-bit microprocessor (the 80286), a much faster hard disk drive, and some additional expansion slots to take advantage of the 80286 processor's greater addressing range. The Amiga's circuit board is drilled for AT connectors in the outer PC slot positions, implying that you can upgrade all the PC slots to the AT level just by installing two more connectors.

Plug-In IBM PC

As you've undoubtedly surmised, the reason the Amiga 2000 has slots for IBM PC hardware is that it can run PC software with the aid of an optional Amiga card known as the Bridge. This card, which contains an 8088 processor, is functionally very similar to the Sidecar accessory now available for the Amiga 1000. (Sheldon Leemon's "Amiga-View" column in this issue has a hands-on description of the Sidecar.) There are two main differences between the two accessories. The Sidecar lives in a box that connects to the side of the Amiga 1000, and it includes a built-in 5¼-inch disk drive. The Bridge plugs into an internal slot in the Amiga 2000, and it does not include a 5¼-inch drive

disk rather than two.

There's a second reason, apart from the convenience factor, why Amiga owners and software developers should rejoice at the demise of Kickstart. A computer manufacturer ordinarily doesn't move an operating system into ROM until it is satisfied that the system has reached final, debugged form; system software is more difficult to update once it has been "graven in stone" in ROM. The fact that Commodore has taken this step should increase everyone's confidence in the reliability of the system as a whole.

The accompanying photo shows the Amiga in an overhead view with its entire housing removed except for the backplate. (The front of the machine faces the bottom of the page.) In the lower right corner are two heavily shielded 3½-inch floppy drives. The metal cage at the upper right houses the machine's power supply, and the left area contains expansion slots.

Commodore is offering an optional hard disk/SCSI controller board for the Amiga 2000. The card

includes two hard disk interfaces: The ST 506-compatible interface allows you to connect up to two PC/XT hard drives, and the SCSI interface will accept SCSI-standard devices on either a 50-pin SCSI connector or a 25-pin Macintosh Plus-compatible connector. In addition to hard disk drives, this card lets you add a high-speed tape drive for backing up a hard drive's contents.

To insure adequate power for extra drives and cards, the Amiga 2000 provides a hefty 200-watt power supply. Computerists who like time- and date-stamping will be glad to learn that the 2000 also includes a built-in clock/calendar with battery backup.

Slots Galore

Inside the case of an Amiga 2000 are nine different expansion slots, some of which can serve a dual function. An 86-pin expansion slot extends the Amiga's CPU (Central Processing Unit) bus; if you upgrade to a faster 68020 processor, this slot holds the CPU card. The video slot can hold an interface for

The Market's Moving... to the Isgur Portfolio System!™

THE ISGUR PORTFOLIO SYSTEM IS:

WINNER OF "THE EDITORS CHOICE AWARD" – PC MAGAZINE

Software that helps you manage any combination of investment portfolios more efficiently: stocks, bonds, currencies, options, commodities, mutual funds, and MORE. An easy, quick to learn alternative to the massive "professional" systems, but with all of their features and flexibility.

"Easy to learn, easy to use, ...gives serious investors many of the tools used by professionals. A four-disk rating!" – INFOWORLD

HOW IT WORKS:

IPS Automatically Updates your Portfolios: using the latest data from your preferred on-line service. The built in integrated telecommunications module is pre-set to receive Dow Jones, CompuServe, The Source and InfoGlobe.

Timely Alerts with "Memo" Function: automatically advises you of option expiry dates, critical short term/long term changes, or your own personal deadlines.

"A very complete investment package... a lot of thought has gone into the extras." – PERSONAL COMPUTING


Flexible and Intuitive: display, sort, compile, manipulate and print-out your investment data exactly as you want it. By portfolio, by security, or using a whole menu of helpful criteria.

Powerful Analytical Features Include: • "Raise Money" • "Splits/Dividends" • "Cash and Margins" • "Suppose or What If" Functions and many more. The combined result? More profitable investment decisions, with less work.

"It's dangerous to look at any software package and say, 'This is the one,' but this one comes very close... a rich variety of information formats and reporting options." – COMPUTERIZED INVESTING

The Isgur Portfolio System. The investment management program designed by Lee Isgur, Senior Vice-President of PaineWebber, New York, and one of the world's leading financial analysts.

"The developers obviously consulted with a stockbroker who knows his business." – PC MAGAZINE



"Unanimous praise... extremely powerful, yet easy to use!"

– FORTUNE MAGAZINE'S
1987 INVESTORS GUIDE

The Isgur Portfolio System is Only \$249⁹⁵
on IBM PC and Compatibles or \$199⁹⁵*
on The MACINTOSH and Atari ST.*

*Try The Isgur Portfolio System for 30 days, on
a no-risk trial basis, call us and we'll tell you
how. Call 1-800-387-5707 or you can buy IPS
from your favorite software retailer.*

Now Available For Your IBM PC, PC-compatible, Atari ST and MACINTOSH

New Enhanced IBM Version 1.21 Now Available!

Update your disks for only \$10.00* with the return of your original disks.



**BATTERIES
INCLUDED**

* BATTERIES INCLUDED, on IBM computers, 30 West 31st Street, Richmond Hill, Ontario, Canada, L4B 1R5. (416) 887-8941. Customer Information: (416) 881-9816.
* If you send this product to your local retailer, you may order it direct from us at the full suggested list price plus \$5.00 for postage and handling. For product orders please call 1-800-387-5707 (10:00 only). * With all batteries included products you can have the latest version updates of your program by returning the original disk and \$10.00.
* Write us on how our full color coding of products for the APPLE, APPLE MACINTOSH, ATARI, ATARI ST, COMMODORE, COMMODORE AMIGA, and IBM are registered trademarks of APPLE COMPUTERS INC., ATARI CORPORATION, COMMODORE BUSINESS MACHINES INC., AND INTERNATIONAL BUSINESS MACHINES INC. ALL PRICES SHOWN ARE IN U.S. DOLLARS. RETAILERS MAY SELL FOR LESS!



**Integral
Solutions**



The Amiga Bridge card supplies everything which the Amiga 2000 needs to run IBM PC software, including an Intel 8088 microprocessor, 512K of RAM, and a floppy disk controller for 5¼-inch PC-compatible floppy disk drives. The board can also accept an Intel 8087 math coprocessor.

(however, it does include a disk controller; see below).

The Bridge is in essence an IBM PC, all on a single plug-in card. The basic card (model A2088) is PC/XT-compatible, with a 16K Phoenix operating system kernel in ROM, 512K of RAM, and MS-DOS 2.11 on disk. Commodore will also offer a PC/AT-compatible Bridge card (model A2286) which is based on the more powerful 80286 microprocessor rather than an 8088. The Bridge must go in one of the two shared Amiga/PC slots. However, it can go in either shared slot, which lets you choose between three Amiga slots and three PC slots, or four Amiga slots and two PC slots. Incidentally, both the Bridge card and the Amiga's motherboard have the appearance of finished, debugged products; neither circuit board contains any jumper wires or other evidence of last-minute modifications.

The accompanying photo shows the layout of the basic Amiga Bridge card. Just to the right of the board's center is the 8088 microprocessor. The empty socket above the 8088 is where you would plug in an 8087 math coprocessor.

The three large, square components on the Bridge card are custom chips which presumably perform address decoding and other "glue" functions needed to make the Bridge work as a whole. Commodore owns the MOS Technologies company, which enables it to develop and manufacture custom chips of this type more inexpensively than other personal computer companies.

The large chip at the top of the board is the main component in the

onboard floppy disk controller (FDC) interface. The Bridge's floppy disk interface can support one internal floppy and up to three daisy-chained external floppies. If you install a 5¼-inch floppy drive in the Amiga's front panel, it is controlled via the hardware on the Bridge card.

To the left of the FDC chip, arranged in two rows of 8, are 16 chips that yield a total of 512K RAM. These chips appear to be socketed, by the way, so it's conceivable that you could perform a future memory upgrade by simply swapping in larger-capacity RAM chips.

The rest of the PC system is emulated on the Amiga side. To run a PC application, the Amiga reconfigures its keyboard as a PC/XT keyboard, emulates the PC printer port on its own Centronics port, and displays the PC's video output in both monochrome and color. Supplying these services through software allows Commodore to keep the Bridge's chip count—and thus, its manufacturing cost—impressively low. The Bridge contains only about 50 chips, compared to well over 200 chips on any reasonably configured IBM PC.

If you're interested in how such feats are achieved, the technical documentation for the Bridge card makes fascinating reading. For communications between the two processors, 128K of dual-ported, or shared, memory is used. Dual-ported memory can be "seen" in the address spaces of both processors, although not all of it is accessible by both the 8088 and the 68000. The 2000 uses 64K of this RAM for general data exchange, 32K for the PC's

color video display, 8K for the monochrome display, and 8K for emulating PC input/output registers. The remaining 16K is used to orchestrate the whole process.

Does It Work?


In the world of PC clones, one of the toughest tests of IBM compatibility is to run *Flight Simulator*. At Commodore, we saw an expanded-memory Amiga 2000 run *Flight Simulator* for the IBM PC on one screen while it ran *Superbase* on a second screen and ran two copies of *Aegis Draw Plus* on third and fourth screens. That's three full-blown Amiga applications plus a processor-intensive PC application, all running at the same time. Running from the Bridge, the flight simulator program took off, flew the plane, and updated the scenery as fast as it would on an ordinary PC.

To the Amiga's multitasking operating system, the PC application is just another task to run. Of course, since the PC's MS-DOS operating system cannot multitask, and the Bridge card has only a single 8088 processor, you're limited to running one PC application at a time. A PC screen can be "frozen," however, for reference from another PC application.

Who will buy the Amiga 2000? For anyone who uses an IBM PC at work, or who prefers not to give up the vast base of available PC software, the Amiga 2000 may well represent the best of both worlds. The Amiga end of the system offers speedy processing and excellent graphics and sound, while the Bridge card can run anything that runs on an IBM PC. But the design of the 2000 shows that Commodore has more in mind than simply exploiting an immediate market niche.

The flexible, completely open design of the Amiga 2000 puts it in a strong competitive position for the future. In contrast to a closed-architecture machine such as the Atari ST, the 2000 can be not only reconfigured, but easily upgraded. The Amiga's multitasking operating system already makes it unique in the 16-bit arena. By allowing a plug-in upgrade to a processor like the 68020, Commodore has enabled the Amiga to survive through the next, even more powerful generation of 32-bit computers as well. ©

GET UP TO 200 FUN-FILLED PROGRAMS EACH YEAR—when you subscribe now to COMPUTE!



Subscribe to COMPUTE! today through this special introductory money-saving offer, and you'll be getting a lot more than just another computer magazine. That's because each issue of COMPUTE! comes complete with up to 20 all-new, action-packed programs.

Subscribe now and you can depend on a steady supply of high quality, fun-filled programs like Hickory Dickory Dock, Switchbox, TurboDisk, Home Financial Calculator, Turbo Tape, SpeedScript, SpeedCalc, and hundreds of other educational, home finance, and game programs the entire family can use all year long.

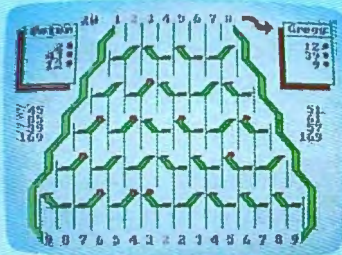
The superb programs you'll find in each issue are worth much, much more than the low subscription price.

And there's more to COMPUTE! than just exciting new programs. Month after month, COMPUTE!'s superb articles deliver the latest inside word on everything from languages to interfaces...from programming to disk drives.

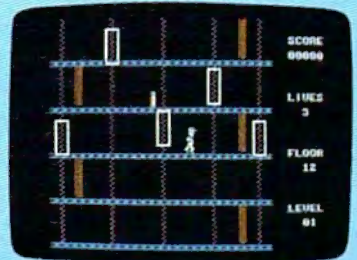
Whether you're a novice or an experienced user, COMPUTE! is the magazine for you. So subscribe today. Return the enclosed card or call 1-800-247-5470 (in Iowa, 1-800-532-1272).

Do it now.

Month	Expenses	Income	PROFIT
January	1812.22	582.21	-1229.99
February	422.23	1882.21	1459.98
March	5821.88	4987.22	-834.66
April	1458.22	7721.11	6262.89
May	512.23	2428.22	1915.99
June	1722.11	7184.22	5462.11
July	341.45	7888.88	7547.43
August	612.88	1977.88	1365.00
September	1731.88	1258.88	-473.00
October	412.64	8888.88	8476.24
November	677.87	7888.88	7211.01
December	2228.88	2888.88	660.00
TOTALS:	12222.88	43448.11	31225.23
AVERAGE:	1018.57	3620.68	2602.10



PROOFREADER
 Writing a machine language program that works on five different computers is no small task. The first hurdle is finding a safe place to put the code. Though the cassette buffer is an obvious choice, it's located in different places on various machines, and putting HL there creates problems for tape users. Instead, the Proofreader uses 256 bytes of BASIC programming space.
 Before it installs the routine in memory, the Proofreader checks to see which computer you're using. Then it stores the HL at the bottom of BASIC memory and protects itself by moving the computer's start-of-BASIC pointer to a spot 256 bytes higher in memory. Once that's done, the Proofreader activates the HL routine and erases itself with NEW. Note that because the Proofreader overwrites its first few BASIC lines, it's critical not to delete anything from the first version.



ACT NOW AND SAVE!



COMPUTE! Publications, Inc. 
 One of the ABC Publishing Companies

If attached order card is missing, write: COMPUTE! P.O. Box 10955, Des Moines, IA 50950

New Peripheral Technologies

A personal computer system is only as strong as the peripherals that surround it—the monitors, disk drives, printers, modems, and other pieces of hardware that let you use your computer to its maximum potential.

Over the past few years, more advanced computers such as the Apple Macintosh, the Atari ST, and the Commodore Amiga have brought new levels of power and flexibility to personal computing. At the same time, there have been major advances among the peripherals that support these computers, the IBM PC and compatibles family, and the earlier eight-bit machines like the Commodore 64, Apple II family, and Atari 400/800/XL/XE computers.

On the following pages you'll find overviews of three of the most important developments occurring in computer peripheral technology today and during the next several years. New capabilities for dot-matrix printers, lower-priced hard disk drives, and computer screens with far greater resolutions will be affecting how we print, store, and look at computer information. And the changes will likely be occurring at a faster rate than many of us realize.

An Introduction To Hard Disk Drives

Philip I Nelson, Assistant Editor

More and more personal computer owners are bringing home hard disk drives—those mysterious “black boxes” that can hold vast quantities of information and transfer data at amazing speed. In this article, we’ll look at what’s inside a typical hard drive and what makes this device so attractive to home users as well as to businesses and software developers.

Hard disk drives have long been popular with computer professionals. But until recently, they were simply too expensive to tempt most home users. That picture has changed dramatically within the last year. Comparatively inexpensive units are now available for the Atari ST, Amiga, and Macintosh, as well as for the increasingly important IBM PC workalike market. And you can even buy hard disk drives for eight-bit machines such as the Commodore 64 and eight-bit Ataris.

The Proverbial Black Box

Hard drives are deceptively simple in appearance. The typical unit is a rectangular box adorned with nothing but a power switch, a cable to the computer, and a light that indicates when the drive is busy. A few are even functionally invisible: The latest development in the IBM PC market is the *hard card*—a complete hard disk drive mounted on a card that plugs into the computer’s internal expansion box.

Hard disk drives go by various names: hard disk, rigid disk, fixed disk, or even Winchester disk, a holdover from early days when the

market was dominated by a manufacturer of that name. The first two names refer to the fact that the disk platter is made of hard, rigid material (often aluminum) rather than the flexible plastic used for floppy disks or tapes. The term fixed disk refers to the fact that the platter is permanently installed, unlike a removable medium such as a floppy disk.

Bigger And Faster

The basic function of any mass storage device—a tape drive, disk drive, bubble memory, or whatever—is to let you move information from the computer’s memory into permanent storage, and vice versa. The advantage of a hard drive can be summed up in two words: capacity and speed. Let’s look at capacity first.

An IBM PC floppy disk has 362,496 bytes (354K) of total space. By comparison, the smallest available hard drive stores 10 megabytes of information—the equivalent of 10 million characters of text. Larger hard drives store 20, 40, 60, even as much as 140 megabytes of data. Thus, a 10-megabyte hard drive holds roughly the same amount of data as 27 IBM PC floppies, and it takes something like 386 PC floppy disks to hold as much information as a single 140-megabyte hard drive. Currently, the most popular units for personal use are 10-megabyte and 20-megabyte hard drives.

Hard drives are a great deal faster than floppy drives. To demonstrate the speed difference, I wrote a simple program in C for the Atari ST. The test program writes ten 10,000-byte files and one 200,000-byte file to disk (a total of 300,000

bytes), and then reads the same files back. All in all, the system has to move 600,000 bytes in the course of a program run. The elapsed time was calculated using the ST’s internal timer, which counts time in two-second increments. Here are the results from running the program with a single-sided floppy Atari drive, a 20-megabyte Atari hard drive, and a commercial RAMdisk utility which emulates a disk drive entirely in RAM:

Floppy	Hard Disk	RAMdisk
16:24	9:46	8:24

The outcome of the race is a foregone conclusion: We expect the RAMdisk to win because it doesn’t have to perform any mechanical operations at all. The hard drive, however, compares very favorably to the RAMdisk, performing the test several minutes faster than the floppy drive. (Please keep in mind that these results are provided only as a rough-and-ready demonstration, not as a scientific benchmark of any sort. Different computer systems, using a different microprocessor and DOS, or disk operating system, would produce quite different results. However, it’s safe to say that a hard drive usually operates considerably faster than a floppy disk on the same system.)

There are several reasons why hard drives move data so much faster than floppy drives. The first has to do with rotation speed. Hard disks spin up to 3600 revolutions per minute (rpm), about 12 times as fast as floppies, which usually spin at about 300 rpm.

Hard disk sectors are also

Call (800) 621 SAVE ^{In Illinois} (312) 280-0002

for THE™ highest quality and best value in computer products anywhere.

THE™

Thompson, Harriman and Edwards Computer Products Company, Ltd.

COMMUNICATION

All THE™ Modems are Hayes Compatible

THE™ Internal Modems



For IBM™ XT/AT and compatibles, feature auto answer, dial and re-dial w/built-in speaker, RS232-C serial port and FREE communication software.

1200 BAUD INTERNAL

\$109.00*

Retail Price \$148 75

2400 BAUD INTERNAL

\$197.00*

Retail Price \$332.00

THE™ External Modems

For IBM™, Apple™ and other computer systems. These self-testing 1200 and 2400 Baud modems come with auto answer, auto dial, re-dial, and built-in speaker with volume control.

1200 BAUD

2400 BAUD

\$119.00* \$259.00*

Retail Price \$161 25

Retail Price \$346 75

RAM MEMORY



GUARANTEED FOR LIFE!

64K Upgrades for IBM™ PC or XT

\$7.75*

256K Upgrades for IBM™ PC/XT/AT

26.10*

VIDEO CARDS

For the IBM™ XT/AT and Compatibles

THE™ H720 MONOGRAPHS

This short slot graphics card w/132COL capability and Printer Port is 100% IBM™ and Hercules™ compatible.

Retail Price \$91 25

\$67.00*

THE™ EGA PLUS

100% IBM™ EGA/Hercules Graphics/CGA/MDA compatible, w/Printer Port. EGA Plus is perfect for high resolution graphics, w/256K standard. Retail Price \$300.64

\$220.00*

THE™ COLOR CARD

Features 320x200/640x200 graphics and 80x25 alphanumeric with 100% IBM™ color card compatibility, with Printer Port.

Retail Price \$75 00

\$60.00*

MULTIFUNCTION

For IBM™ XT/AT and Compatibles

THE™ MULTI I/O

100% AST™ I/O+ compatible w/serial, parallel and game ports standard, clock/calendar, RAMdisk and Print Spooler, Second Serial Port optional. Retail Price \$75 00

\$60.00*

THE™ 2MB EMS RAM CARD

Meets Lotus™ /Intel™ specs, compatible with Microsoft™ Windows, Lotus, Framework and more. RAMdisk/Print Spooler, software included, w/OK. Retail Price \$172.00

\$99.00*

THE™ MULTI 384

100% AST™ SixPack compatible. Features 0-384K additional memory, serial and parallel ports, clock/calendar w/battery backup, RAMdisk and Print Spooler, w/OK.

Retail Price \$90 00

\$67.00*

STORAGE DEVICES

For the IBM™ XT/AT and Compatibles

THE™ 20MB HARD DISK SUBSYSTEM



This half height internal 20MB disk drive comes with a short slot controller card, connecting cables and manual.

Retail Price \$458 75

\$347.00*

THE™ 20 + 20 SUBSYSTEM



The 20MB streaming tape drive packaged together with our 20MB Hard Disk allows you to backup the entire contents of your 20MB hard disk in minutes

Retail Price \$980.00

\$695.00*

THE™ 20MB HARD DISK ON A CARD



This 3.5" 20MB hard disk and controller on a single card features simple plug-in and go installation and disk slot saving efficiency

Retail Price \$500 00

\$375.00*

*PC NETWORK MEMBERS BUY HARDWARE AND SOFTWARE AT WHOLESALE + 8% AND GET 14-30 DAY SOFTWARE RENTAL†

Please (✓) all boxes that apply:

Basic Membership

With 14 Days Rental

Business Software Rental Library
Games Software Rental Library

1 Year \$8 2 Year \$15

\$25 add'l per year

\$10 add'l. per year

Validation Number
JN3

Special V.I.P. Membership

With 30 Days Rental

BOTH Business and Game Software Rental Libraries

1 Year \$15 2 Year \$25

\$30 add'l per year

Bill My Credit Card VISA MasterCard American Express

Account Number

Exp. Date mon. yr.

Check or Money Order Enclosed for \$

Name

Address Apt. No.

City State Zip

Telephone: ()

My Computer(s) is: IBM IBM XT IBM AT

Apple II Macintosh Other

Signature

(Signature required to validate membership)
Copyright © 1986, PC NETWORK, INC.

MEMBERS GET...

500 PAGE WHOLESALE CATALOG

30,000 Listed Items and Their Wholesale Prices

PERIODIC NEWSLETTERS

With Catalog Updates and Reviews

10 DAY RETURNS

On Hardware — If You Don't Like It, Return It, No Questions Asked

24 HOUR BULLETIN BOARD

10,000 Free Software Programs to Download

CUSTOMER SERVICE + TECHNICAL SUPPORT

Help to Get the Best Products for Your Needs, and Solve Any Hardware or Software Problem

Mon.-Fri. 8am - 7pm

Saturday 9am - 5pm CST

Customer Service and Order Status:
(312) 280-1567 Mon.-Fri. 8:30am-4:30pm

PC NETWORK

320 West Ohio Street
Chicago, Illinois 60610

THE™ BACKED BY A \$90 MILLION COMPUTER PRODUCTS COMPANY CARE PACKAGE

THE™ commitment to our customers is compatibility, quality, value, service and support

THE™ backs every product with a 45 DAY MONEY BACK GUARANTEE

and a

1 YEAR WARRANTY ON PARTS AND LABOR

*All Prices Listed in this Ad are Wholesale Only PC Network Members Pay Wholesale Plus 8% Prices Subject To Change Without Notice Products Subject To Availability

IBM, Lotus, Apple, Windows, and Macintosh are trademarks of their respective owners. © 1986 PC Network, Inc.

PC WORLD

"THE's bottom line? The PC+ is a highly compatible clone worthy of consideration..."

PC
MAGAZINE

"THE™ PC+ is well built and has enough company support behind it to make it a very attractive alternative to higher priced competition."

Computer Dealer

"...the unit became the preferred computer in our office, which has several name brands as possible alternatives..."

THE™ PC+ COMPUTER is compatible with all business, professional and personal software written for the IBM™ PC. It will also enhance your productivity with its ability to switch to an 8 megahertz clock rate, enabling you to run your software twice as fast as the IBM™ PC. THE™ PC+ also comes standard with an 'AT' style keyboard, correcting the inefficiencies found by IBM™ on their regular PC keyboard. 256K standard (640K optional) on the mother board will allow you to run memory intensive programs such as Lotus 1-2-3, dBase III and Framework without adding extra memory cards. Plenty of power, with a 150 Watt source and lots of room for expansion with 8 card slots, is also standard. Base unit includes:


256K RAM,
Computer with One
360K 5¼" Floppy
Drive, Dual Turbo
Clock Speed, 8
Expansion Slots,
150 Watt Power
Supply, 'AT' Style
Keyboard.

Retail Price \$586.25

Special
Wholesale
Price

\$444.00*

THE™ 12"
Dual Frequency
Mono Monitor,
Amber TTL
As Shown
\$80.00*



Computer
Shopper
Magazine
Reader Poll

THE MOST INCREDIBLE LIMITED TIME OFFER IN COMPUTER HISTORY FROM THE™ and PC NETWORK

THE™ PC



100% IBM™ PC/XT

compatible

256K RAM


360K 5.25"

Disk Drive,

Turbo Speed,

"AT" Style

Keyboard



Retail Price \$586.25

ALL THE™ PRODUCTS in this special SALE are offered thru

PC NETWORK

CALL TOLL FREE JIN3

(800) 621-SAVE

In Illinois Call (312) 280-0002

\$444.00*

\$469.00* for 640K System

Dealer Inquiries Welcome, Call THE™ at (312) 642-9626

located closer together than floppy disk sectors, and the data on each sector is packed more densely. Locating sectors close together reduces *access time*, the average amount of time it takes the read/write head to find a sector. This factor, together with the dense data format and fast rotation speed, allows the hard drive to access much more data than a floppy for a given amount of time.

Performance of this type requires advanced technology. To eliminate friction, the drive's read/write head actually flies above the surface of the disk, supported by a microscopic (about .00015-inch) layer of trapped gas. The gap between the read/write head and the disk is so small that a tiny speck of airborne dirt—or even a particle of tobacco smoke—can scratch the delicate disk surface. To prevent contamination accidents, the disk and read/write machinery are sealed in a housing filled with clean, inert gas or carefully filtered air.

Another key factor in hard drive technology is the interface between the drive and the computer. It doesn't matter how fast a drive can read or write if it can't move data to the computer with commensurate speed. Most floppy drives use a comparatively slow serial interface which transmits one bit (binary digit, a one or zero value) of data at a time. Hard drives typically use a variation of SCSI (Small Computer Systems Interface, pronounced *scuzzy*), an interface that supports much faster transfers.

Subdirectories And Partitions

Hard drives can store hundreds, even thousands of files. If you think it's difficult to find a file on a floppy disk that has dozens of files, imagine searching through a disk directory that contains thousands of filenames. Without some way to organize the drive's contents, simply finding a file could be a nightmare. Hard drives can be organized in two fundamental ways: with partitions and with subdirectories.

Like floppy disks, hard disks need to be formatted before you use them for the first time. After formatting, most hard disks are then compartmentalized into two or more separate *partitions*. If you vi-

ualize the entire hard drive as a conventional filing cabinet, then a partition is the equivalent of a drawer. Each partition is logically distinct and can be used, for practical purposes, as if it were a physically separate drive. Figure 1 illustrates the partitioning of a 20-megabyte drive for the Atari ST. Drives A: and B: always refer to floppy drives. In this case, drives C:, D:, and E: are all partitions, or logical drives, contained in a single hard drive unit.

If a partition is equivalent to a file drawer, then a *subdirectory* is equivalent to a folder within the drawer. Related files are usually grouped together in the same subdirectory: You might store word processing files in one subdirectory, database files in another, and so forth. Figure 2 shows the directories

for drives C:, D:, and E: (on the ST's desktop, subdirectory entries are marked with a graphics symbol and appear at the top of the main directory).

In addition to files, a subdirectory can contain other subdirectories. Figure 3 shows the partial contents of the DEGAS subdirectory on drive C: of this particular system. Notice that this subdirectory contains several subdirectories. A well-organized hard drive may contain subdirectories nested several levels deep.

Using A Hard Drive

Hard drives are reliable, but they're still susceptible to misuse and accidents of nature. In the worst case—for instance, if you suffer a power failure in the midst of a massive file update—an accident can garble the

Figure 1: Hard Drive Partitions

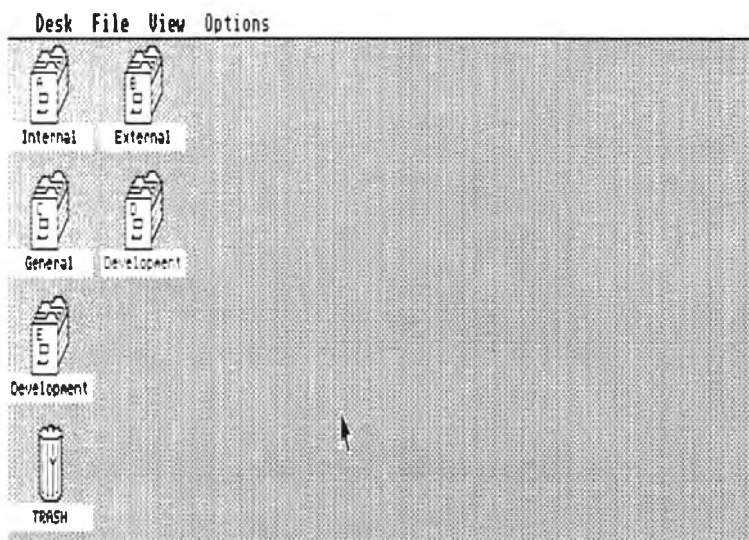


Figure 2: Partition Directories

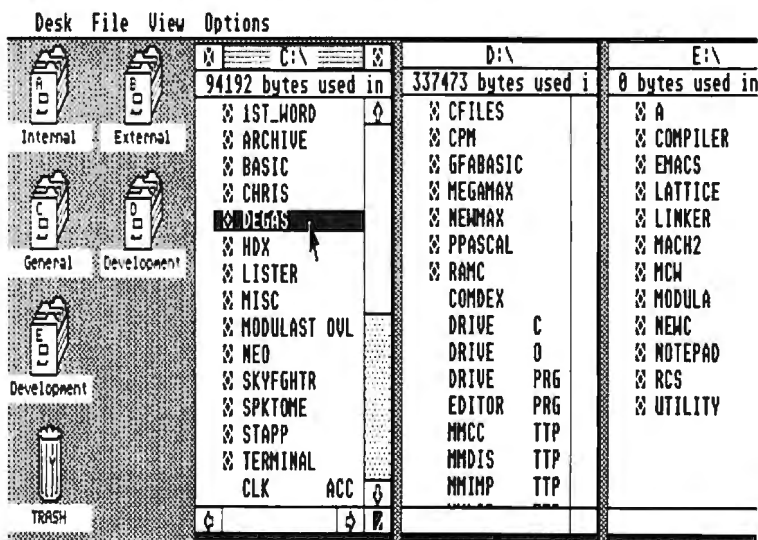


Figure 3: Subdirectories

Desk File View Options

Internal		External	
General	Development		
Development			
TRASH			

C:\DEGAS\				E:\
512851 bytes used in 64 items.				used in
⊗	AUTO	10-29-86	09:26 am	
⊗	BLOCKS	10-29-86	09:26 am	PILER
⊗	BRUSHES	10-29-86	09:27 am	CS
⊗	FILLS	10-29-86	09:27 am	TICE
⊗	FONTS	10-29-86	09:27 am	KER
⊗	PRINTERS	10-29-86	09:28 am	H2
	ASSIGN SVS	510 10-29-86	09:30 am	
	BOXES FIL	64 11-20-85	12:17 am	ULA
	BRUSH1 BRU	64 11-20-85	12:17 am	C
	CASCADE FIL	64 11-20-85	12:17 am	EPAD
	CHECKER FIL	64 11-20-85	12:17 am	
	CIRCLE BRU	64 11-20-85	12:18 am	LITY
	CLUB FIL	64 11-20-85	12:18 am	
	COMPUTER FMT	2850 11-20-85	12:18 am	
	CRAP FMT	2850 11-20-85	07:33 am	
	DEGAS DRG	67888 11-20-85	12:18 am	

entire contents of the drive. Because the read/write head floats so close to the rapidly spinning disk, hard drives are especially sensitive to being bumped or jostled during operation. If you need to move the drive, you must run a special program to "park" the read/write head in a safe landing zone on the disk surface.

The enormous capacity of a hard drive makes regular backups an absolute necessity. The more data you put on a drive, the more vulnerable it becomes to a single accident. Many hard drive owners copy critical data onto floppy disks; there are a number of utility programs to make this process relatively painless. You can also buy high-speed tape drives for the same purpose, although these units sometimes cost more than the unit they're designed to serve.

Hard drives have also added a new wrinkle to the copy-protection controversy. Some hard disk owners have become foes of copy-protection—not because they condone piracy, but because a copy-protection scheme that prevents a program from running on a hard drive defeats the purpose of buying a hard drive in the first place. Any copy-protection that keeps you from making illegal copies on a floppy will probably prevent you from storing the program on a hard drive, as well. If you're forced to load the program from a copy-protected floppy disk, you lose the time savings of loading it from the much faster hard drive. In the worst case, the software might take control of

the system when it boots and prevent you from storing data files on the hard drive, making its large storage capacity useless.

Partly in response to such concerns, some software companies are removing copy-protection completely. A compromise solution is to allow the software to run on a hard drive, but only if you plug in a dongle or boot up with a key disk in the floppy drive. Once the program has determined that you are using a legal copy, it can allow you to store and retrieve data files from the hard drive.

The Sludge Factor

New hard disk owners are often tempted to put their entire software libraries on the hard drive, but that's usually not a good idea. Clogging the drive with a multitude of files and subdirectories makes the disk's organization more complex. In such an environment, files tend to become fragmented—located in scattered, noncontiguous disk sectors. The more fragmented the file structure, the longer it takes the drive to access the file.

There's no question that a heavily loaded drive runs slower than one that's comparatively empty. At the time this article was being written, we happened to receive a new 20-meg hard drive for evaluation. To confirm that the "sludge factor" is real, I ran the test program just after formatting the new drive, when it was still completely empty. The time was a sparkling 8:58, significantly faster than the result from our other hard drive, which

had only 380,000 bytes free on the partition where I ran the test. Then I loaded the new drive with files until the current partition had only 380,000 bytes free, and I ran the test again. The result was a time of 10:56, a full minute and a half slower than when the drive was empty.

Not surprisingly, the increased use of hard disk drives has led to a whole new category of software. Two of the most popular hard drive utilities are catalog programs, which print a comprehensive catalog of everything on a drive, and file finders, which sift through every subdirectory on the drive and tell you exactly where a designated file resides.

Who Needs One?

Should you buy a hard disk drive? If your major use of a computer is to play "Laser Blasters" two or three times a week, the answer is probably no. Entertainment programs often use copy-protection schemes that take over the system completely and run only from a floppy disk. Many games don't access the disk while running, anyway, so you have little to gain by shaving, say, ten seconds off the time it takes to load the game.

On the other hand, a hard disk drive may be a necessity for a business or a software developer. Developers use them to speed the process of compiling new programs, and businesses are always looking for ways to enhance productivity. A hard drive is also a boon to anyone who operates a computer bulletin board: A large-capacity hard drive can provide fast, ready access to thousands of archive files. If you're a heavy user of bulletin boards or commercial information services, a hard drive can make life easier, too: Disk-related delays become a thing of the past, and you can capture enormous files without any fear of running out of disk space.

What these groups have in common is that they tend to use software that's highly disk-dependent. If you regularly deal with large quantities of data or a great number of disk files, a hard drive might be a useful acquisition. The more disk-intensive the activity, the more you stand to benefit from the large capacity and fast access time of this device. ©

The New, High-Quality Dot-Matrix Printers

Kathy Yakal, Assistant Features Editor

New laser printers may be getting most of the high-technology headlines these days, but the marked improvement in dot-matrix printer capabilities is the most important news for many computer users. The emergence of near-letter-quality (NLQ) and even letter-quality (LQ) dot-matrix printers at reasonable prices is a trend that's offering computer users better printing at lower costs than ever before.

In the early days of personal computing, choices were limited when it came to picking a printer. Even dot-matrix printers with relatively few features and rough printing capabilities could be expensive and unwieldy. Of course, personal computers were also significantly more expensive then, so it didn't seem unreasonable that peripherals would also be a major expense.

When the home computer market exploded in the early 1980s, manufacturing costs for both computers and peripherals started to decrease. Numerous small companies began to manufacture printers for personal computers, and many existing consumer electronics companies added printers to their product lines.

Dot-matrix and thermal printers have been the most popular among personal computer owners, chiefly because their prices have been within the budget of many consumers. The first dot-matrix printers used a printhead consisting of a vertical row of stacked wires, usually in a 5 × 7 or 8 × 8 matrix pattern. These wires are hammered into an inked ribbon which then strikes the paper in various patterns to form different characters.

Thermal printers, which use heated wires to burn off a coating on special thermal paper, have also been relatively inexpensive, but require special paper that is flimsy and smears easily.

For many computer users, daisywheel printers have traditionally been too expensive, and their inability to print graphics characters has further limited their popularity in the home and educational markets. A daisywheel printer has a printhead composed of formed characters located on the ends of spokes—or petals—that emanate from a central, spinnable hub. Shaped much like a daisy, these printers give the most professional look to alphanumeric characters and have been popular—and affordable—in business.

Over the last couple of years, however, printing capabilities for personal computer owners have continued to improve. Dot-matrix printers today, even the least expensive, generally offer more features, faster speeds, and better quality. At the same time, dot-matrix printers using 24-pin printheads, previously considered a tool for business applications, have started to move downward in price and are now almost within the financial reach of home computer owners. Offering more features and flexibility, these high-quality dot-matrix printers are starting to compete for the consumer's attention. And they even threaten to make daisywheel printers obsolete for business purposes in the future.

A Good Business Tool

For now, however, the newest high-end dot-matrix printers have yet to become household items. "Twenty-four-pin printers at this time are going into the busi-

PROTECTO ENTERPRISES

"The Computer Experts"

22292 N. Pepper Rd., Barrington IL 60010

• OUR WARRANTY •

All our products carry a minimum 90 day warranty from the date of purchase. If problems arise, simply send your product to us via U.P.S. prepaid. We will IMMEDIATELY send you a replacement at no charge via U.P.S. prepaid. This warranty proves once again that... *We Love Our Customers!*

COMMODORE 64c



Includes the GEOS program.

SALE \$ 159.95

List \$299

BLUE CHIP DISK DRIVE



SALE \$ 159.95

List \$249

COMMODORE 128



SALE \$ 289.00

List \$399

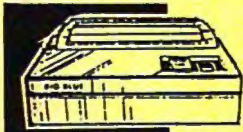
1571 DISK DRIVE



SALE \$ 259.95

List \$349

BIG BLUE PRINTER



This is the affordable printer you've waited for! 8½" letter size, 80 column dot matrix, heat transfer printer features upper and lower case, underline, graphics, word processing, and much more.

SALE \$ 39.95

List \$199


PRINTER & TYPEWRITER COMBINATION

Superb Silver Reed letter quality daisy wheel printer/typewriter, just a flick of the switch to interchange. Extra large carriage, typewriter keyboard, automatic margin control, compact, lightweight, drop in cassette ribbon! Includes Centronics Parallel Interface

SALE \$ 179.95

List \$299

13" COLOR MONITOR



High Resolution, 1000 character display, with built in audio speaker with volume control.

SALE \$ 179.95

List \$329

TV TUNER

Now switch your computer monitor into a television set with the flick of a switch. This Tuner has dual UHF/VHF selector switches, mute, automatic fine tuning and computer/TV selector switches. Hooks up between your computer and monitor! Inputs included for 300 ohm, 75 ohm, and UHF.

SALE \$ 49.95

List \$130

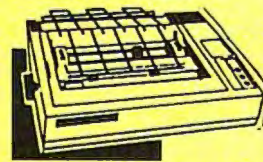
160-180 CPS N.L.Q. 180 PRINTER

This printer has a Near Letter Quality button on the front panel. No more turning the printer on and off. The 8K buffer will free up your computer four times faster than conventional printers and the high speed will keep you computing more than printing. Super graphics along with Pica, Elite, Italics, and Condensed print. Lifetime Warranty on Print Head plus 6 month immediate replacement warranty.

SALE \$ 199.00

List \$499

COMSTAR 1000 PRINTER




Print letters, documents, ect., at 100 cps. Works in Near Letter Quality mode. Features are dot addressable graphics, adjustable tractor and friction feed, margin settings, pica, elite, condensed, italics, super/subscript, underline, & more. CBM Interface Included.

SALE \$ 179.95

List \$349

12" 80 COLUMN MONITOR




High Resolution amber or green screen monitor. 80 col. x 1000 lines at center. Non-glare screen. Works terrific with IBM, Apple and Laser business computers.

SALE \$ 99.00

List \$129

14" RGB & COMPOSITE COLOR MONITOR



High Resolution, 80 column Monitor. Switch from RGB to Composite. (C128 - IBM - Apple) RGB cable \$19.95. Add \$14.50 shipping.

SALE \$ 237.00

List \$399



TO ORDER CALL (312) 382-5244

8 am - 8 pm CST Weekdays / 9 am - 12 noon CST Saturdays



BEST SERVICE IN THE USA • ONE DAY EXPRESS MAIL • 15 DAY FREE TRIAL • VOLUME DISCOUNTS • OVER 500 PROGRAMS • CUSTOMER LIST OF OVER 3,000,000 - LARGEST IN THE USA

FOR FREE CATALOG CALL (312) 382-5244
CALL BEFORE YOU ORDER: PRICES MAY BE LOWER & WE OFFER SPECIAL SYSTEM DEALS

MUSICAL KEYBOARD

This sturdy 40 key professional gauge spring loaded keyboard gives the feel and response of a real keyboard instrument. (Conductor software required)

SALE \$ 69.00

List \$159.95

1200 BAUD MODEM

Save time and money with this 1200 Baud modem. It has many features you expect a modem to have plus 4 times the speed!

SALE \$ 79.95

List \$199

COMPUTER CLEANERS

TV/Monitor Screen Restorer & Cleaning Kit, Disk Drive Cleaner, Anti-Static Keyboard Cleaner

*Choose any of these three computer cleaners for only \$9.95 each!

SALE \$ 9.95*

List \$19.95

SUPER AUTO DIAL MODEM



Features on-line clock, dialing from keyboard, capture and display high resolution characters, and much more.

SALE \$ 29.95

List \$99

SINGLE SIDED DOUBLE DENSITY DISKS

100% Certified 5 1/4" floppy disks. Lifetime Warranty. 1 Box of 100 \$29.00 List \$1.99 each

.29¢ ea.

SPECIAL BONUS COUPON

We pack a special software discount coupon with every Computer, Disk Drive, Printer, or Monitor we sell! This coupon allows you to **SAVE OVER \$250** off sale prices!

(EXAMPLES)

Name	List	Sale	Coupon
B. I. Homepak	\$49.95	\$19.95	\$17.95
Super Huey II	\$19.95	\$12.95	\$11.95
Flight Control Joystick	\$19.95	\$12.95	\$10.00
Newsroom	\$49.95	\$32.95	\$29.95
Leader Board	\$39.95	\$23.95	\$22.95
TV Tuner	\$99.95	\$49.95	\$39.95
Commando	\$34.95	\$21.95	\$21.95
Create with Garfield	\$29.95	\$16.95	\$14.95
Geos	\$59.95	\$39.95	\$37.95
SAT The Perfect Score	\$69.95	\$42.95	\$39.95
World Games	\$39.95	\$24.95	\$22.95
Trinity	\$34.95	\$24.95	\$22.95
C128 Partner	\$69.95	\$49.95	\$44.95
Robotics Workshop	\$149.95	\$124.95	\$114.95
C128 Programmers Reference Guide	\$21.95	\$12.95	\$ 9.95

(See over 100 coupon items in our catalog.)

ACCESS

ACTION PACK (D)	\$19.95
LEADER BOARD (D)	23.95
LEADER BOARD COURSES (D)	13.95
MACH 5 (C)	19.95
MACH 128 (C)	28.95
TENTH FRAME (D)	23.95

ACCOLADE

ACE OF ACES (D)	\$18.95
DAM BUSTERS (D)	18.95
FIGHT NIGHT (D)	18.95
HARDBALL (D)	18.95
LAW OF THE WEST (D)	18.95
KILLED UNTIL DEAD (D)	18.95

BLUE CHIP

BARON (D)	\$14.95
MILLIONAIRE (D)	14.95
TYCOON (D)	14.95

BCI

TOM WEISKOPF PRO GOLF (D)	\$11.95
MR. TESTER (D)	5.95
PRINTERS LIB. 1 (D)	8.95
PRINTERS LIB. 2 (D)	8.95
DATABASE MGR./PLUS - C128 (D)	14.95
TASK FORCE (D)	4.95

BRODERBUND

PRINT SHOP (D)	\$25.95
GRAPHICS LIB. 1,2 or 3 (D)	15.95
COMPANION (D)	22.95
TOY SHOP (D)	38.95
WHERE IS CARMEN SAN DIEGO (D)	21.95
GRAPHICS LIB. HOLIDAY ED. (D)	15.95

ELECTRONIC ARTS

HEART OF AFRICA (D)	\$9.95
ONE ON ONE (D)	9.95
PINBALL CONSTRUCTION (D)	9.95
MUSIC CONSTRUCTION (D)	9.95
RACING DESTRUCTION (D)	9.95
MARBLE MADNESS (D)	22.95
CHESSMASTER (D)	25.95
BATTLEFRONT (D)	25.95
LORDS OF CONQUEST (D)	22.95

DATA SOFT

221 B BAKER STREET (D)	\$17.95
MERCENARY (D)	17.95
NEVER ENDING STORY (D)	17.95
MIND PURSUIT (D)	17.95
VIDEO TITLE SHOP (D)	17.95
THEATRE EUROPE (D)	19.95

DESIGNWARE

BODY TRANSPARENT (D)	\$24.95
EUROPEAN NATIONS & LOCATIONS (D)	22.95
STATES AND TRAITS (D)	22.95

HAYDEN

SARGON II (D)	\$9.95
SAT VERBAL (D)	14.95
SAT MATH (D)	14.95
SAT PRACTICE TEST (D)	14.95

COSMI

SUPER HUEY II (D)	\$12.95
TALLADEGA (D)	18.95
BEYOND FORBIDDEN FOREST (D)	18.95

DATA EAST

COMMANDO (D)	\$22.95
KARATE CHAMP (D)	22.95
KUNG FU MASTER (D)	22.95

EPYX

CHAMPIONSHIP WRESTLING (D)	\$22.95
FAST LOAD (C)	22.95
MOVIE MONSTER (D)	22.95
WINTER GAMES (D)	22.95
WORLD GAMES (D)	22.95
WORLD KARATE (D)	16.95
WORLD'S GREATEST FOOTBALL (D)	22.95

FIREBIRD

COLOSSUS CHESS (D)	\$28.95
ELITE 64 (D)	18.95
FRANKIE GOES TO HOLLYWOOD (D)	19.95
BATTLE OF BRITAIN/MIDWAY (D)	9.95
IWO JIMA/FAULKLANDS (D)	9.95
TALKING TEACHER (D)	22.95

HI TECH EXPRESSIONS

CARD WARE (D)	\$4.95
HEART WARE (D)	9.95
PARTY WARE (D)	9.95
WARE WITH ALL KIT (D)	9.95
HOLIDAY PRINT PAPER (D)	7.95

SUB LOGIC

FLIGHT SIMULATOR II (D)	\$31.95
JET (D)	25.95
FOOTBALL (D)	25.95
BASEBALL (D)	31.95

S.S.I.

ROADWAR 2000 (D)	\$23.95
BATTLE OF ANTIETAM (D)	31.95
GETTYSBURG (D)	32.95
MECH BRIGADE (D)	32.95
NAM (D)	23.95
U.S.A.A.F. (D)	32.95
KAMPFGRUPPE (D)	32.95
WAR SHIP (D)	32.95

SOFTSYNC

ACCOUNTANT, INC. C128 (D)	\$29.95
DESK MANAGER (D)	24.95
KID PRO QUO (D)	19.95
MODEL DIET (D)	19.95
TRIO C64 (D)	29.95

SPINNAKER

DELTA DRAWING (C)	\$9.95
NUMBER TUMBLERS (C)	9.95
SEA SPELLER (C)	9.95
UP & ADD'EM (C)	9.95

Add \$3.00 (\$10.00 for hardware) for shipping, handling, and insurance. Illinois residents please add 6 1/2 % sales tax. Add \$6.00 (\$20.00 for hardware) for CANADA, PUERTO RICO, HAWAII, ALASKA, APO-FPO orders. All orders must be in U.S. Dollars. WE DO NOT EXPORT TO OTHER COUNTRIES EXCEPT CANADA. Enclose Cashier Check, Money Order or Personal Check. Allow 14 days for delivery, 2 to 7 days for phone orders, 1 day express mail. Prices & Availability subject to change without VISA-MASTER CARD-C.O.D. notice. Hardware shipping prices vary according to weight. Please call for amount. No APO-FPO for Monitors. C.O.D. on phone orders only.


ness market," says Brian Kennedy, marketing manager for Star Micronics, a major printer manufacturer. "This is determined by the price. In general, they start at \$900-\$1,000, so this is not going to penetrate the consumer market too much."

Kennedy sees three strong points for these new dot-matrix models that make them competitive with daisywheel printers. First, for business correspondence, which has traditionally been geared toward a daisywheel printer, the new 24-pin printers have a letter-quality mode (as opposed to near-letter-quality mode on 9-pin printers) that is virtually indistinguishable from daisywheel print. In 99 percent of the cases, says Kennedy, people would accept it as a good vehicle for business correspondence.

Second, these new dot-matrix models offer the high speed that a daisywheel cannot provide. The average speed of a daisywheel is between 30 and 40 characters per second (cps), while 24-pin printers in letter-quality mode run around 100 cps. Plus, they offer higher speed draft printing for documents not requiring letter-quality type. Draft mode on some 24-pin printers can operate as fast as 300 cps.

Third, 24-pin printers offer high-resolution graphics. Daisywheels are limited to the characters on the printwheel.

Beyond those advantages, many 24-pin printers provide additional flexibility to the user. Juki Office Machines, which targets its 24-pin printers primarily to the business and government users, has printers that let you load and print sheets and envelopes at the same time. For example, the Juki Model 7200 also offers extremely high-resolution graphics (360 X 360), can print on forms as small as a business card or as large as 17 X 24-inch paper, and can operate under adverse conditions like high humidity. These capabilities make it competition not for 9-pin dot-matrix printers or daisywheels, but for highly sophisticated laser printers.

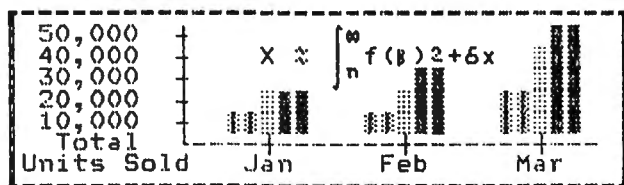


ENLARGED MODE

ENLARGED & CONDENSED

ENLARGED & EMPHASIZED

ENLARGED & EMPHASIZED & CONDENSED



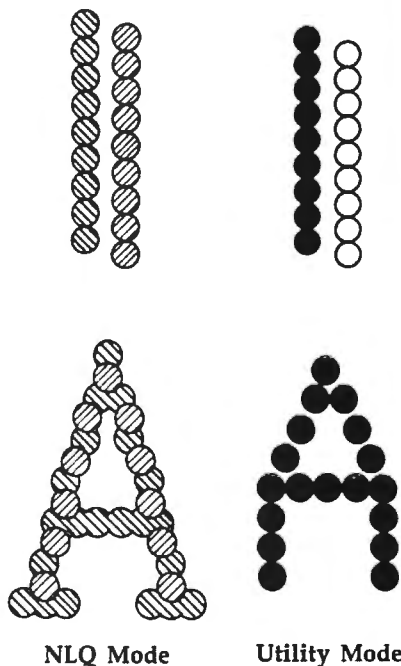
Example Report Legend:

▤ = Last Year's Actual Sales

▦ = This Year's Projected Sales

■ = This Year's Actual Sales

The secret to Output Technologies' 700 series of printers is the unique Tri-Head printing mechanism. By using three nine-pin printheads that operate simultaneously, these printers can run at speeds of up to 700 characters per second. Prices begin at \$1,995.



Okidata's dot-matrix business printers offer high print quality using a dual nine-pin printhead. In NLQ mode, both columns of staggered print wires strike the ribbon to create overlapping dots and develop a fully formed character. Characters are formed in a single pass of the print line at one-half the rate of utility mode (100 cps). In utility mode, twice as many characters are formed in the same amount of time (200 cps). Only one column of print wires operates per print line to form draft characters without overlapping dots.

'64 or '128 Software Take your Pick!

BASIC Compiler

Complete BASIC compiler and development package. Speed up your programs 3x to 35x. Compile to machine code, compact p-code or both. A great package that no software library should be without. '128 version: 40 or 80 col. monitor output and FAST mode operation, extensive 80-page programmer's guide. C-64 \$39.95 C-128 \$59.95

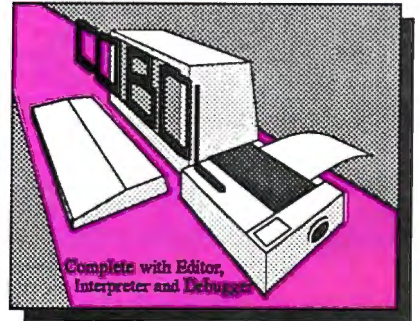
BASIC Compiler



Speeds up your BASIC programs by 3 to 35 times. For C-64 and C-128

COBOL

Now you can learn COBOL, the most widely used commercial programming language, on your 128 or 64. COBOL Compiler package comes complete with syntax-checking editor, interpreter and symbolic debugging aids. New '128 version works with 40/80 column monitors and is quicker than the '64 version. C-64 \$39.95 C-128 \$39.95



Complete with Editor, Interpreter and Debugger

Super C

For software development or school. Learn the C language on the '64 or '128. Compiles into fast machine code. Combine M/L & C using CALL; 51K available for object code; Fast loading; Two standard I/O libraries plus math & graphic libraries. Added '128 features: CP/M-like operating system; 60K RAM disk. C-64 \$59.95 C-128 \$59.95

C Language Compiler

Learn the language of the 80's and beyond on your '64 and '128

New C-128 Version!

Super Pascal

Complete system for developing applications in Pascal. Extensive editor. Standard J & W compiler. Graphics library. If you want to learn Pascal or develop software using the best tool available, Super Pascal is your first choice. Added '128 features: RAM disk; 100K source/one drive or 250K/two; 80/40 column. C-64 \$59.95 C-128 \$59.95

Pascal Language Compiler

Expand your programming horizons on your '64 and '128 with this second most used language


Best Seller

New C-64 Version!

Speedterm

Let your 64 or 128 communicate with the outside world. Obtain information from various computer networks. Flexible, command driven terminal software package. Supports most modems. Xmodem and Punter transfer protocol. VT52 terminal emulation with cursor keys, large 45K capture buffer & user definable function keys. Contains both versions C-64 & C-128 \$39.95

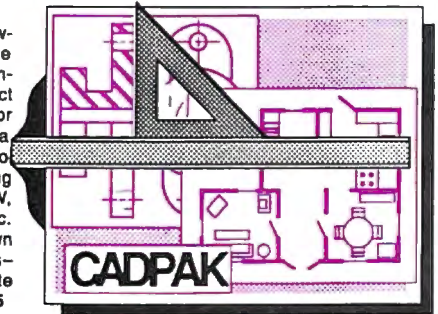
Use your 64 or 128 to communicate with the outside world



SpeedTerm

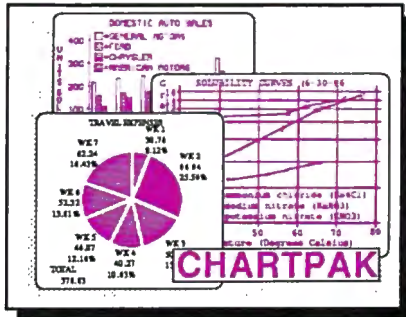
Cadpak

Easy-to-use interactive drawing package for accurate graphic designs. Dimensioning features to create exact scaled output to all major dot-matrix printers. Input via keyboard or lightpen. Two graphic screens for COPYing from one to the other. DRAW, BOX, ARC, ELLIPSE, etc. available. Define your own library of symbols/objects—store up to 104 separate objects. C-64 \$39.95 C-128 \$59.95



Chartpak

Create professional quality charts fast—without programming. Enter, edit, save and recall data. Interactively build pie, bar, line or scatter graph. Set scaling, labeling and positioning. Draw charts 8 different formats. Statistical routines for average, standard deviation, least squares and forecasting. Use data from spreadsheets. Output to most printers. C-64 \$39.95 C-128 \$39.95




PPM

Comprehensive portfolio management system for the 64 and 128. Manage stocks, bonds, mutual funds, T-bills; record taxable or non-taxable dividends & interest income; reconcile each brokerage account cash balance with the YTD transaction file; on-line quotes through Dow Jones or Warner. Produces any type of report needed to analyze a portfolio or security. C-64 \$39.95 C-128 \$59.95

Symbol	Type	Unit	Buy Date	Cost	Price	GC	Vol	Stk.
IBM	Stock	20	08/23/1988	1812.1164	1347.15	8287.00	638.25	17.34
IBM	Stock	20	07/29/1988	1265.1164	807.25	1615.21	137.78	14.24
Income								
Symbol	Type	Unit	Buy Date	Cost	Price	GC	Vol	Stk.
IBM	Div	0.00	07/31/1988					43.20
IBM	Div	0.00	07/31/1988					20.00
IBM	Div	0.00	06/30/1988					20.00
IBM	Div	0.00	06/30/1988					75.00
IBM	Div	0.00	06/30/1988					42.00
IBM	Div	0.00	06/30/1988					20.00
IBM	Div	0.00	06/30/1988					150.00
IBM	Div	0.00	06/30/1988					103.00

Call now for the name of the dealer nearest you. Or order directly from Abacus using your MC, Visa or Amex card. Add \$4.00 per order for shipping. Foreign orders add \$12.00 per item. Call (616) 241-5510 or write for your free catalog. 30-day money back software guarantee. Dealers inquires welcome—over 2000 dealers nationwide.


Abacus



P.O. Box 7219 Dept C3 Grand Rapids, MI 49510
Phone 616/241-5510 • Telex 709-101 • Fax 616/241-5021

COMMODORE APPLE

C64 COMPUTER



\$99

*WITH PURCHASE OF OUR SPECIALLY PRICED SOFTWARE

C-128



\$199

WITH PURCHASE OF 1571 DISK DRIVE

DISK DRIVES

\$139

1541 COMMODORE



DISK DRIVES

\$139

APPLE



MODEM



\$28

300 BAUD

MODEM

1200 BAUD HAYES COMPATIBLE

\$88



PRINTER



\$78

FREE HOME TRIAL



Star

SG-10C

- 120 CPS DRAFT
- 30 CPS
- NEAR LETTER QUALITY

\$188

MONITOR



FULL COLOR

RETAIL \$299

\$138



\$59

MONOCROME MONITOR (HIGH RESOLUTION)

RADAR DETECTOR



RETAIL VALUE \$249.00

\$78.00

PRO-TECH-TRONICS

6870 Shingle Creek Parkway #103
Minneapolis, MN 55430

QUICK DELIVERY



Caught In-Between

The price and capabilities of 24-pin dot-matrix printers put them in a very interesting market position right now—somewhere between 9-pin printers and laser printers, and parallel in some ways to daisywheels. Though their strongest appeal may still be to the business market, consumer interest is beginning to pick up.

"The 24-pin market is really growing in both areas [business and consumer]," says Dennis Cox, peripherals product manager for Epson America, a large printer manufacturer. "You're getting higher performance 24-pins that are going into the business market, and they are taking away significant chunks of the daisywheel market. On the other side, moving down, they are going into more price-sensitive environments, which tend to be the home and small business."

The overlap with the lower end of the printer market comes between high-end 9-pin printers and low-end 24-pin printers. In the \$600-\$1,000 price range, both are represented. In the long run, one or the other will likely be bypassed. Representatives of leading printer manufacturers predict that high-end 9-pin printers will be replaced in that market position by low-end 24-pin printers and that most 9-pin printers will eventually sell for under \$300 or \$400.

Several other factors will also be affecting the printer market during the next couple of years. New *printer drivers*—the short software programs that allow your word processor, spreadsheet, or other application to send the right signals to different printers—will be written to take advantage of the 24-pin printers. Much of existing consumer software is compatible with 9-pin printers; 24-pin printer drivers will have to be widely available for those printers to become accepted by consumers.

Several years from now, color printers are likely to be a larger part of the market than at present. While not a necessity for the computer owner now, they have a long-term potential that will quickly be realized when color-capable photocopiers become widely available. The fast-growing popularity of specialized print packages like *The Newsroom* and *Print Shop* are making it more desirable. Any dot-matrix printer, no matter what the pin configuration, is technically capable of printing color with the right hardware and software setup. Twenty-four-pin printers have finer pins that offer sharper resolution. As color becomes more of an issue for the printer market, so will the quality of that color.

More immediately important is the recent introduction of inexpensive IBM PC clones into the U.S. market. Printer manufac-

1-800-345-5080

GEOS INFO

Another Abacus Best Seller!

GEOS Inside and Out

If you use GEOS then our new book, *GEOS Inside and Out*, has the info you need.

A detailed introduction is laid out for the novice—beginning with how to load the GEOS operating system...how to create a backup...how to alter the preference manager...how to format disks...learn geoWrite and geoPaint in detail...use geoPaint for designing floor plans or drawing electronic diagrams. Easy-to-understand examples, diagrams and glossary are included to enlighten the beginner.

The advanced user will find more detailed information on GEOS's Internals and useful tricks and tips. Add a constant display clock—includes assembly and BASIC listing...complete listing of our FileMaster utility (converts your programs to GEOS format with an icon editor) with a line by line explanation...create a single-step simulator for observing memory and the various system registers...learn about windows and how to use them to your advantage...understand GEOS file structure.

If you're just getting started with GEOS or getting to the point of wanting to add your own applications, then *GEOS Inside and Out* will help you on your way. \$19.95

Coming Soon!

GEOS Tricks & Tips

Continuing the tradition established by our famous C-64 reference library, *GEOS Tricks & Tips* is a collection of helpful techniques for anyone who uses GEOS with their Commodore. It's easy to understand without talking down to the reader, and detailed in the applications of the routines. Includes a font editor to create up to 64 point text and a machine language monitor. A perfect companion volume to *GEOS Inside and Out*. Available Second Quarter. \$19.95

GEOS, geoWrite, geoPaint are trademarks of Berkeley Softworks.




To receive your copy of *GEOS Inside and Out* and/or *GEOS Tricks & Tips*, call now for the name of the dealer or bookstore near you. Or order directly using your Visa, MC or Amex card. Add \$4.00 per order for shipping and handling. Foreign orders add \$10.00 per book. Call or write today for your free catalog. Dealer inquires welcome—2000 nationwide.

Order both today!


You Can Count On
Abacus 

P.O. Box 7219 • Dept. C3
Grand Rapids, MI 49510
Telex 709-101 • Fax 616/241-5521
Phone 616/241-5510


Just a few of our books...




Anatomy of the C-64
Insider's guide to '64 Internals. Graphics, sound, I/O, kernel, memory maps, and much more. Complete commented ROM listings. 300pp \$19.95




Anatomy of the 1541 Drive
Best handbook on this drive, explains all. Filled with many examples programs, utilities. Fully commented 1541 ROM listings. 500pp \$19.95




Tricks & Tips for the C-64
Collection of easy-to-use techniques: advanced graphics, improved data input, CP/M, enhanced BASIC, data handling and more. 275pp \$19.95




Peeks & Pokes for the '64
Includes in-depth explanations of PEEK, POKE, USR, and other BASIC commands. Learn the "inside" tricks about your '64. 200pp \$14.95



Graphics Book for the C-64
Best reference, covers basic and advanced graphics. Sprites, hires, Multicolor, 3D-graphics, IRG, CAD, projections, curves. 380pp \$19.95



C-128 Internals
Important C-128 information. Covers graphic chips, MMU, I/O, 80 column graphics and fully commented ROM listings, more. 500pp \$19.95




1571 Internals
Essential reference. Internal drive functions. Explains various disk and file formats. Fully-commented ROM listings. 450pp \$19.95



C-128 Tricks & Tips
Fascinating and practical info on the C-128. 80-col hires graphics, bank switching. 300 pages of useful information for everyone. \$19.95



C-128 Peeks & Pokes
Dozens of programming quick-hitters, techniques on the operating system, stacks, zero page, pointers, and BASIC. 240pp \$16.95



C-128 BASIC 7.0 Internals
Get all the inside info on BASIC 7.0. This exhaustive handbook is complete with fully commented BASIC 7.0 ROM listings. \$24.95

Call now for the name of your nearest dealer. Or order direct with your credit card by calling 616/241-5510. Add \$4.00 per order for S&H. Foreign add \$12.00 per book.

Other books and software also available. Call or write for your free catalog. Dealers inquires welcome—over 2000 nationwide.

Commodore 64 and Commodore 128 are trademarks of Commodore Ltd.

Abacus 

P.O. Box 7219
Dept. C3
Grand Rapids, MI 49510
Telex 709-101 • Fax 616/241-5521
Phone 616/241-5510



Lyco Computer Marketing & Consultants

Since 1981



Lyco Computer is one of the oldest and most established computer suppliers in America. Because we are dedicated to satisfying every customer, we have earned our reputation as the best in the business. And, our six years of experience in computer mail-order is your assurance of knowledgeable service and quality merchandise.

We fill 95% of all orders every month. Here's how: • lowest prices anywhere • multimillion \$ factory fresh inventory • courteous, knowledgeable sales staff • 24-hour shipping on in-stock items

Plus: • free shipping in US on prepaid cash orders • no deposit on C.O.D. orders • no sales tax outside PA • full manufacturers' warranties apply • air freight, UPS Blue/Red shipping available

Call Lyco Computer. See for yourself why so many customers keep coming back to Lyco for the best prices, the most complete inventory, and our fast and courteous service.

To order, call toll-free:

1-800-233-8760

In Penna.: 1-717-494-1030

Customer Service:

1-717-494-1670

Or write:

Lyco Computer, Inc.

P.O. Box 5088

Jersey Shore, PA 17740



Risk-Free Policy: • prices show 4% cash discount add 4% for credit cards • APO, FPO, international add \$5 plus 3% for priority mail • 4-week clearance required on personal checks • compatibility not guaranteed • return authorization required • we check for credit card theft

Systems

Complete **COMMODORE-128** System

- Commodore 1902 A monitor
- Commodore 1571 Disk Drive
- Commodore 128 Computer


\$755



COMMODORE-64C System (90-day warranty) (reg. \$789)

- Commodore 64 C Computer
- 1541 C Drive
- Seikosha SP-1000 VC Printer
- 2 Joysticks

\$525



ATARI

1040 Mono System with Seikosha SP-1000A Printer (full warranty applies)

\$969



Atari System Special (full manufacturer's warranty) • Atari 130 XE Computer • 1050 Drive • Star NX-10 Printer (reg. \$697) **\$459**

Atari 520 ST Color System (full manufacturer's warranty) • SC-1224 Color Monitor • SF-354 Disk Drive • 520 Keyboard

\$775



1-800-233-8760

PRINTERS

Seikosha SP-1000VC.....	\$165
Panasonic 1080i.....	\$199
Star NX-10.....	\$199
Star NP-10.....	\$169
Citizen 120-D.....	\$179
Epson FX-85.....	\$355
Juki 5510.....	\$435



Panasonic

1091i.....	\$269
1092i.....	\$CALL
1592.....	\$419
1595.....	\$549
3131.....	\$249
3151.....	\$375
1080 AP IIC.....	\$239

EPSON

LX-86.....	\$225
EX 800.....	\$479

CITIZEN



Premiere 35.....\$469

MSP-10.....	\$285
MSP-15.....	\$385
MSP-20.....	\$325
MSP-25.....	\$485

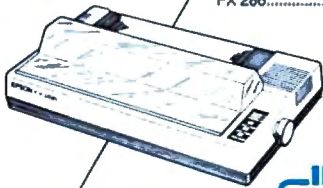


SPECIAL PRICES

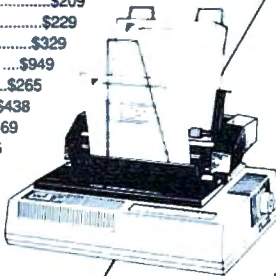
EX 1000.....	\$669
FX 286.....	\$479
LQ 800.....	\$529
LQ 1000.....	\$729

SEIKOSHA

SP 1000AP IIC.....	\$199
SP 1200Ai IBM.....	\$215
SP 1200ASi R5232.....	\$215
SP 180VC.....	\$159
SP 180Ai.....	\$165
SL-80Ai.....	\$375
MP 1300Ai.....	\$439
MP 5300Ai.....	\$579
BP 5420Ai.....	\$1099
1300 Color Kit.....	\$119
BP-5420 Ribbon.....	\$12.50
SP-1000 Ribbon.....	\$8.50



NX-10C.....	\$209
NL-10.....	\$229
NX-15.....	\$329
NB-15.....	\$949
SD-10.....	\$265
SD-15.....	\$438
SR-10.....	\$469
SR-15.....	\$535
NB24-15.....	\$729
ND-15.....	\$445
NR-15.....	\$529



Toshiba

321 P/S.....	\$479
P341P.....	\$669
P341S.....	\$699
P351 +.....	\$999

DIABLO

D25.....	\$549
P-32QC1.....	\$699
635.....	\$1029
D-80 IF.....	\$2395

Modems

Avatex	
1200hc.....	\$125
1200.....	\$89
Zoom	
PC 1200 ST (internal).....	\$189
PC 1200 XL (internal).....	\$259
PC 2400 ST (internal).....	\$329
PC 2400 XL (internal).....	\$349
Hayes	
Smartmodem 300.....	\$133
Smartmodem 1200.....	\$377
Smartmodem 1200B.....	\$347
Smartmodem 2400.....	\$598
Micromodem IIC.....	\$CALL
Smart 300 Apple IIC.....	\$CALL
Anchor	
Volkmodem 12.....	\$135
Commodore	
1670.....	\$129
Supra	
1064 Modem.....	\$49.95
Supra 300.....	\$39.95
Supra 1200.....	\$149.95
Atari	
XM-301.....	\$35



SPECIAL PRICE

OKIDATA


Okimate 20 ST.....	\$189
120 NLO.....	\$225
292.....	\$449
293.....	\$599
182.....	\$214
192 +.....	\$365
193 +.....	\$559

LEGEND

808.....	\$159
1080.....	\$199
1380.....	\$229
1385.....	\$289

JUKI

R5232 serial board.....	\$55
Juki 6300.....	\$739
Juki 6100.....	\$399



Monitors

Teknika	
MJ-22.....	\$249
MJ-305.....	\$309
MJ-503.....	\$529
Zenith	
ZVM 1220.....	\$89
ZVM 1230.....	\$89
ZVM 1240.....	\$139
ZVM 1350.....	\$385
Hitachi	
MM-1218 12" Green.....	\$99
MM-1220 12" TTL Amber.....	\$129
CM-1216 D 12" RGB.....	\$385
CM-1455 S 13".....	\$525
CM-1457 A 13" RGB.....	\$679
Thomson	
365 12 RGB.....	\$CALL
Monochrome from.....	\$89
Panasonic	
TR-122 MYP 12" Amber TTL.....	\$139
TR-122 M9P 12" Green TTL.....	\$139
Commodore	
1902 Color.....	\$289
1802 C.....	\$215
NEC	
Multisync.....	\$CALL
Princeton Graphics	
MAX-12 Amber.....	\$175
HV-12 RGB.....	\$458
SR-12 RGB.....	\$575

ER REED

.....	\$209
.....	\$489
.....	\$649
.....	\$740

We stock interfacing for Atari, Commodore, Apple and IBM



SUPER PRICES

SPECIALS

COMMODORE
HARDWARE

128 Computer.....	\$249
1571 Disk Drive.....	\$239
64C Computer.....	\$175
1541 C Disk Drive.....	\$175
1902 Monitor.....	\$289
1802 Monitor.....	\$215
C-1700 128K RAM.....	\$109.95
1750 RAM.....	\$169.95
Comtel Enhancer 2000 (C-64).....	\$149
Indus GT C-64 Drive.....	\$179
C-1350 Mouse.....	\$39
GEOS.....	\$CALL

ATARI
HARDWARE

SF 314 Disk Drive.....	\$219.95
SF 354 Disk Drive.....	\$175.95
1050 Drive (XE, XL series).....	\$129.95
SHD 204 20 MEG Drive.....	\$655.95
65XE.....	\$CALL
520 ST mono.....	\$CALL
Indus GT Atari Drive.....	\$179

Purchase orders accepted from educational institutions. Also, ask about volume discounts!

Optimized Systems:

Action.....	\$46.95
Action Tool Kit.....	\$18.95
Basic XE.....	\$46.95
Basic XL.....	\$36.95
Basic XL Tool Kit.....	\$18.95
Mac 65.....	\$46.95
Mac 65 Tool Kit.....	\$18.95

Strategic Simulations:

Battle of Antetern.....	\$32.95
Nam.....	\$24.95
Wargame Construction.....	\$18.95
Wizards Crown.....	\$24.95
Warship.....	\$39.95

Sublogic:

Flight Simulator II.....	\$31.95
Night Mission Pinball.....	\$21.95
Scenery Japan.....	\$15.95
Scenery #1 - #6.....	\$69.95

Epyx:

Eidolon.....	\$22.95
Karate Champ.....	\$18.95
Koronis Rift.....	\$22.95
Summer Games.....	\$23.95

Microprose:

Conflict in Vietnam.....	\$25.95
Decision in Desert.....	\$25.95
F-15 Strike Eagle.....	\$22.95
Kennedy Approach.....	\$19.95
Silent Service.....	\$22.95
Top Gunner.....	\$19.95

Microleague:

Micro League Baseball.....	\$24.95
General Manager.....	\$24.95
Stat Disk.....	\$15.95
'86 Team Disk.....	\$13.95

Broderbund:

Print Shop.....	\$25.75
Print Shop Companion.....	\$22.75
Graphic Library I, II, or III.....	\$15.75
Karateka.....	\$18.75
Bank St. Writer.....	\$29.75

ATARI
SOFTWARE

Access:	
Leader Board.....	\$23.95
Tournament #1.....	\$14.95
Triple Pack.....	\$14.95
10th Frame.....	\$26.75

Activision:

Hacker.....	\$15.95
Hitch Hikers.....	\$22.95
Leather Goddesses.....	\$22.95
Moonmist.....	\$22.95
Music Studio.....	\$22.95

Access:	
Leader Board.....	\$24.95
Tournament #1.....	\$13.95
10th Frame.....	\$23.95

Activision:

Ballyhoo.....	\$23.95
Borrowed Time.....	\$32.95
Championship Baseball.....	\$29.95
Championship Basketball.....	\$28.95
Championship Golf.....	\$New
Game Maker.....	\$New
Hacker.....	\$28.95
Hacker 2.....	\$32.95
Leather Goddesses.....	\$23.95
Little People.....	\$32.95
Moonmist.....	\$23.95
Music Studio.....	\$37.95
Paint Works.....	\$43.95
Portal.....	\$34.95
Shanghai.....	\$28.95
Tass Times.....	\$32.95

Data Soft:

Mercenary.....	\$26.75
Mercenary-Second City.....	\$17.95
Alternate Reality-The City.....	\$34.95
Alternate Reality-The Dungeon.....	\$26.75

Microprose:

Silent Service.....	\$24.95
F-15 Strike Eagle.....	\$24.75

Optimized Systems:

Personal Pascal.....	\$48.95
Personal Prolog.....	\$51.75

Strategic Simulations:

Phantasia.....	\$24.95
Phantasia II.....	\$26.75

Epyx:

Aphai Trilogy.....	\$22.95
Super Cycle.....	\$22.95
World Games.....	\$22.95
Wrestling.....	\$22.95

Firebird:

Pawn.....	\$28.95
Starglider.....	\$28.95
Golden Path.....	\$31.95

VIP:

Accounts.....	\$174.95
VIP Professional.....	\$124.95
VIP Professional Lite.....	\$74.95

Unison World:

Art Gallery 1 or 2.....	\$18.95
Print Master.....	\$24.95

Zoom:

Zoomracks.....	\$54.95
Zoomracks II.....	\$79.95

Strategic Simulations:

Gemstone Healer.....	\$18.95
Gettysburg.....	\$36.95
Phantasia II.....	\$24.95
Road War 2000.....	\$24.95
Shard of Spring.....	\$24.95
Wizards Crown.....	\$24.95
War in the South Pacific.....	\$39.95
Wargame Construction Set.....	\$21.95

Sublogic:

Flight Simulator II.....	\$31.95
Jet Simulator.....	\$25.95
Sublogic Baseball.....	\$31.95
Sublogic Football.....	\$25.95
Baseball Stadium Disk.....	\$16.95
Scenery Japan.....	\$15.95
Scenery #1 - #6.....	\$69.95

Epyx:

Aphai Trilogy.....	\$22.95
Destroyer.....	\$22.95
Fastload.....	\$22.95
Karate Champ.....	\$17.95
Multiplan.....	\$35.95
Vorpol Utility Kit.....	\$21.95
World Games.....	\$22.95
Wrestling.....	\$22.95

Unison World:

Art Gallery 2.....	
Print Master.....	

turers have already started to see the effects from the proliferation of these machines into the consumer and business arenas, raising the demand for low-end printers even further. Some budget-conscious new owners may choose to buy the most inexpensive printer available, but those willing to spend \$500-\$1,000 will likely opt for one more fully featured.


Other Technologies

Dot-matrix and daisywheel are not the only print technologies being used. *Ink-jet* printers, which form characters on paper by spraying ink through tiny tubes, are sold by several manufacturers. And light-emitting diode (LED) printers, which print through the use of tiny semiconductors that emit light when energized by a pulse of current, are also manufactured.

It's the laser printer, though, that most industry leaders look to as the printer of the future. Impeccable print quality and high-resolution graphics (generally 300 dots per inch) are the laser printer's forte. But the prohibitively high cost of such printers—\$3,000-\$6,000—has kept them almost exclusively in the business domain. Opinion is sharply divided as to whether they will ever play a major role in the consumer printer market, although some laser printers are already available for less than \$2,000.

"I think it [the laser printer] will definitely be in the home of the future," says Star Micronics' Brian Kennedy. "Within about four years, you'll probably see them in the \$500 price range, which would make them a consumer item. But I think there are other barriers to overcome before they're accepted in the consumer market, such as servicing. There's obviously some hesitancy on the part of people in general to approach lasers because they're not too sure from a servicing or maintenance standpoint what they're going to get from a laser."

Sal Sestito, national sales manager for Juki Office Machines, has a different viewpoint. "There's no consumer I can think of who needs a laser printer, either now or in the next ten years," he says. "I just don't see the technology of laser printers developing that fast and the price coming down that quickly to make it worthwhile. There's so much software for 9-pin and daisywheel printers—it would involve so much change that it's just not going to happen for a lot of years."



The Star Micronics NB-15 offers letter-quality printing at 100 cps and high-speed draft at 300 cps. In addition, the printer has a 15-inch-wide carriage and a 16K buffer. The NB-15 also features two slots for plug-in font cartridges, providing access to a wide range of character sets.


A Significant Impact

So far now, 24-pin printhead printers are carving an interesting niche in both the business and consumer markets, one that's only beginning to make a significant impact. "The 24-pin printers are starting to gain percentage in the overall share of the printer market [units sold]," says Epson's Dennis Cox.

"There's still a significant price difference between high-end 24-pin dot-matrix printers and entry-level low-cost laser printers," he says. "The lowest-priced laser is around \$2,000, with the highest-end dot-matrix a little higher, and you're talking about different levels of functionality here."

"I think in the next year or so, 24-pins are going to steal the high-end 9-pin market away," says Kennedy. "Within the next five years, you're going to see the whole [impact] printer industry dominated by 24-pins."

Opinions are likely to remain divided over the future of the laser printer in the consumer marketplace. But what is no longer being debated is the remarkable performance of the latest wave of dot-matrix printers.



The LQ-800 and wide carriage LQ-1000 dot-matrix printers from Epson print drafts at 180 cps and business documents in letter-quality mode at 60 cps. These high-resolution 24-pin printers feature option cartridges that support extended Epson control codes or emulate IBM or Diablo 630 printers.

Consumer Printer Outlook For 1987

The following list reveals some of the diversity and the overlapping price ranges for the major computer printer categories in the consumer market, based on interviews with printer manufacturers. Price ranges are approximate.

Laser Printers (\$1,800-\$6,000): Too early to predict consumer acceptance because of high price, lack of color capability, and perceived service problems. Opinion is divided as to whether there will ever be consumer need. The best projected application for 1987 is as a page printer for desktop publishing and other business needs. Prices will have to fall well below \$1,000 before laser printers have a major impact in the consumer market.

High-End 24-Pin Printers (\$1,000-\$2,000): Good life expectancy for business use, but little consumer potential because of the price. These printers are faster and offer higher quality than low-end 24-pin printers. But prices will start to collide with low-end laser printers within the next year. These high-end 24-pin printers may prove more popular for business use than low-end laser units because of better resolution, color capability, easy operation, and more flexibility.

Low-End 24-Pin Printers (\$600-\$1,200): Good life expectancy for both business and consumer applications. These printers can be expected to have an impact in the consumer market because of decreasing prices, letter-quality print, speed, excellent graphics reproduction, and some color capabilities.

High-End 9-Pin Printers (\$500-\$1,000): A possibility that these will be phased out over the next year, or their prices will drop significantly. The prices are beginning to overlap with those of low-end 24-pin printers which offer more features and better quality.

Low-End 9-Pin Printers (\$200-\$600): These printers are expected to maintain a strong presence in the consumer market for the foreseeable future because of the low price, near-letter-quality capabilities, and capacity to print graphics. The popularity of low-cost IBM PC clones may also help to increase their sales in 1987.

Daisywheel Printers (\$250-\$1,400): Opinions on the future of daisywheel printers are mixed. Some manufacturers believe daisywheel printers, if inexpensive enough, may maintain a share of the business and consumer markets where color and graphics aren't necessary. Others predict that low-end 24-pin dot-matrix printers will push them out of the market in the next year or so. ©

The BIG Picture

Advances In Screen Display

Selby Bateman, Features Editor

Perhaps you're used to staring at the 64,000 picture elements, or *pixels*, that make up a Commodore 64 screen, or the 53,376 pixels on an Apple II screen. Or, maybe you're more familiar with the 174,104 pixels on a Macintosh or the 256,000 pixels in the high-resolution monochrome mode of the Atari ST or the normal-mode high resolution of the Amiga.

Whatever your computer, you're accustomed by now to its screen resolution, its sharpness, which is based in large part on the number of pixels that can be crowded onto the screen. The Commodore 64, for example, has a maximum screen resolution of 320 pixels high by 200 pixels wide—hence the total of 64,000. The Macintosh's monochrome display is 512 × 342, the Apple II series is 278 × 192, and the ST and Amiga computers have 640 × 400 capabilities. Although video displays depend on other factors besides pixels to determine the final output, it's the tiny pixel itself which has the most to do with what you see.

Now, however, new video display monitors are being produced that can put almost *two million pixels* on the screen at a time. Monochrome displays with

resolutions of 1664 × 1200 are now being offered, opening up a wide range of new possibilities for computer users.

"From the old days of computers, the 24 lines × 80 columns—displays represent a mature and extremely inexpensive technology," says Steve Gibson, president of Gibson Research, and a pioneer in computer display technology. "We've seen a direct...translation of that technology into our homes and personal computers. But the ultimate destiny is to very high resolution, large screens—and I mean for *everyone*."

"In the future, all computer screens will look like big-screen Macintoshes," he says. "When you see that much information on your screen, you get a better feel for it."

The first examples of large screen, high-resolution graphics are occurring in the burgeoning field of desktop publishing. Monitor manufacturers are building screen display devices that can present the user with screens of what-you-see-is-what-you-get pages, whether they're from a book, a newsletter, a pamphlet, or even a newspaper.

Complete Vision

When you can display 1200 lines of information with more than 1660 dots per line on one screen, amazing things begin to happen. Rather than looking at stair-stepped, blocky, diagonal lines, suddenly you can see shaded, perfectly straight diagonals. Digitized pictures can seem almost as real as those on your television set. And most importantly, you can manipulate entire pages of information while seeing the big picture—the overall impact on what is going to be printed out.

These new display monitors are expensive—anywhere from \$600 to \$2,000, depending on the size and quality of the units. But, Gibson points out, prices will begin to fall just as they have for computers and other electronics equipment.

"The price is the determiner. If they were inexpensive now, everyone would have them," he says. "That will happen first in desktop publishing within large corporations, where they really have a need for that kind of a screen. Then it will slowly migrate downward as economies of scale bring the price down lower."

Sigma Designs of Fremont, California, recently introduced its LaserView Display System for use with PC, XT, and AT computers. Aimed at the desktop publishing and computer-aided-design markets, LaserView consists of a high-resolution adapter board and a choice of a 15-inch (\$1,895) or a 19-inch (\$2,395) monochrome monitor. They display 150 and 110 dots per inch, respectively, which, when combined with four shades of gray, provides an effective perceived resolution close to the 300 dots per inch available from most current laser printers.

"This is the first time that close to two million pixels can be brought to the desktop publishing world, a resolution equivalent to 8 times that of an EGA (IBM's Extended Graphics Adapter) display and 11 times that of a Macintosh screen," says Think Tran, president of Sigma Designs.

Princeton Graphic Systems of Princeton, New Jersey, has just introduced its LM-300 high-resolution display. The \$750 unit, which is compatible with the



The LM-300 high-resolution monitor from Princeton Graphic Systems is one of a new breed of display devices capable of putting almost two million pixels on a computer screen.

PC, XT, AT, and compatibles, offers 1200 lines by 1664 dots-per-line resolution on a 15-inch display. The LM-300 also emulates 300 dots per inch.

One of the problems that designers of these new display devices are battling is simple human physiology—what Gibson calls the *flicker threshold*. If the screen, which is constantly redrawn—or *refreshed*—with a beam of electrons, is refreshed less than 60 times a second, the human eye picks up the flickering of the constant redrawing.

"It turns out that 60 cycles per second is around that threshold," says Gibson. "For example, we don't see flicker in a fluorescent light, even though it's really off half the time and on half the time. But [on the new hi-res display devices], in order to get the kind of resolution for realtime displays, you have to put out phenomenally fast data to paint incredibly more scan lines that are also crammed with more individual pixels."

Gibson believes that as more and more pixels are placed in displays, the old CRT (cathode ray tube) technology still being used may give way to new high-contrast liquid crystal displays (LCD) or similar technologies now under development. While most of us may not be buying the new high-resolution displays for a few years—at least until the prices come down significantly—it seems inevitable that their advantages will soon force them in the direction of all computer users. ©

From the publishers of *COMPUTE!*



March 1987 *COMPUTE!* Disk

All the exciting programs from the past three issues of *COMPUTE!* are on one timesaving, error-free, floppy disk that is ready to load on your Atari 400/800, XL, and XE. The March 1987 *COMPUTE!* Disk contains the entertaining and useful Atari programs from the January, February, and March 1987 issues of *COMPUTE!*.

The March 1987 *COMPUTE!* Disk costs \$12.95 plus \$2.00 shipping and handling and is available only from *COMPUTE!* Publications.

For added savings and convenience, you may also subscribe to the *COMPUTE!* Disk. At a cost of only \$39.95 a year (a \$12.00 savings), you'll receive four disks, one every three months. Each disk will contain all the programs for your machine from the previous three issues of *COMPUTE!*. To order a subscription, call toll free 800-247-5470 (in IA 800-532-1272).

This is an excellent way to build your software library while you enjoy the quality programs from *COMPUTE!*.

Disks and subscriptions are available for Apple, Atari, Commodore 64 and 128, and IBM personal computers. Call for details.

For more information or to order individual issues of the March 1987 *COMPUTE!* Disk, call toll free 1-800-346-6767 (in NY 212-887-8525) or write *COMPUTE!* Disk, P.O. Box 5038, F.D.R. Station, New York, NY 10150.

COMPUTE! Publications, Inc. 

Part of ABC Consumer Magazines, Inc.
One of the ABC Publishing Companies
825 7th Avenue, 6th Floor, New York, NY 10019
Publishers of *COMPUTE!*, *COMPUTE!*'s Gazette, *COMPUTE!*'s Gazette Disk, *COMPUTE!* Books,
COMPUTE!'s Apple Applications, and *COMPUTE!*'s Atari ST Disk & Magazine

A Buyer's Guide To Printers

There are many good computer printers available this year for a variety of applications. Whatever your computer, chances are good that you'll find a printer listed below that will more than meet your needs.

To help you gather the information you'll need to make the best buying decision, we've gathered information on printers in the under-\$800 price range and listed some of the most important features in the following chart. New printers are being introduced continually from major manufacturers, so it's possible that a few of the newest printers will not appear in our buyer's guide.

Here's a brief explanation of the major categories on the chart:

Compatibility. Chances are your computer has either a serial or parallel port (or both) that hooks up to a printer. Some printers come in either serial or parallel versions; some offer both interfaces; and some are available in parallel or serial only. If the printer you want comes only in a version that doesn't support your computer, you should be able to buy a separate interface that allows that configuration. Also, many printer manufacturers sell interfaces designed specifically for certain computers, avoiding any compatibility problems.

Be careful here. In some situations, a particular interface will let you print text, but will be incapable of producing graphics. If there's any doubt, it's best to try and test your setup at a computer dealer.

Print technology. This refers to how characters and graphics are actually transferred from printer to paper. There are three types in this price range: impact, thermal, and ink-jet.

Impact printers form characters by striking the paper through an inked ribbon, either with a *daisywheel* (a small wheel whose spokes have letters and numbers on their tips), or with a printhead containing a column of tiny wires or pins that form characters and graphics (*dot-matrix*). **Thermal** printers use either a column of hot pads that change the color of heat-sensitive paper, or a column of tiny spark plugs that evaporate a special aluminum coating onto the paper, exposing an underlying dark

surface. **Thermal** printers require special paper, which often costs more than regular paper and has a shorter life. **Thermal transfer** printers work with any kind of paper because they use ribbons; heat from the printhead melts a waxlike ink onto the paper. **Ink-jet** printers spray ink onto the paper through tiny holes.

Speed. How fast does the printer operate? This can vary if the printer offers different modes. **Draft mode** is usually the fastest, but produces rougher, fainter type. **Near letter quality (NLQ)**, or **correspondence mode**, takes longer to print, but looks more polished. Some printer speeds vary depending on the type of font (for example, pica or elite) used. In our chart, a wide speed range, like 30-120 characters per second (cps), indicates that the printer offers some kind of correspondence-quality type.

Pitch. This indicates how many characters fit on a line, measured in characters per inch (cpi) or characters per line (cpl). The pitch range for a printer often varies greatly, especially if it is capable of printing several types of fonts.

Buffer. A buffer is an area of memory in a printer that can store a fixed amount of text while the printer is working, freeing up the computer for other tasks. Most printers in the under-\$800 price range still have rather small buffers, so if you'll be doing many long printing jobs, you may want to consider buying an add-on buffer.

Feed type. **Friction-feed** printers grip the paper and move it around the platen much as a typewriter does, while **tractor-feed** printers have teeth at both ends of the platen that grab holes at the edges of continuous-feed paper. Many printers have optional tractors.

Suggested retail price. This is the price set by the manufacturer; you may well find it at a lower price if you shop around.

A full explanation of the graphics capabilities of each printer takes more space than we have available. If you plan to use your printer extensively for printing graphics, make sure it's capable of doing what you need before you buy.

For more information on any of the printers listed in the following chart, please contact:

Alphacom
2108 Bering Dr., Unit C
San Jose, CA 95131

Alps America
3553 N. 1st St.
San Jose, CA 95134

Apple Computer
Customer Relations Department
20525 Mariani Ave.
Cupertino, CA 95014

Aprotek
1071-A Avenida Acaso
Camarillo, CA 93010

Axonix
417 Wakara Way
Salt Lake City, UT 84108

Blue Chip Electronics
2 W. Alameda Dr.
Tempe, AZ 85282

Brother International
8 Corporate Pl.
Piscataway, NJ 08854

C. Itoh Digital Products
19750 S. Vermont Ave.
Suite 220
Torrance, CA 90502

CAL-ABCO
6041 Variel Ave.
Woodland Hill, CA 91367

Canon USA
System Division
One Canon Plaza
Lake Success, NY 11042

Centronics Data Computer
1 Wall St.
Hudson, NH 03051

Citizen America
2425 Colorado Ave. #300
Santa Monica, CA 90404

Commodore Business Machines
1200 Wilson Dr.
West Chester, PA 19380

Dataproducts
6200 Canoga Ave.
Woodland Hills, CA 91365

Dynax
6070 Rickenbacker Rd.
Commerce, CA 90040

Edwards-CPE
Manufacturers of Axiom Printers
1014 Griswold Ave.
San Fernando, CA 91340

Continued on page 45.

Model Name	Manufacturer/ Distributor	Compatibility	Print Technology	Speed	Pitch	Buffer	Feed Type	Warranty	Suggested Retail Price	Comments
Alpha 42	Alphacom	Parallel or serial std	Thermal	2 lines/sec	10-15 cpi	1 line	Friction std	6 months	180	
Alpha 81	Alphacom	Parallel or serial std	Thermal	2 lines/sec	10-15 cpi	1 line	Friction std	6 months	169	80-column
Alphacom Aero	Alphacom	Parallel or serial std	Dot matrix	130 cps	5-16.5 cpi	2K	Friction and pin std	6 months	299	Dot-addressable and fully programmable graphics
Alphapro 101	Alphacom	Parallel or serial std	Daisywheel	20 cps	10-15 cpi	93 characters	Friction std	6 months	399.95	
ALQ 200	Alps America	Parallel std; serial opt	Dot matrix	80-240 cps	10-20 cpi	7K (64K opt)	Friction and cut-sheet feeder std; tractor opt	1 year	595	Interchangeable 18- and 24-pin printheads
Image Writer	Apple Computer	Serial std	Dot matrix	120 cps	4.5-17 cpi	32K available	Friction or tractor std	90 days	749	Wide carriage
Image Writer II	Apple Computer	Compatible with Apple II, III, Lisa	Dot matrix	180-250 cps	4.5-17 cpi	32K available	Friction and adjustable-width pin std; cut-sheet feeder opt	90 days	595	
Scribe	Apple Computer	Serial std	Dot matrix	50-80 cps	10-17 cpi	N/A	Tractor std	90 days	299	
Aprotek Daisy 1120	Aprotek	Parallel std; serial opt	Daisywheel	20 cps	10-15 cpi and proportional	2K	Friction std; tractor and cut-sheet feeder opt	1 year	279.95	Two-week trial available
SP-1000	Aprotek	Parallel or direct connect; IBM standard	Dot matrix	20-70 cps	10-15 cpi	1.5K	Friction and tractor std	2 years	169.95	Dot-addressable graphics; Commodore graphics built-in on Commodore version (\$219.95)
Blue Chip 120/NLQ	Blue Chip Electronics	Parallel std	Dot matrix	120 cps	5-17 cpi	3 lines	Tractor std	6 months	279	
D12/10	Blue Chip Electronics	Commodore serial std	Daisywheel	12 cps	10 cpi	2K	Friction std; tractor opt	6 months	249	Comes with <i>Fleetwriter III</i> wordprocessor
D20/10	Blue Chip Electronics	Parallel and Commodore serial std	Daisywheel	20 cps	10 cpi	2K	Friction std; tractor opt	6 months	279	Comes with <i>Fleetwriter III</i> wordprocessor
M 120/10	Blue Chip Electronics	Parallel std; serial opt	Dot matrix	120 cps	5-17 cpi	3 lines (4K opt)	Friction and tractor std	6 months	229	Dot-addressable graphics
M 150/15	Blue Chip Electronics	Parallel std; serial opt	Dot matrix	130 cps	5-17 cpi	2K	Friction and tractor std	6 months	349	Dot-addressable graphics
HR-10	Brother International	Parallel and serial std	Daisywheel	12 cps	10-15 cpi and proportional	2K	Friction and tractor std	90 days	349	
HR-20	Brother International	Parallel and serial std	Daisywheel	22 cps	10-15 cpi and proportional	8K (16K opt)	Friction and tractor std; cut-sheet feeder opt	90 days	499	
M-1109	Brother International	Parallel and serial std	Dot matrix	25-100 cps	10 cpi	2K	Friction std; tractor opt	1 year	299	
M-1409	Brother International	Parallel std; serial opt	Dot matrix	45-180 cps	10-12 cpi and proportional	3K	Friction and tractor std; cut-sheet feeder opt	90 days	479	
M-1509	Brother International	Parallel and serial std	Dot matrix	45-180 cps	10 cpi	3K	Friction and tractor std; cut-sheet feeder opt	1 year	599	Seven bit-image graphics modes
M-1709	Brother International	Parallel and serial std	Dot matrix	50-240 cps	10 cpi	24K	Friction and tractor std; cut-sheet feeder opt	90 days	699	Seven bit-image graphics modes
Prowriter Jr.	C. Itoh	Parallel std; serial opt	Dot matrix	20-120 cps	10-17 cpi	1 line	Friction and tractor std	1 year	349	
Prowriter C-210XP	C. Itoh	Parallel std; serial opt	Dot matrix	45-180 cps	10-20 cpi	10K	Friction and tractor std	1 year	529	Epson SX80+ and IBM Proprinter compatible
Prowriter C-215XP	C. Itoh	Parallel std; serial opt	Dot matrix	45-180 cps	10-20 cpi	10K	Friction and tractor std	1 year	679	
Prowriter C-310XP	C. Itoh	Parallel std; serial opt	Dot matrix	33-300 cps	10-15 cpi	2K	Friction and tractor std	1 year	649	
Y10-20	C. Itoh	Serial or parallel std	Daisywheel	22 cps	10-15 cpi	2K	Friction std; tractor opt	1 year	549	
Legend 808	CAL-ABCO	Parallel std	Dot matrix	50-100 cps	5-17 cpi	1 line	Friction and tractor std	90 days	199	Bit-image graphics
Legend 1080A	CAL-ABCO	Parallel std; serial opt	Dot matrix	70-140 cps	5-17 cpi	1 line (4K opt)	Friction and tractor std	90 days	295	Five switch-selectable modes including NLQ
Legend 1380	CAL-ABCO	Parallel std; serial opt	Dot matrix	160 cps	5-17 cpi	2K (4K opt)	Friction and tractor std	90 days	345	10-inch version of 1385
Legend 1385	CAL-ABCO	Parallel std; serial opt	Dot matrix	160 cps	5-17 cpi	2K (4K opt)	Friction and tractor std	90 days	395	

Model Name	Manufacturer/ Distributor	Compatibility	Print Technology	Speed	Pitch	Buffer	Feed Type	Warranty	Suggested Retail Price	Comments
A-40	Canon USA	Parallel std	Dot matrix	27-140 cps	10 cpi	1.4K	Friction and tractor std	1 year	349	
A-50	Canon USA	Parallel std; serial opt	Dot matrix	34-180 cps	10 cpi	2K	Friction and tractor std; forms guide opt	1 year	499	Epson FX compatible
A-55	Canon USA	Parallel std	Dot matrix	27-140 cps	10 cpi	1.4K	Friction and tractor std; forms guide opt	1 year	699	17-inch carriage
A-60	Canon USA	Parallel or serial std	Dot matrix	100-200 cps	10-17 cpi	8.5K	Friction and tractor std	1 year	649	10-inch carriage
A-65	Canon USA	Parallel std	Dot matrix	134-200 cps	10-17 cpi	8.5K	Friction and tractor std	1 year	769	14-inch carriage
BJ-80	Canon USA	Parallel std	Bubble jet	110-220 cps	10 cpi	2-4.3K	Pin std	1 year	679	Cross between ink jet and thermal transfer
BJ-80 serial	Canon USA	Serial std	Bubble jet	110-220 cps	10 cpi	2-4.3K	Pin std	1 year	729	Cross between ink jet and thermal transfer
PJ-1080A	Canon USA	Parallel std	Ink jet (color)	37 cps	12 cpi	1 line	Friction std	1 year	699	
GLP II	Centronics	Parallel and serial std	Dot matrix	25-100 cps	5-17 cpi	N/A	Cut-sheet and fan-fold std	1 year	279	IBM PC block and pin-addressable graphics
H-80	Centronics	Parallel std; serial opt	Dot matrix	27-160 cps	5-20 cpi	2K opt	Cut-sheet and fan-fold std	1 year	699	
HPC-80B	Centronics	Parallel std; serial opt	Dot matrix	34-180 cps	5-20 cpi	2K opt	Cut-sheet and fan-fold std	N/A	699	Pin-addressable and block graphics
Printstation 220	Centronics	Parallel and serial std	Dot matrix	45-180 cps	5-20 cpi	3K	Friction, tractor std; cut-sheet feeder opt	N/A	599	
Citizen 120D	Citizen America	Parallel std; serial opt	Dot matrix	50-100 cps	10-12 cpi	8K	Friction and tractor std; cut-sheet feeder opt	18 months	499	Can create own graphics
MSP-10	Citizen America	Parallel std; serial opt	Dot matrix	40-160 cps	10-12 cpi	1K	Friction and tractor std; cut-sheet feeder opt	18 months	399	Emulates IBM graphics
MSP-15	Citizen America	Parallel std; serial opt	Dot matrix	40-160 cps	10 cpi	1K	Tractor and friction std; cut-sheet feeder opt	18 months	599	
MSP-20	Citizen America	Parallel std; serial opt	Dot matrix	50-100 cps	10-12 cpi	8K	Friction and tractor std; cut-sheet feeder opt	18 months	499	Can create own graphics
MSP-25	Citizen America	Parallel std; serial opt	Dot matrix	50-100 cps	10-12 cpi	8K	Friction and tractor std; cut-sheet feeder opt	18 months	749	Can create own graphics; 136- character column; wider carriage than MSP-20
Premiere 35	Citizen America	Parallel std; serial opt	Daisywheel	35 cps	10-15 cpi	8K	Tractor std	1 year	699	Diablo print wheel
MPS 1200	Commodore Business Machines	Two Commodore serial ports	Dot matrix	24-120 cps	5-20 cpi	2K	Friction and tractor std	90 days	299.95	Eight different graphics densities
FORTIS DX-15XL	Dynax	Parallel std; serial opt	Daisywheel	20 cps	10-15 cpi	5K	Friction std; cut-sheet feeder and tractor opt	90 days	599	
FORTIS DX-21	Dynax	Parallel and serial std	Daisywheel	25 cps	10-15 cpi	16K	Friction std; cut-sheet feeder and tractor opt	90 days	499	
FORTIS DM-2010	Dynax	Parallel std; serial opt	Dot matrix	50-200 cps	10-17 cpi	7K (8K opt)	Friction and tractor std; cut-sheet feeder opt	90 days	459	Graphics capabilities; wide-carriage model available for \$559
DX 1500	Edwards-CPE	Parallel std	Daisywheel	14 cps	10-12 cpi and proportional	2K	Friction std; tractor and auto cut-sheet feeder opt	1 year	349	
DX 2000	Edwards-CPE	Parallel std	Daisywheel	20 cps	10-15 cpi and proportional	2K	Friction std; tractor opt	1 year	449	
DX 2500	Edwards-CPE	Parallel std; serial opt	Daisywheel	20 cps	10-15 cpi and proportional	2K	Friction std; tractor opt	1 year	499	
DX 3500	Edwards-CPE	Parallel and serial std	Daisywheel	35 cps	10-15 cpi and proportional	2K	Friction std; tractor opt	1 year	699	
Thin Print 80P/80S	Edwards-CPE	Parallel or serial std	Thermal transfer dot matrix	40 cps	10-17 cpi	2K	Friction std	90 days	339	High-resolution graphics; portable (battery powered). AC adapter included
Thin Print 100	Edwards-CPE	Parallel or serial std	Thermal transfer dot matrix	25-100 cps	10-17 cpi	2K	Friction std	90 days	299	
Thin Write 100	Edwards-CPE	Parallel and serial std	Dot matrix	25-100 cps	5-17 cpi	4K	Friction and pin std; tractor opt	90 days	479	

Model Name	Manufacturer/ Distributor	Compatibility	Print Technology	Speed	Pitch	Buffer	Feed Type	Warranty	Suggested Retail Price	Comments
AP-80	Epson America	Apple exclusive	Dot matrix	15-75 cps	9-17 cpi	1K	Friction and tractor std; auto cut-sheet feeder opt	1 year	379	
DX-10	Epson America	Parallel std	Daisywheel	10 cps	10-12 cpi	None	Friction std; tractor and cut-sheet feeder opt	1 year	299	
DX-20	Epson America	Diablo all-purpose interface std	Daisywheel	20 cps	10-15 cpi	1K (7K opt)	Friction std; tractor and cut-sheet feeder opt	1 year	459	110 column
EX-800	Epson America	Parallel and serial std	Dot matrix	50-250 cps	10-12 cpi	8K (32K opt)	Friction, tractor, and single-sheet feeder std	1 year	749	IBM Proprinter emulation
FX-85	Epson America	Parallel std	Dot matrix	32-160 cps	N/A	8K	Friction and tractor std; cut-sheet feeder opt	1 year	549	
FX-286	Epson America	Parallel std	Dot matrix	40-200 cps	5-20 cpi	8K	Friction and tractor std; cut-sheet feeder opt	1 year	799	
HS-80	Epson America	Parallel std	Ink jet	32-160 cps	5-20 cpi	1K	Friction std; auto cut-sheet feeder opt	1 year	499	
LQ-800	Epson America	Parallel and serial std	Dot matrix	60-180 cps	10-15 cpi and proportional	7K	Friction std	1 year	799	24-pin printhead
LX-86	Epson America	Parallel std	Dot matrix	16-120 cps	10-12 cpi	1K	Friction std; tractor and cut-sheet feeder opt	1 year	349	
Facit 4509	Facit	Parallel std	Dot matrix	70-120 cps	10-17 cpi and proportional	None	Tractor std	90 days	425	IBM compatible graphics
Facit 4510	Facit	Parallel and serial std	Dot matrix	70-120 cps	10-17 cpi and proportional	2K	Friction and tractor std	90 days	495	Block and pin-addressable graphics
Facit 4511	Facit	Parallel and serial std	Dot matrix	40-160 cps	10-17 cpi and proportional	2K	Friction and tractor std	90 days	595	Wide-carriage version \$795
Facit 4513	Facit	Parallel and serial std	Dot matrix	40-160 cps	10-17 cpi and proportional	2K	Friction and tractor std	90 days	695	
Facit B 3100	Facit	Parallel and serial std	Dot matrix	25 cps	10-17 cpi	up to 16K	Friction and tractor std	1 year	745	Color and graphics capabilities
Facit D 2000	Facit	Parallel or serial std	Daisywheel	24-30 cps	10-15 cpi and proportional	2K	Friction std; tractor opt	90 days	695	
DX2100	Fujitsu America	Parallel std; serial opt	Dot matrix	220 cps	10-17 cpi	2K (18K opt)	Friction and tractor std; cut-sheet feeder opt	1 year	545 (Color 695)	Dot-addressable graphics
DX2200	Fujitsu America	Parallel std; serial opt	Dot matrix	220 cps	10-17 cpi	7K (16K opt)	Friction and tractor std; cut-sheet feeder opt	1 year	695	
GE 8100	General Electric	Parallel std; Atari, Commodore and IBM PCjr interfaces available	Thermal transfer (nonimpact dot matrix)	25-50 cps	24 cpi	2K	Friction std	2 years	259.95	Block graphics; special graphics characters
MP-1300AI	Hattori Seiko	Parallel and serial std	Dot matrix, 9 pin	50-300 cps	10-20 cpi	10K	Friction and tractor std	2 years	699	Optional color printer kit for \$155; graphics resolution up to 240 dpi
SL-80AI	Hattori Seiko	Parallel std	Dot matrix, 24 pin	45-135 cps	10-20 cpi	16K	Friction and tractor std	2 years	549	Graphics resolution up to 240 dpi
SP-1000	Hattori Seiko	Parallel or serial std	Dot matrix	20-100 cps	10-17 cpi and proportional	Varies with model	Friction and tractor std	2 years	299	Commodore/VIC version: \$270
SP-1200AI	Hattori Seiko	Parallel std	Dot matrix, 9-pin	25-120 cps	10-17 cpi and proportional	2.3K (8K opt)	Friction and tractor std	2 years	319	Graphics resolution up to 240 dpi
Thinkjet (HP2225)	Hewlett-Packard	Parallel, HP-1B, HP-1L and serial available	Thermal ink jet	150 cps	5-18 cpi	1K	Friction and pin std	1 year	599	Best results using special paper; portable
QuietJet (HP2228A)	Hewlett-Packard	Parallel or serial	Thermal ink jet	40-160 cps	5-20 cpi	2K	Friction and pin std	1 year	599	Best results using special paper; portable; graphics capabilities; wide carriage model, QuietJet Plus, available for \$799
MT85	Mannesmann Tally	Parallel, serial or Apple std	Dot matrix	45-180 cps	10-17 cpi	3K	Friction and tractor std	1 year	549	Dot-addressable graphics
MT86	Mannesmann Tally	Parallel, serial, or Apple std	Dot matrix	45-180 cps	10-17 cpi	N/A	Friction and tractor std	1 year	679	

Model Name	Manufacturer/ Distributor	Compatibility	Print Technology	Speed	Pitch	Buffer	Feed Type	Warranty	Suggested Retail Price	Comments
E.L.F. 350	NEC Information Systems	Parallel and serial std	Daisywheel	19 cps	10-15 cpi	2K	Cut-sheet guide std; cut-sheet feeder and tractor opt	1 year	545	
E.L.F. 360	NEC Information Systems	Parallel and serial std	Daisywheel	19 cps	10-15 cpi	2K	Cut-sheet guide std; cut-sheet feeder and tractor opt	1 year	545	
P60	NEC Information Systems	Parallel std	Dot matrix; 24 wire	65-180 cps	10-15 cpi	8K	Tractor std; cut-sheet feeder, bidirectional, unidirectional, cut-sheet guide opt	1 year	699	80-column
P65	NEC Information Systems	Serial std	Dot matrix	65-180 cps	10-15 cpi	8K	Tractor std; cut-sheet feeder, bidirectional, unidirectional, cut-sheet guide opt	1 year	775	20 resident fonts; graphics capabilities
Microline 182	Okidata	Parallel and IBM std; serial opt	Dot matrix	30-120 cps	5-17 cpi	1 line	Friction and pin std	1 year	339	Serial version, \$399
Microline 182 TTY	Okidata	Parallel and IBM std; serial opt	Dot matrix	30-120 cps	5-17 cpi	1 line	Friction and pin std	1 year	389	Designed for communications applications; serial version, \$449
Microline 183	Okidata	Parallel std; serial opt	Dot matrix	30-120 cps	5-17 cpi	1 line	Friction and tractor std	1 year	549	Wide-carriage version of 182; block and bit-image graphics
Microline 192+	Okidata	Parallel and IBM std	Dot matrix	40-200 cps	5-17 cpi	8K	Friction and pin std	1 year	499	Block and bit-image graphics
Microline 193	Okidata	Parallel and serial std	Dot matrix	33-160 cps	5-17 cpi	8K	Friction and tractor std	1 year	699	Wide-carriage version of 192; block and bit-image graphics
Microline 292	Okidata	Parallel or serial std	Dot matrix	100-200 cps	10-17 cpi	8K	Pin std; tractor and cut-sheet feeder opt	1 year	699	
Okidata 120	Okidata	Commodore serial	Dot matrix	30-120 cps	5-17 cpi	1 line	Friction and pin std	1 year	269	All-points-addressable graphics; Commodore Special Graphics
Okimate 20	Okidata	IBM, Apple and Amiga	Dot matrix	40-80 cps	5-17 cpi	8K	Friction and tractor std	90 days	268	High-resolution, all-points-addressable, bit-image graphics
KX-P10801	Panasonic	Parallel std; serial opt	Dot matrix	24-120 cps	10-17 cpi	1K	Friction and tractor std	2 years	329	Enhanced IBM graphics; 9-pin printhead
KX-P10911	Panasonic	Parallel std; serial opt	Dot matrix	32-160 cps	10-17 cpi	1K (4K opt)	Friction and tractor std	2 years	429	IBM Proprinter compatible; word processing capabilities
KX-P10921	Panasonic	Parallel std; serial opt	Dot matrix	48-240 cps	10-12 cpi and proportional	7K	Friction and push tractor std	2 years	549	IBM Proprinter compatible; wide carriage
KX-P1592	Panasonic	Parallel std; serial opt	Dot matrix	38-180 cps	10-17 cpi and proportional	7K (32K opt)	Push tractor or friction std	2 years	699	Color ribbons available
KX-P3131	Panasonic	Parallel std; serial opt	Daisywheel	17 cps	N/A	6K (32K opt)	Friction std; tractor and auto cut-sheet feeder opt	2 years	419	Diablo 630 code compatible; color ribbons available
KX-P3151	Panasonic	Parallel std; serial opt	Daisywheel	22 cps	10-12 cpi	7K (54.5K opt)	Friction std; tractor and cut-sheet feeder opt	2 years	659	
RP2200Q	Ricoh	Parallel and serial std	Daisywheel	20-22 cps	10-15 cpi	One line	Friction std; auto cut-sheet feeder and tractor opt	90 days	699	
EXP 420	Silver-Reed	Parallel or serial std	Daisywheel	10 cps	10-12 cpi	None	Friction std	90 days	299.95	
EXP 600	Silver-Reed	Parallel or serial std	Daisywheel	25 cps	10-15 cpi and proportional	3K (19K and 40K opt)	Friction std; tractor and cut-sheet feeder opt	90 days labor; 1 year parts	699	Dual bin feeder; emulates Diablo 630
Gemini II	Star Micronics	Commodore-specific	Dot matrix	30-120 cps	5-17 cpi	1 line	Tractor std	1 year	329	
NL-10	Star Micronics	Parallel std	Dot matrix	30-120 cps	5-17 cpi	1 line	Tractor std; cut-sheet feeders opt	1 year	319	Additional cost for interface
NP-10	Star Micronics	Parallel std	Dot matrix	25-100 cps	5-20 cpi	2K	Friction and tractor std	1 year	279	
NX-10	Star Micronics	Parallel std	Dot matrix	30-120 cps	5-10 cpi	5K	Friction and tractor std	1 year	349	Emulates IBM graphics printer
NX-10C	Star Micronics	Commodore serial std	Dot matrix	30-120 cps	5-17 cpi	1 line	Friction and tractor std	1 year	349	
Powertype	Star Micronics	Parallel std; serial opt	Daisywheel	18 cps	10-15 cpi and proportional	1 line	Friction std; tractor opt	180 days	499	
SB-10	Star Micronics	Parallel std	Dot matrix	60-144 cps	5-16.7 cpi	1 line	Cut-sheet feeder std	1 year	749	

Model Name	Manufacturer/ Distributor	Compatibility	Print Technology	Speed	Pitch	Buffer	Feed Type	Warranty	Suggested Retail Price	Comments
SD-10	Star Micronics	Parallel std; serial opt	Dot matrix	160 cps	5-17 cpi	2K	Friction and tractor std	1 year	449	Ultra-high-resolution bit-image graphics
SD-15	Star Micronics	Parallel std; serial opt	Dot matrix	160 cps	5-17 cpi	16K	Friction and tractor std	1 year	599	
SR-10	Star Micronics	Parallel std; serial opt	Dot matrix	200 cps	N/A	2K	Friction, tractor, automatic cut-sheet feed std	1 year	649	
SR-15	Star Micronics	Parallel std; serial opt	Dot matrix	200 cps	N/A	2K	Friction, tractor, cut-sheet feeder std	1 year	799	15-inch carriage
STX-80	Star Micronics	Parallel std	Thermal transfer dot matrix	60 cps	5-11 cpi	1 line	Friction std	1 year	199	Dot-addressable, bit-image graphics
Compumate 2100	Swintec	Parallel and serial std	Daisywheel	16 cps	10-15 cpi	1 line	Friction std	90 days	599	
M-20P	TAB Products	Parallel std	Dot matrix	120 cps	10-15 cpi	1K	Friction std; pin tractor opt	90 days	299	Dot-addressable graphics
M-21S	TAB Products	Serial std	Dot matrix	120 cps	10-15 cpi	1K	Friction std; pin tractor opt	90 days	378	Dot-addressable graphics
M-22P	TAB Products	Parallel std	Dot matrix	160 cps	10-15 cpi	1K	Friction and pin std; tractor and cut-sheet feeder opt	90 days	499	Dot-addressable graphics
M-23S	TAB Products	Serial std	Dot matrix	160 cps	10-15 cpi	1K	Pin and friction std; cut-sheet feeder and tractor opt	90 days	578	
M-24P	TAB Products	Parallel std	Dot matrix	160 cps	10-15 cpi	1K	Tractor and friction std; cut-sheet feeder opt	90 days	699	
M-25S	TAB Products	Serial std	Dot matrix	160 cps	10-15 cpi	1K	Tractor and friction std; cut-sheet feeder opt	90 days	778	
DMP 105	Tandy	Parallel and serial std	Dot matrix	80 cps	10-17 cpi and proportional	N/A	Friction and tractor std	90 days	199.95	Bit-image graphics
DMP 130	Tandy	Parallel and serial std	Dot matrix	100 cps	10-16 cpi	N/A	Friction and tractor std	90 days	349.95	Bit-image graphics
DMP 430	Tandy	Parallel and serial std	Dot matrix	20-100 cps	10-16 cpi	N/A	Friction and tractor std	90 days	699	Bit-image graphics
DWP 230	Tandy	Parallel and serial std	Daisywheel	20 cps	10-12 and proportional	N/A	Friction std; tractor opt	90 days	399.95	
P321	Toshiba	Parallel and serial std	Dot matrix	72-216 cps	10-12	2K	Friction and cut-sheet feeder std; tractor opt	1 year	699	Dot addressable graphics; 24-pin printhead
IMP-24	Weigh-Tronix	Parallel or serial std	Dot matrix	16.8 cps	N/A	1 line	Friction std	90 days	135 (24 cpl) 150 (32 or 40 cpl)	Dot-addressable graphics
Advantage D-25	Xerox/Diablo	Parallel or serial std	Daisywheel	25 cps	N/A	2K	Friction and tractor std	90 days	745	

Epson America
 3415 Kashiwa St.
 Torrance, CA 90505
Facit
 9 Executive Park Dr.
 P.O. Box 334
 Merrimack, NH 03054
Fujitsu America
 3055 Orchard Dr.
 San Jose, CA 95134
General Electric
Electronics Park
 Syracuse, NY 13221
Hattori Seiko Computer Peripherals
 1111 MacArthur Blvd.
 Mahwah, NJ 07430
Hewlett-Packard
Personal Computer Group
 10520 Ridgeview Ct.
 Cupertino, CA 95014
Mannesmann Tally
 8301 S. 180th St.
 Ken, WA 98032
NEC Information Systems
 1414 Massachusetts Ave.
 Bostorough, MA 01719
Okidata
 532 Fellowship Rd.
 Mt. Laurel, NJ 08054
Panasonic
Computer Products Division
 One Panasonic Way
 Secaucus, NJ 07094
Ricoh America
 5 Dedrick Pl.
 West Caldwell, NJ 07006
Siber-Read America
 19600 S. Vermont Ave.
 Torrance, CA 90502
Star Micronics Peripheral Division
 200 Park Ave.
 Suite 2309
 Pan Am Bldg.
 New York, NY 10166
Swintec
 320 W. Commercial Ave.
 P.O. Box 356
 Moonachie, NJ 07074
TAB Products
 1400 Page Mill Rd.
 Palo Alto, CA 94304
Tandy/Radio Shack
 1800 One Tandy Center
 Fort Worth, TX 76102
Toshiba American
Information Systems Division
 2441 Michelle Dr.
 Tustin, CA 92680
Weigh-Tronix
 1000 N. Armstrong
 Fairmont, MN 56031
Xerox/Diablo
 901 Page Ave.
 P.O. Box 5030
 Fremont, CA 94537

Euchre

David Shimoda

Here's a finely detailed implementation of the popular card game of Euchre. The author originally wrote the program in Pascal on an IBM PC. He then translated the Pascal program to BASIC for the Commodore 64. We've supplied new BASIC translations for the Amiga, Apple II series, IBM PC/PCjr, and Atari 400, 800, XL, and XE. The IBM PC/PCjr version requires BASICA and a color/graphics adapter for the PC or cartridge BASIC for the PCjr. The Atari program requires a joystick. A joystick is optional for the Commodore 64 version.

"Euchre" is a four-handed translation of the popular card game of the same name. In this version, you play with a computer partner against two computer opponents. The computer will deal the cards, keep score, and play your partner's as well as your opponents' hands. Even better, it never gets bored or commits blunders such as trumping your ace. Nearly all the subtleties of the original card game are reproduced faithfully, including lone hands, short suits, and more. You can even choose different personalities for your partner and opponents. Type in the program for your computer and read the special-application notes before you run it.

Computer Personalities

The game begins by asking you to choose personalities for your partner and your opponents. Move the reverse-video cursor to your choices, and make selections by pressing the joystick button or the Return key.

The normal personality plays a more cautious game, while the aggressive personality tends to take more risks. Both opponents must have the same personality, but the partner's personality is chosen separately. This makes the game much

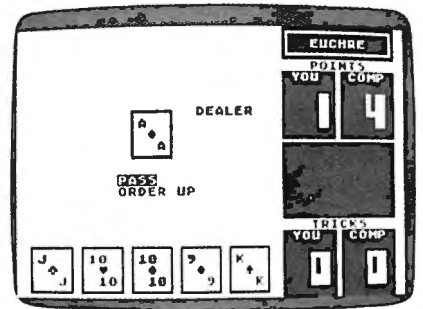
more varied than if the computer players always stick to the same, predictable strategy. One of the more difficult combinations is to choose a normal partner and aggressive opponents. Of course, your own style of play will have an impact on which combination you prefer.

Dealing And Trump


This Euchre variation uses only 24 cards from the standard 52-card deck. Each suit includes only the 9, 10, jack, queen, king, and ace. (The ace is high.) Before actual play begins, the first dealer must be selected. This is done by dealing out cards until a black jack is thrown. The first person who receives a black jack becomes the first dealer. After each hand, the position of dealer passes to the next player in clockwise order.

The dealer deals out 5 cards to each player and then places 1 card, face up, on the center of the table. The program automatically deals the cards, as it handles many other details in this game. As a consequence of this scheme, only 21 of the 24 cards are in play for any given hand. (Three cards are always left unplayed.)


The next step is to choose trump; the trump suit is the most powerful of the four suits for the current hand. Trump is determined by moving around the table in clockwise order, giving each player an opportunity to choose whether the dealer should pick up the center card. Each player can either pass or order up—order the dealer to pick up the center card. When the dealer is forced to take the center card, that card's suit becomes trump, and the dealer discards one card. The computer players, of course, decide for themselves whether to pass or order up in this phase of the game.



"Euchre" for Atari 400, 800, XL, and XE computers.



"Euchre" for the Commodore 64 (and 128 in 64 mode) reproduces the subtleties of the familiar card game.



"Euchre" for the Amiga uses fine color scaling on a 32-color screen to dress up the playing field.

If no player chooses to order up in the first circuit of the table, each player then has a chance to pick any other suit as trump. If no player chooses trump on the second circuit, the hand is thrown out completely, and another is dealt.

Lone Hands

On certain occasions, a player may choose to exclude his partner from play, a tactic which is known as playing *lonehand*. The player who chooses trump must choose at the same time whether or not to play lonehand. If a player orders up a card into his partner's hand, the player who ordered up must play lonehand. (If your partner is the dealer and you order up, you must play lonehand).

For instance, you might want to play lonehand in a case where you hold most of the high cards in a suit, and your partner is the dealer, and the center card is a high card of your strong suit. By excluding your partner and playing lonehand, you are in a very strong position to take most or all of the tricks.

Tricks And Hands

A hand consists of five *tricks*. A trick consists of all players laying down one card. The player to the left of the dealer throws down the first card in the first trick. Subsequent tricks are begun by the winner of the previous trick. Suit must be followed within a trick. That is, you must throw a card of the suit which was led, as long as you have any card of that suit.

If no trump cards are thrown in a trick, the trick is won by the player who laid the highest card of the leading suit. If trump is thrown, then the highest trump card takes the trick.

For all suits except the trump suit, the rank of the cards follows the usual order. (The 9 is low, and the ace is high.) For the trump suit, however, the jack is the highest-ranking card. The jack of the same color, but different suit, is considered part of the trump suit—and it is the second highest ranking card. For example, if the trump suit is chosen as clubs, it follows this ranking:

jack of clubs
jack of spades
ace of clubs
king of clubs
queen of clubs
10 of clubs
9 of clubs

A hand is won by the side which wins a majority of tricks (three or more). If you or your part-

ner orders up a card, your side must take the majority of tricks in that hand or else be *euchred*, meaning that the opposite side gets two extra points.

Scoring

A game of Euchre ends when one side accumulates ten or more points. You score one point for winning a hand, two points for winning all the tricks in a hand, and four points for winning all the tricks lonehand.

Commodore 64 Version

This version of Euchre (Program 1) can be played with either a joystick or the keyboard. To play with the keyboard, use the cursor keys to move the colored cursor, and press RETURN to make a selection.

Atari Version

The Atari version of Euchre (Program 2) runs on any Atari 400, 800, XL, or XE computer. It requires a joystick. Plug the joystick into port 1 before you run the program. The suits are all the same color, so you must remember that hearts and diamonds are red, while clubs and spades are black.

Apple II Version

Euchre for the Apple II runs on any computer in the Apple II series, under either ProDOS or DOS 3.3. The program consists of two files. The main program (Program 3) is written in Applesoft BASIC. It automatically loads a second file named EUCHRE.BIN which is used to create graphics. To create the EUCHRE.BIN file, enter the data from Program 4 using "Apple MLX," the machine language entry program printed elsewhere in this issue. When you run MLX, you'll be asked for a starting address and an ending address for the data. Here are the addresses you need for the EUCHRE.BIN file:

Starting address: 8CA8
Ending address: 91CE

For Program 3 to function properly, you must save the data from Program 4 with the filename EUCHRE.BIN.

The game is played with keyboard controls. Use the arrow keys and Return key to move the cursor and make selections.

IBM PC/PCjr Version

This version of Euchre (Program 5) requires color/graphics adapter hardware for the IBM PC and compatibles, and BASICA for the PC, or Cartridge BASIC for the PCjr. Move the cursor with the cursor keys, and press Enter to make selections.

Amiga Version

Euchre for the Amiga (Program 6) requires 512K of memory, and is played with keyboard controls, exactly like the IBM PC game.

For instructions on entering these programs, please refer to "COMPUTE!'s Guide to Typing in Programs" elsewhere in this issue.

Program 1: Commodore 64 Euchre

```
SK 10 GOSUB1100:GOSUB1000:GOSU
      B2700:GOSUB1300:GOSUB100
      00
SG 25 GOSUB2000
MS 30 IFTP<>4THEN70
QJ 35 POKE X,12:POKEY,30:SYSPLT
      :PRINT"[BLK]NO{2 SPACES}
      BIDS";
XQ 40 POKE X,13:POKEY,28:SYSPLT
      :PRINT"HAND{2 SPACES}DUM
      PED";
XG 50 GOSUB1400:FORI=0TO4:POKE
      X,19:POKEY,I*5+2:SYSPLT:
      PRINTEC$:NEXT
XP 51 DL=FNNP(DL):POKE X,7:POKE
      Y,12:SYSPLT:PRINTEC$:
DH 55 GOSUB1900:GOTO25
FR 70 POKE X,12:POKEY,30:SYSPLT
      :PRINT"[BLK]TRUMP: "COS(
      TP)S$(TP);
JJ 75 POKE X,13:POKEY,29:SYSPLT
      :PRINT"[BLK]BIDDER: ";:IF
      BD=0THENPRINT"YOU";:GOTO
      90
EF 80 PRINT " P"RIGHT$(STR$(BD)
      ,1);
ES 90 PRINT"[BLU]";:IFKU=0THEN
      135
AX 100 IFDL>0THEN125
KM 115 POKE X,15:POKEY,28:SYSPL
      T:PRINT"[BLK]PICK DISCA
      RD";
FD 121 GOSUB2200:POKE X,15:POKE
      Y,28:SYSPLT:PRINT"[BLU]
      {12 SPACES}";:GOTO130
XM 125 GOSUB2300
JK 130 C(DL,F)=KC:S(DL,F)=KS:G
      OSUB1220
QJ 135 POKE X,7:POKEY,12:SYSPLT
      :PRINTEC$:
MK 140 GOSUB2500:GOSUB3000:IF(
      PW(0)>9)OR(PW(1)>9)THEN
      300
GS 150 POKE X,21:POKEY,31:SYSPL
      T:N=0:GOSUB1465
MP 151 POKE X,21:POKEY,35:SYSPL
      T:N=0:GOSUB1465
AG 200 POKE X,7:POKEY,31:SYSPLT
      :N=PW(0):GOSUB1465
BS 205 POKE X,7:POKEY,35:SYSPLT
      :N=PW(1):GOSUB1465
CD 210 DL=FNNP(DL):GOSUB1355:G
      OTO25
MP 300 WT=0:IFPW(1)>=10THENWT=
      1
```



```

PE 305 POKEY,7:POKEY,29+WT*6:S
YSPLT:N=1:GOSUB1465
EQ 310 POKEY,7:POKEY,31+WT*6:S
YSPLT:N=PW(WT)-10:GOSUB
1465
KM 315 FORDE=1TO2000:NEXT
EM 320 GOSUB1450:POKEY,13:POKE
Y,30:SYSPLT:PRINT"[RED]
YOU";
DE 321 IFWT=0THENPRINT"WIN!";
PQ 322 IFWT=1THENPRINT"LOSE";
PJ 325 POKEY,15:POKEY,11:SYSPL
T:PRINT"[RVS]{BLU}PLAY
[SPACE]AGAIN?[OFF]";
BA 330 LO=11:HI=12:XP=15:YP=23
:GOSUB1910
RG 340 IFAN=11THENRUN
AB 350 PRINT"[CLR]";
GG 999 END
JH 1000 POKE53281,15:POKE53280
,6:REM SETSCR
AR 1005 PRINT"[CLR]{BLU}";
CE 1010 FORI=1TO24:PRINT"[RVS]
{2 SPACES}[OFF]
{12 SPACES}";:NEXT
FB 1015 PRINT"[RVS]{28 SPACES}
[OFF]{HOME}";
AC 1020 PRINTSPC(28)"[BLU][EA]C
CCCCCCCC[S]";
SG 1025 PRINTSPC(28)"B[RED]
{2 SPACES}EUCHRE
{2 SPACES}[BLU]B";
{32 SPACES}
DD 1030 PRINTSPC(28)"[Z]CCCCC
CCCC[X]";
XF 1031 PRINTSPC(28)"[RVS]
{12 SPACES}";
XB 1032 PRINTSPC(28)"
{3 SPACES}POINTS
{3 SPACES}[OFF]";
CD 1035 PRINTSPC(28)"[RED] YOU
[BLU][M][G][RED]COMP
[SPACE]";
SB 1040 PRINTSPC(28)"[BLU]
[5 Y]PO[5 Y]";
GR 1045 FORI=1TO4:PRINTSPC(28)
"[5 SPACES][M][G]
[5 SPACES]";:NEXT
KQ 1050 PRINTSPC(28)"[12 Y]
[5 DOWN]";
AJ 1051 PRINTSPC(28)"[12 @]";
CP 1055 PRINTSPC(28)"[RVS]
{3 SPACES}TRICKS
{3 SPACES}[OFF]";
AC 1060 PRINTSPC(28)"[RED] YOU
[BLU][M][G][RED]COMP
[SPACE]";
KE 1065 PRINTSPC(28)"[BLU]
[5 Y]PO[5 Y]";
HR 1070 FORI=1TO3:PRINTSPC(28)
"[5 SPACES][M][G]
[5 SPACES]";:NEXT
DM 1075 PRINTSPC(28)"
[5 SPACES][M][G]
[4 SPACES]";
ER 1080 POKE2023,32:POKE56295,
6
XS 1081 POKEY,7:POKEY,31:SYSPL
T:GOSUB1465:POKEY,7:PO
KEY,35:SYSPLT:GOSUB146
5
SB 1082 POKEY,21:POKEY,31:SYSP
LT:GOSUB1465:POKEY,21:
POKEY,35:SYSPLT:GOSUB1
465
QE 1090 RETURN
SS 1100 DIM C1$(7),C2$(7),S$(3
),DC(23),DS(23),C(3,4
),S(3,4),CO$(3),CX(3),C
Y(3)
MS 1101 DIM OB(6),OU(6),PU(6),
MS(6,3),GA(6),ME$(15),
PX(3),PY(3),NMS$(9,2),N
F(6)

```

```

SS 1102 DIM CL(7,3)
QS 1108 X=RND(-TI)
GQ 1109 FORI=0TO3:READS$(I),CO
$(I):NEXT
EF 1110 DATA"Z","[RED]","X","
[BLK]","S","[RED]","A"
,"[BLK]"
PE 1111 FORI=0TO6:READNF(I):NE
XT:DATA4,0,1,2,3,4,0
JH 1115 FORI=0TO7:READC1$(I),C
2$(I):NEXT
GG 1120 DATA"9","9","10","10
","J","J","Q","Q",
"K","K","A","A"
XJ 1125 DATA"J","J","J","J"
JS 1130 FORI=251TO254:READQ:PO
KEI,Q:NEXT
RK 1135 DATA24,76,240,255
EM 1140 PLT=251:X=781:Y=782:SX
=53248:BL$="
{12 SPACES}"
GQ 1145 EC$="{4 SPACES}[DOWN]
{4 LEFT}":EC$="{RVS}"+
EC$+EC$+EC$+EC$+EC$+"
[OFF]"
KS 1150 FORJ=0TO3:FORI=0TO5
AP 1155 DC(J*6+I)=I:DS(J*6+I)=
J
RF 1160 NEXTI:NEXTJ
EK 1161 FORI=0TO3:READPX(I),PY
(I):NEXT:DATA13,12,7,7
,1,12,7,17
PD 1165 FORI=0TO3:READCX(I),CY
(I):NEXT
CF 1170 DATA17,11,10,4,3,11,10
,21
SQ 1171 FORI=0TO2:FORJ=0TO9:RE
ADNMS$(J,I):NEXT:NEXT
BR 1172 DATA"[RVS][F]","[RVS]
[K] [OFF] [K]","[RVS][I]
","[RVS][I]","[E2 K]
","[RVS][I]","[RVS]
[I]","[RVS][I]","
[RVS][F]","[RVS][D]"
BX 1173 DATA"[K]","[RVS][K]
[OFF][K]","[I]","[I]
[SPACE]","[RVS][2 C]
","[I]","[F]","[OFF]
[RVS]","[F]","[C]"
DH 1174 DATA"[RVS][V]","[RVS]
[K] [OFF] [K]","[OFF]
[I]","[OFF][I] [RVS] ",
"[OFF] [K]","[OFF][I]
[RVS] ","[V]","[OFF]
[SPACE] [RVS] ","[V]
","[OFF][I] [RVS]"
EA 1175 DEF FNNP(X)=$((X+1)/4-I
NT((X+1)/4))*4
HH 1176 FORI=0TO5:READCP(I):NE
XT:DATA1,1,8,1,2,-1
QA 1177 FORI=0TO13:READMES$(I):
NEXT
XX 1178 DATA"PASS{4 SPACES}","
ORDER UP","PASS
{3 SPACES}","PICK UP",
"{2 SPACES}PASS
{4 SPACES}"
EM 1179 DATA"Z DIAMONDS","X CL
UBS{3 SPACES}","S HEAR
TS{2 SPACES}","A SPADE
S{2 SPACES}","NORMAL
{4 SPACES}"
HH 1180 DATA"AGGRESSIVE","YES"
,"NO","YES"
JD 1185 FORI=1TO3:READMX(I),MY
(I):NEXT:DATA7,2,1,10,
7,19
BQ 1186 FORI=0TO6:READOB(I),OU
(I),PU(I),MS(I,0),MS(I
,1),MS(I,2),MS(I,3),GA
(I):NEXT
FF 1187 DATA99,99,99,99,99,99,
99,99

```

```

AF 1188 DATA99,99,99,99,99,99,
99,99
JX 1189 DATA99,99,14,14,14,13,
13,99
FQ 1190 DATA20,12,08,08,08,08,
07,19
CK 1191 DATA14,00,00,00,00,00,
00,16
ES 1192 DATA00,00,00,00,00,00,
00,14
AK 1193 DATA00,00,00,00,00,00,
00,00
XX 1199 RETURN
ER 1200 IF(S=TP)AND(C=6)THENS=
S+2:S=(S/4-INT(S/4))*4
CH 1205 PRINTCOS(S)C1$(C)"
{2 SPACES}[DOWN]
{4 LEFT}S$(S)"
{3 SPACES}[DOWN]
{4 LEFT}{4 SPACES}
[DOWN]{4 LEFT}
{3 SPACES}S$(S)"
[DOWN]{4 LEFT}
{2 SPACES}C2$(C);
XQ 1207 PRINT"[BLU]";
JM 1210 RETURN
AK 1220 FORU=0TO4:POKEY,19:POK
EY,U*5+2:SYSPLT
AB 1225 C=C(0,U):S=S(0,U):GOSU
B1200:NEXTU
CQ 1230 RETURN
XH 1250 FORI=0TO23:J=INT(RND(1
)*24)
HA 1255 T=DC(I):DC(I)=DC(J):DC
(J)=T
XQ 1260 T=DS(I):DS(I)=DS(J):DS
(J)=T
HC 1265 NEXT
DE 1270 FORJ=0TO3:FORI=0TO4
AG 1275 C(J,I)=DC(J*5+I):S(J,I
)=DS(J*5+I):NEXT:NEXT:
KC=DC(20):KS=DS(20)
CA 1280 RETURN
SD 1300 GOSUB1450:POKEY,12:POK
EY,28:SYSPLT
DF 1305 PRINT"[BLK]FIRST
{2 SPACES}BLACK";
EX 1310 POKEY,13:POKEY,29:SYSP
LT
GB 1315 PRINT"JACK DEALS";
XD 1320 GOSUB1250:DL=0:CC=0
SD 1325 POKEY,CX(DL):POKEY,CY(
DL):SYSPLT
EP 1330 C=DC(CC):S=DS(CC):GOSU
B1200
PQ 1331 FORDE=1TO500:NEXT
MH 1335 IF(DC(CC)=2)AND((DS(CC
)AND253)=1)THENGOTO135
5
JC 1336 POKEY,CX(DL):POKEY,CY(
DL):SYSPLT
RC 1337 FORDE=1TO100:NEXT
MS 1340 PRINTEC$;:CC=CC+1:DL=F
NNP(DL):GOTO1325
JK 1355 GOSUB1450:PRINT"[BLK]"
;:POKEY,12:POKEY,29:SY
SPLT
RM 1356 IFDL=0THEN1370
HH 1360 PRINT"PLAYER"DL;
RE 1362 POKEY,13:POKEY,31:SYSP
LT
AG 1365 PRINT"DEALS";:GOTO1375
KX 1370 PRINT"YOUR{2 SPACES}DE
AL";
PR 1375 GOSUB1400
EB 1376 POKEY,CX(DL):POKEY,CY(
DL):SYSPLT:PRINTEC$;
JG 1380 RETURN
JM 1400 POKEY,15:POKEY,28:SYSP
LT
EE 1405 GOSUB6000:PRINT"[BLK]
[RVS] HIT BUTTON [OFF]
";:POKE198,0
RR 1410 GETWT$:IF(WT$<>CHR$(13

```

```

)AND(PEEK(56320)<>111
)THEN1410
DA 1415 PRINT"BLU";:GOSUB145
0
HP 1430 RETURN
EM 1450 FORR=12TO16:POKEX,R:PO
KEY,28:SYSPLT
JB 1455 PRINT"{12 SPACES}";:NE
XT
QR 1460 RETURN
AS 1465 PRINT"RED";:FORI=0TO
2:PRINTNMS(N,I)"DOWN"
{2 LEFT}";:NEXT:PRINT"
{OFF}{BLU}";
DQ 1470 RETURN
KE 1500 FORI=0TO3:SP(P,I)=FC(P
AND253):NS(P,I)=0:NEXT
RM 1505 FORI=0TO4:S=S(P,I):C=C
(P,I):SP(P,S)=SP(P,S)+
CP(C):NS(P,S)=NS(P,S)+
1
JH 1510 IFC=2THENS=S+2:S=(S/4-
INT(S/4))*4:SP(P,S)=SP
(P,S)+6:NS(P,S)=NS(P,S
)+1
XA 1515 IFC=5THENFORJ=0TO3:SP(
P,J)=SP(P,J)+4:NEXTJ
QJ 1520 NEXTI
SE 1525 SS=0:FORI=0TO4:IFNS(P,
I)=0THENSP(P,I)=0:SS=S
S+1
BJ 1530 NEXT:FORI=0TO3:SP(P,I)
=SP(P,I)+SS:NEXT
EC 1535 IFP<>DLTHEN1550
PX 1540 IFKC=5THENSP(P,KS)=SP(
P,KS)+4
PP 1545 SP(P,KS)=SP(P,KS)+CP(K
C):NS(P,KS)=NS(P,KS)+1
ED 1550 RETURN
BM 1600 LO=0:HI=1:XP=13:YP=10:
GOSUB1910
RX 1605 IF AN=1THENTP=KS
CE 1610 RETURN
AB 1615 POKEX,13:POKEY,10:SYSP
LT:PRINT"RVS}LONEHAND
7{OFF}";
PJ 1616 LO=12:HI=13:XP=13:YP=2
0:GOSUB1910:LH=0
SA 1618 IFAN=13THENLH=1:POKEX,
MX(BD)+2:POKEY,MY(BD):
SYSPLT:PRINT"RVS}LONE
HAND{OFF}";
CB 1619 POKEX,13:POKEY,10:SYSP
LT:PRINT"RVS}
{9 SPACES}{OFF}";
HH 1620 RETURN
SP 1625 LH=0:IFSP(P,TP)>GA(NS(
P,TP))THENLH=1
JH 1630 RETURN
EX 1650 IFFNNP(FNNP(P))=DLTHEN
GOSUB1625:F=LH:GOTO168
5
GE 1654 F=0:IFKC=2THENGOTO1660
HF 1655 IFSP(P,KS)>OU(NS(P,KS)
)THENF=1
HS 1660 IFSP(P,KS)>OB(NS(P,KS)
)THENF=1
AP 1665 IF(F=0)OR(P<>FNNP(DL))
THEN1685
XJ 1670 SB=CP(KC):IFKC=5THENS
B=3
CX 1675 FORI=0TO3:IFI<>KSTHENI
FSP(P,I)>=(SP(P,KS)-SB
)THENF=0
BR 1680 NEXT
DX 1685 IFF=1THENTP=KS
XX 1699 RETURN
SA 1700 LO=2:HI=3:XP=13:YP=11:
GOSUB1910
QH 1705 IF AN=3THENTP=KS
QM 1710 RETURN
GG 1750 IFSP(P,KS)>PU(NS(P,KS)
)THENTP=KS
AB 1755 RETURN
KE 1800 LO=4:HI=8:XP=13:YP=9:G
OSUB1910
AS 1801 IFAN=5=KSTHEN1800
AQ 1805 IFAN>4THENTP=AN-5
HD 1810 RETURN
KA 1850 DF=0:FORI=0TO3:IFI=KST
HEN1865
GQ 1855 IFSP(P,I)-MS(NS(P,I),P
S)<DFTHEN1865
CS 1860 DF=SP(P,I)-MS(NS(P,I),
PS):TP=I
RK 1865 NEXT
KH 1870 RETURN
QH 1900 FORI=1TO3:FORJ=0TO2:PO
KEX,MX(I)+J:POKEY,MY(I
):SYSPLT:PRINT"RVS}
{8 SPACES}";
PC 1905 NEXT:NEXT:PRINT"OFF"
;
PJ 1907 RETURN
ED 1910 POKE198,0:AN=LO
BD 1915 X1=XP:Y1=YP:FORI=LOTOH
I:PRINT"RVS}{BLU}";
BJ 1920 IFI<>ANTHEN1925
JC 1921 IF(AN=LO)OR(HI-LO=1)TH
ENPRINT"RED";:GOTO19
25
JM 1922 PRINTCOS(I-LO-1);
HJ 1925 POKEX,X1:POKEY,Y1:SYSP
LT:PRINTMES(I);:X1=X1+
1:NEXT
BH 1930 GETR$:DR=PEEK(56320):I
FNOT((R$="{UP}")OR(DR=
126))THENGOTO1940
RH 1935 AN=AN-1:IFAN<LOTHENAN=
HI
PJ 1940 IFNOT((R$="{DOWN}")OR(
DR=125))THENGOTO1950
GX 1945 AN=AN+1:IFAN>HITHENAN=
LO
SB 1950 IFNOT((R$=CHR$(13))OR(
DR=111))THENGOTO1915
SG 1955 X1=XP:Y1=YP:PRINT"
RVS}{BLU}";:FORI=LOTO
HI
HG 1960 POKEX,X1:POKEY,Y1:SYSP
LT:PRINTLEFT$(BL$,LEN(
MES(LO)));:X1=X1+1:NEX
T
JK 1965 PRINT"OFF";:RETURN
FQ 2000 GOSUB1250:GOSUB1220:P=
FNNP(DL):TP=4:BD=0:KU=
0
MK 2005 POKEX,7:POKEY,12:SYSPL
T:C=KC:S=KS:GOSUB1200
HX 2007 IFDL<>0THENPOKEX,MX(DL
):POKEY,MY(DL)+1:SYSP
LT:PRINT"RVS}DEALER"
BA 2010 GOSUB1500
XS 2015 IFP=0THENGOSUB1600:GOT
O2040
BH 2016 IFABS(P-DL)<>2THEN2020
RS 2017 GOSUB1625:IFLH=1THENTP
=KS:GOTO2025
RG 2020 GOSUB1650
XA 2025 POKEX,MX(P):POKEY,MY(P
):SYSPLT:PRINT"RVS}";
RH 2030 IFTP=4THENPRINT"
{2 SPACES}PASS":GOTO20
40
FD 2035 BD=P:PRINT"ORDER UP";
AF 2040 P=FNNP(P):IF(P<>DL)AND
(TP=4)THEN2010
KM 2045 P=DL:GOSUB1500:IFTP<>4
THEN2105
RM 2050 IFDL=0THENGOSUB1700:GO
TO2070
PS 2055 GOSUB1750:POKEX,MX(DL)
:POKEY,MY(DL):SYSPLT:P
RINT"RVS}{BLU}";
CQ 2060 IFTP=4THENPRINT"TURN
E
D{DOWN}{5 LEFT}DOWN";:
GOTO2070
AJ 2065 BD=P:PRINT" PICKED
[DOWN]{4 LEFT}UP";
HM 2070 FORDE=1TO2000:NEXT
HR 2071 IF(BD=0)AND(TP<>4)THEN
2105
QE 2072 POKEX,7:POKEY,12:SYSPL
T:PRINTCES$;:IFTP<>4THE
N2105
QC 2073 GOSUB1900:PS=0
HX 2075 P=FNNP(P)
JS 2080 IFP=0THENGOSUB1800:GOT
O2090
PK 2085 GOSUB1850:POKEX,MX(P):
POKEY,MY(P):SYSPLT:PRI
NT"RVS}";
RS 2086 FORDE=1TO600:NEXT
FC 2088 IFTP=4THENPRINT"
{2 SPACES}PASS";:GOTO2
090
RS 2089 BD=P:PRINTRIGHT$(MES(T
P+5),8);
HD 2090 IF(P<>DL)AND(TP=4)THEN
PS=PS+1:GOTO2075
PK 2100 GOTO2109
KK 2105 KU=1:IF(BD=0)AND(DL=2)
THENLH=1:GOTO2120
DR 2109 IFTP=4THEN2140
RA 2110 IF(LH=1)AND(BD<>0)THEN
2120
DP 2111 IFBD=0THENGOSUB1615:GO
TO2140
RS 2112 GOSUB1625
MA 2115 IFLH=0THEN2140
EX 2120 POKEX,MX(BD)+2:POKEY,M
Y(BD):SYSPLT:PRINT"
RVS}LONEHAND";
CF 2140 PRINT"OFF";:FORDE=1T
O2000:NEXT
DX 2145 GOSUB1900
PG 2150 RETURN
DF 2200 POKE198,0:F=-1
GE 2205 F=F+1:IFC(0,F)=-1THEN2
205
PQ 2210 G=F:POKESX+1,214:POKES
X,(F*5+3)*8+22:POKE532
69,1
AG 2215 POKESX+1,214:POKESX,(F
*5+3)*8+22
QS 2220 GETR$:DR=PEEK(56320):I
F(R$="")AND(DR=127)THE
N2220
ES 2225 G=F:IFNOT((R$="{LEFT}"
)OR(DR=123))THEN2250
XF 2230 F=NF(F):IFC(0,F)<0THEN
2230
CA 2245 GOTO2215
BP 2250 IFNOT((R$="{RIGHT}")OR(
DR=119))THEN2275
DA 2255 F=NF(F+2):IFC(0,F)<0TH
EN2255
QD 2270 GOTO2215
FH 2275 IFNOT((R$=CHR$(13))OR(
DR=111))THEN2215
KB 2280 RETURN
DG 2300 FORI=0TO4:IF(S(P,I)=TP
)AND(C(P,I)=2)THENC(P,
I)=7:GOTO2310
HK 2305 IF((S(P,I)AND253)=(TPA
ND253))AND(C(P,I)=2)TH
ENC(P,I)=6:S(P,I)=TP
SA 2310 NEXT
AH 2315 FORI=0TO4:FORJ=0TO3:IF
S(P,J)>S(P,J+1)THENGOT
O2331
QE 2320 IFS(P,J)=S(P,J+1)THENI
FC(P,J)>C(P,J+1)THENGO
TO2331
GC 2325 T=C(P,J):C(P,J)=C(P,J+
1):C(P,J+1)=T
KP 2330 T=S(P,J):S(P,J)=S(P,J+
1):S(P,J+1)=T
XC 2331 NEXT
SX 2335 FORI=0TO4:PT(I)=0:IFS(
P,I)=TPTHENPT(I)=C(P,I
)+10:GOTO2350

```


SF 2340	IFC(P,I)=5THENPT(I)=9: GOTO2350	Y(BD):SYSPLT:PRINT" {RVS}[9 SPACES]{OFF}"; BT=BDAND253:POKEX,15:P OKEY,28:SYSPLT	FQ 4045	IFNS(P,TP)>2THENSP=TP: GOTO5160	
QC 2345	IF(S(P,I)<>S(P,NF(I))) AND(S(P,I)<>S(P,NF(I+2)))THENPT(I)=-1	DR 3080	BT=BDAND253:POKEX,15:P OKEY,28:SYSPLT	JC 4050	GOTO5050
CE 2350	NEXT	XA 3085	PRINT"{BLK}";:IFTR(BT) <3THEN3108	HF 4100	IFNS(P,S(LD,PC(LD)))=0 THEN4115
XM 2355	L=99:FORI=0TO4:IFPT(I) <LTHENF=I:=PT(I)	JP 3086	IFTR(BT)<5THEN3097	RJ 4105	GOSUB5300:SP=S(LD,PC(L D)):IFF=1THEN5150
SQ 2360	NEXT:RETURN	AB 3087	PW(BT)=PW(BT)+2+LH*2	DH 4110	GOTO5160
MJ 2500	FORI=0TO3:FORJ=0TO3:NS (I,J)=0:NEXT:FORJ=0TO4 :IFC(I,J)<>2THEN2515	CF 3090	IFBT=0THENPRINT" {2 SPACES}YOU {2 SPACES}WON{DOWN} {9 LEFT}ALL TRICKS";:G OTO3200	XR 4115	IFNS(P,TP)=5-TKTHENSP= TP:GOTO5160
QH 2505	IFS(I,J)=TPTHENC(I,J)= 7:GOTO2515	RB 3095	IFBT=1THENPRINT"COMPUT ER WON{DOWN}[11 LEFT]A LL TRICKS";:GOTO3200	SB 4120	IFNS(P,TP)=0THEN5100
RD 2510	IFABS(S(I,J)-TP)=2THEN C(I,J)=6:S(I,J)=TP	FQ 3097	PW(BT)=PW(BT)+1	PD 4125	IFC(LD,PC(LD))=5THENSP =TP:GOTO5160
GQ 2515	NS(I,S(I,J))=NS(I,S(I, J))+1:NEXT:NEXT	EA 3100	IFTR(0)>2THENPRINT"YOU WON HAND";:GOTO3200	QC 4130	IFBD<>PTHENSP=TP:GOTO5 160
RX 2520	RETURN	FP 3105	IFTR(1)>2THENPRINT" {2 SPACES}COMPUTER {DOWN}[8 LEFT]WON HAND ";:GOTO3200	XM 4135	GOSUB5250:IFF=1THENSP= TP:GOTO5160
KJ 2700	PRINT"{HOME}[2 DOWN] {2 RIGHT}[RVS]PARTNER? {OFF}";:LO=9:HI=10:XP= 2:YP=12:GOSUB1910	SR 3108	PW(1-BT)=PW(1-BT)+2	EB 4140	GOTO5100
FK 2705	FC(0)=0:IFAN=10THENFC(0)=2	GE 3110	IFTR(0)<3THENPRINT"YOU 'VE{2 SPACES}BEEN {DOWN}[10 LEFT]EUCHRED I":GOTO3200	SA 4200	IFNS(P,S(LD,PC(LD)))=0 THEN4235
XM 2710	PRINT"{HOME}[2 DOWN] {2 RIGHT}[RVS]OPPONENT S?{OFF}";:LO=9:HI=10:X P=2:YP=14:GOSUB1910	QM 3115	IFTR(1)<3THENPRINT" {2 SPACES}COMPUTER {DOWN}[8 LEFT]EUCHRED ";:	MJ 4201	SP=S(LD,PC(LD))
EG 2715	FC(1)=0:IFAN=10THENFC(1)=2	GH 3119	FORDE=1TO4000:NEXT	KH 4205	IF(SP<>TP)AND(TL=1)THE N5160
GG 2720	PRINT"{HOME}[2 DOWN] {2 RIGHT}[RVS] {10 SPACES}{OFF}";:RET URN	EG 3200	FORDE=1TO4000:NEXT:PRI NT"{BLU}";	RS 4210	IFABS(WP-P)<>2THEN4225
FS 3000	FORI=0TO7:FORJ=0TO3:CL (I,J)=0:NEXT:NEXT:CL(2 ,TPAND253)=1	GJ 3205	RETURN	PR 4215	GOSUB5300:IFF=1THENGOS UB5350:IFF=0THEN5150
FF 3001	FORI=0TO3:SL(I)=0:NEXT	JJ 3500	IFP>0THEN3509	GS 4220	GOTO5160
XX 3002	LD=FNNP(DL):DM=4:TR(0) =0:TR(1)=0:IFLH=0THEN3 015	EG 3501	POKEX,15:POKEY,28:SYSP LT	JK 4225	GOSUB5300:IFF=1THEN515 0
QR 3005	IFBD=2THENFORI=0TO4:PO KEX,19:POKEY,I*5+2:SYS PLT:PRINTC\$;:NEXT	GK 3502	PRINT"{BLK}[RVS] YOUR {2 SPACES}PLAY {OFF} {BLU}";:GOSUB2200	DX 4230	GOTO5160
JE 3010	DM=FNNP(FNNP(BD))	MA 3503	LS=S(LD,PC(LD)):IF(PS= 0)OR(S(P,F)=LS)OR(NS(P ,LS)=0)THEN3507	BH 4235	IFNS(P,TP)<5-TKTHEN427 0
BB 3011	IFLH=1THENIFLD=DMTHENL D=FNNP(LD)	QM 3504	GOSUB2215:GOTO3503	XG 4245	SP=TP:IFABS(WP-P)=2THE N5160
EJ 3015	FORTK=0TO4:P=LD:PS=0:T L=0:IFDM=PTHENP=FNNP(P)	AF 3505	POKE53269,0:POKEX,19:P OKEY,F*5+2:SYSPLT:PRIN TEC\$;:GOTO3530	XA 4250	IFTL=0THEN5160
SP 3020	GOSUB3500:WP=P:IFLH=1T HENPS=PS+1	PE 3507	POKEX,15:POKEY,28:SYSP LT:PRINT"{12 SPACES}"	RQ 4255	GOSUB5300:IFF=1THENGOT O5400
DX 3021	SL(S(P,PC(P)))=1	BG 3508	POKE53269,0:POKEX,19:P OKEY,F*5+2:SYSPLT:PRIN TEC\$;:GOTO3530	MR 4260	GOTO5160
PP 3025	IFS(P,PC(P))=TPHENTL= 1	FJ 3509	IFTK<5THEN3515	BS 4270	IFNS(P,TP)=0THENGOTO51 00
FH 3030	FORI=1TO3:P=FNNP(P):IF P=DMTHEN3060	ER 3510	FORK=0TO4:IFC(P,J)>-1T HENF=I	KA 4275	IFABS(WP-P)<>2THEN4310
RS 3035	PS=PS+1:GOSUB3500:IFTL =0THEN3050	RH 3512	NEXT:GOTO3530	HD 4280	IF(TL=1)OR(PS=3)THEN51 00
XF 3040	IFS(P,PC(P))=TPTHENIFC (P,PC(P))>C(WP,PC(WP)) THENWP=P	MH 3515	ON(PS+1)GOSUB4000,4100 ,4200,4200	XP 4285	IFC(WP,PC(WP))=5THEN51 00
JD 3045	GOTO3060	QF 3530	PC(P)=F:POKEX,PX(P):PO KEY,PY(P):SYSPLT:C=C(P ,F):S=S(P,F):GOSUB1200	HG 4290	IFC(WP,PC(WP))<4THENSP =TP:GOTO5160
GS 3050	IFS(P,PC(P))=TPTHENWP= P:TL=1:GOTO3060	RG 3535	NS(P,S(P,F))=NS(P,S(P, F))-1:CL(C(P,F),S(P,F))=1	PD 4300	GOSUB5250:IFF=1THENSP= TP:GOTO5160
CK 3055	IFS(P,PC(P))=S(WP,PC(W P))THENIFC(P,PC(P))>C(WP,PC(WP))THENWP=P	MX 3540	RETURN	FQ 4305	GOTO5100
DF 3060	NEXT:FORDE=1TO400:NEXT	SH 4000	IFNOT(NS(P,TP)=5-TK)TH EN4015	GE 4310	IFTL=0THENSP=TP:GOTO51 60
KQ 3065	POKEX+3,(PX(WP)+1)*8+ 52:POKEX+2,(PY(WP)+1) *8+19:POKE53269,2	GR 4005	SP=TP:GOSUB5200:IFF=1T HENGOTO5150	BP 4315	GOSUB5300:IFF=1THENSP= TP:GOTO5400
GX 3071	FORDE=1TO3000:NEXT:LD= WP:WT=WPAND253:TR(WT)= TR(WT)+1	MQ 4010	GOTO5160	MQ 4320	GOTO5100
HG 3072	POKEX,21:POKEY,31+4*WT :SYSPLT:N=TR(WT):GOSUB 1465:POKE53269,0	BA 4015	IFNOT((LH=1)AND(BD=P)) THENGOTO4030	BQ 5000	F=0:FORA=0TO4:IFC(P,A) >5THENF=1
QF 3075	FORI=0TO3:POKEX,PX(I): POKEY,PY(I):SYSPLT:PRI NTEC\$;:C(I,PC(I))=-1:N EXT:NEXT	SF 4020	IFNS(P,TP)>0THENSP=TP: GOTO5150	BA 5005	NEXT:RETURN
KJ 3078	POKEX,MX(BD)+2:POKEY,M	RR 4025	GOTO5050	QR 5050	F=-1:FORA=0TO4:IF(SL(S (P,A))=0)AND(S(P,A)<>T P)THENIFC(P,A)=5THENF= A
		QF 4030	GOSUB5000:IF(F=1)AND(A BS(BD-P)=2)THENSP=TP:G OTO5150	BD 5055	NEXT:IFF>-1THEN5070
		CH 4035	GOSUB5250:IFNOT((F=1)A ND(P=BD))THENGOTO5050	CS 5060	LC=-1:FORA=0TO4:IFS(P, A)<>TPTHENIFC(P,A)>LCT HENLCT=C(P,A):F=A
		CF 4040	GOSUB5200:IFF=1THENSP= TP:GOTO5150	SB 5065	NEXT
				BQ 5070	RETURN
				SK 5100	IFNS(P,TP)>0THEN5125
				SD 5105	SP=-1:FORA=0TO4
				HM 5110	IFS(P,A)<>TPTHENIF(C(P ,A)=5)AND(NS(P,S(P,A)) >1)THENSP=S(P,A)
				EJ 5115	NEXT:IFSP>-1THEN5160
				PH 5120	GOTO5180
				FX 5125	V=4:F=-1:FORA=0TO4
				DG 5126	IFS(P,A)=TPTHEN5135
				XP 5130	IF(NS(P,S(P,A))<1)OR(SL(S(P,A))=1)THEN5135
				FH 5131	IF(C(P,A)=0)AND(C(P,A)<V)THENV=C(P,A):F=A
				HJ 5135	NEXT:IFF=-1THEN5180
				FA 5140	RETURN
				BJ 5150	IFPS=3THEN5400

```

MQ 5151 V=-1:FORA=0TO4:IFS(P,A)
)=SPTHENIFC(P,A)>VTHEN
V=C(P,A):F=A
MS 5155 NEXT:RETURN
SJ 5160 V=10:FORA=0TO4
EH 5161 IFS(P,A)=SPTHENIF(C(P,
A)>=0)AND(C(P,A)<V)THE
NV=C(P,A):F=A
RR 5165 NEXT:RETURN
SM 5180 V=10:FORA=0TO4:IFS(P,A)
)>TPTHENIFC(P,A)>-1TH
ENIFC(P,A)<VTHENV=C(P,
A):F=A
QD 5185 NEXT:RETURN
XJ 5200 HT=8:F=0
QM 5205 HT=HT-1:IFHT>0THENIFCL
(HT,TP)=1THEN5205
GJ 5210 IFHT<0THEN5240
QS 5215 FORA=0TO4:IFS(P,A)=TPT
HENIFC(P,A)=HTTHENF=1
BG 5220 NEXT
DM 5240 RETURN
XG 5250 F=1:FORA=0TO4:IFC(P,A)
>-1THENIF(S(P,A)<>TP)A
ND(C(P,A)<5)THENF=0
PH 5255 NEXT:RETURN
DD 5300 F=0:FORA=0TO4:IFS(P,A)
)=S(WP,PC(WP))THENIFC(P
,A)>C(WP,PC(WP))THENF=
1
AF 5305 NEXT:RETURN
ES 5350 F=0:FORA=0TO4:IFS(P,A)
)=S(WP,PC(WP))THENIFC(P
,A)-C(WP,PC(WP))=1THEN
F=1
BK 5355 NEXT:RETURN
PH 5400 D=10:FORA=0TO4
BC 5405 IFS(P,A)=S(WP,PC(WP))T
HENE=C(P,A)-C(WP,PC(WP
)):IF(E<D)AND(E>0)THEN
D=E:F=A
MX 5410 NEXT:RETURN
QE 6000 FORR=54272TO54296:POKE
R,0:NEXT:POKE54275,1
QC 6010 POKE54277,21:POKE54278
,135:POKE54273,150:POK
E54276,17
HX 6020 FORR=15TO0STEP-.2:POKE
54296,R:NEXT
FR 6030 POKE54276,16:POKE54296
,0:RETURN
QG 10000 POKE53285,13:POKE5328
7,11:POKE53288,5:POKE
53276,2:POKE2040,13:P
OKE2041,14
SX 10010 SA=832:FORJ=0TO1:SA=S
A+J*64:FORI=0TO63:REA
DA:POKESA+I,A:NEXT:NE
XT:RETURN
PJ 10050 DATA 0,96,0,6,108,0,6
,108
SX 10051 DATA 0,6,109,128,3,10
9,128,3
DF 10052 DATA 253,128,27,255,0
,13,255,0
PF 10053 DATA 15,255,0,7,254,0
,3,254
AX 10054 DATA 0,1,252,0,0,252,
0,0
GF 10055 DATA 252,0,0,0,0,0,0,
0
HS 10056 DATA 0,0,0,0,0,0,0,0
RH 10057 DATA 0,0,0,0,0,0,0,19
0
PP 10060 DATA 10,170,168,10,14
9,168,10,85
SR 10061 DATA 104,9,89,88,9,10
6,152,9
SG 10062 DATA 153,88,9,153,88,
9,153,88
BB 10063 DATA 9,153,88,9,106,8
8,9,89
KH 10064 DATA 152,9,89,152,9,8
9,152,9

```

```

RX 10065 DATA 89,152,9,170,88,
9,89,88
DF 10066 DATA 10,85,104,10,149
,168,10,170
FX 10067 DATA 168,0,0,0,0,0,0,
0

```

Program 2: Euchre For Atari 400, 800, XL, And XE

```

DH 1 GRAPHICS 0:POKE 710,6:P
OKE 709,0:POKE 712,112:
PRINT "PLEASE WAIT"
EI 2 FOR I=0 TO 11:READ A:PO
KE 1664+I,A:NEXT I
JB 5 DATA 104,165,203,37,204
,133,212,169,0,133,213,
96
ID 10 POKE 752,1:GOSUB 1100:
GOSUB 1000:GOSUB 2700:
GOSUB 1300
KJ 25 GOSUB 2000
NK 30 IF TP<>4 THEN 70
JC 35 POSITION 29,11:? "NO
BIDS"
KI 40 POSITION 27,12:? "HAND
DUMPED"
KK 50 GOSUB 1400:X=19:FOR I=
0 TO 4:Y=I*5+1:GOSUB 9
000:NEXT I
AO 51 J=DL:GOSUB 8100:DL=K:X
=7:Y=12:GOSUB 9000
IO 55 GOSUB 1900:GOTO 25
CE 70 POSITION 28,11:? "TRUM
P:";RS=(TP+1,TP+1)
NI 75 POSITION 28,12:? "BIDE
ERS:";IF BD=0 THEN ?
"YOU";GOTO 90
CK 80 ? "E";CHR$(ASC(STR$(BD
))+128)
MH 90 IF KU=0 THEN 135
OF 100 IF DL>0 THEN 125
OE 115 POSITION 27,14:? "PIC
K DISCARD"
AA 121 GOSUB 2200:POSITION 2
7,14:? "{12 SPACES}";:
GOTO 130
NN 125 GOSUB 2300
CP 130 C(DL,F)=KC:S(DL,F)=KS
:GOSUB 1220
BK 135 X=7:Y=11:GOSUB 9000
GB 140 GOSUB 2500:GOSUB 3000
:IF (PW(0)>9) OR (PW(
1)>9) THEN 300
DP 150 X=30:Y=20:N=0:GOSUB 1
465
EG 151 X=36:Y=20:N=0:GOSUB 1
465
AH 200 X=30:Y=6:N=PW(0):GOSU
B 1465
BD 205 X=36:Y=6:N=PW(1):GOSU
B 1465
OB 210 J=DL:GOSUB 8100:DL=K:
GOSUB 1355:GOTO 25
NB 300 WT=0:IF PW(1)>=10 THE
N WT=1
FC 305 X=27+WT*6:Y=6:N=1:GOS
UB 1465
EI 310 X=30+WT*6:Y=6:N=PW(WT
)-10:GOSUB 1465
KW 315 FOR DE=1 TO 100:NEXT
DE
PO 320 GOSUB 1450:POSITION 2
9,13:? "YOU";
JO 321 IF WT=0 THEN ? "WEND
"
ME 322 IF WT=1 THEN ? "LOSE
"
DB 325 POSITION 2,2:? "PLAY
AGAIN?"
J6 330 LO=11:HI=12:XP=2:YP=1
4:GOSUB 1910

```

```

HI 340 IF AN=11 THEN RUN
CK 350 GRAPHICS 0:END
OK 1000 ? CHR$(125)
IH 1005 POSITION 27,0:? "
{E}{10 E}{E}"
OO 1010 POSITION 27,1:? "I
EUCHRE!"
JB 1015 POSITION 27,2:? "
{E}{10 E}{E}"
JJ 1025 POSITION 30,3:? "POI
NTS"
GD 1030 POSITION 27,4:? "YC
U{E}{E}COMP"
PN 1040 FOR I=0 TO 4:POSITIO
N 27,5+I:? "
{5 SPACES}{E}{U}
{5 SPACES}":NEXT I
IL 1042 POSITION 27,10:? "
{12 E}"
HG 1043 POSITION 27,16:? "
{12 SPACES}"
HD 1045 POSITION 30,17:? "TR
ICKS"
JK 1050 POSITION 27,18:? "Y
OU{E}{U}COMP"
HD 1055 FOR I=0 TO 4:POSITIO
N 27,19+I:? "
{5 SPACES}{E}{U}
{5 SPACES}";:NEXT I
AJ 1081 N=0:X=30:Y=6:GOSUB 1
465:X=36:GOSUB 1465
EB 1082 X=30:Y=20:GOSUB 1465
:X=36:GOSUB 1465
CO 1090 GOSUB 1450:RETURN
MH 1100 DIM C1*(16),C2*(16),
ME*(10),TME*(140),BL
S*(10),FC(2),DC(23),D
S(23),EC*(5),MX(3),M
Y(3)
KD 1101 DIM CX(3),CY(3),C(3,
4),S(3,4),A*(10),S*(
4),OB(6),JU(6),PU(6)
,MS(6,3),GA(6),PX(3)
,PY(3),NF(6),CL(7,3)
KN 1102 DIM SP(3,5),NS(3,5),
CP(5),RS*(4),LTME(13
),PT(4),SL(3),TR(1),
PC(3),NM1*(30),NM2*(
30),NM3*(30),PW(1)
OL 1103 S*="{.}{P}{.}{.}":RS
*="{E}{E}{E}":BL*
*="{10 SPACES}":EC*="
{5 SPACES}"
CB 1105 FOR I=0 TO 3:FOR J=0
TO 5:SP(I,J)=0:NS(I
,J)=0:NEXT J:NEXT I
DB 1110 C1*="9 10J Q K A J J
"
DH 1115 C2*=" 910 J Q K A J
J"
FF 1120 RESTORE 1120:FOR I=0
TO 6:READ A:NF(I)=A
:NEXT I:DATA 4,0,1,2
,3,4,0
OK 1150 FOR J=0 TO 3:FOR I=0
TO 5
AP 1155 DC(J*6+I)=I:DS(J*6+I
)=J
LC 1160 NEXT I:NEXT J:PW(0)=
0:PW(1)=0
AM 1161 RESTORE 1161:FOR I=0
TO 3:READ A,B:PX(I)
=A:PY(I)=B:NEXT I:DA
TA 13,11,7,6,1,11,7,
16
DC 1163 RESTORE 1163:FOR I=0
TO 5:READ A:CP(I)=A
:NEXT I:DATA 1,1,8,1
,2,-1
AK 1165 RESTORE 1170:FOR I=0
TO 3:READ A,B:CX(I)
=A:CY(I)=B:NEXT I
HL 1170 DATA 12,11,7,6,2,11,
7,16

```



```

AL 1172 NM1$="(I) (U) (U)
      (G) (I) (U) (I) (2 U)
      (I) (I) "
JB 1173 NM2$="(G) (I) (2 U)
      (K) (U) (I) (I)
      (U) "
CA 1174 NM3$="(5 SPACES)
      (5 SPACES)
      (5 SPACES)"
MH 1175 RESTORE 1178:FOR I=0
      TO 13:READ A$:J=LEN
      (A$):LTME(I)=J-1:IF
      J<10 THEN A$(J+1)=BL
      $
BK 1176 J=(I)*10+1:TME$(J)=A
      $:NEXT I
AI 1178 DATA PASS,ORDER UP,P
      ASS,PICK UP, PASS,
      (.) DIAMONDS
OD 1179 DATA (P) CLUBS,(,} H
      EARTS,(;} SPADES,NOR
      MAL,AGGRESSIVE,YES,N
      O,YES
MI 1185 RESTORE 1185:FOR I=1
      TO 3:READ A,B:MX(I)
      =A:MY(I)=B:NEXT I:DA
      TA 7,1,1,9,7,17
PA 1186 RESTORE 1190:FOR I=0
      TO 6:READ A,B,C,D,E
      ,F,G,H:OB(I)=A:OU(I)
      =B:PU(I)=C
IK 1187 MS(I,0)=D:MS(I,1)=E:
      MS(I,2)=F:MS(I,3)=G:
      GA(I)=H:NEXT I
KJ 1190 DATA 99,99,99,99,99,
      99,99,99
KK 1191 DATA 99,99,99,99,99,
      99,99,99
GI 1192 DATA 99,99,14,14,14,
      13,13,99
GC 1193 DATA 20,12,8,8,8,8,7
      ,19
AJ 1194 DATA 14,0,0,0,0,0,0,
      16
ND 1195 DATA 0,0,0,0,0,0,0,1
      4
JP 1196 DATA 0,0,0,0,0,0,0,0
LE 1199 RETURN
GO 1200 IF (S=TP) AND (C=6)
      THEN S=S+2:S=(S/4-INT
      (S/4))*4
CC 1201 NC=C*2+1:POSITION Y,
      X:? "(Q)(3 R)(E)"
HF 1202 POSITION Y,X+1:? "I"
      ;C1$(NC,NC+1);" I"
DG 1203 POSITION Y,X+2:? "I"
      ;S$(S+1,S+1);" I"
HF 1204 POSITION Y,X+3:? "I"
      ;C2$(NC,NC+1);" I"
HE 1205 POSITION Y,X+4:? "
      (Z)(3 R)(C)";
KE 1210 RETURN
FO 1220 FOR U=0 TO 4:Y=U*5+1
      :X=19
PJ 1225 C=C(0,U):S=S(0,U):GO
      SUB 1200:NEXT U
KB 1230 RETURN
GA 1250 FOR I=0 TO 23:J=INT(
      RND(1)*24)
CG 1255 T=DC(I):DC(I)=DC(J):
      DC(J)=T
GC 1260 T=DS(I):DS(I)=DS(J):
      DS(J)=T
FB 1265 NEXT I
OH 1270 FOR J=0 TO 3:FOR I=0
      TO 4
FB 1275 C(J,I)=DC(J*5+I):S(J
      ,I)=DS(J*5+I):NEXT I
      :NEXT J:KC=DC(20):KS
      =DS(20)
KL 1280 RETURN
BC 1300 POSITION 27,11:? "RST
      BLACK"
JC 1310 POSITION 28,12:? "UR
      GK DEALS"
HC 1320 GOSUB 1250:DL=0:CC=0
PC 1330 Y=CY(DL):X=CX(DL):C=
      DC(CC):S=DS(CC):GOSU
      B 1200
LA 1331 FOR DE=1 TO 50:NEXT
      DE
IN 1335 POKE 203,DS(CC):POKE
      204,253:J=USR(1664)
      :IF (DC(CC)=2) AND (
      J=1) THEN 1355
XD 1336 Y=CY(DL):X=CX(DL):GO
      SUB 9000
LC 1337 FOR DE=1 TO 10:NEXT
      DE
HM 1340 CC=CC+1:J=DL:GOSUB 8
      100:DL=K:GOTO 1330
LP 1355 GOSUB 1450:POSITION
      28,11
FF 1356 IF DL=0 THEN 1370
ND 1360 ? "PLAYER";CHR$(AS
      C(STR$(DL))+128)
AC 1365 POSITION 29,12:? "C
      ERALS";:GOTO 1375
NG 1370 POSITION 28,12:? "G
      UR DEAL"
BF 1375 GOSUB 1400
LC 1376 Y=CY(DL):X=CX(DL):GO
      SUB 9000
KM 1380 RETURN
OH 1400 POSITION 27,14:? " H
      IT BUTTON ";
MC 1410 IF STRIG(0)=1 THEN 1
      410
BF 1415 GOSUB 1450
KI 1430 RETURN
EI 1450 FOR I=11 TO 15:POSIT
      ION 27,I:? "
      (12 SPACES)":NEXT I:R
      ETURN
PH 1465 I=N*2+1:POSITION X,Y
      :? NM1$(I,I+1);
IP 1466 POSITION X,Y+1:? NM2
      $(I,I+1);
JC 1467 POSITION X,Y+2:? NM3
      $(I,I+1);
KN 1470 RETURN
FF 1500 FOR I=0 TO 3:POKE 20
      3,P:POKE 204,253:J=U
      SR(1664)
AC 1502 SP(P,I)=FC(J):NS(P,I
      )=0:NEXT I
CJ 1505 FOR I=0 TO 4:S=S(P,I
      ):C=C(P,I):SP(P,S)=S
      P(P,S)+CP(C):NS(P,S)
      =NS(P,S)+1
HI 1510 IF C=2 THEN S=S+2:S=
      (S/4-INT(S/4))*4:SP(
      P,S)=SP(P,S)+6:NS(P,
      S)=NS(P,S)+1
MA 1515 IF C=5 THEN FOR J=0
      TO 3:SP(P,J)=SP(P,J)
      +4:NEXT J
FA 1520 NEXT I
OP 1525 SS=0:FOR I=0 TO 4:IF
      NS(P,I)=0 THEN SP(P
      ,I)=0:SS=SS+1
HK 1530 NEXT I:FOR I=0 TO 3:
      SP(P,I)=SP(P,I)+98:N
      EXT I
LB 1535 IF P<>DL THEN 1550
EA 1540 IF KC=5 THEN SP(P,KS
      )=SP(P,KS)+4
LA 1545 SP(P,KS)=SP(P,KS)+CP
      (KC):NS(P,KS)=NS(P,K
      S)+1
KL 1550 RETURN
JB 1600 LO=0:HI=1:XP=13:YP=1
      0:GOSUB 1910
AG 1605 IF AN=1 THEN TP=KS
KI 1610 RETURN
EL 1615 POSITION 8,13:? "LON
      EHAND";
EA 1616 LO=12:HI=13:XP=13:YP
      =17:GOSUB 1910:LH=0
NF 1618 IF AN=13 THEN LH=1:P
      OSITION MY(BD),MX(BD
      ):? "LONEHAND";
AG 1619 POSITION 8,13:? "
      (8 SPACES)";
KJ 1620 RETURN
AG 1625 LH=0:IF SP(P,TP)>BA(
      NS(P,TP)) THEN LH=1
KK 1630 RETURN
KL 1650 J=P:GOSUB 8100:J=K:G
      OSUB 8100:IF K=DL TH
      EN GOSUB 1625:F=LH:G
      OTO 1685
HO 1654 F=0:IF KC=2 THEN GOT
      O 1660
JA 1655 IF SP(P,KS)>OU(NS(P,
      KS)) THEN F=1
HJ 1660 IF SP(P,KS)>OB(NS(P,
      KS)) THEN F=1
ED 1665 J=DL:GOSUB 8100:IF (
      F=0) OR (P<>K) THEN
      1685
AP 1670 SB=CP(KC):IF KC=5 TH
      EN SB=3
GF 1675 FOR I=0 TO 3:IF I<>K
      S THEN IF SP(P,I)>=(
      SP(P,KS)-SB) THEN F=
      0
FH 1680 NEXT I
MF 1685 IF F=1 THEN TP=KS
LJ 1699 RETURN
JH 1700 LO=2:HI=3:XP=13:YP=1
      1:GOSUB 1910
AJ 1705 IF AN=3 THEN TP=KS
KJ 1710 RETURN
FI 1750 IF SP(P,KS)>PU(NS(P,
      KS)) THEN TP=KS
LC 1755 RETURN
HG 1800 LO=4:HI=8:XP=13:YP=9
      :GOSUB 1910
BN 1801 IF AN=5=KS THEN 1800
FP 1805 IF AN>4 THEN TP=AN-5
KK 1810 RETURN
GC 1850 DF=0:FOR I=0 TO 3:IF
      I=KS THEN 1865
II 1855 IF SP(P,I)-MS(NS(P,I
      ),PS)<DF THEN 1865
FH 1860 DF=SP(P,I)-MS(NS(P,I
      ),PS):TP=I
FM 1865 NEXT I
LA 1870 RETURN
LC 1900 FOR I=1 TO 3:FOR J=0
      TO 2:POSITION MY(I)
      ,MX(I)+J:? "
      (10 SPACES)";
BK 1905 NEXT J:NEXT I
LJ 1907 RETURN
DC 1910 AN=LO
CO 1915 POKE 77,0:X1=XP:Y1=Y
      P:FOR I=LO TO HI:GOS
      UB 8000:IF I<>AN THE
      N 1925
PH 1920 FOR J=1 TO LEN(ME$):
      ME$(J,J)=CHR$(ASC(ME
      $(J,J))+128):NEXT J
JG 1925 POSITION Y1,X1:? ME$
      ;:X1=X1+1:NEXT I
NK 1930 DR=STICK(0):IF DR<>1
      4 THEN 1940
EG 1935 AN=AN-1:IF AN<LO THE
      N AN=HI
MP 1940 IF DR<>13 THEN 1950
EH 1945 AN=AN+1:IF AN>HI THE
      N AN=LO
HF 1950 IF STRIG(0)=1 THEN 1
      915
OE 1955 X1=XP:Y1=YP:FOR I=LO
      TO HI:GOSUB 8000
JB 1960 POSITION Y1,X1:? BL$
      ;:X1=X1+1:NEXT I

```

```

LF 1965 RETURN
DC 2000 GOSUB 1250:GOSUB 122
0:J=DL:GOSUB 8100:P=
K:TP=4:BD=0:KU=0
PC 2005 X=7:Y=11:C=KC:S=KS:G
OSUB 1200
DF 2007 IF DL<>0 THEN POSITI
ON MY(DL)+1,MX(DL):?
"DEALER"
AJ 2010 GOSUB 1500
MD 2015 IF P=0 THEN GOSUB 16
00:GOTO 2040
CL 2016 IF ABS(P-DL)<>2 THEN
2020
MN 2017 GOSUB 1625:IF LH=1 T
HEN TP=KS:GOTO 2025
BA 2020 GOSUB 1650
PH 2025 POSITION MY(P),MX(P)
IL 2030 IF TP=4 THEN ? " PA
SS":GOTO 2040
LL 2035 BD=P:? "ORDER UP"
NB 2040 J=P:GOSUB 8100:P=K:I
F (P<>DL) AND (TP=4)
THEN 2010
HK 2045 P=DL:GOSUB 1500:IF T
P<>4 THEN 2105
AG 2050 IF DL=0 THEN GOSUB 1
700:GOTO 2070
AB 2055 GOSUB 1750:POSITION
MY(DL),MX(DL)
GF 2060 IF TP=4 THEN ? " TUR
NED":POSITION MY(DL)
,MX(DL)+1:? " DOWN"
:GOTO 2070
PD 2065 BD=P:? " PICKED":POS
ITION MY(DL),MX(DL)+
1:? "(3 SPACES)UP"
NN 2070 FOR DE=1 TO 100:NEXT
DE
AK 2071 IF (BD=0) AND (TP<>4
) THEN 2105
FD 2072 X=7:Y=11:GOSUB 9000:
IF TP<>4 THEN 2105
GA 2073 GOSUB 1900:PS=0
DK 2075 J=P:GOSUB 8100:P=K
MH 2080 IF P=0 THEN GOSUB 18
00:GOTO 2090
IF 2085 GOSUB 1850:POSITION
MY(P),MX(P)
LG 2086 FOR DE=1 TO 30:NEXT
DE
NI 2088 IF TP=4 THEN ? " PA
SS":GOTO 2090
JB 2089 BD=P:I=TP+5:GOSUB 80
00:? M$:
IN 2090 IF (P<>DL) AND (TP=4
) THEN PS=PS+1:GOTO
2075
MI 2100 GOTO 2109
GP 2105 KU=1:IF (BD=0) AND (
DL=2) THEN LH=1:GOTO
2120
GG 2109 IF TP=4 THEN 2140
QQ 2110 IF (LH=1) AND (BD<>0
) THEN 2120
PN 2111 IF BD=0 THEN GOSUB 1
615:GOTO 2140
BE 2112 GOSUB 1625
EP 2115 IF LH=0 THEN 2140
FC 2120 POSITION MY(BD),MX(B
D):? "LONEHAND":POSI
TION MY(BD),MX(BD)+1
:? "(8 SPACES)"
NL 2140 FOR DE=1 TO 100:NEXT
DE
BG 2145 GOSUB 1900
KI 2150 RETURN
KF 2200 F=-1
IA 2205 F=F+1:IF C(0,F)=-1 T
HEN 2205
IP 2210 G=F
GN 2215 POSITION G*5+1,19:?
"(Q){3 R}{E}":POSITI
ON G*5+1,23:? "(Z)
{3 R}{C}";
FP 2218 POSITION F*5+1,19:?
"(H){3 R}{J}":POSITI
ON F*5+1,23:? "(U)
{3 R}{I}";
ML 2220 DR=STICK(0):POKE 77,
0
NI 2225 G=F:IF DR<>11 THEN 2
250
NG 2230 F=NF(F):IF C(0,F)<0
THEN 2230
NA 2245 GOTO 2215
JO 2250 IF DR<>7 THEN 2275
EB 2255 F=NF(F+2):IF C(0,F)<
0 THEN 2255
MO 2270 GOTO 2215
MA 2275 IF STRIG(0)=1 THEN 2
215
XM 2280 RETURN
LO 2300 FOR I=0 TO 4:IF (S(P
,I)=TP) AND (C(P,I)=
2) THEN C(P,I)=7:GOT
O 2310
DG 2305 POKE 203,S(P,I):POKE
204,253:J=USR(1664)
:POKE 203,TP:POKE 20
4,253:K=USR(1664)
DK 2308 IF (J=K) AND (C(P,I)
=2) THEN C(P,I)=6:S(
P,I)=TP
EO 2310 NEXT I
BH 2315 FOR I=0 TO 4:FOR J=0
TO 3:IF S(P,J)>S(P,
J+1) THEN 2331
MH 2320 IF S(P,J)=S(P,J+1) T
HEN IF C(P,J)>C(P,J+
1) THEN 2331
LP 2325 T=C(P,J):C(P,J)=C(P,
J+1):C(P,J+1)=T
PL 2330 T=S(P,J):S(P,J)=S(P,
J+1):S(P,J+1)=T
BE 2331 NEXT J:NEXT I
AF 2335 FOR I=0 TO 4:PT(I)=0
:IF S(P,I)=TP THEN P
T(I)=C(P,I)+10:GOTO
2350
ED 2340 IF C(P,I)=5 THEN PT(
I)=9:GOTO 2350
JJ 2345 IF (S(P,I)<>S(P,NF(I
))) AND (S(P,I)<>S(P
,NF(I+2))) THEN PT(I
)=-1
FC 2350 NEXT I
AD 2355 L=99:FOR I=0 TO 4:IF
PT(I)<L THEN F=I:L=
PT(I)
GN 2360 NEXT I:RETURN
HG 2500 FOR I=0 TO 3:FOR J=0
TO 3:NS(I,J)=0:NEXT
J:FOR J=0 TO 4:IF C
(I,J)<>2 THEN 2515
NF 2505 IF S(I,J)=TP THEN C(
I,J)=7:GOTO 2515
JE 2510 IF ABS(S(I,J)-TP)=2
THEN C(I,J)=6:S(I,J)
=TP
HP 2515 NS(I,S(I,J))=NS(I,S(
I,J))+1:NEXT J:NEXT
I
KJ 2520 RETURN
CO 2700 POSITION 2,2:? "PART
NER?";:LO=9:HI=10:XP
=2:YP=12:GOSUB 1910
OD 2705 FC(0)=0:IF AN=10 THE
N FC(0)=2
NL 2710 POSITION 2,2:? "OPPO
NENTS?";:LO=9:HI=10:
XP=2:YP=14:GOSUB 191
0
OG 2715 FC(1)=0:IF AN=10 THE
N FC(1)=2
OC 2720 POSITION 2,2:? "
(10 SPACES)";:RETURN
LD 3000 FOR I=0 TO 7:FOR J=0
TO 3:CL(I,J)=0:NEXT
J:NEXT I
HH 3001 POKE 203,TP:POKE 204
,253:I=USR(1664):CL(
2,I)=1:FOR I=0 TO 3:
SL(I)=0:NEXT I
EM 3002 J=DL:GOSUB 8100:LD=K
:DM=4:TR(0)=0:TR(1)=
0:IF LH=0 THEN 3015
EB 3005 IF BD=2 THEN X=19:FO
R I=0 TO 4:Y=I*5+1:G
OSUB 9000:NEXT I
OG 3010 J=BD:GOSUB 8100:J=K:
GOSUB 8100:DM=K
IN 3011 IF LH=1 THEN IF LD=D
M THEN J=LD:GOSUB 81
00:LD=K
PN 3015 FOR TK=0 TO 4:P=LD:P
S=0:TL=0:IF DM=P THE
N J=P:GOSUB 8100:P=K
FE 3020 GOSUB 3500:WP=P:IF L
H=1 THEN PS=PS+1
HI 3021 SL(S(P,PC(P)))=1
ML 3025 IF S(P,PC(P))=TP THE
N TL=1
LP 3030 FOR I=1 TO 3:J=P:GOS
UB 8100:P=K:IF P=DM
THEN 3060
PJ 3035 PS=PS+1:GOSUB 3500:I
F TL=0 THEN 3050
CA 3040 IF S(P,PC(P))=TP THE
N IF C(P,PC(P))>C(WP
,PC(WP)) THEN WP=P
MO 3045 GOTO 3060
ND 3050 IF S(P,PC(P))=TP THE
N WP=P:TL=1:GOTO 306
0
IE 3055 IF S(P,PC(P))=S(WP,P
C(WP)) THEN IF C(P,P
C(P))>C(WP,PC(WP)) T
HEN WP=P
HA 3060 NEXT I:FOR DE=1 TO 2
0:NEXT DE
PL 3065 POSITION PY(WP),PX(WP
):? "(C){3 R}{Z}";
FE 3066 POSITION PY(WP),PX(WP
)+4:? "(E){3 R}{Q}"
;
II 3071 FOR DE=1 TO 150:NEXT
DE:LD=WP:POKE 203,W
P:POKE 204,253:J=USR
(1664):WT=J:TR(WT)=T
R(WT)+1
BN 3072 X=30+4*WT:Y=20:N=TR(
WT):GOSUB 1465
MO 3075 FOR I=0 TO 3:X=PX(I)
:Y=PY(I):GOSUB 9000:
C(I,PC(I))=-1:NEXT I
:NEXT TK
LC 3078 POSITION MY(BD),MX(B
D):PRINT "
(8 SPACES)";
NI 3080 POKE 203,BD:POKE 204
,253:BT=USR(1664):PO
SITION 27,14
FB 3085 IF TR(BT)<3 THEN 310
8
GA 3086 IF TR(BT)<5 THEN 309
7
KD 3087 PW(BT)=PW(BT)+2+LH*2
BJ 3090 IF BT=0 THEN ? "YOU
WON":POSITION 2
7,15:? "ALL TRICKS"
:GOTO 3200
EB 3095 IF BT=1 THEN ? "COME
OUTER WON":POSITION 2
7,15:? "ALL TRICKS"
:GOTO 3200
II 3097 PW(BT)=PW(BT)+1
FL 3100 IF TR(0)>2 THEN ? "YO
U WON HAND":GOTO 3
200

```



```

MP 3105 IF TR(1)>2 THEN ? "
COMPUTER":POSITIO
N 27,15:? "WON HAN
D":GOTO 3200
DO 3108 PW(1-BT)=PW(1-BT)+2
PF 3110 IF TR(0)<3 THEN ? "
OULVE BEEK":POSITIO
N 27,15:? "EUCHRED
I":GOTO 3200
JJ 3115 IF TR(1)<3 THEN ? "
COMPUTER":POSITIO
N 27,15:? "EUCHRED
I"
NK 3200 FOR DE=1 TO 200:NEXT
DE
KK 3205 RETURN
BF 3500 IF P>0 THEN 3509
NJ 3501 POSITION 27,15
DE 3502 POSITION 27,14:? " Y
OUR PLAY ":GOSUB 2
200
ED 3503 LS=S(LD,PC(LD)):IF (
PS=0) OR (S(P,F)=LS)
OR (NS(P,LS)=0) THE
N 3507
FE 3504 GOSUB 2215:GOTO 3503
FO 3505 Y=F*5+1:X=19:GOSUB 9
000:GOTO 3530
LG 3507 POSITION 27,14:? "
(12 SPACES)":
GB 3508 Y=F*5+1:X=19:GOSUB 9
000:GOTO 3530
GN 3509 IF TK<5 THEN 3515
PJ 3510 FOR K=0 TO 4:IF C(P,
J)>-1 THEN F=1
JD 3512 NEXT K:GOTO 3530
NE 3515 ON (PS+1) GOSUB 4000
,4100,4200,4200
NB 3530 PC(P)=F:Y=PY(P):X=PX
(P):C=C(P,F):S=S(P,F
):GOSUB 1200
ID 3535 NS(P,S(P,F))=NS(P,S(
P,F))-1:CL(C(P,F),S(
P,F))=1
KN 3540 RETURN
NJ 4000 IF NS(P,TP)<>5-TK TH
EN 4015
HD 4005 SP=TP:GOSUB 5200:IF
F=1 THEN GOTO 5150
HK 4010 GOTO 5160
CB 4015 IF (LH<>1) OR (BD<>P
) THEN 4030
MG 4020 IF NS(P,TP)>0 THEN S
P=TP:GOTO 5150
ND 4025 GOTO 5050
II 4030 GOSUB 5000:IF (F=1)
AND (ABS(BD-P)=2) TH
EN SP=TP:GOTO 5150
FO 4035 GOSUB 5250:IF (F<>1)
OR (P<>BD) THEN 505
0
IA 4040 GOSUB 5200:IF I=1 TH
EN SP=TP:GOTO 5150
NA 4045 IF NS(P,TP)>2 THEN S
P=TP:GOTO 5160
MM 4050 GOTO 5050
PM 4100 IF NS(P,S(LD,PC(LD))
)=0 THEN 4115
HM 4105 GOSUB 5300:SP=S(LD,P
C(LD)):IF F=1 THEN 5
150
ML 4110 GOTO 5160
JM 4115 IF NS(P,TP)=5-TK THE
N SP=TP:GOTO 5160
MK 4120 IF NS(P,TP)=0 THEN 5
100
ID 4125 IF C(LD,PC(LD))=5 TH
EN SP=TP:GOTO 5160
JJ 4130 IF BD<>P THEN SP=TP:
GOTO 5160
II 4135 GOSUB 5250:IF F=1 TH
EN SP=TP:GOTO 5160
NI 4140 GOTO 5100

```

```

AB 4200 IF NS(P,S(LD,PC(LD))
)=0 THEN 4235
HL 4201 SP=S(LD,PC(LD))
JJ 4205 IF (SP<>TP) AND (TL=
1) THEN 5160
EJ 4210 IF ABS(WP-P)<>2 THEN
4225
ID 4215 GOSUB 5300:IF F=1 TH
EN GOSUB 5350:IF F=0
THEN 5150
MM 4220 GOTO 5160
IM 4225 GOSUB 5300:IF F=1 TH
EN 5150
MO 4230 GOTO 5160
KI 4235 IF NS(P,TP)<5-TK THE
N 4270
NB 4245 SP=TP:IF ABS(WP-P)=2
THEN 5160
GC 4250 IF TL=0 THEN 5160
IN 4255 GOSUB 5300:IF F=1 TH
EN 5400
NB 4260 GOTO 5160
NA 4270 IF NS(P,TP)=0 THEN 5
100
EP 4275 IF ABS(WP-P)<>2 THEN
4310
LG 4280 IF (TL=1) OR (PS=3)
THEN 5100
LL 4285 IF C(WP,PC(WP))=5 TH
EN 5100
LC 4290 IF C(WP,PC(WP))<4 TH
EN SP=TP:GOTO 5160
IC 4300 GOSUB 5250:IF F=1 TH
EN SP=TP:GOTO 5160
ML 4305 GOTO 5100
FG 4310 IF TL=0 THEN SP=TP:G
OTO 5160
IB 4315 GOSUB 5300:IF F=1 TH
EN SP=TP:GOTO 5400
NI 4320 GOTO 5100
ID 5000 F=0:FOR A=0 TO 4:IF
C(P,A)>5 THEN F=1
GE 5005 NEXT A:RETURN
EA 5050 F=-1:FOR A=0 TO 4:IF
(SL(S(P,A))=0) AND
(S(P,A)<>TP) THEN IF
C(P,A)=5 THEN F=A
PF 5055 NEXT A:IF F>-1 THEN
5070
AJ 5060 LC=-1:FOR A=0 TO 4:I
F S(P,A)<>TP THEN IF
C(P,A)>LC THEN LC=C
(P,A):F=A
FA 5065 NEXT A
KM 5070 RETURN
NB 5100 IF NS(P,TP)>0 THEN 5
125
KP 5105 SP=-1:FOR A=0 TO 4
IF S(P,A)<>TP THEN I
F (C(P,A)=5) AND (NS
(P,S(P,A))>1) THEN S
P=S(P,A)
EP 5115 NEXT A:IF SP>-1 THEN
5160
MP 5120 GOTO 5180
FF 5125 V=4:F=-1:FOR A=0 TO
4
JM 5126 IF S(P,A)=TP THEN 51
35
NB 5130 IF (NS(P,S(P,A))<>1)
OR (SL(S(P,A))=1) T
HEN 5135
LO 5131 IF (C(P,A)>=0) AND (
C(P,A)<V) THEN V=C(P
,A):F=A
PF 5135 NEXT A:IF F=-1 THEN
5180
KK 5140 RETURN
GF 5150 IF PS=3 THEN 5400
CB 5151 V=-1:FOR A=0 TO 4:IF
S(P,A)=SP THEN IF C
(P,A)>V THEN V=C(P,A
):F=A

```

```

6K 5155 NEXT A:RETURN
GG 5160 V=10:FOR A=0 TO 4
NA 5161 IF S(P,A)=SP THEN IF
(C(P,A)>=0) AND (C(
P,A)<V) THEN V=C(P,A
):F=A
GL 5165 NEXT A:RETURN
AN 5180 V=10:FOR A=0 TO 4:IF
S(P,A)<>TP THEN IF
C(P,A)>-1 THEN IF C(
P,A)<V THEN V=C(P,A
):F=A
GN 5185 NEXT A:RETURN
MF 5200 HT=8:F=0
OF 5205 HT=HT-1:IF HT>0 THEN
IF CL(HT,TP)=1 THEN
5205
FJ 5210 IF HT<0 THEN 5240
AP 5215 FOR A=0 TO 4:IF S(P,
A)=TP THEN IF C(P,A)
=HT THEN F=1
EJ 5220 NEXT A
KL 5240 RETURN
DC 5250 F=1:FOR A=0 TO 4:IF
C(P,A)>-1 THEN IF (S
(P,A)<>TP) AND (C(P,
A)<5) THEN F=0
GL 5255 NEXT A:RETURN
KH 5300 F=0:FOR A=0 TO 4:IF
S(P,A)=S(WP,PC(WP))
THEN IF C(P,A)>C(WP,
PC(WP)) THEN F=1
GH 5305 NEXT A:RETURN
AO 5350 F=0:FOR A=0 TO 4:IF
S(P,A)=S(WP,PC(WP))
THEN IF C(P,A)-C(WP,
PC(WP))=1 THEN F=1
GH 5355 NEXT A:RETURN
FB 5400 D=10:FOR A=0 TO 4
IF S(P,A)=S(WP,PC(WP
)) THEN E=C(P,A)-C(W
P,PC(WP)):IF (E<D) A
ND (E>0) THEN D=E:F=
A
GE 5410 NEXT A:RETURN
NI 8000 J=I*10+1:ME$=TME$(J,
J+LTME(I)):RETURN
DH 8100 K=((J+1)/4-INT((J+1)
/4))*4:RETURN
PC 9000 FOR J=X TO X+4:POSIT
ION Y,J:PRINT EC$;N
EXT J:RETURN

```

Program 3: Apple II Euchre

```

9C 5 POKE 49232,0: POKE 49237,0:
POKE 49239,0: POKE 230,64:
POKE 28,42: CALL 62454
33 8 GOSUB 1100
91 10 GOSUB 1000: GOSUB 2700: GO
SUB 1300
92 25 GOSUB 2000
C5 30 INVERSE : IF TP < > 4 THEN
70
13 35 VTAB 12: HTAB 30: PRINT "N
O BIDDERS"
1F 40 VTAB 13: HTAB 29: PRINT "H
AND DUMPED"
75 50 NORMAL : GOSUB 1400:X = 20
: FOR I = 0 TO 4:Y = I * 4
+ 5: GOSUB 9000: NEXT
C7 51 DL = FN NP(DL):X = 8:Y = 1
3: GOSUB 9000
A5 55 GOSUB 1900: GOTO 25
09 70 VTAB 12: HTAB 30: PRINT "T
RUMP : ";S$(TP)
4F 75 VTAB 13: HTAB 30: PRINT "B
IDDER : "; IF BD = 0 THEN
PRINT "YOU"; GOTO 90
58 80 PRINT "P";BD
15 90 NORMAL : IF KU = 0 THEN 13
5
12 100 IF DL > 0 THEN 125

```

```

A9 115 VTAB 15: HTAB 29: PRINT "
PICK DISCARD"
9C 121 GOSUB 2200: VTAB 15: HTAB
29: PRINT EW$: GOTO 130
DC 125 GOSUB 2300
21 130 C(DL,F) = KC:S(DL,F) = KS
: GOSUB 1220
EA 135 X = 0:Y = 13: GOSUB 9000
AA 140 GOSUB 2500: GOSUB 3000: I
F (PW(0), > 9) OR (PW(1) >
9) THEN 300
70 150 X = 21:Y = 32:N = 0: GOSU
B 1465
AA 151 X = 21:Y = 38:N = 0: GOSU
B 1465
70 200 X = 7:Y = 32:N = PW(0): G
OSUB 1465
AB 205 X = 7:Y = 38:N = PW(1): G
OSUB 1465
1A 210 DL = FN NP(DL): GOSUB 135
5: GOTO 25
BF 300 WT = 0: IF PW(1) > = 10 T
HEN WT = 1
EF 305 X = 7:Y = 29 + WT * 6:N =
1: GOSUB 1465
01 310 X = 7:Y = 32 + WT * 6:N =
PW(WT) - 10: GOSUB 1465
F8 312 FOR I = 7 TO 9: VTAB I: H
TAB 29: PRINT "<": NEXT
C0 315 FOR DE = 1 TO 2000: NEXT
B1 320 GOSUB 1450: VTAB 14: HTAB
29: INVERSE: PRINT " Y
OU";
E7 321 IF WT = 0 THEN PRINT " WI
N! "
9E 322 IF WT = 1 THEN PRINT " LO
SE "
60 325 VTAB 2: HTAB 2: PRINT "PL
AY AGAIN?"
42 330 LO = 11:HI = 12:XP = 2:YP
= 14: GOSUB 1910
E9 340 IF AN = 11 THEN CALL 6245
4: GOTO 10
0A 350 TEXT: HOME: END
20 1000 HOME = HCOLOR= 3
20 1005 VTAB 1: HTAB 29: PRINT "
000000000000"
00 1010 VTAB 2: HTAB 29: PRINT "
@ EUCHRE @"
33 1015 VTAB 3: HTAB 29: PRINT "
000000000000"
F1 1025 VTAB 4: HTAB 29: PRINT "
< POINTS ;"
92 1028 VTAB 18: HTAB 29: PRINT
"< TRICKS ;"
7A 1030 VTAB 5: HTAB 29: PRINT "
<YOU ; COMP;"
F4 1040 FOR I = 0 TO 4: VTAB 6 +
I: HTAB 29: PRINT "<
; "; NEXT
E3 1042 VTAB 11: HTAB 29: PRINT
EW$
F7 1043 VTAB 17: HTAB 29: PRINT
EW$
75 1050 VTAB 19: HTAB 29: PRINT
"<YOU ; COMP;"
89 1055 FOR I = 0 TO 4: VTAB 20
+ I: HTAB 29: PRINT "<
; "; NEXT
79 1060 HPLLOT 198,40 TO 278,40
99 1065 HPLLOT 198,152 TO 278,152
: HPLLOT 198,191 TO 278,1
91
BA 1081 N = 0:X = 7:Y = 32: GOSU
B 1465:Y = 38: GOSUB 146
5
11 1082 X = 21:Y = 32: GOSUB 146
5:Y = 38: GOSUB 1465
07 1090 GOSUB 1450
1E 1095 RETURN
59 1100 DIM C(3,4),S(3,4),MS(4,3
),CL(7,3),DC(23),DS(23),
SP(3,5),NS(3,5),ME$(15),
NM$(9,2)
BB 1102 DEF FN B1(X) = NOT ( INT
(X / 2) = X / 2)
F5 1105 DEF FN NP(X) = ((X + 1)
/ 4 - INT ((X + 1) / 4))
* 4
31 1110 BL$ = "/././././." :EW$ =
"000000000000"
E4 1115 FOR I = 0 TO 3: READ S$(
I): NEXT: DATA %&,(),#+
,"-
82 1120 FOR I = 0 TO 6: READ NF(
I): NEXT: DATA 4,0,1,2,
3,4,0
A9 1125 FOR I = 0 TO 2: FOR J =
0 TO 9: READ NM$(J,I): N
EXT J,I
9E 1127 DATA #0," @",>0,>0,=0,#>
,#>,#0,#0,#0
C1 1128 DATA =0," @",#>,>0,$0,>0
,#0," @",#0,>0
45 1129 DATA @0," @",@0,@0," @",
@0,@0," @",@0," @"
03 1150 FOR J = 0 TO 3: FOR I =
0 TO 5:DC(J * 6 + I) = I
:DS(J * 6 + I) = J: NEXT
I,J
39 1161 FOR I = 0 TO 3: READ PY(
I),PX(I): NEXT: DATA 13
,14,7,8,13,2,19,8
50 1165 FOR I = 0 TO 3: READ CX(
I),CY(I): NEXT: DATA 18
,13,11,5,4,13,11,21
30 1170 FOR I = 0 TO 5: READ CP(
I): NEXT: DATA 1,1,8,1,
2,-1
87 1175 FOR I = 0 TO 13: READ ME
$(I): NEXT
0F 1178 DATA " PASS ", " ORDE
R UP ", " PASS ", " PIC
K UP ", " PASS ", " DI
AMONDS ", " CLUBS "
14 1179 DATA " HEARTS ", " SPAD
ES ", " NORMAL ", "ABBRE
SSIVE", " YES ", " NO ",
" YES "
6F 1185 FOR I = 0 TO 3: READ MX(
I),MY(I): NEXT: DATA 1,
2,8,2,2,10,8,18
AA 1186 FOR I = 0 TO 6: READ DB(
I),OU(I),PU(I),MS(I,0),M
S(I,1),MS(I,2),MS(I,3),O
A(I): NEXT
C5 1190 DATA 99,99,99,99,99,99,9
9,99
C0 1191 DATA 99,99,99,99,99,99,9
9,99
B1 1192 DATA 99,99,14,14,14,13,1
3,99
82 1193 DATA 20,12,8,8,8,8,7,19
05 1194 DATA 14,0,0,0,0,0,0,16
33 1195 DATA 0,0,0,0,0,0,0,14
A0 1196 DATA 0,0,0,0,0,0,0,0
40 1199 RETURN
C5 1200 IF (S = TP) AND (C = 6)
THEN S = S + 2:S = (S /
4 - INT (S / 4)) * 4
AA 1201 C1 = C: IF C1 > 5 THEN C
1 = 2
90 1202 CALL 36568,S * 6 + C1 +
1,Y * 7 - 2,X * 8
09 1210 RETURN
21 1220 X = 20: FOR U = 0 TO 4:Y
= U * 4 + 5
75 1225 C = C(0,U):S = S(0,U): G
OSUB 1200: NEXT
E1 1230 RETURN
11 1250 FOR I = 0 TO 23:J = INT
( RND (1) * 24):T = DC(I
):DC(I) = DC(J):DC(J) =
T
57 1260 T = DS(I):DS(I) = DS(J):
DS(J) = T: NEXT
70 1270 FOR J = 0 TO 3: FOR I =
0 TO 4
A0 1275 C(J,I) = DC(J * 5 + I):S
(J,I) = DS(J * 5 + I): N
EXT I,J:KC = DC(20):KS =
DS(20)
F5 1280 RETURN
2F 1300 INVERSE: VTAB 13: HTAB
29: PRINT "FIRST BLACK"
: VTAB 14: HTAB 30: PRIN
T "JACK DEALS"
C0 1320 NORMAL: GOSUB 1250:DL =
0:CC = 0
4B 1330 C = DC(CC):S = DS(CC):X
= CX(DL):Y = CY(DL): GOS
UB 1200
50 1331 FOR DE = 1 TO 500: NEXT
35 1335 IF (DC(CC) = 2) AND ( FN
B1(DS(CC))) THEN 1355
41 1336 X = CX(DL):Y = CY(DL): G
OSUB 9000
00 1337 FOR DE = 1 TO 100: NEXT
9A 1340 CC = CC + 1:DL = FN NP(D
L): GOTO 1330
88 1355 GOSUB 1450: VTAB 12: HTA
B 30
77 1356 INVERSE: IF DL = 0 THEN
1370
2F 1360 PRINT " PLAYER "; STR$ (
DL)
03 1365 VTAB 13: HTAB 31: PRINT
" DEALS";: GOTO 1375
4E 1370 PRINT "YOUR DEAL";
5E 1375 NORMAL: GOSUB 1400
51 1376 X = CX(DL):Y = CY(DL): G
OSUB 9000
F7 1380 RETURN
8C 1400 VTAB 15: HTAB 29: PRINT
" HIT RETURN "; CHR$ (7)
;
45 1410 K = PEEK (49152): IF K >
127 THEN POKE 49168,0
67 1412 IF K < > 141 THEN 1410
97 1415 GOSUB 1450
E5 1430 RETURN
E4 1450 FOR I = 12 TO 16: VTAB I
: HTAB 29: PRINT EW$: NE
XT: RETURN
EB 1465 FOR I = 0 TO 2: VTAB X +
I: HTAB Y: PRINT NM$(N,
I): NEXT: RETURN
E9 1500 FOR I = 0 TO 3:SP(P,I) =
FC( FN B1(P)):NS(P,I) =
0: NEXT
0A 1505 FOR I = 0 TO 4:S = S(P,I
):C = C(P,I):SP(P,S) = S
P(P,S) + CP(C):NS(P,S) =
NS(P,S) + 1
50 1510 IF C = 2 THEN S = S + 2:
S = (S / 4 - INT (S / 4)
) * 4:SP(P,S) = SP(P,S)
+ 6:NS(P,S) = NS(P,S) +
1
E1 1515 IF C = 5 THEN FOR J = 0
TO 3:SP(P,J) = SP(P,J) +
4: NEXT
B3 1520 NEXT
F8 1525 SS = 0: FOR I = 0 TO 4:
IF NS(P,I) = 0 THEN SP(P
,I) = 0:SS = SS + 1
A5 1530 NEXT: FOR I = 0 TO 3:SP
(P,I) = SP(P,I) + SS: NE
XT
79 1535 IF P < > DL THEN 1550
34 1540 IF KC = 5 THEN SP(P,KS)
= SP(P,KS) + 4
80 1545 SP(P,KS) = SP(P,KS) + CP
(KC):NS(P,KS) = NS(P,KS)
+ 1
EF 1550 RETURN
57 1600 LO = 0:HI = 1:XP = 14:YP
= 10: GOSUB 1910
10 1605 IF AN = 1 THEN TP = KS
E1 1610 RETURN
07 1615 VTAB 14: HTAB 8: PRINT "
LONEHAND";

```



```

05 1616 LO = 12:HI = 13:XP = 14:
      YP = 18: GOSUB 1910:LH =
      0
CE 1618 IF AN = 13 THEN LH = 1:
      VTAB MX(BD): HTAB MY(BD)
      : PRINT "LONEHAND":
A5 1619 VTAB 14: HTAB 8: PRINT B
      L$
E5 1620 RETURN
E9 1625 LH = 0: IF SP(P,TP) > GA
      (NS(P,TP)) THEN LH = 1
E9 1630 RETURN
05 1650 IF FN NP( FN NP(P) ) = DL
      THEN GOSUB 1625:F = LH:
      GOTO 1685
E1 1654 F = 0: IF KC = 2 THEN GO
      TO 1660
04 1655 IF SP(P,KS) > OU(NS(P,KS
      )) THEN F = 1
40 1660 IF SP(P,KS) > OB(NS(P,KS
      )) THEN F = 1
34 1665 IF (F = 0) OR (P < > FN
      NP(DL)) THEN 1685
C6 1670 SB = CP(KC): IF KC = 5 T
      HEN SB = 3
BB 1675 FOR I = 0 TO 3: IF I < >
      KS THEN IF SP(P,I) > =
      (SP(P,KS) - SB) THEN F =
      0
CD 1680 NEXT
70 1685 IF F = 1 THEN TP = KS
4A 1699 RETURN
7A 1700 LO = 2:HI = 3:XP = 14:YP
      = 10: GOSUB 1910
16 1705 IF AN = 3 THEN TP = KS
E3 1710 RETURN
DE 1750 IF SP(P,KS) > PU(NS(P,KS
      )) THEN TP = KS
1C 1755 RETURN
CD 1800 LO = 4:HI = 8:XP = 14:YP
      = 10: GOSUB 1910
C1 1801 IF AN - 5 = KS THEN 1800
BB 1805 IF AN > 4 THEN TP = AN -
      5
E5 1810 RETURN
12 1850 DF = 0: FOR I = 0 TO 3:
      IF I = KS THEN 1865
90 1855 IF SP(P,I) - MS(NS(P,I),
      PS) < DF THEN 1865
6A 1860 DF = SP(P,I) - MS(NS(P,I
      ),PS):TP = I
F1 1865 NEXT
FD 1870 RETURN
96 1900 FOR I = 1 TO 3: FOR J =
      0 TO 2: VTAB MX(I) + J:
      HTAB MY(I): PRINT BL$
27 1905 NEXT J,I
1C 1907 RETURN
0D 1910 AN = LO
54 1915 X1 = XP:Y1 = YP: FOR I =
      LO TO HI: NORMAL: IF I
      = AN THEN INVERSE
BB 1925 VTAB X1: HTAB Y1: PRINT
      ME$(I):X1 = X1 + 1: NEX
      T
E1 1930 K = PEEK (49152):J = RND
      (1): IF K > 127 THEN PO
      KE 49168,0
B3 1932 IF K < > 136 THEN 1940
CD 1935 AN = AN - 1: IF AN < LO
      THEN AN = HI
C7 1940 IF K < > 149 THEN 1950
EF 1945 AN = AN + 1: IF AN > HI
      THEN AN = LO
DC 1950 IF K < > 141 THEN GOTO 1
      915
42 1955 X1 = XP:Y1 = YP: NORMAL
      : FOR I = LO TO HI: VTAB
      X1: HTAB Y1: PRINT BL$:
      :X1 = X1 + 1: NEXT
24 1965 RETURN
16 2000 GOSUB 1250: GOSUB 1220:P
      = FN NP(DL):TP = 4:BD =
      0:KU = 0
A3 2005 X = 8:Y = 13:C = KC:S =
      KS: GOSUB 1200
71 2007 IF DL < > 0 THEN VTAB MX
      (DL): HTAB MY(DL): PRINT
      " DEALER "
44 2010 GOSUB 1500
28 2015 IF P = 0 THEN GOSUB 1600
      : GOTO 2040
69 2016 IF ABS (P - DL) < > 2 TH
      EN 2020
11 2017 GOSUB 1625: IF LH = 1 TH
      EN TP = KS: GOTO 2025
74 2020 GOSUB 1650
F9 2025 VTAB MX(P): HTAB MY(P)
1C 2030 IF TP = 4 THEN PRINT "
      PASS ": GOTO 2040
65 2035 BD = P: PRINT " ORDER UP
      "
72 2040 P = FN NP(P): IF (P < >
      DL) AND (TP = 4) THEN 20
      10
94 2045 P = DL: GOSUB 1500: IF T
      P < > 4 THEN 2105
3A 2050 IF DL = 0 THEN GOSUB 170
      0: GOTO 2070
F7 2055 GOSUB 1750: VTAB MX(DL):
      HTAB MY(DL)
E8 2060 IF TP = 4 THEN PRINT "
      TURNED ": VTAB MX(DL) +
      1: HTAB MY(DL): PRINT "
      DOWN ": GOTO 2070
E9 2065 BD = P: PRINT " PICKED
      ": VTAB MX(DL) + 1: HTA
      B MY(DL): PRINT " UP
      "
34 2070 FOR DE = 1 TO 2000: NEXT
44 2071 IF (BD = 0) AND (TP < >
      4) THEN 2105
45 2072 X = 8:Y = 13: GOSUB 9000
      : IF TP < > 4 THEN 2105
19 2073 GOSUB 1900:PS = 0
02 2075 P = FN NP(P)
CC 2080 IF P = 0 THEN GOSUB 1800
      : GOTO 2090
C9 2085 GOSUB 1850: VTAB MX(P):
      HTAB MY(P)
B4 2086 FOR DE = 1 TO 600: NEXT
67 2088 IF TP = 4 THEN PRINT "
      PASS ";; GOTO 2090
BE 2089 BD = P: PRINT ME$(TP + 5
      );
FC 2090 IF (P < > DL) AND (TP =
      4) THEN PS = PS + 1: GOT
      O 2075
98 2100 GOTO 2109
08 2105 KU = 1: IF (BD = 0) AND
      (DL = 2) THEN LH = 1: GO
      TO 2120
4C 2109 IF TP = 4 THEN 2140
48 2110 IF (LH = 1) AND (BD < >
      0) THEN 2120
60 2111 IF BD = 0 THEN GOSUB 161
      5: GOTO 2140
BA 2112 GOSUB 1625
22 2115 IF LH = 0 THEN 2140
3A 2120 VTAB 1: HTAB 2: PRINT "L
      ONEHAND"
2A 2140 FOR DE = 1 TO 2000: NEXT
0A 2145 GOSUB 1900
E8 2150 RETURN
C8 2200 F = - 1
85 2205 F = F + 1: IF C(0,F) = -
      1 THEN 2205
4A 2210 G = F
95 2215 X = (G * 4 + 5) * 7 - 5:
      Y = 158:X1 = X + 22:Y1 =
      Y + 27: HCOLOR = 1: HPLO
      T X,Y TO X1,Y TO X1,Y1 T
      O X,Y1 TO X,Y
2E 2218 X = (F * 4 + 5) * 7 - 5:
      Y = 158:X1 = X + 22:Y1 =
      Y + 27: HCOLOR = 3: HPLO
      T X,Y TO X1,Y TO X1,Y1 T
      O X,Y1 TO X,Y
46 2220 K = PEEK (49152): IF K >
      127 THEN POKE 49168,0
89 2223 IF K = 141 THEN 2280
E5 2225 G = F: IF K < > 136 THEN
      2250
18 2230 F = NF(F): IF C(0,F) < 0
      THEN 2230
88 2245 GOTO 2215
E1 2250 IF K < > 149 THEN 2275
3E 2255 F = NF(F + 2): IF C(0,F)
      < 0 THEN 2255
9C 2270 GOTO 2215
A0 2275 GOTO 2220
89 2280 X = (G * 4 + 5) * 7 - 5:
      Y = 158:X1 = X + 22:Y1 =
      Y + 27: HCOLOR = 1: HPLO
      T X,Y TO X1,Y TO X1,Y1 T
      O X,Y1 TO X,Y
IF 2285 RETURN
AF 2300 FOR I = 0 TO 4: IF (S(P,
      I) = TP) AND (C(P,I) = 2
      ) THEN C(P,I) = 7: GOTO
      2310
FE 2305 IF ( FN B1(S(P,I)) = FN
      B1(TP)) AND (C(P,I) = 2)
      THEN C(P,I) = 6:S(P,I)
      = TP
AC 2310 NEXT
20 2315 FOR I = 0 TO 4: FOR J =
      0 TO 3: IF S(P,J) > S(P,
      J + 1) THEN 2331
67 2320 IF S(P,J) = S(P,J + 1) T
      HEN IF C(P,J) > C(P,J +
      1) THEN 2331
08 2325 T = C(P,J):C(P,J) = C(P,
      J + 1):C(P,J + 1) = T
C0 2330 T = S(P,J):S(P,J) = S(P,
      J + 1):S(P,J + 1) = T
08 2331 NEXT J,I
A3 2335 FOR I = 0 TO 4:PT(I) = 0
      : IF S(P,I) = TP THEN PT
      (I) = C(P,I) / 10: GOTO
      2350
04 2340 IF C(P,I) = 5 THEN PT(I)
      = 9: GOTO 2350
10 2345 IF (S(P,I) < > S(P,NF(I)
      )) AND (S(P,I) < > S(P,N
      F(I + 2))) THEN PT(I) =
      - 1
BC 2350 NEXT
F4 2355 L = 99: FOR I = 0 TO 4:
      IF PT(I) < L THEN F = I:
      L = PT(I)
4A 2360 NEXT : RETURN
7C 2500 FOR I = 0 TO 3: FOR J =
      0 TO 3:NS(I,J) = 0: NEXT
      : FOR J = 0 TO 4: IF C(
      I,J) < > 2 THEN 2515
FF 2505 IF S(I,J) = TP THEN C(I,
      J) = 7: GOTO 2515
52 2510 IF ABS (S(I,J) - TP) = 2
      THEN C(I,J) = 6:S(I,J)
      = TP
A0 2515 NS(I,S(I,J)) = NS(I,S(I,
      J)) + 1: NEXT J,I
E4 2520 RETURN
66 2700 VTAB 2: HTAB 2: PRINT "P
      ARTNER?":LO = 9:HI = 10
      :XP = 2:YP = 12: GOSUB 1
      910
43 2705 FC(0) = 0: IF AN = 10 TH
      EN FC(0) = 2
71 2710 VTAB 2: HTAB 2: PRINT "O
      PONENTS?":LO = 9:HI =
      10:XP = 2:YP = 14: GOSUB
      1910
C8 2715 FC(1) = 0: IF AN = 10 TH
      EN FC(1) = 2
85 2720 VTAB 2: HTAB 2: PRINT BL
      $: RETURN
F9 3000 FOR I = 0 TO 7: FOR J =
      0 TO 3:CL(I,J) = 0: NEXT
      J,I:CL(2, FN B1(TP)) =
      1

```

```

07 3001 FOR I = 0 TO 3:SL(I) = 0
: NEXT I
4E 3002 LD = FN NP(DL):DM = 4:TR
(0) = 0:TR(1) = 0: IF LH
= 0 THEN 3015
2B 3005 IF BD = 2 THEN X = 20: F
OR I = 0 TO 4:Y = I * 4
+ 5: GOSUB 9000: NEXT
8A 3010 DM = FN NP( FN NP(BD))
AB 3011 IF LH = 1 THEN IF LD = D
M THEN LD = FN NP(LD)
F5 3015 FOR TK = 0 TO 4:P = LD:P
S = 0:TL = 0: IF DM = P
THEN P = FN NP(P)
EE 3020 GOSUB 3500:WP = P: IF LH
= 1 THEN PS = PS + 1
07 3021 SL(S(P,PC(P))) = 1
7F 3025 IF S(P,PC(P)) = TP THEN
TL = 1
F5 3030 FOR I = 1 TO 3:P = FN NP
(P): IF P = DM THEN 3060
69 3035 PS = PS + 1: GOSUB 3500:
IF TL = 0 THEN 3050
89 3040 IF S(P,PC(P)) = TP THEN
IF C(P,PC(P)) > C(WP,PC(
WP)) THEN WP = P
9E 3045 GOTO 3060
46 3050 IF S(P,PC(P)) = TP THEN
WP = P:TL = 1: GOTO 3060
98 3055 IF S(P,PC(P)) = S(WP,PC(
WP)) THEN IF C(P,PC(P))
> C(WP,PC(WP)) THEN WP =
P
6F 3060 NEXT : FOR DE = 1 TO 400
: NEXT
1E 3065 FOR J = 1 TO 15: FOR I =
3 TO 1 STEP - 1:Y = PX(
WP) * B - 2:X = PY(WP) *
7 - 5:X1 = X + 22:Y1 =
Y + 27
27 3070 HCOLOR= I: HPLLOT X,Y TO
X1,Y TO X1,Y1 TO X,Y1 TO
X,Y: FOR DE = 1 TO 5: N
EXT DE,I,J
EA 3071 LD = WP:WT = FN B1(WP):T
R(WT) = TR(WT) + 1
8B 3072 X = 21:Y = 32 + 6 * WT:N
= TR(WT): GOSUB 1465
AF 3075 FOR I = 0 TO 3:X = PX(I)
:Y = PY(I): GOSUB 9000:C
(I,PC(I)) = - 1: NEXT I,
TK
42 3078 VTAB 1: HTAB 2: PRINT BL
$
1B 3080 BT = FN B1(BD): VTAB 15:
HTAB 29
46 3085 IF TR(BT) < 3 THEN 3108
F6 3086 IF TR(BT) < 5 THEN 3097
AF 3087 PW(BT) = PW(BT) + 2 + LH
* 2
E5 3090 IF BT = 0 THEN PRINT "
YOU WON ": VTAB 16: HT
AB 29: PRINT " ALL TRICK
S ": GOTO 3200
25 3095 IF BT = 1 THEN PRINT "CO
MPUTER WON": VTAB 16: HT
AB 29: PRINT " ALL TRICK
S ": GOTO 3200
68 3097 PW(BT) = PW(BT) + 1
17 3100 IF TR(0) > 2 THEN PRINT
"YOU WON HAND": GOTO 32
00
80 3105 IF TR(1) > 2 THEN PRINT
" COMPUTER ": VTAB 16:
HTAB 29: PRINT " WON H
AND ": GOTO 3200
JA 3108 PW(1 - BT) = PW(1 - BT)
+ 2
DA 3110 IF TR(0) < 3 THEN PRINT
"YOU'VE BEEN": VTAB 16:
HTAB 29: PRINT " EUCHR
ED! ": GOTO 3200
85 3115 IF TR(1) < 3 THEN PRINT

```

```

" COMPUTER ": VTAB 16:
HTAB 29: PRINT " EUCHR
ED! "
5D 3200 FOR DE = 1 TO 4000: NEXT
FF 3205 RETURN
FE 3500 IF P > 0 THEN 3509
92 3502 VTAB 15: HTAB 29: PRINT
" YOUR PLAY "; GOSUB 2
200
85 3503 LS = S(LD,PC(LD)): IF (P
S = 0) OR (S(P,F) = LS)
OR (NS(P,LS) = 0) THEN 3
507
5D 3504 GOSUB 2215: GOTO 3503
A1 3505 X = 20:Y = F * 4 + 5: GO
SUB 9000: GOTO 3530
18 3507 VTAB 15: HTAB 29: PRINT
EWS$
89 3508 X = 20:Y = F * 4 + 5: GO
SUB 9000: GOTO 3530
1D 3509 IF TK < 5 THEN 3515
C2 3510 FOR K = 0 TO 4: IF C(P,J
) > - 1 THEN F = I
5D 3512 NEXT : GOTO 3530
3E 3515 ON (PS + 1) GOSUB 4000,4
100,4200,4200
5B 3530 PC(P) = F:Y = PY(P):X =
PX(P):C = C(P,F):S = S(P
,F): GOSUB 1200
7C 3535 NS(P,S(P,F)) = NS(P,S(P,
F)) - 1:CL(C(P,F),S(P,F)
) = 1
ED 3540 RETURN
72 4000 IF NS(P,TP) < > 5 - TK T
HEN 4015
7D 4005 SP = TP: GOSUB 5200: IF
F = 1 THEN GOTO 5150
6F 4010 GOTO 5160
17 4015 IF (LH < > 1) OR (BD < >
P) THEN 4030
15 4020 IF NS(P,TP) > 0 THEN SP
= TP: GOTO 5150
95 4025 GOTO 5050
D4 4030 GOSUB 5000: IF (F = 1) A
ND ( ABS (BD - P) = 2) T
HEN SP = TP: GOTO 5150
8C 4035 GOSUB 5250: IF (F < > 1)
OR (P < > BD) THEN 5050
F4 4040 GOSUB 5200: IF I = 1 THE
N SP = TP: GOTO 5150
47 4045 IF NS(P,TP) > 2 THEN SP
= TP: GOTO 5160
79 4050 GOTO 5050
EE 4100 IF NS(P,S(LD,PC(LD))) =
0 THEN 4115
55 4105 GOSUB 5300:SP = S(LD,PC(
LD)): IF F = 1 THEN 5150
71 4110 GOTO 5160
CB 4115 IF NS(P,TP) = 5 - TK THE
N SP = TP: GOTO 5160
33 4120 IF NS(P,TP) = 0 THEN 510
0
4E 4125 IF C(LD,PC(LD)) = 5 THEN
SP = TP: GOTO 5160
E7 4130 IF BD < > P THEN SP = TP
: GOTO 5160
48 4135 GOSUB 5250: IF F = 1 THE
N SP = TP: GOTO 5160
65 4140 GOTO 5100
73 4200 IF NS(P,S(LD,PC(LD))) =
0 THEN 4235
AA 4201 SP = S(LD,PC(LD))
2C 4205 IF (SP < > TP) AND (TL =
1) THEN 5160
8F 4210 IF ABS (WP - P) < > 2 TH
EN 4225
8D 4215 GOSUB 5300: IF F = 1 THE
N GOSUB 5350: IF F = 0 T
HEN 5150
77 4220 GOTO 5160
87 4225 GOSUB 5300: IF F = 1 THE
N 5150
78 4230 GOTO 5160
FE 4235 IF NS(P,TP) < > 5 - TK THE

```

```

N 4270
AB 4245 SP = TP: IF ABS (WP - P)
= 2 THEN 5160
D4 4250 IF TL = 0 THEN 5160
9C 4255 GOSUB 5300: IF F = 1 THE
N 5400
87 4260 GOTO 5160
49 4270 IF NS(P,TP) = 0 THEN 510
0
C4 4275 IF ABS (WP - P) < > 2 TH
EN 4310
DE 4280 IF (TL = 1) OR (PS = 3)
THEN 5100
8A 4285 IF C(WP,PC(WP)) = 5 THEN
5100
24 4290 IF C(WP,PC(WP)) < 4 THEN
SP = TP: GOTO 5160
18 4300 GOSUB 5250: IF F = 1 THE
N SP = TP: GOTO 5160
81 4305 GOTO 5100
53 4310 IF TL = 0 THEN SP = TP:
GOTO 5160
FB 4315 GOSUB 5300: IF F = 1 THE
N SP = TP: GOTO 5400
61 4320 GOTO 5100
45 5000 F = 0: FOR A = 0 TO 4: I
F C(P,A) > 5 THEN F = 1
57 5005 NEXT : RETURN
DF 5050 F = - 1: FOR A = 0 TO 4:
IF (SL(S(P,A)) = 0) AND
(S(P,A) < > TP) THEN IF
C(P,A) = 5 THEN F = A
65 5055 NEXT : IF F > - 1 THEN 5
070
1D 5060 LC = - 1: FOR A = 0 TO 4
: IF S(P,A) < > TP THEN
IF C(P,A) > LC THEN LC =
C(P,A):F = A
E5 5065 NEXT
F1 5070 RETURN
6F 5100 IF NS(P,TP) > 0 THEN 512
5
3C 5105 SP = - 1: FOR A = 0 TO 4
85 5110 IF S(P,A) < > TP THEN IF
(C(P,A) = 5) AND (NS(P,
S(P,A)) > 1) THEN SP = S
(P,A)
8F 5115 NEXT A: IF SP > - 1 THEN
5160
7E 5120 GOTO 5180
E3 5125 V = 4:F = - 1: FOR A = 0
TO 4
28 5126 IF S(P,A) = TP THEN 5135
ED 5130 IF (NS(P,S(P,A)) < > 1)
OR (SL(S(P,A)) = 1) THEN
5135
2C 5131 IF (C(P,A) > = 0) AND (C
(P,A) < V) THEN V = C(P,
A):F = A
7F 5135 NEXT : IF F = - 1 THEN 5
180
E7 5140 RETURN
D7 5150 IF PS = 3 THEN 5400
8F 5151 V = - 1: FOR A = 0 TO 4:
IF S(P,A) = 9P THEN IF
C(P,A) > V THEN V = C(P,
A):F = A
6D 5155 NEXT : RETURN
25 5160 V = 10: FOR A = 0 TO 4
9E 5161 IF S(P,A) = SP THEN IF (
C(P,A) > = 0) AND (C(P,A)
< < V) THEN V = C(P,A):F
= A
71 5165 NEXT : RETURN
85 5180 V = 10: FOR A = 0 TO 4:
IF S(P,A) < > TP THEN IF
C(P,A) > - 1 THEN IF C(
P,A) < V THEN V = C(P,A)
:F = A
C4 5185 NEXT A: RETURN
1B 5200 HT = 8:F = 0
43 5205 HT = HT - 1: IF HT > 0 T
HEN IF CL(HT,TP) = 1 THE
N 5205

```



```

44 5210 IF HT < 0 THEN 5240
F1 5215 FOR A = 0 TO 4: IF S(P,A)
) = TP THEN IF C(P,A) =
HT THEN F = 1
B1 5220 NEXT
E9 5240 RETURN
85 5250 F = 1: FOR A = 0 TO 4: I
F C(P,A) > - 1 THEN IF (
S(P,A) < > TP) AND (C(P,
A) < 5) THEN F = 0
4F 5255 NEXT: RETURN
A1 5300 F = 0: FOR A = 0 TO 4: I
F S(P,A) = S(WP,PC(WP))
THEN IF C(P,A) > C(WP,PC
(WP)) THEN F = 1
5D 5305 NEXT: RETURN
D8 5350 F = 0: FOR A = 0 TO 4: I
F S(P,A) = S(WP,PC(WP))
THEN IF C(P,A) - C(WP,PC
(WP)) = 1 THEN F = 1
71 5355 NEXT: RETURN
F1 5400 D = 10: FOR A = 0 TO 4
85 5405 IF S(P,A) = S(WP,PC(WP))
THEN E = C(P,A) - C(WP,
PC(WP)): IF (E < D) AND
(E > 0) THEN D = E: F = A
38 5410 NEXT: RETURN
46 9000 CALL 36568,0,Y * 7 - 1,X
* 8: RETURN

```

Program 4: Graphics File For Apple Euchre

Refer to the instructions in the article before entering this listing.

```

8CAB: D8 78 85 45 86 46 84 47 EE
8CB8: A6 07 0A 0A B0 04 10 3E B4
8CB8: 30 04 10 01 E8 E8 0A B6 B2
8CC0: 1B 18 65 06 85 1A 90 02 32
8CC8: E6 1B A5 28 85 08 A5 29 14
8CD0: 29 03 05 E6 85 09 A2 08 EB
8CDB: A0 00 B1 1A 24 32 30 02 66
8CE0: 49 7F A4 24 91 08 E6 1A E9
8CE8: D0 02 E6 1B A5 09 18 69 64
8CF0: 04 85 09 CA D0 E2 A5 45 DD
8CF8: A6 46 A4 47 58 4C F0 FD D3
8D00: 00 00 00 00 00 00 00 00 1B
8D08: 00 30 30 30 30 00 30 00 1A
8D10: 00 00 00 00 00 00 00 00 2B
8D18: FF FF FF FF 87 87 87 87 24
8D20: 87 87 87 87 FF FF FF FF 4A
8D28: 00 00 40 50 54 50 40 00 B4
8D30: 00 00 00 02 0A 02 00 00 C3
8D38: 00 18 0C 00 00 00 00 00 DA
8D40: 00 00 60 60 78 78 60 00 D3
8D48: 00 00 01 01 07 07 01 00 E9
8D50: 00 00 10 54 50 40 00 17
8D58: 00 00 02 0A 0A 02 00 00 AC
8D60: 00 00 40 70 7C 7C 60 00 21
8D68: 00 00 00 03 0F 0F 01 00 6A
8D70: 2A 2A 2A 2A 2A 2A 2A 8B
8D78: 55 55 55 55 55 55 55 93
8D80: 80 BC E6 F6 EE E6 BC 80 64
8D88: 80 98 9C 98 98 98 BC 80 48
8D90: 80 BC E6 80 BC E6 BC 80 81
8D98: 80 BC E6 80 E0 E6 BC 80 A7
8DA0: 80 B0 B8 B4 FE B0 B0 80 27
8DAB: 80 FE 86 BE E0 E6 BC 80 1D
8DB0: 80 BC 86 BE E6 E6 BC 80 C4
8DB8: 80 FE E0 B0 98 8C 8C 80 8B
8DC0: 80 BC E6 BC E6 E6 BC 80 C0
8DC8: 80 BC E6 E6 FC B0 98 80 FA
8DD0: 80 80 8C 80 80 8C 80 80 9D
8DD8: F0 F0 F0 F0 F0 F0 F0 F3
8DE0: 83 83 83 83 83 83 83 FB
8DE8: 87 87 87 87 87 87 87 04
8DF0: 7F 7F 7F 7F 00 00 00 93
8DF8: 80 BC E6 80 98 80 98 80 E3
8E00: FF FF FF FF FF FF FF 1D
8E08: 80 FC E6 E6 FE E6 E6 80 D1
8E10: 80 BE E6 E6 BE E6 E6 80 78
8E18: 80 BC E6 86 86 E6 BE 80 87

```

```

8E20: 80 BE E6 E6 E6 E6 BE 80 49
8E28: 80 FE 86 86 BE 86 FE 80 0D
8E30: 80 FE 86 86 BE 86 86 80 24
8E38: 80 BC E6 86 F6 E6 BE 80 5B
8E40: 80 E6 E6 E6 FE E6 E6 80 84
8E48: 80 98 98 98 98 98 98 41
8E50: 80 E0 E0 E0 E0 E6 BC 80 AC
8E58: 80 E6 E6 B6 9E E6 E6 80 96
8E60: 80 86 86 86 86 86 FE 80 65
8E68: 80 E6 FE E6 E6 E6 E6 80 EE
8E70: 80 BE E6 E6 E6 E6 E6 80 E9
8E78: 80 BC E6 E6 E6 E6 BC 80 1D
8E80: 80 BE E6 E6 BE 86 86 80 76
8E88: 80 BC E6 E6 E6 B6 EC 80 CC
8E90: 80 BE E6 E6 BE E6 E6 80 C8
8E98: 80 BC E6 8C 80 E6 BE 80 E9
8EA0: 80 FE 98 98 98 98 98 80 33
8EAB: 80 E6 E6 E6 E6 E6 BE 80 DB
8EB0: 80 E6 E6 E6 E6 E6 98 80 97
8EB8: 80 E6 E6 E6 E6 FE E6 80 9C
8EC0: 80 E6 E6 E6 BC E6 E6 80 F2
8EC8: 80 E6 E6 E6 BC 98 98 80 25
8ED0: 80 FE B0 98 8C 86 FE 80 BA
8ED8: 20 D0 8F B0 7E 20 E4 90 06
8EE0: 80 79 20 49 91 B0 74 AD 33
8EE8: D9 91 F0 0F A9 7F 8D E0 AD
8EF0: 91 8D E1 91 A9 07 E0 E2 F6
8EF8: 91 D0 0F 91 A9 2A 8D E0 91 6A
8F00: A9 55 8D E1 91 A9 02 8D DD
8F08: E2 91 A9 03 8D D0 91 A9 DE
8F10: 02 8D D7 91 AD DC 91 8D 39
8F18: D6 91 AD D8 91 8D D5 91 7A
8F20: 20 ED 8F A9 18 8D D1 91 83
8F28: 20 7C 90 20 40 90 EE D4 81
8F30: 91 CE D1 91 D0 F2 AD D9 A6
8F38: 91 F0 20 A0 00 AD DA 91 68
8F40: 20 6C 8F A0 04 AD DA 91 A4
8F48: 20 6C 8F A0 08 AD D9 91 CA
8F50: 20 6C 8F A0 0C AD D9 91 F2
8F58: 20 6C 8F 60 60 91 03 08 F1
8F60: 80 91 0A 08 98 91 01 01 F3
8F68: 98 91 0A 0F 0A 0A 8D 84
8F70: DE 91 B9 5C 8F 85 FC C8 B5
8F78: B9 5C 8F 85 FD C8 AD D8 20
8F80: 91 8D D5 91 B9 5C 8F C8 C6
8F88: 18 6D DC 91 C9 07 07 56
8F90: E9 07 EE D5 91 B0 F5 8D 6A
8F98: D6 91 B9 5C 8F 18 6D DD 1A
8FA0: 91 8D D4 91 A9 01 8D D0 DC
8FAB: 91 A9 07 8D D7 91 A9 08 15
8FB0: 8D D1 91 AC DE 91 B1 FC A5
8FB8: 8D E0 91 20 ED 8F 20 7C 75
8FC0: 90 20 40 90 EE D4 91 EE 1E
8FC8: DE 91 CE D1 91 D0 E4 60 AC
8FD0: 20 55 91 C9 19 90 01 60 91
8FD8: A2 00 BE DA 91 C9 07 90 1B
8FE0: 07 E9 06 EE DA 91 B0 F5 22
8FE8: 8D D9 91 18 60 AD 00 91 E5
8FF0: 8D D2 91 AB A9 00 99 E0 A9
8FF8: 91 AD D6 91 18 6D D7 91 F7
9000: C9 07 D0 05 E9 07 EE D2 46
9008: 91 8D D8 91 AD E0 91 09 A6
9010: 7F 8D D3 91 AC D6 91 F0 BC
9018: 15 A2 00 E0 E0 91 BD E0 F6
9020: 91 0A 3E E1 91 E8 EC D2 4F
9028: 91 D0 F3 88 D0 EB AC D2 AF
9030: 91 B9 E0 91 09 80 2D D3 36
9038: 91 99 E0 91 88 10 F2 60 88
9040: AC D8 91 B9 6E 90 AC D2 9D
9048: 91 88 31 FE 19 E0 91 91 6B
9050: FE 88 30 0A F0 08 B9 E0 B5
9058: 91 91 FE 88 D0 FB AC D6 A9
9060: 91 89 75 90 A0 00 31 FE D6
9068: 0D E0 91 91 FE 60 7F 7E BA
9070: 7C 78 70 60 40 00 01 03 09
9078: 07 0F 1F 3F AD D4 91 29 C5
9080: 3F A8 B9 A4 90 05 E6 85 D8
9088: FF AD D4 91 29 08 F0 02 16
9090: A9 80 18 2C D4 91 70 04 3E
9098: 10 04 69 28 69 28 6D D5 0F
90A0: 91 85 FE 60 00 04 08 0C FD
90AB: 10 14 18 1C 00 04 08 0C C7
90BB: 10 14 18 1C 01 05 07 0D DE
90BB: 11 15 19 1D 01 05 09 0D D7
90CC: 11 15 19 1D 02 06 0A 0E EE

```

```

90CB: 12 16 1A 1E 02 06 0A 0E E7
90D0: 12 16 1A 1E 03 07 0B 0F FE
90D8: 13 17 1B 1F 03 07 0B 0F FE
90E0: 13 17 1B 1F A9 00 8D DB EA
90E8: 91 8D DC 91 20 55 91 C0 25
90F0: 01 90 12 F0 01 60 C9 18 3D
90F8: 90 01 60 A9 24 8D DB 91 E9
9100: A9 04 8D DC 91 8D 11 91 EE
9108: A9 00 8D DF 91 A2 04 18 E6
9110: 69 00 6A 6E DF 91 4A 6E 64
9118: DF 91 4A 6E DF 91 CA D0 68
9120: EE AA AD DF 91 2A 2A 2A CC
9128: 2A 29 07 C9 07 D0 03 A9 53
9130: 00 E8 18 6D DC 91 C9 07 2F
9138: 90 03 A9 00 E8 8D DC 91 62
9140: 8A 18 6D DB 91 8D DB 91 26
9148: 60 20 55 91 8D D4 91 8D D7
9150: DD 91 C9 C0 60 20 B1 00 F2
9158: 20 05 E1 A5 A1 A4 A0 60 A4
9160: 7F 7F 5F 57 55 57 5F 7F CA
9168: 7F 7F 47 47 01 01 47 7F A2
9170: 7F 7F 77 55 55 57 5F 7F BD
9178: 7F 7F 5F 07 01 01 0F 7F 41
9180: 7F 7F 7F 7E 7A 7E 7F 7F 67
9188: 7F 7F 7F 7E 7E 7E 7F 7F 9F
9190: 7F 7F 7E 7A 7E 7E 7F 7F 17
9198: 7F 7F 7F 7E 78 78 7F 7F 57
91A0: 63 1C 1C 03 1F 1C 63 F1
91A8: 40 73 73 73 73 73 73 32
91B0: 1F 1F 1F 1F 1F 1C 63 12
91B8: 63 1C 1C 1C 1C 10 44 13 96
91C0: 1C 1C 1C 60 1C 1C 1C 28
91C8: 63 49 1C 1C 00 1C 1C 50 2E

```

Program 5: IBM PC/PCjr Euchre

```

N1 5 KEY OFF:DEF SEG=0:DEFINT A-
Z:POKE 1047,PEEK(1047) OR 6
4:RANDOMIZE TIMER
K1 10 GOSUB 1100:GOSUB 1000:GOSUB
B 2700:GOSUB 1300
M1 25 GOSUB 2000:COLOR 1,7
P1 30 IF TP<>4 THEN 70
M1 35 LOCATE 12,29:PRINT "NO BID
DERS"
M1 40 LOCATE 13,28:PRINT "HAND
DUMPED"
J1 50 GOSUB 1400:X=20:FOR I=0 TO
4:Y=I*5+3:GOSUB 9000:NEXT
I
E1 51 DL=FNNP(DL):X=8:Y=13:GOSUB
9000
M1 55 GOSUB 1900:GOTO 25
L1 70 COLOR 9,7:LOCATE 12,29:PRI
NT "TRUMP: ";:COLOR CO(TP
):PRINT S$(TP):COLOR 9
J1 75 LOCATE 13,29:PRINT "BIDDER
: ";:IF BD=0 THEN PRINT "y
ou";:GOTO 90
J1 80 PRINT "p";RIGHT$(STR$(BD),
1)
B1 90 IF KU=0 THEN 135
D1 100 IF DL>0 THEN 125
F1 115 COLOR 14,0:LOCATE 15,28:P
RINT "PICK DISCARD"
C1 121 GOSUB 2200:LOCATE 15,28:P
RINT " ";:GOTO
130
B1 125 GOSUB 2300
M1 130 C(DL,F)=KC:S(DL,F)=KS:GOS
UB 1220
G1 135 X=8:Y=13:GOSUB 9000
P1 140 GOSUB 2500:GOSUB 3000:COL
OR 0,4:IF (PW(0)>9) OR (P
W(1)>9) THEN 300
K1 150 X=21:Y=31:N=0:GOSUB 1465
P1 151 X=21:Y=37:N=0:GOSUB 1465
B1 200 X=7:Y=31:N=PW(0):GOSUB 14
65
M1 205 X=7:Y=37:N=PW(1):GOSUB 14
65
M1 210 DL=FNNP(DL):GOSUB 1355:GO
TO 25

```

```

LL 300 WT=0:IF PW(1)>=10 THEN WT
=1
PD 305 X=7:Y=28+WT*6:N=1:GOSUB 1
465
KL 310 X=7:Y=31+WT*6:N=PW(WT)-10
:GOSUB 1465
BC 315 FOR DE=1 TO 1000:NEXT
JF 320 GOSUB 1450:COLOR 0,4:LOCA
TE 13,28:PRINT " YOU";
GO 321 IF WT=0 THEN PRINT " WIN!
"
JA 322 IF WT=1 THEN PRINT " LOSE
"
JO 325 COLOR 7,1:LOCATE 2,2:PRIN
T "Play again?"
LL 330 LO=11:HI=12:XP=2:YP=14:GO
SUB 1910
EJ 340 IF AN=11 THEN RUN
LP 350 PRINT CHR$(125):END
EF 1000 SCREEN 0,1:WIDTH 40:COLO
R ,1,9:CLS
LB 1005 COLOR 0,6:LOCATE 1,28,0:
PRINT "██████████"
EH 1010 LOCATE 2,28:PRINT " EU
CHRE "
CH 1015 LOCATE 3,28:PRINT " █████
██████"
AF 1025 COLOR 10,0:LOCATE 4,28:P
RINT "----POINTS----"
GJ 1028 LOCATE 18,28:PRINT "----T
RICKS----"
FG 1030 COLOR 2,0:LOCATE 5,28:PR
INT " YOU COMP "
LH 1040 FOR I=0 TO 4:LOCATE 6+I,
28:PRINT " ":
NEXT
PI 1042 COLOR 5,7:LOCATE 11,28:P
RINT " "
OH 1043 LOCATE 17,28:PRINT "
"
OF 1050 COLOR 2,0:LOCATE 19,28:P
RINT " YOU COMP "
HJ 1055 FOR I=0 TO 4:LOCATE 20+I
,28:PRINT " "
;NEXT I
HC 1060 FOR I=0 TO 5:LOCATE 19+I
,33:PRINT " ";NEXT
IH 1070 FOR I=0 TO 5:LOCATE 5+I,
33:PRINT " ";NEXT
CD 1081 COLOR 0,4:N=0:X=7:Y=31:G
OSUB 1465:Y=37:GOSUB 146
5
PL 1082 X=21:Y=31:GOSUB 1465:Y=3
7:GOSUB 1465
EB 1090 GOSUB 1450:COLOR 7,1:RET
URN
DB 1100 DIM C(3,4),S(3,4),MS(6,3
),CL(7,3),DC(23),DS(23),
SP(3,5),NS(3,5),ME$(15)
JP 1105 DEF FNNP(X)=(X+1)/4-INT
((X+1)/4)*4
MA 1110 BL$=SPACE$(10):C$="9 10J
Q K A J J 9 10 J Q K A
J J"
FA 1111 T$=SPACE$(4):CD$=CHR$(31
):CL$=CHR$(29):NL$=CD$+S
TRING$(4,29)
HD 1112 N$(0)="
":N$(1)="███
███"
":N$(2)="███
███"
KO 1115 RESTORE 1115:FOR I=0 TO
3:READ S,CO(I):S$(I)=CHR
$(S):NEXT:DATA 4,4,5,0,3
,4,6,0
GO 1120 RESTORE 1120:FOR I=0 TO
6:READ NF(I):NEXT:DATA 4
,0,1,2,3,4,0
PB 1150 FOR J=0 TO 3:FOR I=0 TO
5:DC(J*6+I)=I:DS(J*6+I)=
J:NEXT I,J
ME 1161 RESTORE 1161:FOR I=0 TO
3:READ PY(I),PX(I):NEXT:
DATA 13,14,8,8,13,2,18,8
MA 1165 RESTORE 1165:FOR I=0 TO

```

```

3:READ CX(I),CY(I):NEXT:
DATA 18,12,11,5,4,12,11,
19
JK 1170 RESTORE 1170:FOR I=0 TO
5:READ CP(I):NEXT:DATA 1
,1,8,1,2,-1
OP 1175 RESTORE 1178:FOR I=0 TO
13:READ ME$(I):NEXT:ME$(
5)=CHR$(4)+ME$(5):ME$(6)
=CHR$(5)+ME$(6):ME$(7)=C
HR$(3)+ME$(7):ME$(8)=CHR
$(6)+ME$(8)
JM 1178 DATA "pass ","order u
p","pass ","pick up","
PASS "," diamonds",
" clubs "," hearts ",
" spades ","normal","ag
gressive","yes","no ","y
es"
IF 1185 RESTORE 1185:FOR I=0 TO
3:READ MX(I),MY(I):NEXT:
DATA 1,1,8,4,2,12,8,20
CG 1186 RESTORE 1190:FOR I=0 TO
6:READ OB(I),OU(I),PU(I)
,MS(I,0),MS(I,1),MS(I,2)
,MS(I,3),GA(I):NEXT
QQ 1190 DATA 99,99,99,99,99,99,9
9,99
AC 1191 DATA 99,99,99,99,99,99,9
9,99
ON 1192 DATA 99,99,14,14,14,13,1
3,99
GO 1193 DATA 20,12,8,8,8,8,7,19
LJ 1194 DATA 14,0,0,0,0,0,0,16
ED 1195 DATA 0,0,0,0,0,0,0,14
OS 1196 DATA 0,0,0,0,0,0,0,0
EM 1199 RETURN
EA 1200 IF (S=TP) AND (C=6) THEN
S=S+2:S=(S/4-INT(S/4))*
4
LL 1201 NC=C*2+1:COLOR CO(S),7:L
OCATE X,Y
II 1202 PRINT MID$(C$,NC,2);" "
;NL$;S$(S);" " ;NL$;T$;
NL$;" " ;S$(S);NL$;" "
;MID$(C$,NC+16,2);
AC 1210 RETURN
GI 1220 FOR U=0 TO 4:X=20:Y=U*5+
3
PM 1225 C=C(0,U):S=S(0,U):GOSUB
1200:NEXT
BI 1230 RETURN
QK 1250 FOR I=0 TO 23:J=INT(RND(
1)*24):T=DC(I):DC(I)=DC(
J):DC(J)=T
NJ 1260 T=DS(I):DS(I)=DS(J):DS(J
)=T:NEXT
HB 1270 FOR J=0 TO 3:FOR I=0 TO
4
CJ 1275 C(J,I)=DC(J*5+I):S(J,I)=
DS(J*5+I):NEXT I,J:KC=DC
(20):KS=DS(20)
BH 1280 RETURN
HM 1300 COLOR 1,7:LOCATE 12,28:P
RINT "FIRST BLACK":LOCA
TE 13,29:PRINT "JACK DEA
LS"
DJ 1320 GOSUB 1250:DL=0:CC=0
AG 1330 C=DC(CC):S=DS(CC):X=CX(D
L):Y=CY(DL):GOSUB 1200
PH 1331 FOR DE=1 TO 500:NEXT
ND 1335 IF (DC(CC)=2) AND ((DS(C
C) AND 253)=1) THEN 1355
CG 1336 X=CX(DL):Y=CY(DL):GOSUB
9000
HM 1337 FOR DE=1 TO 100:NEXT
EA 1340 CC=CC+1:DL=FNNP(DL):GOTO
1330
GC 1355 GOSUB 1450:COLOR 1,7:LOC
ATE 12,29
OJ 1356 IF DL=0 THEN 1370
PH 1360 PRINT " PLAYER";STR$(DL)
CM 1365 LOCATE 13,30:PRINT " DEA
LS";GOTO 1375
DF 1370 PRINT "YOUR DEAL";

```

```

HM 1375 GOSUB 1400
BC 1376 X=CX(DL):Y=CY(DL):GOSUB
9000
LD 1380 COLOR 7,1:RETURN
ND 1400 COLOR 4,0:LOCATE 15,28:P
RINT " HIT RETURN ";CHR$
(7);
JC 1410 WHILE INKEY<>CHR$(13):W
END
KC 1415 GOSUB 1450
KG 1430 COLOR 7,1:RETURN
MK 1450 COLOR 0,7:FOR I=12 TO 16
:LOCATE I,28:PRINT SPC(1
2):NEXT:RETURN
NI 1465 I=N*2+1:FOR J=0 TO 2:LOC
ATE X+J,Y:PRINT MID$(N$(
J),1,2):NEXT:RETURN
LO 1500 FOR I=0 TO 3:SP(P,I)=FC(
P AND 253):NS(P,I)=0:NEX
T
OI 1505 FOR I=0 TO 4:S=S(P,I):C=
C(P,I):SP(P,S)=SP(P,S)+C
P(C):NS(P,S)=NS(P,S)+1
OM 1510 IF C=2 THEN S=S+2:S=(S/4
-INT(S/4))*4:SP(P,S)=SP(
P,S)+6:NS(P,S)=NS(P,S)+1
KN 1515 IF C=5 THEN FOR J=0 TO 3
:SP(P,J)=SP(P,J)+4:NEXT
ON 1520 NEXT
HC 1525 SS=0:FOR I=0 TO 4:IF NS(
P,I)=0 THEN SP(P,I)=0:SS
=SS+1
AF 1530 NEXT:FOR I=0 TO 3:SP(P,I
)=SP(P,I)+SS:NEXT
NO 1535 IF P<>DL THEN 1550
OC 1540 IF KC=5 THEN SP(P,KS)=SP
(P,KS)+4
BA 1545 SP(P,KS)=SP(P,KS)+CP(KC)
:NS(P,KS)=NS(P,KS)+1
BE 1550 RETURN
EG 1600 LO=0:HI=1:XP=14:YP=11:GO
SUB 1910
BD 1605 IF AN=1 THEN TP=KS
BK 1610 RETURN
NI 1615 LOCATE 14,9:PRINT "Ioneh
and";
HM 1616 LO=12:HI=13:XP=14:YP=18:
GOSUB 1910:LH=0
DC 1618 IF AN=13 THEN LH=1:LOCAT
E MX(BD),MY(BD):PRINT "1
onehand";
PI 1619 LOCATE 14,9:PRINT "
";
BN 1620 RETURN
JJ 1625 LH=0:IF SP(P,TP)>GA(NS(P
,TP)) THEN LH=1
BA 1630 RETURN
NH 1650 IF FNNP(FNNP(P))=DL THEN
GOSUB 1625:F=LH:GOTO 16
85
OI 1654 F=0:IF KC=2 THEN GOTO 16
60
KJ 1655 IF SP(P,KS)>OU(NS(P,KS))
THEN F=1
CP 1660 IF SP(P,KS)>OB(NS(P,KS))
THEN F=1
KM 1665 IF (F=0) OR (P<>FNNP(DL)
) THEN 1685
FI 1670 SB=CP(KC):IF KC=5 THEN S
B=3
CC 1675 FOR I=0 TO 3:IF I<>KS TH
EN IF SP(P,I)>=(SP(P,KS)
-SB) THEN F=0
HD 1680 NEXT I
PA 1685 IF F=1 THEN TP=KS
EG 1699 RETURN
HG 1700 LO=2:HI=3:XP=14:YP=11:GO
SUB 1910
DN 1705 IF AN=3 THEN TP=KS
BM 1710 RETURN
IN 1750 IF SP(P,KS)>PU(NS(P,KS))
THEN TP=KS
DM 1755 RETURN
NA 1800 LO=4:HI=8:XP=14:YP=11:GO
SUB 1910

```



```

PD 1801 IF AN=5=KS THEN 1800
BM 1805 IF AN>4 THEN TP=AN-5
BO 1810 RETURN
BO 1850 DF=0:FOR I=0 TO 3:IF I=K
S THEN 1865
DE 1855 IF SP(P,I)-MS(NS(P,I),PS
)<DF THEN 1865
GC 1860 DF=SP(P,I)-MS(NS(P,I),PS
):TP=I
CC 1865 NEXT
KA 1870 RETURN
DN 1900 FOR I=1 TO 3:FOR J=0 TO
2:LOCATE MX(I)+J,MY(I):P
RINT SPACE*(8);
KO 1905 NEXT J:NEXT I
DJ 1907 RETURN
PI 1910 AN=LO
LP 1915 X1=XP:Y1=YP:FOR I=LO TO
HI:COLOR 7,1:IF I<AN TH
EN 1925
JM 1920 IF (AN=LO) OR (HI-LO=1)
THEN COLOR 1,7:GOTO 1925
ELSE COLOR ,CO(I-LO-1)
LE 1925 LOCATE X1,Y1:PRINT ME$(I
);:X1=X1+1:NEXT
OG 1930 K$=INKEY$:IF K$="" THEN
1930 ELSE IF K$=CHR$(13)
THEN 1955
DK 1932 K=ASC(RIGHT$(K$,1)):IF K
<>72 THEN 1940
JL 1935 AN=AN-1:IF AN<LO THEN AN
=HI
PA 1940 IF K<>80 THEN 1950
BM 1945 AN=AN+1:IF AN>HI THEN AN
=LO
EG 1950 GOTO 1915
OG 1955 X1=XP:Y1=YP:COLOR 7,1:FO
R I=LO TO HI:LOCATE X1,Y
1:PRINT BL$:;X1=X1+1:NEX
T
LD 1965 RETURN
JG 2000 GOSUB 1250:GOSUB 1220:P=
FNNP(DL):TP=4:BD=0:KU=0
LK 2005 X=8:Y=13:C=KC:S=KS:GOSUB
1200:COLOR 7,1
EJ 2007 IF DL<>0 THEN LOCATE MX(
DL),MY(DL):PRINT "dealer
"
FD 2010 GOSUB 1500
DJ 2015 IF P=0 THEN GOSUB 1600:G
OTO 2040
LG 2016 IF ABS(P-DL)<>2 THEN 202
0
CG 2017 GOSUB 1625:IF LH=1 THEN
TP=KS:GOTO 2025
KE 2020 GOSUB 1650
BB 2025 LOCATE MX(P),MY(P)
OJ 2030 COLOR 7,1:IF TP=4 THEN P
RINT " pass":GOTO 2040
NH 2035 BD=P:PRINT "order up"
HE 2040 P=FNNP(P):IF (P<>DL) AND
(TP=4) THEN 2010
IH 2045 P=DL:GOSUB 1500:IF TP<>4
THEN 2105
NC 2050 IF DL=0 THEN GOSUB 1700:
GOTO 2070
ML 2055 GOSUB 1750:LOCATE MX(DL)
,MY(DL)
LB 2060 IF TP=4 THEN PRINT "turn
ed":LOCATE MX(DL)+1,MY(D
L):PRINT " down":GOTO 20
70
CB 2065 BD=P:PRINT "picked":LOCA
TE MX(DL)+1,MY(DL):PRINT
" up"
BA 2070 FOR DE=1 TO 1000:NEXT
IB 2071 IF (BD=0) AND (TP<>4) TH
EN 2105
OA 2072 X=8:Y=13:GOSUB 9000:IF T
P<>4 THEN 2105
LN 2073 GOSUB 1900:PS=0
ND 2075 P=FNNP(P)
BA 2080 IF P=0 THEN GOSUB 1800:G
OTO 2090
OE 2085 GOSUB 1850:LOCATE MX(P)
,MY(P)
OG 2086 FOR DE=1 TO 300:NEXT
OO 2088 IF TP=4 THEN PRINT " pa
ss":;GOTO 2090
OJ 2089 BD=P:PRINT RIGHT$(ME$(TP
+5),8);
EO 2090 IF (P<>DL) AND (TP=4) TH
EN PS=PS+1:GOTO 2075
OO 2100 GOTO 2109
OD 2105 KU=1:IF (BD=0) AND (DL=2
) THEN LH=1:GOTO 2120
IH 2109 IF TP=4 THEN 2140
LG 2110 IF (LH=1) AND (BD<>0) TH
EN 2120
LM 2111 IF BD=0 THEN GOSUB 1615:
GOTO 2140
NM 2112 GOSUB 1625
LC 2115 IF LH=0 THEN 2140
LP 2120 LOCATE 1,1:PRINT "loneha
nd"
OJ 2140 FOR DE=1 TO 1000:NEXT
KB 2145 GOSUB 1900
JM 2150 RETURN
PG 2200 F=-1
NB 2205 F=F+1:IF C(0,F)=-1 THEN
2205
BO 2210 G=F
OB 2215 COLOR ,7:Y=6*5+4:LOCATE
21,Y:PRINT " ":LOCATE 2
2,Y:PRINT " ":LOCATE 23
,Y:PRINT " ";
OK 2218 COLOR 10,2:Y=F*5+4:LOCAT
E 21,Y:PRINT " "":LOCATE
22,Y:PRINT " "":LOCATE
23,Y:PRINT " "":;
OL 2220 K$=INKEY$:IF K$="" THEN
2220 ELSE IF K$=CHR$(13)
THEN 2280
OO 2223 K=ASC(RIGHT$(K$,1))
JG 2225 G=F:IF K<>75 THEN 2250
OB 2230 F=NF(F):IF C(0,F)<0 THEN
2230
AB 2245 GOTO 2215
FF 2250 IF K<>77 THEN 2275
NA 2255 F=NF(F+2):IF C(0,F)<0 TH
EN 2255
PG 2270 GOTO 2215
NB 2275 GOTO 2220
MO 2280 COLOR 1,7:RETURN
MH 2300 FOR I=0 TO 4:IF (S(P,I)=
TP) AND (C(P,I)=2) THEN
C(P,I)=7:GOTO 2310
AG 2305 IF ((S(P,I) AND 253)=(TP
AND 253)) AND (C(P,I)=2
) THEN C(P,I)=6:S(P,I)=TP
GJ 2310 NEXT I
OI 2315 FOR I=0 TO 4:FOR J=0 TO
3:IF S(P,J)>S(P,J+1) THE
N 2331
OE 2320 IF S(P,J)=S(P,J+1) THEN
IF C(P,J)>C(P,J+1) THEN
2331
BP 2325 T=C(P,J):C(P,J)=C(P,J+1
):C(P,J+1)=T
MO 2330 T=S(P,J):S(P,J)=S(P,J+1
):S(P,J+1)=T
JM 2331 NEXT J:NEXT I
PB 2335 FOR I=0 TO 4:PT(I)=0:IF
S(P,I)=TP THEN PT(I)=C(P
,I)+10:GOTO 2350
NB 2340 IF C(P,I)=5 THEN PT(I)=9
:GOTO 2350
FB 2345 IF (S(P,I)<>S(P,NF(I)))
AND (S(P,I)<>S(P,NF(I+2
))) THEN PT(I)=-1
GF 2350 NEXT I
LF 2355 L=99:FOR I=0 TO 4:IF PT(
I)<L THEN F=I:L=PT(I)
KK 2360 NEXT I:RETURN
OB 2500 FOR I=0 TO 3:FOR J=0 TO
3:NS(I,J)=0:NEXT J:FOR J
=0 TO 4:IF C(I,J)<>2 THE
N 2515
PF 2505 IF S(I,J)=TP THEN C(I,J)
=7:GOTO 2515
EJ 2510 IF ABS(S(I,J)-TP)=2 THEN
C(I,J)=6:S(I,J)=TP
MH 2515 NS(I,S(I,J))=NS(I,S(I,J)
)+1:NEXT J:NEXT I
BM 2520 RETURN
AH 2700 LOCATE 2,2:PRINT "Partne
r?";:LO=9:HI=10:XP=2:YP=
12:GOSUB 1910
CN 2705 FC(0)=0:IF AN=10 THEN FC
(0)=2
KG 2710 LOCATE 2,2:PRINT "Oppone
nts?";:LO=9:HI=10:XP=2:Y
P=14:GOSUB 1910
FI 2715 FC(1)=0:IF AN=10 THEN FC
(1)=2
OH 2720 LOCATE 2,2:PRINT "
";:RETURN
AH 3000 FOR I=0 TO 7:FOR J=0 TO
3:CL(I,J)=0:NEXT J,I:CL(
2,TP AND 253)=1
EF 3001 FOR I=0 TO 3:SL(I)=0:NEX
T I
BB 3002 LD=FNNP(DL):DM=4:TR(0)=0
:TR(1)=0:IF LH=0 THEN 30
15
FO 3005 IF BD=2 THEN X=20:FOR I=
0 TO 4:Y=I*5+3:GOSUB 900
0:NEXT I
EE 3010 DM=FNNP(FNNP(BD))
OI 3011 IF LH=1 THEN IF LD=DM TH
EN LD=FNNP(LD)
EM 3015 FOR TK=0 TO 4:P=LD:PS=0:
TL=0:IF DM=P THEN P=FNNP
(P)
LC 3020 GOSUB 3500:WP=P:IF LH=1
THEN PS=PS+1
FP 3021 SL(S(P,PC(P)))=1
IC 3025 IF S(P,PC(P))=TP THEN TL
=1
JL 3030 FOR I=1 TO 3:P=FNNP(P):I
F P=DM THEN 3060
MH 3035 PS=PS+1:GOSUB 3500:IF TL
=0 THEN 3050
EO 3040 IF S(P,PC(P))=TP THEN IF
C(P,PC(P))>C(WP,PC(WP))
THEN WP=P
PH 3045 GOTO 3060
FC 3050 IF S(P,PC(P))=TP THEN WP
=P:TL=1:GOTO 3060
BJ 3055 IF S(P,PC(P))=S(WP,PC(WP
)) THEN IF C(P,PC(P))>C(
WP,PC(WP)) THEN WP=P
AC 3060 NEXT:FOR DE=1 TO 200:NEX
T
EH 3065 COLOR 4,0:LOCATE PX(WP)
,PY(WP)+2
OY 3070 PRINT " "":CD$;CL$;" "":N
L$;CD$;" "":CD$;CL$;" "":;
OL 3071 FOR DE=1 TO 2000:NEXT:LD
=WP:WT=WP AND 253:TR(WT)
=TR(WT)+1
IO 3072 COLOR 0,4:X=21:Y=31+6*WT
:N=TR(WT):GOSUB 1465
PA 3075 FOR I=0 TO 3:X=PX(I):Y=P
Y(I):GOSUB 9000:C(I,PC(I
))=-1:NEXT I,TK
NB 3078 LOCATE 1,1:PRINT "
";
FA 3080 BT=BD AND 253:LOCATE 15,
28
CA 3085 COLOR 0,4:IF TR(BT)<3 TH
EN 3108
MH 3086 IF TR(BT)<5 THEN 3097
KD 3087 PW(BT)=PW(BT)+2+LH*2
CN 3090 IF BT=0 THEN PRINT " YO
U WON ":LOCATE 16,28:P
RINT " ALL TRICKS ":GOTO
3200
BD 3095 IF BT=1 THEN PRINT "COMP
UTER WON":LOCATE 16,28:P
RINT " ALL TRICKS ":GOTO
3200

```

```

EJ 3097 PW(BT)=PW(BT)+1
PB 3100 IF TR(0)>2 THEN PRINT "Y
OU WON HAND";GOTO 3200
BA 3105 IF TR(1)>2 THEN PRINT "
COMPUTER ":LOCATE 16,2
B:PRINT " WON HAND ":G
OTO 3200
IC 3108 PW(1-BT)=PW(1-BT)+2
JK 3110 IF TR(0)<3 THEN PRINT "Y
OU'VE BEEN":LOCATE 16,2
B:PRINT " EUCHRED! ":G
OTO 3200
FO 3115 IF TR(1)<3 THEN PRINT "
COMPUTER ":LOCATE 16,2
B:PRINT " EUCHRED! "
BC 3200 FOR DE=1 TO 2000:NEXT
BF 3205 RETURN
DK 3500 IF P>0 THEN 3509
HD 3502 COLOR 14,0:LOCATE 15,28:
PRINT " YOUR PLAY ";:GO
SUB 2200
CP 3503 LS=S(LD,PC(LD)):IF (PS=0
) OR (S(P,F)=LS) OR (NS(
P,LS)=0) THEN 3507
DB 3504 GOSUB 2215:GOTO 3503
EI 3505 X=20:Y=F*5+3:GOSUB 9000:
GOTO 3530
KJ 3507 COLOR 7:LOCATE 15,28:PRI
NT " ";
EE 3508 X=20:Y=F*5+3:GOSUB 9000:
GOTO 3530
PB 3509 IF TK<5 THEN 3515
KB 3510 FOR K=0 TO 4:IF C(P,J)-
1 THEN F=I
JO 3512 NEXT K:GOTO 3530
MC 3515 ON (PS+1) GOSUB 4000,410
0,4200,4200
JD 3530 PC(P)=F:Y=PY(P):X=PX(P):
C=C(P,F):S=S(P,F):GOSUB
1200
DC 3535 NS(P,S(P,F))=NS(P,S(P,F
)):1:CL(C(P,F),S(P,F))=1
BD 3540 RETURN
GE 4000 IF NS(P,TP)<>5-TK THEN 4
015
CC 4005 SP=TP:GOSUB 5200:IF F=1
THEN GOTO 5150
PC 4010 GOTO 5160
HD 4015 IF (LH<>1) OR (BD<>P) TH
EN 4030
JA 4020 IF NS(P,TP)>0 THEN SP=TP
:GOTO 5150
PA 4025 GOTO 5050
LN 4030 GOSUB 5000:IF (F=1) AND
(ABS(BD-P)=2) THEN SP=TP
:GOTO 5150
EM 4035 GOSUB 5250:IF (F<>1) OR
(P<>BD) THEN 5050
LG 4040 GOSUB 5200:IF I=1 THEN S
P=TP:GOTO 5150
PE 4045 IF NS(P,TP)>2 THEN SP=TP
:GOTO 5160
OF 4050 GOTO 5050
PP 4100 IF NS(P,S(LD,PC(LD)))=0
THEN 4115
JH 4105 GOSUB 5300:SP=S(LD,PC(LD
)):IF F=1 THEN 5150
PE 4110 GOTO 5160
BG 4115 IF NS(P,TP)=5-TK THEN SP
=TP:GOTO 5160
SA 4120 IF NS(P,TP)=0 THEN 5100
CI 4125 IF C(LD,PC(LD))=5 THEN S
P=TP:GOTO 5160
KB 4130 IF BD<>P THEN SP=TP:GOTO
5160
QH 4135 GOSUB 5250:IF F=1 THEN S
P=TP:GOTO 5160
LP 4140 GOTO 5100
GP 4200 IF NS(P,S(LD,PC(LD)))=0
THEN 4235
KB 4201 SP=S(LD,PC(LD))
OO 4205 IF (SP<>TP) AND (TL=1) T
HEN 5160
NE 4210 IF ABS(WP-P)<>2 THEN 422

```

```

5
LN 4215 GOSUB 5300:IF F=1 THEN G
OSUB 5350:IF F=0 THEN 51
50
BJ 4220 GOTO 5160
KD 4225 GOSUB 5300:IF F=1 THEN 5
150
QM 4230 GOTO 5160
EC 4235 IF NS(P,TP)<5-TK THEN 42
70
FN 4245 SP=TP:IF ABS(WP-P)=2 THE
N 5160
JE 4250 IF TL=0 THEN 5160
ML 4255 GOSUB 5300:IF F=1 THEN 5
400
AF 4260 GOTO 5160
HB 4270 IF NS(P,TP)=0 THEN 5100
GD 4275 IF ABS(WP-P)<>2 THEN 431
0
JH 4280 IF (TL=1) OR (PS=3) THEN
5100
BN 4285 IF C(WP,PC(WP))=5 THEN 5
100
JM 4290 IF C(WP,PC(WP))<4 THEN S
P=TP:GOTO 5160
DE 4300 GOSUB 5250:IF F=1 THEN S
P=TP:GOTO 5160
ML 4305 GOTO 5100
JC 4310 IF TL=0 THEN SP=TP:GOTO
5160
EB 4315 GOSUB 5300:IF F=1 THEN S
P=TP:GOTO 5400
LN 4320 GOTO 5100
PA 5000 F=0:FOR A=0 TO 4:IF C(P,
A)>5 THEN F=1
EB 5005 NEXT A:RETURN
BA 5050 F=-1:FOR A=0 TO 4:IF (SL
(S(P,A))=0) AND (S(P,A)<
>TP) THEN IF C(P,A)=5 TH
EN F=A
KH 5055 NEXT A:IF F>-1 THEN 5070
CF 5060 LC=-1:FOR A=0 TO 4:IF S(
P,A)<>TP THEN IF C(P,A)>
LC THEN LC=C(P,A):F=A
CB 5065 NEXT A
BE 5070 RETURN
DO 5100 IF NS(P,TP)>0 THEN 5125
KM 5105 SP=-1:FOR A=0 TO 4
NM 5110 IF S(P,A)<>TP THEN IF (C
(P,A)=5) AND (NS(P,S(P,A
)))>1) THEN SP=S(P,A)
JD 5115 NEXT A:IF SP>-1 THEN 516
0
BC 5120 GOTO 5180
IJ 5125 V=4:F=-1:FOR A=0 TO 4
MN 5126 IF S(P,A)=TP THEN 5135
MF 5130 IF (NS(P,S(P,A))<>1) OR
(SL(S(P,A))=1) THEN 5135
IA 5131 IF (C(P,A)>=0) AND (C(P,
A)<V) THEN V=C(P,A):F=A
NJ 5135 NEXT A:IF F=-1 THEN 5180
BN 5140 RETURN
IE 5150 IF PS=3 THEN 5400
MG 5151 V=-1:FOR A=0 TO 4:IF S(P
,A)=SP THEN IF C(P,A)>V
THEN V=C(P,A):F=A
FC 5155 NEXT A:RETURN
PD 5160 V=10:FOR A=0 TO 4
ID 5161 IF S(P,A)=SP THEN IF (C(
P,A)>=0) AND (C(P,A)<V)
THEN V=C(P,A):F=A
FF 5165 NEXT A:RETURN
OO 5180 V=10:FOR A=0 TO 4:IF S(P
,A)<>TP THEN IF C(P,A)>-
1 THEN IF C(P,A)<V THEN
V=C(P,A):F=A
GL 5185 NEXT A:RETURN
PH 5200 HT=8:F=0
CO 5205 HT=HT-1:IF HT>0 THEN IF
CL(HT,TP)=1 THEN 5205
EJ 5210 IF HT<0 THEN 5240
AC 5215 FOR A=0 TO 4:IF S(P,A)=T
P THEN IF C(P,A)=HT THEN
F=1

```

```

AF 5220 NEXT A
BF 5240 RETURN
DE 5250 F=1:FOR A=0 TO 4:IF C(P,
A)>-1 THEN IF (S(P,A)<>T
P) AND (C(P,A)<5) THEN F
=0
FE 5255 NEXT A:RETURN
EI 5300 F=0:FOR A=0 TO 4:IF S(P,
A)=S(WP,PC(WP)) THEN IF
C(P,A)>C(WP,PC(WP)) THEN
F=1
EH 5305 NEXT A:RETURN
EA 5350 F=0:FOR A=0 TO 4:IF S(P,
A)=S(WP,PC(WP)) THEN IF
C(P,A)-C(WP,PC(WP))=1 TH
EN F=1
FG 5355 NEXT A:RETURN
IL 5400 D=10:FOR A=0 TO 4
PH 5405 IF S(P,A)=S(WP,PC(WP)) T
HEN E=C(P,A)-C(WP,PC(WP
)):IF (E<D) AND (E>0) THE
N D=E:F=A
EI 5410 NEXT A:RETURN
FL 8100 K=((J+1)/4-INT((J+1)/4))
*4:RETURN
I@ 9000 COLOR ,1:LOCATE X,Y:PRIN
T T$NL$T$NL$T$NL$T$NL$T$
=:RETURN

```

Program 6: Amiga Euchre

```

Euchre:4
DEFINT a-z:DEFSNG r,g,b,cy:RANDO
MIZE TIMER4
SCREEN 1,320,200,4,1:WINDOW 3,""
,(0,0)-(311,186),16,1:WINDOW OUT
PUT 3:COLOR 3,04
RESTORE PaLETTEData:FOR i=0 TO 1
5:READ r,g,b:PALETTE i,r,g,b:NEX
T4
PaLETTEData:4
DATA .2,.2,.9,0,0,0,0,0,.8,0,0
4
DATA .8,.8,.8,0,0,1,1,1,0,.93,.9
3,04
DATA .87,.87,0,0,.8,0,0,1,0,1,1,
04
DATA .3,.3,.3,.5,.5,.5,.6,.6,.6,
.7,.7,.74
GOSUB InitiaLize:GOSUB DispLay:G
OSUB PLayer:GOSUB PickDeaLer4
NewHand:4
GOSUB Bidding4
IF tp=4 THEN4
COLOR 0,4:LOCATE 12,29:PRINT "NO
BIDDERS"4
LOCATE 13,28:PRINT "HAND DUMPED
"4
GOSUB WaitKey:x=20:FOR i=0 TO 4:
y=i*5+2:GOSUB EraseCard:NEXT 4
dL=FNnp(dL):x=8:y=12:GOSUB Erase
Card4
COLOR ,0:GOSUB CLRMess:GOTO NewH
and4
END IF:COLOR 5,4:LOCATE 12,29:PR
INT "TRUMP : "4
LOCATE 13,29:PRINT "BIDDER: ";4
IF bd=0 THEN 4
PRINT "you";4
ELSE4
PRINT "p";RIGHT$(STR$(bd),1)4
END IF:PUT(288,88),sb(0,tp),PSET
4
IF ku<>0 THEN 4
IF dL<=0 THEN 4
COLOR 11,2:LOCATE 15,28:PRINT "P
ICK DISCARD"4
GOSUB UPickCard:COLOR ,4:LOCATE
15,28:PRINT " ";4
ELSE4
GOSUB UDiscard4
END IF:c(dL,f)=kc:s(dL,f)=ks:GOS

```



```

UB PutHand<
END IF:x=8:y=12:GOSUB EraseCard<
GOSUB ResetHand:GOSUB PlayHand:C
OLOR 0,4<
IF NOT((pw(0)>9) OR (pw(1)>9)) T
HEN <
x=21:y=31:n=0:GOSUB PrintScore<
x=21:y=37:n=0:GOSUB PrintScore<
x=7:y=31:n=pw(0):GOSUB PrintScor
e<
x=7:y=37:n=pw(1):GOSUB PrintScor
e<
dL=FNnp(dL):GOSUB ExitLoopPD:GOT
O NewHand<
END IF:wt=0:IF pw(1)>=10 THEN wt
=1<
x=7:y=28+wt*6:n=1:GOSUB PrintSco
re<
x=7:y=31+wt*6:n=pw(wt)-10:GOSUB
PrintScore<
FOR de=1 TO 2000:NEXT<
GOSUB ClearWindow:COLOR 11,3:LOC
ATE 13,28:PRINT " YOU":<
IF wt=0 THEN PRINT " WIN!"<
IF wt=1 THEN PRINT " LOSE "<
COLOR 4,0:LOCATE 2,2:PRINT "Play
again?"<
Lo=11:hi=12:xp=2:yp=14:GOSUB Sel
ection<
SCREEN CLOSE 1:WINDOW CLOSE 3<
IF an=11 THEN RUN <
END<
<
Display: <
GOSUB InitShapes:WIDTH 40:CLS:CO
LOR ,0<
LINE(0,0)-(3,3),2,bf:GET(0,0)-(3
,3),en<
LINE(0,0)-(3,3),11,bf:GET(0,0)-(
3,3),nb<
GET(4,4)-(40,44),ec:LINE(4,4)-(4
0,44),4,bf<
GET(4,4)-(40,44),cb:GET(4,4)-(17
,21),eh:CLS<
FOR i=0 TO 3:j=i*2:LINE(216+j,j)
-(311-j,23-j),i+12,bf:NEXT<
COLOR 2,4:FOR i=0 TO 6 STEP 2:LI
NE(224,7+i)-(303,7+i):NEXT<
LOCATE 2,31:PRINT "EUCHRE":LINE(
224,15)-(303,15)<
COLOR 10,2:LOCATE 4,28:PRINT "
POINTS <
LOCATE 18,28:PRINT " TRICKS
"<
COLOR 9,2:LOCATE 5,28:PRINT " YO
U COMP "<
LOCATE 19,28:PRINT " YOU COMP
"<
FOR i=0 TO 4:LOCATE 6+i,28:PRINT
w$:LOCATE 20+i,28:PRINT w$;:NEXT
<
LINE(216,40)-(311,40),9:LINE(216
,152)-(311,152),9<
LINE(262,32)-(262,79),9:LINE(262
,144)-(262,191),9<
COLOR ,4:LOCATE 11,28:PRINT w$:L
OCATE 17,28:PRINT w$:GOSUB Clear
Window<
FOR i=0 TO 3:LINE(216,80+i)-(311
,80+i),i+12<
LINE(216,132+i)-(311,132+i),15-i
:NEXT <
n=0:x=7:y=31:GOSUB PrintScore:y=
37:GOSUB PrintScore<
x=21:y=31:GOSUB PrintScore:y=37:
GOSUB PrintScore<
COLOR 4,0:RETURN<
<
Initialize:<
DIM c(3,4),s(3,4),ms(6,3),cL(7,3
),dc(23),ds(23),sp(3,5),ns(3,5),
me$(15)<
DIM en(19),nb(19),eh(75),hb(75),
ec(507),cb(507),sb(30,3)<
DEF FNnp(x)=((x+1)/4-INT((x+1)/4
))*4<
bL$=SPACE$(10):w$=SPACE$(12):c$=
"9 10J Q K A J J 910 J Q K A J
J"<
FOR i=0 TO 3:READ co(i):NEXT:DAT
A 3,2,3,2<
FOR i=0 TO 6:READ nf(i):NEXT:DAT
A 4,0,1,2,3,4,0<
FOR j=0 TO 3:FOR i=0 TO 5:dc(j*6
+i)=i:ds(j*6+i)=j:NEXT i,j<
FOR i=0 TO 3:READ px(i),py(i):NE
XT:DATA 14,12,8,7,2,12,8,17<
FOR i=0 TO 3:READ cx(i),cy(i):NE
XT:DATA 18,11,11,4,4,11,11,18<
FOR i=0 TO 5:READ cp(i):NEXT:DAT
A 1,1,8,1,2,-1<
FOR i=0 TO 13:READ me$(i):NEXT<
DATA "pass ", "order up", "pass
", "pick up", " PASS ", "diamonds
"<
DATA "clubs ", "hearts ", "spad
es ", "normal ", "aggressive",
"yes", "no ", "yes"<
FOR i=0 TO 3:READ mx(i),my(i):NE
XT:DATA 1,1,8,3,2,11,8,19<
FOR i=0 TO 6:READ ob(i),ou(i),PU
(i),ms(i,0),ms(i,1),ms(i,2),ms(i
,3),ga(i):NEXT<
DATA 99,99,99,99,99,99,99,99<
DATA 99,99,99,99,99,99,99,99<
DATA 99,99,14,14,14,13,13,99<
DATA 20,12,8,8,8,8,7,19<
DATA 14,0,0,0,0,0,0,16<
DATA 0,0,0,0,0,0,0,14<
DATA 0,0,0,0,0,0,0,0<
FOR i=0 TO 9:READ pt&(i):NEXT<
DATA 16768479&,13421772&,1671982
3&,16764879&,13434333&<
DATA 16764703&,16768799&,1342179
1&,16768991&,13422559& <
RETURN<
<
PutCard: <
IF (s=tp) AND (c=6) THEN s=s+2:s
=(s/4-INT(s/4))*4<
NC=c*2+1:COLOR co(s),4:px=(y-1)*
8-2:py=(x-1)*8-1<
PUT(px,py),cb,PSET::px=px+1:py=p
y+2:PUT(px,py+8),sb(0,s),PSET<
px=px+2:py=py-1:PUT(px+22,py+21)
,sb(0,s),PSET<
LOCATE x,y:PRINT MID$(c$,NC,2):L
OCATE x+4,y+2:PRINT MID$(c$,NC+1
6,2):<
RETURN <
<
PutHand: FOR u=0 TO 4:x=20:y=u*5
+2<
c=c(0,u):s=s(0,u):GOSUB PutCard:
NEXT:RETURN<
<
DealCards: FOR i=0 TO 23:j=INT(R
ND(1)*24):t=dc(i):dc(i)=dc(j):dc
(j)=t<
t=ds(i):ds(i)=ds(j):ds(j)=t:NEXT
<
FOR j=0 TO 3:FOR i=0 TO 4<
c(j,i)=dc(j*5+i):s(j,i)=ds(j*5+i
):NEXT i,j:kc=dc(20):ks=ds(20):R
ETURN<
<
PickDeaLer: <
COLOR 0,4:LOCATE 13,28:PRINT "FI
RST BLACK":LOCATE 14,29:PRINT "
JACK DEALS"<
GOSUB DealCards:dL=0:cc=0<
LoopPD: c=dc(cc):s=ds(cc):x=cx(d
L):y=cy(dL):GOSUB PutCard<
FOR de=1 TO 500:NEXT <
IF (dc(cc)=2) AND ((ds(cc) AND 2
53)=1) THEN ExitLoopPD<
x=cx(dL):y=cy(dL):GOSUB EraseCar
d<
FOR de=1 TO 100:NEXT <
cc=cc+1:dL=FNnp(dL):GOTO LoopPD<
ExitLoopPD: GOSUB ClearWindow:CO
LOR 0,4:LOCATE 12,29<
IF dL<>0 THEN <
PRINT " PLAYER";STR$(dL)<
LOCATE 13,30:PRINT " DEALS";<
ELSE<
PRINT "YOUR DEAL";<
END IF:GOSUB WaitKey<
x=cx(dL):y=cy(dL):GOSUB EraseCar
d:COLOR 7,1:RETURN<
<
WaitKey: COLOR 3,2:LOCATE 15,28:
PRINT " HIT RETURN ":SOUND 2000,
6<
WHILE INKEY$<>CHR$(13):WEND:GOSU
B ClearWindow:COLOR 7,1:RETURN<
<
ClearWindow: COLOR ,4:FOR i=12 T
O 16:LOCATE i,28:PRINT w$:NEXT:R
ETURN<
<
PrintScore:<
tx=(y-1)*8:py=(x-1)*8:bt&=1:i&=p
t&(n)<
FOR q=0 TO 5:FOR p=0 TO 3:px=tx+
p*4<
IF (bt& AND i&)<>0 THEN PUT(px,p
y),nb,PSET ELSE PUT(px,py),en,PS
ET<
px=tx+p*4:bt&=bt&*2:NEXT p:py=py
+4:NEXT:RETURN<
<
SetPoints: <
FOR i=0 TO 3:sp(p,i)=fc(p AND 25
3):ns(p,i)=0:NEXT <
FOR i=0 TO 4:s=s(p,i):c=c(p,i):s
p(p,s)=sp(p,s)+cp(c):ns(p,s)=ns(
p,s)+1<
IF c=2 THEN s=s+2:s=(s/4-INT(s/4
))*4:sp(p,s)=sp(p,s)+6:ns(p,s)=n
s(p,s)+1<
IF c=5 THEN <
FOR j=0 TO 3:sp(p,j)=sp(p,j)+4:N
EXT <
END IF:NEXT:ss=0:FOR i=0 TO 4:IF
ns(p,i)=0 THEN sp(p,i)=0:ss=ss+1
<
NEXT:FOR i=0 TO 3:sp(p,i)=sp(p,i
)+ss:NEXT <
IF p=dL THEN <
IF kc=5 THEN sp(p,ks)=sp(p,ks)+4
<
sp(p,ks)=sp(p,ks)+cp(kc):ns(p,ks
)=ns(p,ks)+1<
END IF:RETURN <
<
UOrderUp: Lo=0:hi=1:xp=14:yp=10:
GOSUB Selection<
IF an=1 THEN tp=ks<
RETURN <
<
ULoneHand: LOCATE 14,9:PRINT "Lo
nehand";<
Lo=12:hi=13:xp=14:yp=18:GOSUB Se
lection:Lh=0<
IF an=13 THEN Lh=1:LOCATE mx(bd)
,my(bd):PRINT "Lonehand";<
LOCATE 14,9:PRINT " ";<
RETURN <
<
CGoALone: Lh=0:IF sp(p,tp)>ga(ns
(p,tp)) THEN Lh=1<
RETURN<
<
COrderUp: IF FNnp(FNnp(p))=dL TH
EN GOSUB CGoALone:f=Lh:GOTO Exit
COU<
f=0:IF kc<>2 THEN <
IF sp(p,ks)>ou(ns(p,ks)) THEN f=
1<
END IF:IF sp(p,ks)>ob(ns(p,ks))
THEN f=1<
IF (f=0) OR (p<>FNnp(dL)) THEN E

```

```

xitCOU<
sb=cp(kc):IF kc=5 THEN sb=3<
FOR i=0 TO 3:IF i<>ks THEN IF sp
(p,i)>=(sp(p,ks)-sb) THEN f=0<
NEXT <
ExitCOU: IF f=1 THEN tp=ks<
RETURN <
<
UPickUp: Lo=2:hi=3:xp=14:yp=10:G
OSUB SeLectiOn<
IF an=3 THEN tp=ks<
RETURN <
<
CPickUp: IF sp(p,ks)>PU(ns(p,ks)
) THEN tp=ks<
RETURN <
<
UMake: Lo=4:hi=8:xp=14:yp=10:GOS
UB SeLectiOn<
IF an=5=ks THEN UMake<
IF an>4 THEN tp=an-5<
RETURN <
<
CMake: df=0:FOR i=0 TO 3<
IF i<>ks THEN<
IF sp(p,i)-ms(ns(p,i),ps)>df TH
EN df=sp(p,i)-ms(ns(p,i),ps):tp=
i<
END IF:NEXT<
RETURN<
<
CLRMess: FOR i=1 TO 3:FOR j=0 TO
2:LOCATE mx(i)+j,my(i):PRINT SPA
CE$(8);<
NEXT j,i:RETURN<
<
SeLectiOn: <
an=Lo:k$="":WHILE k$<>CHR$(13)<
xl=xp:yl=yp:FOR i=Lo TO hi:COLOR
4,0<
IF i=an THEN <
IF (an=Lo) OR (hi-Lo=1) THEN COL
OR 0,4 ELSE COLOR ,co(i-Lo-1)<
END IF:LOCATE xl,yl:PRINT me$(i)
;:xl=xl+1:NEXT<
WaitS: k$=INKEY$:IF k$="" THEN W
aitS <
IF k$=CHR$(28) THEN <
an=an-1:IF an<Lo THEN an=hi<
ELSEIF k$=CHR$(29) THEN <
an=an+1:IF an>hi THEN an=Lo<
END IF:WEND:xl=xp:yl=yp:COLOR 4,
0<
FOR i=Lo TO hi:LOCATE xl,yl:PRIN
T bL$(i):xl=xl+1:NEXT<
RETURN<
<
Bidding: <
GOSUB DealCards:GOSUB PutHand:p=
FNnp(dL):tp=4:bd=0:ku=0<
x=8:y=12:c=kc:s=ks:GOSUB PutCard
:COLOR 4,0<
IF dL<>0 THEN LOCATE mx(dL),my(d
L):PRINT "dealer"<
5 GOSUB SetPoints<
IF p=0 THEN GOSUB UOrderUp:GOTO
20<
IF ABS(p-dL)<>2 THEN 7 <
GOSUB CGoALone:IF Lh=1 THEN tp=k
s:GOTO 10<
7 GOSUB COrderUp<
10 LOCATE mx(p),my(p):COLOR 4,0<
IF tp=4 THEN PRINT " pass":GOTO
20<
bd=p:PRINT "order up"<
20 p=FNnp(p):IF (p<>dL) AND (tp=
4) THEN 5<
p=dL:GOSUB SetPoints:IF tp<>4 TH
EN 45<
IF dL=0 THEN GOSUB UPickUp:GOTO
30<
GOSUB CPickUp:LOCATE mx(dL),my(d
L)<
IF tp=4 THEN PRINT "turned":LOCA

```

```

TE mx(dL)+1,my(dL):PRINT " down"
:GOTO 30<
bd=p:PRINT "picked":LOCATE mx(dL)
)+1,my(dL):PRINT " up"<
30 FOR de=1 TO 2000:NEXT<
IF (bd=0) AND (tp<>4) THEN 45 <
x=8:y=12:GOSUB EraseCard:IF tp<>
4 THEN 45<
GOSUB CLRMess:ps=0<
35 p=FNnp(p)<
IF p=0 THEN GOSUB UMake:GOTO 40<
GOSUB CMake:LOCATE mx(p),my(p)<
FOR de=1 TO 600:NEXT<
IF tp=4 THEN PRINT " pass";:GOT
O 40<
bd=p:PRINT me$(tp+5);<
40 IF (p<>dL) AND (tp=4) THEN ps
=ps+1:GOTO 35<
GOTO 50<
45 ku=1:IF (bd=0) AND (dL=2) THE
N Lh=1:GOTO 60<
50 IF tp=4 THEN 70<
IF (Lh=1) AND (bd<>0) THEN 60<
IF bd=0 THEN GOSUB ULoneHand:GOT
O 70<
GOSUB CGoALone<
IF Lh=0 THEN 70<
60 LOCATE 1,1:PRINT "Lonehand"<
70 FOR de=1 TO 2000:NEXT<
GOSUB CLRMess:RETURN<
<
UPickCard: <
f=0:WHILE c(0,f)=-1:f=f+1:WEND:g
=f<
PrintHand: x=(g*5+2)*8+1:PUT(x,1
67),eh,PSET:x=(f*5+2)*8+1:PUT(x,
167),hb,PSET<
GetKeyUPC: k$=INKEY$:IF k$="" TH
EN GetKeyUPC ELSE IF k$=CHR$(13)
THEN ExitUPC<
g=f:IF k$<>CHR$(31) THEN 100<
90 f=nf(f):IF c(0,f)<0 THEN 90<
GOTO PrintHand<
100 IF k$<>CHR$(30) THEN GetKeyU
PC<
110 f=nf(f+2):IF c(0,f)<0 THEN 1
10<
GOTO PrintHand<
GOTO GetKeyUPC<
ExitUPC: RETURN<
<
Udiscard:<
FOR i=0 TO 4<
IF (s(p,i)=tp) AND (c(p,i)=2) TH
EN <
c(p,i)=7<
ELSE <
IF ((s(p,i) AND 253)=(tp AND 253
)) AND (c(p,i)=2) THEN c(p,i)=6:s
(p,i)=tp<
END IF:NEXT <
FOR i=0 TO 4:FOR j=0 TO 3<
IF NOT(s(p,j)>s(p,j+1)) THEN<
IF s(p,j)=s(p,j+1) THEN IF NOT(c
(p,j)>c(p,j+1)) THEN<
t=c(p,j):c(p,j)=c(p,j+1):c(p,j+1
)=t<
t=s(p,j):s(p,j)=s(p,j+1):s(p,j+1
)=t<
END IF<
END IF:NEXT j,i<
FOR i=0 TO 4:pt(i)=0<
IF s(p,i)=tp THEN <
pt(i)=c(p,i)+10<
ELSE<
IF c(p,i)=5 THEN<
pt(i)=9<
ELSE<
IF (s(p,i)<>s(p,nf(i))) AND (s(p
,i)<>s(p,nf(i+2))) THEN pt(i)=-1
<
END IF<
END IF:NEXT <
L=99:FOR i=0 TO 4:IF pt(i)<L THE

```

```

N f=i:L=pt(i)<
NEXT:RETURN <
<
ResetHand:<
FOR i=0 TO 3:FOR j=0 TO 3:ns(i,j
)=0:NEXT:FOR j=0 TO 4<
IF c(i,j)=2 THEN <
IF s(i,j)=tp THEN<
c(i,j)=7<
ELSE<
IF ABS(s(i,j)-tp)=2 THEN c(i,j)=
6:s(i,j)=tp<
END IF<
END IF:ns(i,s(i,j))=ns(i,s(i,j))
+1:NEXT j,i<
RETURN <
<
Players:<
LOCATE 2,2:PRINT "Partner?";:Lo=
9:hi=10:xp=2:yp=12:GOSUB SeLecti
on<
fc(0)=0:IF an=10 THEN fc(0)=2<
LOCATE 2,2:PRINT "Opponents?";:L
o=9:hi=10:xp=2:yp=14:GOSUB SeLec
tion<
fc(1)=0:IF an=10 THEN fc(1)=2<
LOCATE 2,2:PRINT " ";:R
ETURN<
<
PlayHand: <
FOR i=0 TO 7:FOR j=0 TO 3:cL(i,j
)=0:NEXT j,i:cL(2,tp AND 253)=1<
FOR i=0 TO 3:sL(i)=0:NEXT <
Ld=FNnp(dL):dm=4:tr(0)=0:tr(1)=0
:IF Lh<>0 THEN<
IF bd=2 THEN x=20:FOR i=0 TO 4:y
=i*5+2:GOSUB EraseCard:NEXT <
dm=FNnp(FNnp(bd))<
IF Lh=1 THEN IF Ld=dm THEN Ld=FN
np(Ld)<
END IF:FOR tk=0 TO 4:p=Ld:ps=0:t
L=0:IF dm=p THEN p=FNnp(p)<
GOSUB PlayCard:wp=p:IF Lh=1 THEN
ps=ps+1<
sL(s(p,pc(p)))=1<
IF s(p,pc(p))=tp THEN tL=1<
FOR i=1 TO 3:p=FNnp(p):IF p=dm T
HEN 130<
ps=ps+1:GOSUB PPlayCard:IF tL=0 T
HEN 120<
IF s(p,pc(p))=tp THEN IF c(p,pc(
p))>c(wp,pc(wp)) THEN wp=p<
GOTO 130<
120 IF s(p,pc(p))=tp THEN wp=p:t
L=1:GOTO 130<
IF s(p,pc(p))=s(wp,pc(wp)) THEN
IF c(p,pc(p))>c(wp,pc(wp)) THEN
wp=p<
130 NEXT:FOR de=1 TO 400:NEXT<
x=px(wp):y=py(wp):GOSUB Winner<
FOR de=1 TO 3000:NEXT:Ld=wp:wt=w
p AND 253:tr(wt)=tr(wt)+1<
COLOR 2,3:x=21:y=31+6*wt:n=tr(wt
):GOSUB PrintScore<
FOR i=0 TO 3:x=px(i):y=py(i):GOS
UB EraseCard:c(i,pc(i))=-1:NEXT
i,tk<
COLOR ,0:LOCATE 1,1:PRINT "
";<
bt=bd AND 253:LOCATE 15,28<
COLOR 2,3:IF NOT(tr(bt)<3) THEN<
IF NOT(tr(bt)<5) THEN <
pw(bt)=pw(bt)+2+Lh*2<
IF bt=0 THEN PRINT " YOU WON
":LOCATE 16,28:PRINT " ALL TRICK
S ":GOTO 140<
IF bt=1 THEN PRINT "COMPUTER WON
":LOCATE 16,28:PRINT " ALL TRICK
S ":GOTO 140<
END IF:pw(bt)=pw(bt)+1<
IF tr(0)>2 THEN PRINT "YOU WON H
AND";:GOTO 140<
IF tr(1)>2 THEN PRINT " COMPUTE
R ":LOCATE 16,28:PRINT " WON H

```



```

AND ":GOTO 140<
END IF:pw(1-bt)=pw(1-bt)+2<
IF tr(0)<3 THEN PRINT "YOU'VE B
EEN":LOCATE 16,28:PRINT " EUCHR
EDI ":GOTO 140<
IF tr(1)<3 THEN PRINT " COMPUTE
R ":LOCATE 16,28:PRINT " EUCHR
EDI " <
140 FOR de=1 TO 4000:NEXT<
RETURN<
<
PlayCard: <
IF p<=0 THEN <
COLOR 11,2:LOCATE 15,28:PRINT "
YOUR PLAY ":GOSUB UPickCard<
150 Ls=s(Ld,pc(Ld))<
IF NOT((ps=0) OR (s(p,f)=Ls) OR
(ns(p,Ls)=0)) THEN<
GOSUB PrintHand:GOTO 150<
x=20:y=f*5+2:GOSUB EraseCard:GOT
O 160<
END IF:COLOR ,4:LOCATE 15,28:PRI
NT " ";<
x=20:y=f*5+2:GOSUB EraseCard:GOT
O 160<
END IF:IF tk>=5 THEN <
FOR k=0 TO 4:IF c(p,j)>-1 THEN f
=i<
NEXT:GOTO 160<
END IF:ON (ps+1) GOSUB 4000,4100
,4200,4200<
160 pc(p)=f:y=py(p):x=px(p):c=c(
p,f):s=s(p,f):GOSUB PutCard<
ns(p,s(p,f))=ns(p,s(p,f))-1:cL(c
(p,f),s(p,f))=1<
RETURN<
<
4000 IF ns(p,tp)<>5-tk THEN 4015
<
sp=tp:GOSUB 5200:IF f=1 THEN GOT
O 5150<
GOTO 5160<
4015 IF (Lh<>1) OR (bd<>p) THEN
4030<
IF ns(p,tp)>0 THEN sp=tp:GOTO 51
50<
GOTO 5050<
4030 GOSUB 5000:IF (f=1) AND (AB
S(bd-p)=2) THEN sp=tp:GOTO 5150<
GOSUB 5250:IF (f<>1) OR (p<>bd)
THEN 5050<
GOSUB 5200:IF i=1 THEN sp=tp:GOT
O 5150<
IF ns(p,tp)>2 THEN sp=tp:GOTO 51
60<
GOTO 5050<
4100 IF ns(p,s(Ld,pc(Ld)))=0 THE
N 4115<
GOSUB 5300:sp=s(Ld,pc(Ld)):IF f=
1 THEN 5150<
GOTO 5160<
4115 IF ns(p,tp)=5-tk THEN sp=tp
:GOTO 5160<
IF ns(p,tp)=0 THEN 5100<
IF c(Ld,pc(Ld))=5 THEN sp=tp:GOT
O 5160<
IF bd<>p THEN sp=tp:GOTO 5160<
GOSUB 5250:IF f=1 THEN sp=tp:GOT
O 5160<
GOTO 5100<
4200 IF ns(p,s(Ld,pc(Ld)))=0 THE
N 4235<
sp=s(Ld,pc(Ld))<
IF (sp<>tp) AND (tL=1) THEN 5160
<
IF ABS(wp-p)<>2 THEN 4225<
GOSUB 5300:IF f=1 THEN GOSUB 535
0:IF f=0 THEN 5150<
GOTO 5160<
4225 GOSUB 5300:IF f=1 THEN 5150
<
GOTO 5160<
4235 IF ns(p,tp)<5-tk THEN 4270<
sp=tp:IF ABS(wp-p)=2 THEN 5160<

```

```

IF tL=0 THEN 5160<
GOSUB 5300:IF f=1 THEN 5400<
GOTO 5160<
4270 IF ns(p,tp)=0 THEN 5100<
IF ABS(wp-p)<>2 THEN 4310<
IF (tL=1) OR (ps=3) THEN 5100<
IF c(wp,pc(wp))=5 THEN 5100<
IF c(wp,pc(wp))<4 THEN sp=tp:GOT
O 5160<
GOSUB 5250:IF f=1 THEN sp=tp:GOT
O 5160<
GOTO 5100<
4310 IF tL=0 THEN sp=tp:GOTO 516
0<
GOSUB 5300:IF f=1 THEN sp=tp:GOT
O 5400<
GOTO 5100<
5000 f=0:FOR a=0 TO 4:IF c(p,a)>
5 THEN f=1<
NEXT:RETURN <
5050 f=-1:FOR a=0 TO 4:IF (sL(s(
p,a))=0) AND (s(p,a)<>tp) THEN I
F c(p,a)=5 THEN f=a<
NEXT:IF f>-1 THEN 5070<
Lc=-1:FOR a=0 TO 4:IF s(p,a)<>tp
THEN IF c(p,a)>Lc THEN Lc=c(p,a)
:f=a<
NEXT<
5070 RETURN <
5100 IF ns(p,tp)>0 THEN 5125<
sp=-1:FOR a=0 TO 4<
IF s(p,a)<>tp THEN IF (c(p,a)=5)
AND (ns(p,s(p,a))>1) THEN sp=s(p
,a)<
NEXT:IF sp>-1 THEN 5160<
GOTO 5180<
5125 v=4:f=-1:FOR a=0 TO 4<
IF s(p,a)=tp THEN 5135<
IF (ns(p,s(p,a))<>1) OR (sL(s(p,
a))=1) THEN 5135<
IF (c(p,a)>=0) AND (c(p,a)<v) TH
EN v=c(p,a):f=a<
5135 NEXT:IF f=-1 THEN 5180<
RETURN <
5150 IF ps=3 THEN 5400<
v=-1:FOR a=0 TO 4:IF s(p,a)=sp T
HEN IF c(p,a)>v THEN v=c(p,a):f=
a<
NEXT:RETURN <
5160 v=10:FOR a=0 TO 4<
IF s(p,a)=sp THEN IF (c(p,a)>=0)
AND (c(p,a)<v) THEN v=c(p,a):f=a
<
NEXT:RETURN <
5180 v=10:FOR a=0 TO 4:IF s(p,a)
<>tp THEN IF c(p,a)>-1 THEN IF c
(p,a)<v THEN v=c(p,a):f=a<
NEXT:RETURN <
5200 ht=8:f=0<
5205 ht=ht-1:IF ht>0 THEN IF cL(
ht,tp)=1 THEN 5205<
IF ht<0 THEN 5240<
FOR a=0 TO 4:IF s(p,a)=tp THEN I
F c(p,a)=ht THEN f=1<
NEXT <
5240 RETURN <
5250 f=1:FOR a=0 TO 4:IF c(p,a)>
-1 THEN IF (s(p,a)<>tp) AND (c(p
,a)<5) THEN f=0<
NEXT:RETURN <
5300 f=0:FOR a=0 TO 4:IF s(p,a)=
s(wp,pc(wp)) THEN IF c(p,a)>c(wp
,pc(wp)) THEN f=1<
NEXT:RETURN <
5350 f=0:FOR a=0 TO 4:IF s(p,a)=
s(wp,pc(wp)) THEN IF c(p,a)-c(wp
,pc(wp))=1 THEN f=1<
NEXT:RETURN <
5400 d=10:FOR a=0 TO 4<
IF s(p,a)=s(wp,pc(wp)) THEN e=c(
p,a)-c(wp,pc(wp)):IF (e<d) AND (
e>0) THEN d=e:f=a<
NEXT:RETURN <

```

```

EraseCard: PUT((y-1)*8-2,(x-1)*8
-1),ec,PSET:RETURN<
<
Winner:<
x1=y-1:y1=x-1:x=(x1+2)*8:y=(y1+2
)*8+3:x1=x1*8-3:y1=y1*8-2<
CIRCLE (x,y),8,0:PAINT (x,y),0<
FOR i=1 TO 100:NEXT<
FOR i=1 TO 3:LINE (x1-i,y1-i)-(x
1+i+38,y1+i+42),i+5,b:NEXT<
FOR i=3 TO 1 STEP -1:CIRCLE (x,y
),i*2,i+5:PAINT (x,y),i+5:NEXT <
r=1:FOR i=0 TO 5:r=r-.07:cy(i)=r
:NEXT<
FOR i=1 TO 50:FOR p=1 TO 200:NEX
T:j=i MOD 6<
PALETTE (i MOD 3)+6,cy(j),cy(j),
0:NEXT<
FOR i=3 TO 1 STEP -1:LINE (x1-i,
y1-i)-(x1+i+38,y1+i+42),0,b:FOR
j=1 TO 50:NEXT j,i <
CIRCLE (x,y),8,4:PAINT (x,y),4<
RETURN<
<
InitShapes:<
RESTORE InitShapes<
FOR j=0 TO 3:FOR i=0 TO 30:<
READ a$:sb(i,j)=VAL("&H"+a$):NEX
T i,j<
RESTORE Hand:FOR i=0 TO 75:<
READ a$:hb(i)=VAL("&H"+a$):NEXT:
RETURN<
<
Diamond: DATA B,9,3,400,E00,1F00
,3F80,7FC0<
DATA 3F80,1F00,E00,400,400,E00,1
F00,3F80<
DATA 7FC0,3F80,1F00,E00,400,FBE0
,F1E0,E0E0<
DATA C060,8020,C060,E0E0,F1E0,FB
E0,0<
<
Club: DATA B,9,3,0,0,0,0,0<
DATA 0,0,0,0,E00,1F00,1F00,7FC0<
DATA FFE0,FFE0,75C0,E00,1F00,F1E
0,E0E0,E0E0<
DATA 8020,0,0,8A20,F1E0,E0E0,0<
<
Heart: DATA B,9,3,71C0,FBE0,FFE0
,FFE0,7FC0<
DATA 3F80,1F00,E00,400,71C0,FBE0
,FFE0,FFE0<
DATA 7FC0,3F80,1F00,E00,400,8E20
,400,0<
DATA 0,8020,C060,E0E0,F1E0,FBE0,
0<
<
Spade: DATA B,9,3,0,0,0,0,0<
DATA 0,0,0,0,400,400,E00,1F00<
DATA 3F80,7FC0,75C0,E00,1F00,FBE
0,FBE0,F1E0<
DATA E0E0,C060,8020,8A20,F1E0,E0
E0,0<
<
Hand: <
DATA E,12,4,0,2C0,960,15A0,588<
DATA A3C,23C,20C,413C,2054,1168,
58,120<
DATA 40,140,2A0,540,AA0,600,340,
1960<
DATA CA0,CAB,46AC,66A4,66A4,37EC
,1FFC,FF8<
DATA FF8,FF0,FF0,17E0,7E0,F60,AA
0,FFFC<
DATA FFFC,FFFC,FFFC,FFFC,FFFC,FF
FC,FFFC,FFFC<
DATA FFFC,FFFC,FFFC,FFFC,FFFC,FF
FC,FFFC,FFFC<
DATA FFFC,600,FC0,3FE0,3FE0,1FF8
,DFFC,FFFC<
DATA EFFC,FFFC,7FFC,3FF8,1FF8,1F
F0,1FF0,1FE0<
DATA FE0,F60,AA0,0<

```



Readers' Feedback

The Editors and Readers of COMPUTE!

If you have any questions, comments, or suggestions you would like to see addressed in this column, write to "Readers' Feedback," COMPUTE!, P.O. Box 5406, Greensboro, NC 27403. Due to the volume of mail we receive, we regret that we cannot provide personal answers to technical questions.

Overseas Telecomputing

In reference to M. H. Trenker's letter in the November 1986 issue of COMPUTE!, I would like to provide some additional information. I have been using American-built Commodore and Zenith computer systems in West Germany without any modifications except for suitable stepdown power transformers. Some people might think that they will no longer have access to the CompuServe information service after they move to Europe. That's not true. Here in Germany, you can access CompuServe through a German telephone system called Datex-P.

Charles H. Pease, Jr.

Thanks for the advice. Mr. Trenker's letter about using a U.S. computer system in Poland has generated a blizzard of mail from COMPUTE! readers who use Commodores, Apples, Ataris, IBM PCs, and many other systems in virtually every corner of the globe. The next two letters contain additional information about telecomputing outside the United States and Canada.

Your readers should know that direct-connect modems purchased in the United States do not work in Germany, since the phones use a different current and do not have modular jacks. The simplest solution is to use a modem with acoustic couplers rather than direct-line connections.

Sgt. Randall Harper

This letter is based on my own experience and that of many members of my users group who have bought Commodore computers in the United States and brought them to countries with 220V/50 Hz current. Basically, all of your explanations are right. A complete system will work flawlessly with only a stepdown transformer. Beware of voltage converters, however; I have dam-

aged a printer beyond repair with such a device. Two points should be added. First, a U.S. Commodore computer (except the Amiga) can use a 220V 1541 or 1571 disk drive without harm. Second, many European countries do not provide grounded outlets; since the 1541/1571 disk drive may not work correctly unless grounded, you may need to ground the device yourself.

For telecommunications, most European countries use the CCIT rather than the Bell standard. This may make a Bell-standard modem useless except for communicating with a BBS back in the United States. In some countries, the use of a modem not supplied by the local telephone company is a felony. An exception is Israel, where the Bell standard is accepted. The phone outlets are different, but you can purchase Bell phone connectors at electronics stores.

Dr. Alexander Burcat

Technion Commodore User's Group
Haifa, Israel

Cleaner Than Clean

This is in reference to the letters about the Atari BASIC INPUT statement in the October and December 1986 issues. One disadvantage of substituting INPUT #16 for INPUT in an existing program is that you have to edit every INPUT statement manually. For anyone who has BASIC XL, there's an easier way. The SET statement allows you to specify what character BASIC uses for the INPUT prompt. Thus, SET 2,32 replaces the question mark with a space, character 32. The second number is the ATASCII value of the character you want to use.

Garry Kaiser

Thank you for the information. Atari owners should note that this method works only with BASIC XL, the extended BASIC from OSS Precision Software. If you have BASIC XL, you can put a single SET statement at the beginning of a program without having to change every INPUT statement in the code.

More Amiga BASIC Tips

In the December 1986 installment of "Readers' Feedback," you answered a reader's question about the LIBRARY

command and .bmap files in Amiga BASIC. Your answer is correct. However, there is an easier way to take care of the problem without changing directories with CHDIR or always putting the .bmap file in the current directory. When Amiga BASIC encounters a LIBRARY statement, it first looks in the current directory to find the designated .bmap file. If the file is not found, BASIC then looks in the LIBS subdirectory of the disk that you booted with. Thus, you can simply copy all the needed .bmap files to the LIBS subdirectory of the disk you use to boot the computer. The system automatically prompts you to insert the correct disk if it isn't currently in the drive.

David Grothe

Thank you for the additional information. To minimize disk-swapping, particularly on single-drive systems, many Amiga owners make a special work disk for use with BASIC. Here's how to do it: Make a copy of the Workbench disk and rename the disk; then copy Amiga BASIC onto it. Finally, copy the .bmap files you need into the LIBS subdirectory of your work disk. If you boot up with that disk, BASIC and the .bmap files can all be accessed without swapping disks.

A slight disadvantage of this method is that the whole-disk copy includes many files that are rarely, if ever, needed for BASIC programming. If you get rid of nonessential files, you'll have much more space for BASIC programs. For instance, you can gain about 160,000 bytes of free space by deleting the clock and the DEMOS, SYSTEM, and UTILITIES subdirectories. The DEVS/PRINTERS subdirectory contains 13 different printer drivers, which range anywhere from 1084 to 5248 bytes in size: You can free up even more disk space by eliminating unneeded driver files from this subdirectory. The command subdirectory (C) contains DOS commands that few people use in connection with BASIC: For example, the ED, EDIT, and SAY commands take up nearly 47,000 bytes of extra space in all.

To delete a file, open a CLI window from the Workbench and type DELETE followed by the name of the file you want to eliminate. The ALL command lets you DELETE everything in a designated subdirectory. For instance, DELETE DEMOS

**CORDATA 400
DESKTOP*... \$909**

**CORDATA 400
PORTABLE*... \$909**

*Contains 2-360K Disk Drives, 512K Memory, Green Monitor

IBM
CORDATA 400XT-
20 MEG**... \$1499

CORDATA 400XT
PORTABLE 20 MEG**... \$1499

**Contains 1-360K Disk Drive, 512K Memory, 20MB Hard Disk, Green Monitor

THE PC CLONE YOU HAVE BEEN HEARING ABOUT
BLUE CHIP PC .. \$679
Contains 1-360K Disk Drive, 512K Memory,
6 Expansion Slots, Parallel & Serial I/O, TTL Output

MS DOS 3.2 & GW BASIC \$99.95
BLUE CHIP 360K DISK DRIVE \$129
BLUE CHIP TTL GREEN MONITOR .. \$99.95

MODEM SPECIAL PRACTICAL MODEM 1200 Internal/Modem Card/Hayes Comp **\$159**

**LASER 128
COMPATIBLE COMPUTER**
Includes • Spreadsheet •
Database • **\$395**
• Word Processor

APPLE
APPLE INTERFACES
Grappler + WII6K 119.95 Grappler C 79.95
Grappler + 79.95 Serial Grappler + .. 74.95

**APPLE IIE AND IIC
PRINTER PACKAGES**
NX-10 PRINTER &
GRAPPLER +/C **\$288**
PANASONIC 1081i &
GRAPPLER +C **\$298**

Commodore 64C
With Geos **Call**
Commodore 1541C **Call**

COMMODORE COMMODORE 64/128 SUPER PRINTER PKGS.
NX-10 & Xetec Supergraphic **\$269**
Panasonic 1080i & Xetec Supergraphic .. **\$259**

XETEC Super Graphic **69.95**

COMMODORE 64 SOFTWARE

ACCESS Mach V-Cart 21.95 Leader Board 24.95 Tournament Disk 16.95 Executive Disk 16.95 Robotic Workshop - Call	SSI Battle/Antietam 32.95 Panzer Grenader 24.95 USAAF 37.95 Kampgruppe 37.95 Broadside 24.95 Carrier Force 37.95 Comp. Ambush 37.95 Field of Fire 24.95 Gemstone 21.95 Warrior 24.95 Imp. Galactum 24.95 Computer 24.95 Baseball 24.95 Computer 24.95 Quarterback 24.95 Wizards Crown 27.95 Gettysburg 39.95 Phantasia 24.95 Mech Brigade 39.95 Warship 39.95	ELECTRONIC ARTS Arneala 27.95 Skyfox 24.95 Artic Fox 24.95 Marble Madness 22.95 Moebius 27.95 Adv. Construct 27.95 Ultima IV 41.95 Bard's Tale 27.95 Lords of Conquest 24.95 Chessmaster 2000 27.95 Ultimate Wizard 24.95 Mind Mirror 24.95 Auto Dual 34.95 Ogre 27.95 Bard's Tale II 27.95 Robot Rascals 27.95 Heart of Africa 11.95 America Cup 23.95 Chickamunga 23.95 Rom vs Patton 27.95 Murder Party 23.95 See Atari 130XE section for rest of items & prices.	MISCELLANEOUS COMMODORE 64 Fight Night 19.95 Hardball 19.95 2 on 2 Basketball 23.95 Sublogic Baseball 34.95 The Pawn 29.95 Elite 23.95 Bob N' Wrestle 20.95 Gunslinger 18.95 Tracker 29.95 Pet Speed 34.95 Breakthrough 23.95 GEOS Desk Pak 23.95 Geodex 27.95 GeoChart 27.95 Geo Publish 34.95 GeoFile 34.95 Geocalc 34.95 Enchant Trilogy 47.95	MISCELLANEOUS COMMODORE 64 Gunship 23.95 Champ 23.95 Baseball 86 23.95 Shanghai 23.95 Tass Times 23.95 Transformers 23.95 Sub Mission 20.95 Ultima III 34.95 Tracker 29.95 Pet Speed 34.95 GEOS Desk Pak 23.95 GEOS Font Pak 23.95 Oxford Pascal 34.95 Bob N' Wrestle 20.95 Clip Art 1 or 3 19.95 Clip Art II 27.95 Cert. Maker Lib 1 23.95	CERTIFICATE MAKER 23.95 Animation Station 48.95 Tag Team 23.95 Wrestling 23.95 Ace of Aces 19.95 Disney Card 23.95 Disney Comic 23.95 Accolade 19.95 Football 19.95 WWF Micro Wrestling 27.95 Commando 23.95 Hacker II 23.95 Love Quest 39.95 Thunderchopper 20.95 Fontmaster II 32.95 Print Shop 28.85 Superbase 64 47.95 Gammaker 27.95 Karate Champ 25.95 Prt. Shop Compan 27.95 Prt. Shop Graphics 17.95 Printmaster 29.95 Newsroom 34.95 Geos 39.95 Up Periscope 20.95 Pocket Pak 64 39.95 Contriver Mouse 39.95 Wargame Construct20.95 War/S. Pacific 39.95
--	--	---	--	---	--

BATTERIES INCLUDED
81-80 Card 59.95
Paperclip/Spell 29.95
Consultant 37.95
Home Pak 16.95

EPYX
Fast Load 24.95
Summer Games II 24.95
World Karate 19.95
Super Cycle 24.95
See Apple Section for Rest of Items & Prices

AVATEX 1200 HC External Hayes-Compatible 135

GENERAL HARDWARE

STAR MICRONICS NX-10 209 NL-10C 279 NL-10 Call NX-15 339 SD-10 309 ND-15 Call SR-10 459 NR-15 Call NB-24/15 Call Powertype 229	PRINTERS Selkoshia 1000VC Call Panasonic 1080i 199 Panasonic 1091i 259 Okimate 20 139 Citizen 120 D Call Okidata 120 Call Panasonic 1092 Call Canon Printers Call Brother Call	PRINTER BUFFERS Microbuffer/Mini U-Buffer 64K 99.95 64K 99.95
---	--	--

MONITORS
Magnovox Amber 89
Magnovox 8562 RGB/COMP 269
Samsung 14" Composite 149
Commodore 1802 249
Green of Amber TTL Call

MONITORS THOMSON
VM3107 IG-TTL/Green 129
VM3107-IA-TTL/Amber 135
CM36311-ID-RGB w/EGA 519
CM31311-SI-RGB Hi Res 309
CM36432 SI-14" RGB Med Res 349
14" RGB/Comp w/128 Cables 279

INTERFACES FOR OKIMATE 20
Atari ST 60 Apple IIE 70
Amiga 60 Apple IIC 77

ANIMATION STATION GRAPHICS TABLET 49.95

ATARI 130XE COMPUTER PACKAGE
130XE Computer
1050 Disk Drive
1027 Printer
5 Free Pieces of Atari Software
\$395
This is a shipped price anywhere in Continental USA.

ATARI XE • XL • 400/800

ATARI 130XE COMPUTER Includes two free programs our choice. \$139 This is a shipped price anywhere in Continental USA.	ATARI 1050 DISK DRIVE Includes DOS 2.5 \$135 This is a shipped price anywhere in Continental USA.	ATARI 1027 PRINTER \$99 (LIMITED TO SUPPLY ON HAND) ATARI XMM801 PRINTER \$199 ATARI 850 INTERFACE \$115
---	--	---

ATARI XE/XL/400/800 SUPER PRINTER PACKAGES
NX-10 & SUPRA 1150 259
PANASONIC 1080i & SURRA 1150 259

ATARI PRINTER INTERFACES
SUPRA 1150 59.95
P.R. CONNECTION 64.95
XETEC GRAPHIC AT 39.95

ATARI DIRECT-CONNECT MODEMS
SUPRA 1000E MODEM 39.95
ATARI XM-301 MODEM 39.95

EST. 1982
ComputAbility

P.O. Box 17882 Milwaukee, WI 53217
ORDER LINES OPEN
Mon-Fri 11 a.m. - 7 p.m. CST
Sat 12 p.m. - 5 p.m. CST

NO SURCHARGE FOR MASTERCARD & VISA

To Order Call Toll Free **800-558-0003**
For Technical Info., Order Inquiries, or for Wisc. Orders **414-351-2007**
TELEX NUMBER 9102406440

ORDERING INFORMATION: Please specify system. For fast delivery send cashier's check or money order. Personal and company checks allow 14 business days to clear. School P.O.'s welcome. C.O.D. charges are \$3.00 in Continental U.S.A. include \$3.00 for software orders. 4th. shipping for hardware, minimum \$4.00. MasterCard and Visa orders please include card #, expiration date and signature. WI residents please include 5% sales tax. HI, AK, FPO, APO, Puerto Rico and Canadian orders, please add 5% shipping, minimum \$5.00. All other foreign orders add 15% shipping, minimum \$10.00. All orders shipped outside the Continental U.S.A. are shipped first class insured U.S. mail. If foreign shipping charges exceed the minimum amount, you will be charged the additional amount to get your package to you quickly and safely. All goods are new and include factory warranty. Due to our low prices all sales are final. All defective returns must have a return authorization number. Please call (414) 351-2007 to obtain an R.A.# or your return will not be accepted. Priced and availability subject to change without notice.

AMIGA COMPUTER SYSTEM PACKAGE
• AMIGA COMPUTER • AMIGA 512K RAM EXPANDER
• AMIGA 1080 MONITOR • AMIGA 1010 3.5 DISK DRIVE

CALL FOR PACKAGE PRICE

IBM SOFTWARE

ACCOLADE	BRODERBUND	EPYX	INFOCOM	MISCELLANEOUS IBM
Hardball 24.95	Karateka 21.95	SEE APPLE SECTION FOR ITEMS & PRICES	Forever Voyaging 29.95	Hacker 29.95
Mean 18 31.95	Print Shop 37.95	ELECTRONIC ARTS Amnesia 29.95	Bally Hoo 25.95	Hacker II 25.95
PSI Trading Co. 24.95	Graphic Library 1 or 2 21.95	Grand Slam 39.95	Cuthroats 25.95	Shanghai 25.95
Course Disk 16.95	Print Shop Companion 31.95	Bridge 27.95	Hitchhiker 25.95	Tass Times 25.95
MINDSCAPE	Toy Shop 42.95	Murder Party 27.95	Leather Goddess 25.95	Strip Poker 25.95
Indiana Jones 25.95	Type 31.95	Radio Baseball 27.95	Meonmist 25.95	Isgur Portfolio 164.95
Revenge 25.95	Variable Feast 39.95	Starflight 32.95	Planetfall 25.95	Starfleet I 38.95
Infiltrator 20.95	UNISON WORLD	World Tour Golf 34.95	Seastalker 25.95	Starfleet II 34.95
Bop N' Wrestle 20.95	Printmaster 36.95	Ultima III 39.95	Trinity 25.95	Math Blaster 31.95
Balance of Power 31.95	Art Gallery 1 24.95	Ultima IV 39.95	Wingshringer 25.95	Algo-Blaster 31.95
Defender/Crown 31.95	Art Gallery 2 18.95	SIMON & SCHUSTER SEE APPLE SECTION FOR ITEMS & PRICES	Zork I 25.95	DS Backup 44.95
SPRINGBOARD	Hard Disk Backup 54.95		Zork II or III 28.95	Orbiter 31.95
Certificate Maker 38.95			Hollywood Hijinx Call	Pawn 29.95
SEE APPLE SECTION FOR REST OF ITEMS & PRICES			Enchanter Trilogy 52.95	Championship 31.95

COMMODORE 128

C-128 Computer Call
MPS 1200 PRINTER Call
1571 Disk Drive Call
1902 Monitor 279
1670 Modem 139
1351 Mouse 44.95
1750 512K
Expander 189

**SUPER 128
COMPUTER
PACKAGE**

Commodore 128
1571 Disk Drive
1902 Monitor **CALL**

COMMODORE 128 SOFTWARE

Basic Compiler 12839.95
Cobol 128 39.95
Cad Pak 128 39.95
Super C Compiler 39.95
Chart Pak 128 27.95
Speed Term 128 27.95
Superbase 128 62.95
Superscript 44.95
Swiftcalc 128 44.95
Data Manager 128 44.95
Wordwriter 128 44.95
Fleet System III 45.95
Pocket Filer 2 36.95
Pocket Writer 2 36.95
Pocket Planner 2 36.95
Sylvia Porter - 128 44.95
Mach 128 32.95
Visasort 128 79.95
Visawrite 128 69.95
Partner 128 49.95
Super Pascal 128 39.95
Super Pak 128 46.95

ATARI ST

Atari 1040ST-RGB
System Call

Atari 1040ST-
Monochrome Sys Call

Atari 520ST-RGB
System Call

Atari 520ST-
Monochrome Sys Call

**WE WARRANTY ALL
ATARI ST COMPUTERS
PURCHASED FROM
COMPUTABILITY FOR
NINETY DAYS**

SF314 DS-DD Disk Drive

Supra 2.0 MEG 3.5
Inch Hard Drive 679

AMIGA ARCADE GAMES

Microleague 39.95
The Pawn 29.95
Flight Simulator II 34.95
Kings Quest II 34.95
Jet 34.95
Silent Service 27.95
Mean 18 27.95
Leader Board 27.95
Tenth Frame 27.95
Winter Games 27.95
Strip Poker 29.95
World Games 27.95
Deep Space 29.95
Arena 24.95
Publisher 129.95
Starglider 29.95
Gr. Slam Tennis 34.95
Harrier Strike 34.95
Gato 31.95
Kampgruppe 39.95

ACTIVISION

Gamemaker 31.95
Hacker II 25.95
Labyrinth 25.95
Little Computer
People 25.95
Shanghai 25.95
Tass Times 25.95
Spindizzy 22.95
Rocky Horror 22.95
Zoids 22.95
GBA Basketball 25.95
Champ Baseball 25.95
GFL Football 25.95
Greeting Card 25.95

SIMON AND SCHUSTER

Chem Lab 25.95
Lovejoy Sat 39.95
Real Estate Invest 64.95
Typing Tutor 31.95
Wine Cellar 44.95
Lasser Money Mgr. 57.95

SPRINGBOARD

Certificate Maker 31.95
Clip Art 1 or 3 19.95
Clip Art 2 25.95
Certificate Lib 1 22.95

APPLE ACCESSORIES

Mach II Joystick 27.95
Mach III Joystick 34.95
Paddlesticks 27.95
Mockingboard A 64.95

ABACUS

Textpro 34.95
Data Tieve Sys. 34.95
Text Designer 34.95
Pocket Filer 2 36.95
Designer 169.95
Assempro 34.95
Powerplan 34.95

ST GRAPHICS

Degas 27.95
Super Graphics 33.95
Degas Elite 52.95
Easy Draw 54.95
Graphic Artist 149.95

INFOCOM ST

SEE IBM SECTN FOR
ITEMS AND PRICES

ST WORD PROCESSORS

Paperclip Elite 64.95
Wordwriter ST 52.95
Thunder 27.95
Regent Word II 64.95

ST UTILITIES

Macrodesk 27.95
Music Studio 39.95
ST Music Box 34.95
Time Link 34.95
Micro-Cookbook 32.95
Labelmaster 27.95
Publisher Call
Pub. Partner Call

SSI

SEE COMMODORE 64 SECTION
FOR ITEMS AND PRICES

ACTIVISION

Hacker 29.95
Mindshadow 29.95
Borrowed Time 29.95
Little Computer
People 34.95
Borrowed Time 29.95
Music Studio 39.95
Shanghai 29.95
Hacker II 34.95
Tass Times 29.95
GBA Basketball 29.95
Champ. Baseball 29.95
GFA Football 29.95
Portal 34.95

BRODERBUND

Airheart 22.95
Ancient Art War 25.95
Animate 44.95
Bank Street
Series (Ea) 44.95
Fantavision 31.95
Holiday Graphics
Library 16.95
Print Shop 31.95
Graphics Library
I, II or III 16.95
Karateka 21.95
On Balance 64.95
Print Shop
Companion 25.95
Science Tool Kit 44.95
Toy Shop 39.95
Type 28.95
Variable Feast 31.95
Carmen Sandiego Call

SPRINGBOARD

Games/Children 22.95
Graphics Expander 25.95
Newsroom 37.95
Piece of Cake Math 22.95

EPYX

Championship
Wrestling 24.95
World Games 24.95
Destroyer 24.95
Apsahl Trilogy 24.95
Movie Monster 24.95
Winter Games 24.95

ST LANGUAGES

Personal Pascal 49.95
Mark Williams C 129.95
Metacom 74.95
Pascal 58.95
Macroassembler
Lattice C 99.95
Modula II 54.95

ST BUSINESS

VIP Prof 169.95
Swiftcalc ST 52.95
Dac Easy 49.95
Dac Payroll 39.95
Dollars & Sense 69.95
Home Accountant 34.95
Bts Spreadsheet 44.95

ST PRINT UTILITIES

Typesetter 24.95
Rubber Stamp 24.95
Printmaster 24.95
Art Gallery I or II 19.95
Fontwriter 27.95
Megafont ST 24.95
Typeset Elite 32.95

ST DATABASES

DB Man Call
Zoomacks II 29.95
Datamanager ST 52.95
Regent Base 64.95

ST ADVENTURES

Ultima II or III 39.95
Kings Quest II or III 35.95
Sundog 24.95
Black Cauldron 27.95
Apsahl Trilogy 27.95
Dungeonmaster 27.95
Deep Space 29.95
Arena 24.95

ST ARCADE GAMES

Phantasia II 27.95
Phantasia I 27.95
Mean 18 29.95
Leader Board 24.95
Brattacus 33.95
Silent Service 27.95
Flight Simulator II 34.95
Championship
Wrestling 24.95
World Games 24.95
Chessmaster 2000 32.95
Starglider II 29.95
Little Comp People 33.95
5-15 Strike Eagle 24.95
ST Karate 27.95
Jet 34.95

ST ADVENTURES

Tass Times 33.95
Alternate Reality 33.95
Autoduel 34.95
Defender/Crown 33.95
Balance of Power 33.95
Space Quest 33.95

ST ARCADE GAMES

Tenth Frame 27.95
Shanghai 29.95
3-D Helicopter 33.95
Micro League BB 39.95
WWF Micro Wrestling 39.95
Skyfox 32.95
Super Cycle 27.95
Indoor Sports Call
High Roller Simulator Call
Two/Two Basketball 29.95
Star Raiders II 20.95
Gato 27.95
Space Station 24.95
GFL Football 29.95
Champ Baseball 29.95

INFOCOM

SEE IBM SECTION FOR
ITEMS AND PRICES

SSI

SEE COMMODORE 64 FOR
ITEMS AND PRICES

APPLE MISCELLANEOUS

Fight Night 21.95
Hardball 21.95
Sundog 24.95
The Hobbit 23.95
Advanced Ideas Call
Strip Poker 19.95
Village Vegas 19.95
Mastering
College Board 114.95
Home Account 58.85
Personal 29.95
Thunder Choper 20.95
Uv Periscope 20.95
Gram Gremilns 31.95
Gunslinger 18.95
Theatre Europe 21.95
PSI Trading 21.95
Autoduel 34.95
Alt. Reality 24.95
Adv. Construct 34.95
Odesia Chess 47.95
Universal II 47.95
Lunar Explorer 20.95
Starglider 29.95
War In S. Pacific 39.95
Star Trek II 25.95

MINDSCAPE

Sub Mission 25.95
Infiltrator 20.95
Bob N' Wrestle 20.95
Color Me 19.95
Dick Francis 25.95

ST ADVENTURES

Starfleet I 34.95
Karate Champ 22.95
Kung Fu Master 22.95
Math Blaster 31.95
Alternate Reality 24.95
Algo-Blaster
Homeworker 59.95
Spell-It 31.95
Word Attack 31.95
DLM Software
Designware Call
Computer Sat 54.95
Elite 23.95
Pawn 29.95
Sargon III 25.95
Writer Rabbit 25.95
Math Rabbit 9.95
Frogger
Managing Your
Money 129.95
F-15 Strike Eagle 22.95
Gunship
Silent Service 22.95
Microleague
Baseball 25.95
Howard the Duck 25.95

ST ARCADE GAMES

Phantasia II 27.95
Phantasia I 27.95
Mean 18 29.95
Leader Board 24.95
Brattacus 33.95
Silent Service 27.95
Flight Simulator II 34.95
Championship
Wrestling 24.95
World Games 24.95
Chessmaster 2000 32.95
Starglider II 29.95
Little Comp People 33.95
5-15 Strike Eagle 24.95
ST Karate 27.95
Jet 34.95

ST ADVENTURES

Portal 33.95
The Pawn 28.95
Guide Of Theives 28.95
Mercenary 27.95
Harrier Strike 34.95
Balance Of Power 33.95
Bard's Tale Call

ST ARCADE GAMES

Tenth Frame 27.95
Shanghai 29.95
3-D Helicopter 33.95
Micro League BB 39.95
WWF Micro Wrestling 39.95
Skyfox 32.95
Super Cycle 27.95
Indoor Sports Call
High Roller Simulator Call
Two/Two Basketball 29.95
Star Raiders II 20.95
Gato 27.95
Space Station 24.95
GFL Football 29.95
Champ Baseball 29.95

MISCELLANEOUS ATARI

Atariwriter Plus 39.95
Megafont II 17.95
Page Designer 21.95
Typesetter 24.95
Rubber Stamp 21.95
P.S. Interface 19.95
Alternate Reality 24.95
AIT
Reality/Dungeon 24.95
Mercenary 18.95
Home Pak 16.95
Paper Clip/Spell 37.95
8 Graph 27.95
Rommel vs Patton 27.95

AMIGA PRODUCTIVITY

VIP Professional 169.95
Analyze 2.0 94.95
On-Line 44.95
Scribble 64.95
Organize 64.95
Printmaster 32.95
Art Gallery I or II 19.95
Zumafont I, II or III 21.95
Impact 129.95
Aegis Draw 74.95
Aegis
Animator/Images 84.95
Aegis Art 23.95
Page Setter 99.95

MISCELLANEOUS

Crusade in Europe 25.95
Silent Service 21.95
Micro League 25.95
Baseball 24.95
Universe 64.95
Universe II 47.95
Fantasy 42.95
Fcntasy Fonts Call
Wizardry 39.95
Gato 24.95
Jet 34.95
Sublogic Baseball 34.95
Sublogic Football 34.95
Falcon 31.95
Rings of Zittin 25.95
Gettysburg 39.95
Oper. Market Gard 32.95
Term Paper Writer 38.95
Phantasia 25.95

MISCELLANEOUS

James Bond 25.95
Rambo 25.95
The Mist 25.95
Perfect Score 44.95
Balance of Power 31.95

Dollars &
Sense IIE 74.95
Superbase 64.95
Random House
Scholastic Call
Kings Quest III 31.95
Black Cauldron 25.95
Space Quest 31.95
Smart Money 49.95
Land of the Dead 29.95
Uaupur 29.95
Wizardry-Proving 31.95
Wizardry-Legacy 25.95
Wizardry-Diamonds 21.95
VIP
Professional 169.95
Gato 25.95
T-Shirt Shop 31.95
Sublogic
Baseball 34.95
Sublogic Football 34.95
Flight Simulator II 34.95
Jet 27.95
Animation
Station 59.95
Agatha Christie 25.95
Sticky Bear (Ea) 25.95

ATARI ST SOFTWARE

ELECTRONIC ARTS

Archon 11.95
Seven Cit. of Gold 11.95
Pinball
Construction 11.95
One on One 11.95
Super Boulderdash 11.95
Racing Destruction 11.95
T-Dund Football 11.95
Mule 11.95
Music Construction 11.95

MICROPROSE

Age of Adventure 11.95
Archon II 24.95
Lords of Conquest 24.95
Ogre 27.95
Chessmaster 2000 27.95
Ultima I 27.95
Ultima III 34.95
Ultima IV 41.95
Autoduel 34.95
Starfleet I 34.95

ATARI XE - XL - 400 - 800 SOFTWARE

ELECTRONIC ARTS

Archon 11.95
Seven Cit. of Gold 11.95
Pinball
Construction 11.95
One on One 11.95
Super Boulderdash 11.95
Racing Destruction 11.95
T-Dund Football 11.95
Mule 11.95
Music Construction 11.95

MISCELLANEOUS ATARI

Mac 65XL 47.95
Action 47.95
Basic XL
All Tool Kits 19.95
Syncalc 32.95
Synfile 32.95
Leader Board 27.95
Tourn Disk/
Leader Bd. 16.95
Music Studio 23.95
Basic XE 49.95
Executive/Lead. Bd 16.95
Fighter Command 39.95

AMIGA SOFTWARE

Mac 65XL 47.95
Action 47.95
Basic XL
All Tool Kits 19.95
Syncalc 32.95
Synfile 32.95
Leader Board 27.95
Tourn Disk/
Leader Bd. 16.95
Music Studio 23.95
Basic XE 49.95
Executive/Lead. Bd 16.95
Fighter Command 39.95

ALL gets rid of everything in DEMOS, including the subdirectory itself and all associated .info files. If you don't know what a file does, it's best to leave it on the disk. Many of the files and subdirectories on the Workbench disk are needed to boot the system and use BASIC.

Seeing Double

I have just recently purchased an Atari 520ST. When I turned it on and loaded BASIC, I typed ?FRE(0) to find out how much memory I had for programming. The computer printed the number 186704. As I began to write a program, I noticed the bytes being whittled away very quickly. I also own a Commodore 64 and have noticed that it's quite efficient when storing a BASIC program. What does the ST do with memory when it stores BASIC? On the ST, this line takes up 68 bytes of memory:

```
10 ?'I'm your faithful computer'
```

Dale Zwicker

ST BASIC stores two copies of the program in memory concurrently. The first copy is tokenized, meaning that keywords are compressed into one- or two-byte tokens. The second copy is in ASCII form and consists of the characters which you typed in when entering each line. It's difficult to imagine a justification for keeping a complete untokenized copy of the program in memory. Virtually every other version of BASIC stores the program only in the more compact tokenized form, expanding the tokens into BASIC words like PRINT only when you LIST the program or save it in ASCII form.

When we entered the example line on various STs around our office, BASIC consistently required 70 bytes to store the line. Out of curiosity, we booted up GFA BASIC, the new BASIC from Germany, now marketed by MichTron (see "ST Outlook" elsewhere in this issue), and entered the same line. That version of BASIC stores the same line in only 32 bytes. A few bytes can be accounted for by the fact that GFA BASIC doesn't use line numbers. But the major difference clearly derives from the fact that GFA BASIC stores only one copy of the program, not two.

By the way, the example line you chose illustrates one of the worst possible cases. Counting the quotation marks, the line contains 28 ASCII characters which aren't compressed even in the tokenized copy of the program. Thus, the tokenized version of the line is only slightly smaller than the ASCII version. Many BASIC lines consist mainly of keywords, however, which would tend to make the tokenized version considerably smaller.

We found another puzzling anomaly while testing ST BASIC's memory consumption. Enter NEW, then go to the EDIT

window and type in the example line and press RETURN. Go to the COMMAND window and enter ?FRE(0). If you return to the EDIT window and press RETURN over the same line, BASIC loses a few more bytes, even though nothing new has been added to the program. If you continue to reenter the same line, BASIC uses up more and more memory, even though the program is functionally identical. Each reentry of the line uses up anywhere from five to seven bytes of memory.

Copying Machine Language Programs

I subscribe to the COMPUTE! Commodore disk and find that I have several programs that I can't copy to another disk. All of them must be loaded with ,8,1 rather than ,8. The 64 user's manual is no help, and Commodore 64 BASIC has no special command for saving machine language programs. My grandsons spent a lot of time during their last visit playing "High Rise" and "Miami Ice." They are not as careful with disks as I am, and I shudder to think what they would say if one of those programs were lost and I had no backup copy. Can you help?

Elmer O. Pease

Before you attempt to copy any machine language program, you must find out where it loads into memory. The article accompanying each COMPUTE! program indicates whether it is a nonrelocating program that needs special handling or a program like SpeedScript, which can be handled like a BASIC program.

Some Commodore 64 ML programs can be copied without any special tricks because they are designed to load at the same address as a BASIC program (2049 decimal, \$0801 hexadecimal). SpeedScript is one such program: It can be loaded with LOAD "SPEEDSCRIPT",8 and saved with SAVE "SPEEDSCRIPT",8. As a rule, if the instructions for a program indicate that you can load it with ,8 and start it by typing RUN, it can be handled like a BASIC program. Simply load it as usual, insert a new disk, and save it as you would any BASIC program. If you LIST a program of this type, you will usually see a line like 10 SYS2061.

Other machine language programs need to load at a different address. Such programs are called nonrelocating because the computer automatically loads them back into the same memory area they were saved from. You can identify this type of program because the instructions tell you to load it with ,8,1 instead of ,8. A nonrelocating program also starts with a SYS command rather than RUN.

Commodore 64 BASIC does not include a BSAVE command for saving a relocating program. But there is an easy

way to make new copies of such programs, using "MLX," the machine language entry program published frequently in COMPUTE!. Simply load the program into MLX, insert a new disk, and save the program exactly as you would when typing it in from MLX. MLX is included on every COMPUTE! disk and also appears in issues of COMPUTE! that contain programs to be typed in with MLX. This procedure requires that you know the beginning and ending addresses for the program; that information is contained in the accompanying article.

If you don't know the starting and ending addresses for a program, run this program and enter the name of the file when prompted. It reads the program's load address and calculates its ending address based on the number of bytes in the file. Once you know the addresses, you can make a copy of the program with MLX as described above.

```
100 PRINT "ENTER FILENAME":INP
    UT F$
110 F$="0":"+F$;T$=" ,P,R":OPEN
    {SPACE}15,8,15,"I0":GOSUB 2
    00
120 IF ER AND ER<>62 THEN PRIN
    T ER; ER$; TR; SE:CLOSE 3:C
    LOSE 15:END
130 IF ER=62 THEN T$=" ,S,R":GO
    SUB 200
140 IF ER=62 THEN T$=" ,U,R":GO
    SUB 200
150 IF ER THEN PRINT "CAN'T OP
    EN ";F$;" FOR READING":CLOS
    E 15:END
160 GET#3,LO$:GET#3,HI$:SA=ASC
    (LO$+CHR$(0))+256*ASC(HI$+C
    HR$(0))
170 PRINT "STARTING ADDRESS:";SA
180 GET#3,X$:IF ST=0 THEN SA=S
    A+1:GOTO 180
190 PRINT "ENDING ADDRESS:
    {2 SPACES}";SA:CLOSE 3:CLOS
    E 15:END
200 CLOSE 3:OPEN 3,8,3,F$+T$:I
    NPUT#15, ER, ER$, TR, SE:RE
    TURN
```

BASIC 7.0, the BASIC used on the Commodore 128, includes a BSAVE command that lets you save the contents of any memory area. Again, you must know the starting and ending addresses of the area to save. Here is the general syntax for BSAVE:

```
BSAVE "filename", Ddrive number,
    Bbank number,Pstart address TO Pend
    address
```

This command takes several parameters. The parameters for drive number and bank number are optional. If you omit them, BASIC uses drive 0 and memory bank 15 as defaults. You must always supply the start address and end address. For example, this statement BSAVES the block of memory in locations 3584-4096 (in bank 0) in a disk file named "SAMPLE":

```
BSAVE "SAMPLE", B0, P3584 TO P4096
```

80-Column Hi-Res Graphics For 128

The 128 Programmer's Reference Guide states that it is possible to do multicolor bitmapping on the 80-column screen if you reduce the size of the screen by 2000 bytes. Could you publish a program that does this and that plots both screen and color pixels?

L. K. Snyder

Although the 128's BASIC 7.0 uses only the VIC (40-column) video chip for high-resolution graphics, the VDC chip that generates the 80-column screen display can also produce bitmapped displays. This feature isn't mentioned in the System Guide that comes with the 128, although it is covered briefly in the 128 Programmer's Reference Guide. In the example provided in the Programmer's Reference Guide, the foreground and background colors are the same for the entire screen, so the display can have only two different colors. The VDC can't produce a multicolor or bitmapped (hi-res) display in the same sense that the VIC chip can—the VIC multicolor bitmapped display can use up to four different colors within each 4 × 8-pixel area, while the VDC chip's bitmapped display can use only two different colors within each 8 × 8-pixel area—but the VDC bitmapped display can have more than just two different colors.

To understand why the two-color bitmapped display is easier to set up, you need to know a little about how VDC bitmapped displays work. The standard VDC bitmapped screen is 640 pixels wide by 200 pixels tall. Each pixel is controlled by a single bit in the area of VDC memory known as the bitmap. Thus, 128,000 bits (640 × 200), or 16,000 bytes, are required to bitmap the entire screen. When a bit in the bitmap is set to 0, the corresponding pixel takes the background color. When a bit in the bitmap is set to 1, the pixel takes the foreground color. The layout of the bitmap is much more straightforward than the VIC's arrangement. The first byte of bitmap memory controls the leftmost eight pixels on the top screen line. The next byte controls the next eight pixels to the right, and so on.

For controlling colors, the pixels are grouped into an array of 8 × 8-pixel character positions. Each character position has a corresponding location in the area of VDC RAM called attribute memory. In bitmapped mode, the lower four bits of each attribute memory location specify the foreground color for the corresponding character position, while the upper four bits specify the background color for the position. Thus, even though a character position can have only 2 different colors, each position can have independent colors, and all 16 available colors can be used in the display. Here's the

problem with that system: The standard VDC display has 25 horizontal rows of 80 character positions per row, so attribute memory normally occupies 2000 (80 × 25) bytes. However, the 16,000-byte bitmap requires nearly all of the 16K (16,384 bytes) of available VDC RAM. There's not enough room for attribute memory in addition to the bitmap. The Programmer's Reference Guide example offers the easiest solution to this dilemma. The VDC allows attribute memory to be disabled, in which case the foreground and background colors for all screen positions can be specified in VDC internal register 26. Although this limits you to only 2 different colors in the display, it does allow a full 128,000-pixel screen.

The alternative solution, alluded to in the Programmer's Reference Guide, is to reduce the size of the bitmap sufficiently to make room for attribute memory. The VDC is a highly programmable chip. Although the standard VDC screen is 80 columns by 25 rows (640 dots by 200 lines), you change the display to any height and width by changing the appropriate VDC internal registers. For example, if you reduce the display size to 80 columns wide by 22 rows tall (640 × 176 pixels), then 14,080 bytes will be required for the bitmap and 1760 bytes will be required for attribute memory, so both will fit in the available 16K. The VDC register system is too complex to explain in detail here, but the following program illustrates the necessary steps to create full-color bitmapped graphics on the 80-column screen. The program is adapted from one in Mapping the Commodore 128, from COMPUTE! Books, which provides a thorough discussion of VDC register operations.

Operate this drawing program with a joystick plugged into port 2. Press the fire button to move without drawing. Press B to change the background color and F to change the foreground color. The color changes affect all pixels in each subsequent character position you move through. You can press H to home the drawing point to the center of the screen, C to clear the screen, and P to change the border color.

(For instructions on entering this program, please refer to "COMPUTE!'s Guide to Typing In Programs" elsewhere in this issue.)

```
EE 100 GRAPHIC 0:FAST
QP 105 REM ** SCREEN EDITOR ROM ROUTINES
RQ 110 WR=DEC("CDCC"):RR=DEC("CDDA")
PX 115 REM ** SET DEFAULT COLOR
MF 120 BC=2:FC=11:PC=9:SYS WR,PC,26
CC 125 REM ** SET SCREEN HEIGHT TO 22 ROWS
XB 130 SYS WR,22,6
```

```
PH 135 REM ** MOVE ATTRIBUTE MEMORY TO ADDRESS 10480
ME 140 CM=14080:CH=INT(CM/256):CL=CM-(CH*256):SYS WR,CH,20:SYS WR,CL,21
PH 145 REM ** TURN ON BITMAPPE D DISPLAY
HE 150 SYS RR,,24:RREG A:SYS WR,(A AND 63) OR 192,25
FD 155 REM ** CLEAR BITMAP AND ATTRIBUTES
MJ 160 SYS RR,,24:RREG A:SYS WR,A AND 127,24
DH 170 SYS WR,0,18:SYS WR,0,19:SYS WR,0,31
FK 180 FOR I=1 TO 56:SYS WR,255,30:NEXT
KG 190 SYS WR,CH,18:SYS WR,CL,19:SYS WR,BC*16,31
JP 200 FOR I=1 TO 7:SYS WR,255,30:NEXT
DR 205 REM ** SET HOME COORDINATES
EC 210 X=320:Y=88
GH 215 REM ** CHECK FOR KEYPRESSES
JS 220 GET K$:ON INSTR("BFPC",K$) GOTO 230,240,250,160,210:GOTO 260
DC 230 BC=(BC+1) AND 15:GOTO 330
HS 240 FC=(FC+1) AND 15:GOTO 330
AR 250 PC=(PC+1) AND 15:SYS WR,PC,26
JJ 255 REM ** READ JOYSTICK
GP 260 D=JOY(2):IF D=0 THEN 220:ELSE B=D AND 128:D=D{SPACE}AND 15
GG 265 REM ** CALCULATE NEW POSITION
RD 270 Y=Y+(D<3 OR D=8)-(D>3 AND D<7):IF Y<0 THEN Y=175:ELSE IF Y>175 THEN Y=0
KG 280 X=X-(D>1 AND D<5)+(D>5):IF X<0 THEN X=639:ELSE IF X>639 THEN X=0
KH 290 IF B THEN 330
XP 295 REM ** SET PIXEL
QR 300 AD=INT(X/8)+80*Y:AH=INT(AD/256):AL=AD-(AH*256)
HJ 310 SYS WR,AH,18:SYS WR,AL,19:SYS RR,,31:RREG A
BA 320 SYS WR,AH,18:SYS WR,AL,19:SYS WR,A OR 2{(7-{X{SPACE}AND 7})},31
SJ 325 REM ** SET FOREGROUND AND BACKGROUND COLORS
RJ 330 AD=CM+INT(X/8)+80*(INT(Y/8)):AH=INT(AD/256):AL=AD-(AH*256)
PE 340 SYS WR,AH,18:SYS WR,AL,19:SYS WR,(BC*16)+FC,31
PJ 350 GOTO 220
```

©

COMPUTE!
TOLL FREE
Subscription
Order Line
1-800-247-5470
In IA 1-800-532-1272

Little Computer People

Neil Randall

Requirements: Atari ST, Apple II-series (64K minimum), Amiga, and Commodore 64 computers.

In 1985, Activision introduced a unique concept in computer gaming. The original version of *Little Computer People*, available for the Commodore 64, Atari eight-bit machines, and Apple II series, was so popular that many people bought several copies. In 1986, versions for the Amiga and Atari ST were released. Neither a game nor an applications program, *Little Computer People* is as purely entertaining as anything on the market. Its greatest appeal is undoubtedly to children, but in its short lifetime it has managed to capture many adult imaginations as well.

The premise behind *Little Computer People* is extremely simple. Inside every computer live several small people. They do not speak our language, but they live a day-to-day existence that resembles ours. The problem is, they have no home. What *Little Computer People* does, therefore, is provide them with a house to live in and someone to take care of them.

That someone, as you might expect, is you. When you first start the program, you are asked to sign a very attractive guestbook and provide the current time and date. Then a house appears on the screen, cut away to reveal the contents of several rooms. On the ground floor is a kitchen, with table, chair, refrigerator, sink, and water cooler, and a living room with fireplace and telephone. The second floor has a bedroom, bathroom, and computer room. Up the stairs to the top floor there is a large room with a television and stereo, a piano, a desk with typewriter, and a filing cabinet.

Keeping Him Happy

After a short wait, your LCP (Little Computer Person) appears. He will enter the front door, check the place out,

then leave. Shortly, he will return with his luggage and his dog. Your job, now that you've provided him with a home, is to keep him happy. To do so, you must make sure he has food and water, provide food for his dog, and pay attention to him. The first three are easy. Control-F (in the Atari ST version, the one used for this review) drops food at the front door, Control-W adds a glass of water to the cooler, and Control-D leaves food for the dog. Your LCP will feed himself and the dog without your prompting.

Your LCP will be in one of four states. *Happy* means just that. *Content* means his life is okay, but it could be better. If his face is sad, you should cheer him up immediately, and if you don't feed him or give him water, he will turn green and lie sick in bed. To boost your LCP's mood, you can call him on the phone (but be prepared not to understand a word he says), you can "pet" him, or you can leave a record for him at the front door. When he retrieves the record, he will take it up to the stereo and play it. You can listen with him.

Another mood booster is playing games. You can either ask him to play, by typing in the request, or wait for him to knock on your screen. He will then offer to play one of several games. Anagrams is a word-unscrambling game, with you doing the descrambling. Card War is the children's card game "War." If you play 5-Card-Draw Poker against him, he will let you win just often enough to think you can beat him. The same applies to Blackjack. Finally, Word Puzzles has you fill in the blanks to a word in a sentence he prints on the screen. All the games are fun to play, and the LCP appreciates the attention.

Again in response to your request, or purely on his own, the LCP will either play the piano (he's pretty good) or sit at the typewriter and send you a letter. The letter is always addressed to you, and you will quickly discover how well-mannered your LCP really is. You can, at any time, type in a request to the LCP, to which he may or may not respond. If he does, he nods his head and does as he is asked. Writing is the only way to communicate with him, though, since he does not speak English.

An Everyday World

What you do most of the time, though, is watch your LCP spend his day. He will light a fire and read a book in the living room, or he will feed the dog in the kitchen. He works in the computer room and sleeps in the bedroom, and when he closes the bathroom door he will emerge to the sound of a toilet flushing. Much of his time he spends watching television or playing music, and he seems to spend an inordinate percentage of his life walking up and down the stairs. He eats, drinks, sleeps, reads, entertains himself, and takes care of his dog. In other words, his days are much like many of ours: not very exciting, but pleasant and, if you are good to him, fulfilling.

By now I'm sure you see the enormous and subtle educational appeal of *Little Computer People*. To watch a child care for the LCP, writing letters to it and playing games with it, is a marvelous way to pass a few hours a week. To a child, a sick LCP is a matter of life or death; a happy one is cause for rejoicing. The program provides neither the competitiveness of computer games nor the unrealistic time distortion of television, as the LCP lives a pretty normal life in a pretty normal house. The child will learn to care for and about the LCP, and there's not much more you could ask of a computer program.

Activision has included one other brilliant feature in *Little Computer People*, but I suspect that most people, like me, will take a while to appreciate it. There is only one Little Computer Person on the disk. To get another, you have to go buy a new disk. Now, to those of us used to starting a game over from scratch when something goes wrong, or when we grow tired of it, this feature is initially disappointing. At least I found it so. But when I thought about it, I began to realize that this is solidly in keeping with the rest of the design. You *can't* change LCPs, because you have made a commitment to caring for the one you already have. The LCP simulates a little person inside the computer, one which the child must take care of even if he would like to have somebody else. One of the criticisms about simulations as a whole is that they encourage noncommitment be-

Authorized

COMB

Liquidator

XEROX® COMPUTER FOR BUSINESS, AND PERSONAL USE!

XEROX®... The Name You Can Trust!

Since 1906 Xerox® has been the world leader in office automation and copying equipment. They have set standards that others can only imitate. The Xerox® 6064 Personal Computer was designed to meet the demands of business, professional, and personal computing today, and into the future! We are proud to offer this complete Xerox® System at a remarkably **LOW** price. Compare for yourself... then buy your Xerox® 6064 from C.O.M.B.!

Get the Xerox® Advantage! The Xerox® PC offers you the advantage of running IBM™ compatible MS™-DOS, so you can run the hundreds of business and professional software programs available today! And the Xerox® PC is easy to use! It's designed to get you up and running as quickly as possible with computer-aided instruction and superior documentation covering all aspects of personal computing.

Xerox®...Service You Can Count On! If you're considering an IBM™-compatible, don't be misled by price alone! The system we are offering is a **complete** system... very, easy to hook up and use... and very affordable. But more than that, each system we sell is backed by Xerox® service and support. When you buy this system, your name and computer's serial number is automatically registered with Xerox®. Should you need service or advice, a network of over 150 service centers stands ready to help you. Before you buy... compare! Xerox® is your best value! Check all these features:

- IBM™-PC Compatibility.
- Standard 83-Key PC Keyboard with Mouse Interface (Mouse Not Included.)
- High-Resolution Monochrome Monitor, with 10" Diagonal Non-Glare Screen, Swivel and Tilt Hosing.
- Two 5¼" Floppy Disk Drives.
- 256KB Memory. 8MHz Intel 8086-2 Microprocessor for Faster Speed, Less Waiting Time.
- Seven Expansion Slots, Serial Port for Communications or Printer, and Parallel Printer Port.
- Comes with ScreenMate™, a User Friendly Guide to the Functions of the MS™-DOS Operating System.
- Menu Driven... No Need to Remember Complicated Commands! ScreenMate™



Lets You Select from a Menu and Provides Clear On-Line Instructions If You're Confused About Your Next Step.

Complete Tutorial Software and Manuals Included:

- "Getting Started" Booklet

- Four Reference Guides.
- Four Software Programs: Two X-Cel™ Training Disks, Two Diagnostic Disks, GW™-BASIC Interpreter, and MS™-DOS/ScreenMate™ Operator's Guide.
- Twenty Blank Disks.

Over 150 Service Centers Nationally.

Manufacturer's Limited 90-Day Warranty on Parts/Labor.

List Price **\$2764.80**

\$999

Liquidation Priced At Only

Item H-2185-7118-557 Shipped Freight Collect Ship Wt.: 79 lbs.

Xerox® and the identifying numbers herein are trademarks of XEROX® CORPORATION.

Toll-Free: 1-800-328-0609

Credit Card customers can order by phone, 24 hrs. a day, 7 days a week.



SEND ME THE ITEMS I HAVE LISTED BELOW

Sales outside 48 contiguous states are subject to special conditions. Please call or write to inquire.

Item No.	Qty.	Item	Price	S/H

TOTAL (Products plus ship, handling)

SEND TO: C.O.M.B. Direct Marketing Corp. Item H-2185

1405 Xenium Lane N/Minneapolis, MN 55441-4494

Send the items indicated at left. (Minnesota residents add 6% sales tax. Sorry, no C.O.D.)

My check or money order is enclosed. No delays in processing orders paid by check.)

Charge: VISA® MasterCard® Discover American Express®

Acct No. _____ Exp. / _____

PLEASE PRINT CLEARLY

Name _____

Address _____

City _____

State _____ ZIP _____

Phone (____) _____

Sign Here _____


COMB COMB COMB COMB COMB COMB COMB COMB COMB

cause nothing is irrevocable. Activision, in a flurry of brilliance, decided not to let that happen. As a design decision it is unusual, but it is one worth considerable praise.

Is *Little Computer People* for everyone? No, no more than any other computer product is. It is, however, for anyone seeking to encourage the growing trend in entertainment software towards real-life simulation. In the past year the people at Activision have given us *Alter Ego* and *Little Computer People*, and in doing so demonstrated a willingness to buck the trends and let entertainment software find its own course. They are to be applauded for this, because without the willingness, such innovations as *Little Computer People* would not exist. It is a delightful program.

Little Computer People
Activision
 2350 Bayshore Frontage Rd.
 Mountain View, CA 94043
 \$49.95 Atari ST and Commodore
 Amiga versions
 \$39.95 Apple II-series version
 \$34.95 Commodore 64 version

PetPic3



A view of the cutaway house in *Little Computer People* (Amiga version).



**Looking for a Widget
 for your
 Okidata printer and
 need it now?
 Call Precision!**

Precision Images normally stocks most spare parts for your Okidata printer, from the Okimates to the Pacemarks including the new Microline and Laserline series. Anything and everything for your Okidata printer is only a phone call away. Precision Images is "your direct connection to genuine Okidata parts and supplies."

for Visa/MasterCard orders call:
1-800-524-8338




Precision Images, Inc.
 P.O. Box 866
 Mahwah, New Jersey 07430

Attention all FX80, FX100, JX, RX, & MX owners:
**You already own half of
 a great printer**

**Now
 Only
 \$79.95**

Dealer
 inquiries
 welcome



Now for \$79.95 you can own the rest. You see, today's new dot matrix printers offer a lot more.

Like an NLQ mode that makes their letters print almost as sharp as a daisy wheel. And font switching at the touch of a button in over 160 styles. But now, a Dots-Perfect

upgrade kit will make your printer work like the new models in minutes— at a fraction of their cost.

And FX, JX and MX models will print the IBM character set, too.

So, call now and use your Visa, MasterCard, or AmerEx. Don't replace your printer, upgrade it!

1-800-368-7737
 In California: 1-800-831-9772



Dots-Perfect™
Dresselhaus



837 E. Alostia Ave., Glendora, CA 91740 Tel: (818) 914-5831
 An upgrade kit for EPSON FX, JX, RX, & MX printers



EPSON is a trademark of
 EPSON America, Inc.

Sensational Prices!

... On Our Most Popular Items!

from **micro**  **®** ...

THE 49¢ DISKETTE!

Are you paying too much for diskettes? Try our first quality, prime, 5¼" diskettes (no rejects, no seconds) at these fantastic sale prices and save, save. **SAVE!** Disks are packaged in boxes of 50; including diskettes in sleeves, labels, and write-protect tabs.

Each diskette is certified to be 100% error free and comes with a lifetime warranty (if you have a problem, we'll replace the diskette). All diskettes include hub reinforcement rings and write-protect notch.

All diskettes are double density and work in either single or double density drives.

SS, DD Diskettes, Box of 50
32391 **\$24.50-49c ea.**

DS, DD Diskettes, Box of 50
32403 **\$29.50-59c ea.**

POWER and PROTECTION FOR YOUR C-64!®

POW'R PAK 64

from MicroPal®

Pow'r Pak is a replacement power supply (1.5 amp) for the Commodore 64® ... but that's not all! Pow'r Pak also supplies two additional surge protected outlets (120V) for monitor, disk drive, or other peripherals. On/off switch. Fuse protection. Sturdy all-metal casing is ventilated for heat dissipation. Full 1 year warranty.

34910 **\$49.95**

Lowest Cost, Best Performing Star Printer Ever!!



NP-10. Ideal for school and home use, the newest printer in the Star line promises to be a best-seller due to its great features and unbeatable price! You get superb draft printing at 100 cps and its easy to switch to crisp, precise near letter quality at 25 cps. Easy front panel operation allows you to change modes at the simple touch of a button. Tractor and friction feeds standard. Printing is bidirectional in draft mode and unidirectional in bit image and NLO modes. Five character sets are available in draft mode including italic and international characters, with three sets available in NLO. 2K buffer. Standard parallel interface. Full one-year warranty. **Sug. Retail \$279.00**

64204 NP-10 Printer **SCALL FOR LOWEST PRICE!**

★ THE BEST PRICES ★
★ THE BEST SERVICE ★
WHY SHOP ANYWHERE ELSE?

THE FAMOUS SLIK STIK™

The Slik Stik™ has been a favorite for years and for good reason. It's just the right combination of responsiveness and accuracy. And the price can't be beat! From Suncom 90 day warranty Connects directly to Commodore Computers

ONLY \$6.95!



42086

\$6.95

Our Lowest Price Ever On Diskette Storage!

ONLY \$4.95

 **INNOVATIVE CONCEPTS, INC.**

FLIP SORT 70

- Stores and files up to 70 5¼" diskettes.
- Includes 5 index dividers for organization of filing and retrieval.
- Molded from highly durable plastic.

Sug. Retail \$7.95
Regular Tenex Price \$6.95
SUPER SALE \$4.95

43375

DUST COVER and "EVERYTHING BOOK" SPECIAL OFFER


Get to know us by ordering this great dust cover for your C-64 or C-128 and our catalog, "The Everything Book for the C-64 and C-128 Home Computers," for \$2.95 (no extra shipping and handling charges). Cover is antistatic, translucent 8-gauge vinyl sewn to our exacting standards with reinforced seams. Discover the savings and easy shipping available from TENEX Computer Express!



\$2.95

31627 C-64 Dust Cover and Catalog (K1A)
38484 C-128 Dust Cover and Catalog (K1A)

The Right Interface For All Your Printing Needs!!

PPi  *with graphics*
"a sound investment for your Commodore." RUN, Dec. '85
This high-performance graphics parallel printer interface from DSI for C-64 and VIC-20 emulates a Commodore printer. Comes with cables and user's manual!
33565 **\$39.95**

Super Graphix. Features 8K buffer, 10 printing modes, 3 internal screen dumps and top mounted dip switches. Supports superscript, subscript, underlining, bold face, and a choice of 9 character widths. From Xetec
41769 **\$69.95**

Super Graphix Jr. A more economical version of the Super Graphix, featuring graphics, normal and correspondence quality printing. Compatible with all major printers from Xetec
41774 **\$49.95**

From Your Friends At

TENEX Computer Express

We gladly accept mail orders!
P.O. Box 6578
South Bend, IN 46660
Questions? Call 219/259-7051

Ad K1A

SHIPPING CHARGES

ORDER AMOUNT	CHARGE
less than \$20.00	\$3.75
\$20.00-\$39.99	4.75
\$40.00-\$74.99	5.75
\$75.00-\$149.99	6.75
\$150.00-\$299.99	7.75
\$300 & up	8.75



NO EXTRA FEE FOR CHARGES

WE VERIFY CHARGE CARD ADDRESSES

ORDER TOLL FREE

1-800-348-2778
INDIANA ORDER LINE 1-800-225-6838

Certificate Maker And Walt Disney Card & Party Shop

Karen McCullough

Requirements: Apple II series (64K minimum) and Commodore 64. Certificate Maker also has an IBM PC (and compatibles) version.

Conceptually, *Certificate Maker* and *Walt Disney Card & Party Shop* are indirect offspring of Brøderbund's classic home printing program, *The Print Shop*. They use a similar simple, menu-oriented approach to design and setup, with no decisions being final until you actually print. And they enable your computer to produce professional-looking items you couldn't otherwise create at home.

Certificate Maker's name says it all: The program prints certificates. That's the only thing it does, but it performs that function very well. Although it trades some flexibility for ease of use, it's difficult to think of an award the program couldn't handle.

The designers have broken the process of certificate creation into four steps. You begin by selecting a tem-

plate, or basic format, for the certificate. The template may include a headline and various graphic designs. With more than 200 available in the package, including several all-purpose and blank designs, there's a certificate for every imaginable occasion.

The second step is to choose a border. Each of the 24 available designs is displayed on screen as its title is highlighted, and there's an attractive assortment. Third, for templates that don't have a predesigned title, you enter title font style and the text. Five fonts (in two sizes) are available; they're acceptably good looking, but one could wish for a wider choice.

The last step is to choose a font for, and enter, the body text. How much body text is available depends on the font style and size chosen. That done, you enter a date and signature line and tell it to print. Printer setup follows a trend found today in many programs: You choose your equipment from the lists displayed, and the program configures itself.

Certificate Maker has several features worth mentioning. The names file option allows you to create a list of names and ask the program to print a certificate for each. Several lists of names can be edited and saved on a separate disk (be aware, though, that in

the Apple version this must be a ProDOS formatted disk). When you run the printer-setup test, it prints four blocks that represent the corners of the certificate to help you position the paper correctly.

Disney On Paper

Walt Disney Card & Party Shop has taken a different approach and added flexibility at the cost of some friendliness. The *Card & Party Shop* lets you create a full line of paper goods for a child's party: invitations, place cards and mats, wrapping paper, banners, and so on, or cards and signs for other purposes.


For most items you can choose a predesigned layout or create your own. If you stick to predesigned pieces, the creation process is simple: Choose a design and print it. The variety is sufficient; you could have several different parties using just the designs available from the program.

Card & Party Shop lets you do a great deal more, but you'll have to spend some time with the manual learning how. In general, the manual is clear, but it has a propensity for referring you to other pages for discussions of various features.

The program offers six typefaces, but that's misleading; the variety is more in size than style, and the style is

Personalized Computer Stationery



High Quality — Fast Service — Free Delivery



TYPE STYLES:
Andover Bold
Avant Garde Book
Colonial Bold
Korinna Extra Bold
Megaron Medium
Megaron Bold
Murray Hill Bold
Times Roman

	500	1000	Add'l 1,000's
Continuous Letterheads (Invisible Perf)	\$ 54.50	\$ 78.25	\$ 44.00
#10 Continuous Envelopes (Invisible Perf)	66.50	117.25	68.10
8½" x 11" Letterheads	44.00	51.00	38.00
#10 Regular Envelopes	51.95	74.35	55.83

Choice of Inks: Black, Red, Blue, Green, or Brown.
Paper Color: White. (Colors Available at Additional Charge)
Custom type and colors with your company logo quoted on request.

 **Computer Stationery Printers, Inc.** 
508 Harrison Avenue • Harrison, Ohio 45030
513-367-1700
Call TOLL-FREE (800) 654-4116 or (800) 654-4110 (Ohio)
"We specialize in computer paper products"

THE AMAZING VOICE MASTER®

ENTER
THE FINAL
FRONTIER
OF
MAN-TO-MACHINE
COMMUNICATIONS



There is nothing else like it. Voice Master gives both speech output and voice recognition with this single hardware product! Your voice controls programs, or home appliances, robots, and more with spoken commands. Verbal response back gives status, verifies, or requests your reply! Speech output and recognition patterns are recorded in with your voice. Or use the voice of your friend, boss, teacher, mother, even the family pet! Programming is simple with new commands added to BASIC. A music bonus program lets you write and compose musical scores simply by humming the tune. Unlimited applications for fun, education, and commercial use. Design your own programs for profit. Speech and recognition quality unsurpassed by even the most sophisticated machines. Only Covox provides this high-tech marvel at a price less than most common peripherals.

The Covox Voice Master comes complete with all hardware and software for only \$89.95. (Add \$4 shipping and handling for USA, \$6 Canada, \$10 overseas.) Available for Commodore 64/128, Apple II, II+, IIc, IIe, Atari 800, 800XL, 130 XE. Specify when ordering. Visa, MasterCard phone orders accepted.



Call or write for FREE Voice Master Infopak and special combination package offers.

COVOX INC., DEPT. C!

675-D Conger Street • Eugene, Oregon 97402 • U.S.A.
Area Code (503) 342-1271 • Telex 706017 (Av Alarm UD)



DISCOUNT SOFTWARE

HARDWARE

AMIGA

512K RGB System CALL
 256K Amiga CALL
 A1010 3 1/2" Disk Drive CALL
 A1080 RGB Monitor CALL
 A1050 256K Expansion CALL
 A1680 1200 Baud Modem CALL

*CASIO WRITER

CW-20/CW-30 CALL

*AMSTRAD

Word Processor with NLO Printer CALL

ATARI ST

520 ST RGB or
 Monochrome System CALL
 SF314 DSDD Disk Drive CALL
 SF354 SSDD Disk Drive CALL
 SC1224 12" RGB Monitor CALL
 SM124 12" Monochrome Monitor CALL
 SH204 20 MB Hard Drive CALL
 SMM 804 Printer CALL
 Laser Printer CALL
 1200 Baud Modem CALL

JVC

Victor Champion Computer, IBM
 Compatible, 2 Drives, 640K,
 Software Included \$695.00
 Monochrome Monitor With
 Video Card \$139.00

COMMODORE

P.C. 10 Computer CALL
 P.C. 20 Computer CALL

MICRO SCIENCE

20 MB Drive with Controller \$379.00

ATARI XL/XE

130 XE Computer CALL
 800 XL Computer CALL
 1050 Disk Drive CALL
 XMM 801 Printer CALL
 1020 Printer \$24.00
 XM 301 300 Baud Modem \$34.95

COMMODORE 64/128

D64C Computer CALL
 D1541C Disk Drive CALL
 C-128 Computer CALL
 Vic-1571 Disk Drive CALL
 Vic-1581 Disk Drive CALL
 512K RAM Expansion \$179.00

CALL ON THESE AND OTHER PRODUCTS. WE CARRY A COMPLETE LINE OF SOFTWARE AND HARDWARE INCLUDING PRINTERS

TOP HITS

AMIGA SOFTWARE

Arctic Fox \$ 30
 Sky Fox \$ 29
 Deluxe Paint \$ 72
 Art Disk Vol. I \$ 24
 Deluxe Print \$ 72
 Art Disk Vol. II \$ 24
 Deluxe Video \$ 72
 Instant Music \$ 39
 Marble Madness \$ 32
 Winter Games \$ 32
 Marauder II \$ 32
 Gabbit \$ 24
 Little Computer People \$ 29
 Aegis Draw \$159
 Aegis Animator \$ 99
 On Line \$ 49
 Music Studio \$ 39
 Analyze \$ 69
 Amiga Assembler \$ 79
 Amiga Pascal \$ 79
 Lattice "C" \$119
 Leader Board Golf \$ 29
 Deluxe Music \$ 69
 Scribble with Spell Checker \$ 79
 Defender of the Crown \$ 34
 dB Man \$109

ATARI ST SOFTWARE

PC Board Designer \$149
 Typing Tutor/
 Word Invaders \$ 25
 Leader Board Golf \$ 29
 Little Computer People \$ 29
 Music Studio \$ 48
 Paint Works \$ 49
 Hole In One Golf \$ 24
 Flight Simulator II \$ 39
 Financial Cookbook \$ 39
 Degas Elite \$ 54
 Copy II \$ 29
 Phantasia \$ 29
 Print Master \$ 29
 Art Gallery I & II ea. \$ 24
 Rogue \$ 25
 Silent Service \$ 29
 Starglider \$ 34
 Temple of Aphai Trilogy \$ 29
 Thunder \$ 29
 Winter Games \$ 29
 World Games \$ 29
 VIP Professional CALL
 S.D.I. \$ 34
 Data Manager ST \$ 59
 LDW Basic \$ 54
 Leather Goddesses of Phobos \$ 29

C64/128 SOFTWARE

ALL ABACUS TITLES CALL
 ALL MASTERTRONICS
 TITLES CALL
 Winter Games \$29
 The Toy Shop \$45
 Gettysburg: The Turning
 Point \$45
 World Games \$29
 Road War 2000 \$29
 Gemstone Healer \$29
 Destroyer \$29
 Shard of Spring \$29
 Hardball \$25
 Commando \$25
 Gunship \$25
 Fontmaster II \$32
 GEOS \$49
 F-15 Strike Eagle \$25
 Fast Hack'em \$29
 Copy II 64/128 \$39
 Print Shop \$35
 Print Shop Companion \$28
 Print Master \$27
 10th Frame \$29

ATARI XE/XL SOFTWARE

Battle of Antietam \$30
 USAAF \$35
 M.U.L.E. \$17
 Movie Maker \$39
 One On One \$12
 Seven Cities of Gold \$12
 Silent Service \$27
 F-15 Strike Eagle \$25
 Music Studio \$27
 Printshop Companion \$28
 Temple of Aphai Trilogy \$26
 Flight Simulator II \$39
 Scenery Disk (I-6) ea. \$16
 Star Disk - San Francisco \$16
 Star Disk - Japan \$16
 Karateka \$24
 Nam \$29
 Print Shop \$35
 Graphic Library
 I, II & III ea. \$18
 Touchdown Football \$12
 Ogre \$30
 Computer Quarterback \$24

ABBY'S SUPER BUYS

AMIGA COMMODORE

Text Craft
 Graphic Craft both for \$59.95

ATARI XL/XE DATASOFT

Pooyan (D&C) \$ 5.95
 Moon Shuttle (D&C) \$ 5.95

ATARI INC.

States & Capitals (C) \$ 1.99
 Basic (R) \$ 2.99

APPLE ATARI INC.

Pac Man \$ 1.99
 Centipede \$ 1.99
 Donkey Kong \$ 1.99

VIC-20 ATARI INC.

Donkey Kong \$.99

COMMODORE COMMODORE INC.

Gortek & The Microchips (C) \$ 2.99
 Clowns (R) \$ 2.99
 Tooth Invaders (R) \$ 2.99
 Lazarian (R) \$ 2.99
 Frog Master (R) \$ 2.99
 Easy Finance I, II, IV & V ea. \$ 2.99
 Blue Print (R) \$ 2.99
 Jupiter Lander (R) \$ 2.99
 Music Composer (R) \$ 2.99
 Sea Wolf (R) \$ 2.99
 Screen Editor (D) \$ 2.99
 Suspended (D) \$ 2.99
 Kickman (R) \$ 2.99
 English III, VI & VII (D) ea. \$ 2.99
 Science III (D) \$ 2.99
 Star Ranger (R) \$ 2.99
 Word/Name Machine (D) \$ 2.99
 Speed/Bingo Math (R) \$ 2.99

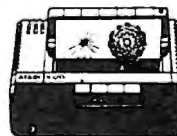
TIMEWORKS

Money Manager (D&C) \$ 5.95
 Electronic Checkbook (D&C) \$ 5.95
 Data Manager (D&C) \$ 5.95

ATARI PRINTER SPECIAL

SPECIAL #1

ATARI 1020
COLOR PRINTER



\$24⁹⁵

SPECIAL #2

ATARI 1027
LETTER QUALITY PRINTER



\$129⁰⁰

ABBY'S EXTRA BONUS: The first 25 to order the 1020 Printer will receive FREE the ATARI TIMEWISE PROGRAM. Retail Value \$29.95.

The first 25 to order the 1027 Printer will receive FREE the ATARI HOME FILING MANAGER. Retail Value \$24.95.

ALL TITLES ON DISK UNLESS MARKED (R) FOR ROM CARTRIDGE & (C) FOR CASSETTE TAPE

Order Line

1-800-282-0333

ORDERS ONLY! Sales Personnel Do
 Not Have Information on
 Previous Orders or Product Specs.

WE CHECK FOR STOLEN VISA & MASTERCARD

M-F 10 a.m.-8 p.m.; Sat. 10-3 ET

37 S. Broad Street, Fairborn, OH 45324

Customer Service
 & Ohio Residents
 1-513-879-9699


AD #CP-037



SOFTWARE ONLY - Prepaid orders over \$50 receive free shipping via UPS in continental U.S. Please add \$2 orders under \$50. HARDWARE and all orders requiring shipment via U.S. Post Office are subject to additional freight charges. Add \$5 for COD orders. VISA/MasterCard orders add \$2 service charge. Ohio residents add 5.5% sales tax. Personal checks require a three-week waiting period. No waiting when paid by credit card, certified check or money order. All items subject to availability and price change. PLEASE CITE AD NUMBER WHEN ORDERING. ALL RETURNS MUST BE ACCOMPANIED BY AN AUTHORIZATION NUMBER.




MATHEMATICS AWARD



Math is fun and easy to
learn for those who try.
Congratulations to:
Tammy Swanson
for passing 3rd Grade Math.

Ms. Witt, 3rd Grade
Ms. Witt, 3rd Grade Teacher

May 31, 1987



Award For First Place


Sara Hamilton
Girls 50 Yard Dash

Jack O'Brien
Mr. Jack O'Brien, Principal

September 15, 1987



Certificate Maker lets you select format, border, and text font to design your own certificates.



Building a note card in Walt Disney's
Card & Party Shop.

more serviceable than attractive. The real strength of the program is the graphics. Over 50 pictures and designs can be cut, flipped, moved around, and combined for infinite variety. Unlike in *The Print Shop*, you can't draw your own pictures, but you can combine graphics on a page and save your designs to disk (which *The Print Shop* doesn't allow).

Certificate Maker and *Walt Disney Card & Party Shop* were designed to fill specialized printing needs, creating certificates or making cards and party items for children. Both perform their designated functions well, and will no doubt be used regularly in schools and homes with small children. They're fun to use as well as practical.

Certificate Maker
Springboard Software
7808 Creekridge Circle
Minneapolis, MN 55435
\$49.95 Apple II series, Commodore 64
\$59.95 IBM PC and compatibles


Walt Disney Card & Party Shop
Bantam Electronic Publishing
666 Fifth Ave.
New York, NY 10103
\$39.95 Apple II-series version
\$34.95 Commodore 64 version

Attention Programmers

COMPUTE! magazine is currently looking for quality articles on Commodore, Atari, Apple, and IBM computers (including the Commodore Amiga and Atari ST). If you have an interesting home application, educational program, programming utility, or game, submit it to COMPUTE!, P.O. Box 5406, Greensboro, NC 27403. Or write for a copy of our "Writer's Guidelines."

When You're Ready to Mouse Around...

The **Lisa**™
Professional



Do it for less with a Lisa

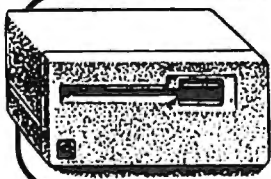
Runs Macintosh Software

The Lisa Professional. You'll find it nowhere else! A powerful computer with up to a full megabyte of RAM, 40Mb internal hard disk capacity, 400K internal disk drive, large 12" screen and keyboard complete with numeric keypad. And, powerful as it is, it's as easy to run as any Macintosh™ and a whole lot easier to afford!

\$799
Warranted
Reconditioned

RAM	DRIVE	PRICE
512K	400K Internal	799.00
1Mb	400K Internal	995.00
1Mb	5Mb ProFile	1495.00
1Mb	10Mb Internal HD	1595.00
1Mb	20Mb Internal HD	1795.00
1Mb	10Mb Internal HD	1795.00
1Mb	20Mb Internal HD	1995.00
Lisa Office System (7/7)		295.00

New! *New!*



Apple® Macintosh™
400K Disk Drives
Original External Drives!
\$79 each
Reconditioned - Warranted

SPECIAL PURCHASE Buy Both Only
MacWrite™ / MacPaint™ Write ver. 2.20 - Paint ver. 1.3
\$99

Comrex®
Deluxe Joysticks **NEW IN BOX!**

- Works on Apple and Franklin Atari 2600, 400/800, Vic 20 Commodore 64, Sears Arcade and ColecoVision
 - Can be "fine tuned" **II Adapter 2.00 additional**
- \$14.95**

Over 200 products for the Apple III in stock and ready to ship!

Specializing in Remarketed and Obsolete Apple Products...



P.O. Box 4059 Logan UT 84321

ORDERLINE -
1-800-821-3221

For a complete listing of products
CALL FOR OUR LATEST CATALOG

801-752-7631
Questions - Service



Apple and the Apple logo are registered trademarks of Apple Computer. Macintosh is a trademark of Macintosh Laboratory, Inc.

•Apple II •Apple III •Macintosh™

Hard Disk Drives

Quark® 10mb \$795 II, /// & Mac
Quark 20mb \$895 II, /// & Mac
ProFile™ 5mb \$595 II, /// & XL

ProFiles Reconditioned-Warranted

Apple® Modem

- Hayes Compatible
- 300 Baud - New
- With Apple Acc. Kit

\$89

1200 Baud \$195

Limited Supply



ORDERLINE -

1-800-821-3221

For a complete listing of products
CALL FOR OUR LATEST CATALOG

ImageWriter™ Printer

- Dot Matrix
- Serial Printer
- Graphics/Text

\$345

Reconditioned-Warranted w/o cable



Apple® Letter Quality



New
Low
Low
Price!
\$495
Reconditioned - Warranted

Apple® IIC

Carry Case

While They Last
\$19.95

Makes a Great Briefcase!



BPI® for the Apple® II & II+

Accounting Software

BPI
SYSTEMS

Sugg. List Per
\$495 Module

\$189

Apple® III

- 256K - full-function keyboard
- CPU, Monitor, Disk Drive
- 4 Expansion slots
- Great for acct/business

Warranted
Reconditioned

\$599

With 5mb ProFile \$999



Introduce yourself to a fresh new concept called Remarketing. Sun is the nation's largest support center for obsolete Apple® products. For questions service and support call Sun. Each product we sell carries a satisfaction guarantee. We are not satisfied until you are!

FULL SERVICE AND SUPPORT

Roadwar 2000

James V. Trunzo

Requirements: Apple II-series computers, with a 48K minimum, and Commodore 64 computer; versions under way for Atari ST and IBM PC and compatibles.

America has become a battleground; the word "civilization" is rapidly becoming as much an anachronism as the concept of peace. Bacterial warfare, insidiously brought into the country and spread by fanatics whose hatred of the United States was greater than their fear of death, has reduced this once-great nation into a state of anarchy where rule goes to whoever has the power to enforce it. In the year 2000, it is the road warriors who control the land. But there is hope.

Of course, in *Roadwar 2000*, a recent release from Strategic Simulations, you are that hope. A patriotic leader and one of the few people who know of the plan to cure the deadly bacteria and, in the process, return control of the country to what is left of the Federal Government, you must recruit a road gang, build it into a force, and begin taking over the major cities, one by one. By doing so, you will be able to locate the eight scientists who jointly hold part of the formula for the vaccine that will destroy the deadly microbes that have crippled a nation. It goes without saying that the job will be both dangerous and difficult.

A Sprawling Adventure

Roadwar 2000 is a sprawling adventure game whose battleground covers the entire continental United States, Mexico, and the Bahama Islands. The idea for the game obviously grew out of the very popular Mad Max movies, but SSI has successfully expanded the concept of the road warrior into a full-fledged, multi-faceted adventure game. The game includes a wide variety of possibilities and requires the player to think just as shrewdly in noncombat situations as he or she does while fighting. Though combat will be both necessary and frequent, the player must never lose sight of the primary goal: locating the eight scientists hidden around the country.

As a leader of a road gang, you must not only direct your force in combat but also provide for them—which means arming and feeding each man. Therefore, you must know when, where, and how to forage for food, medicine, and weapons. You must make decisions on how and when to recruit more members into your road gang, particularly the "specialists" like

military advisors, politicians, and doctors. Each one of these specialists will perform a particular function. A top-notch drill sergeant, for example, will decrease desertions, train your men to fight better, and increase the chances of promotions for your lowly escorts.

Handling your forces is obviously an important task, but it is equally important to know how to handle your vehicles. As the title implies, if you control the highways, you control the country. Without well-equipped, well-fueled transportation, you won't survive. *Roadwar 2000* offers 15 vehicle types with which to work, each rated individually in 24 different categories that run the gamut from number of tires to handling ability. Motorcycles and compacts are easy on gas and highly maneuverable, but are reduced to using hit-and-run tactics in combat. A bus, on the other hand, can be turned into a real war wagon and transporter, if you have a good supply of fuel and spare tires. Your decisions on the make-up of your road gang's vehicles spell the difference between success and failure in many cases.

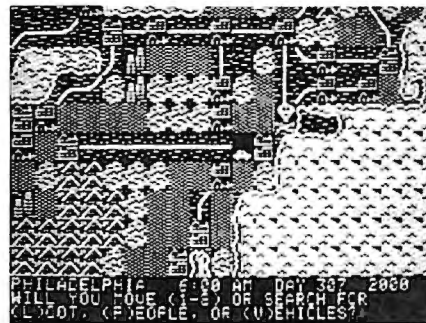
Deadly Encounters

As you crisscross the country, exploring 120 cities and dealing with over 30 types of terrain, you must learn to trade, talk, or fight with a truly eclectic group of people: Foot Gangs might take the form of mercenaries, street gangsters, armed rabble, mobs of the needy, or even cannibals; and any of these types can be found in what remains of once-thriving cities.

Residents, while more stable in most cases, aren't always what they seem either. Those National Guardsmen might be lawful or they might be renegades; those friendly masses awaiting your envoys might be The Reborn who want only peace, or Satanists waiting to bushwack you. Bureaucrats who control municipalities will want you to pay for the privilege of passing through their city or town, and Survivalists are notoriously trigger-happy and suspicious of strangers. And for every healer you meet, there's a diseased, psychotic Mutant, the result of nuclear explosions.

Not that the roads are any safer. Many of the "types" already mentioned have vehicles, too, and are more than willing to give you special attention as you cruise the highways.

When combat occurs, and it will, the fighting can be resolved in several ways. The player may opt for Abstract, Tactical, or Quick combat, each having its own advantages and disadvantages. If you choose to forego detailed road combat, the resolution of the encounter is Abstract. The computer rapidly com-



Roadwar 2000 is a futuristic battle adventure that takes you across the continental U.S. and into Mexico and the Bahamas.

pares all pertinent data of the opposite forces (number and type of vehicles, men involved, weapon availability, and so on) and displays the bloody results: number of men lost, vehicles lost and/or damaged.

If you prefer detailed, graphic combat, you are given a subchoice of allowing the computer to handle deployment of vehicles and allocation of weapons or of taking care of these details yourself. Once this has been decided and acted upon, tactical combat begins. You are then required to choose movement and targets for each of your vehicles. Your options are many. Even ramming and boarding may occur.

A compromise choice is Quick combat. Here the player is given the flavor of full tactical combat, but sacrifices many of the options available under Tactical combat. No boarding or capturing of an enemy's vehicle may occur during Quick combat, for example.

Roadwar 2000 combines the excitement of individual combat with the strategy and tactics of a campaign to give the player the best of both worlds. Throw in the aesthetically pleasing graphics and the variety that guarantees a long shelf life, and you have yet another successful product from SSI.

Roadwar 2000
Strategic Simulations (SSI)
1046 N. Rengstorff Avenue
Mountain View, CA 94043
\$39.95

©



Demons And Events, Part 2

Last month we started to explore the world of event-driven programming. As I mentioned at that time, event-driven programs are different from traditional computer programs in that the computer can be made to check the status of certain events automatically, without expressly checking for these events in a loop.

For example, a traditional computer program that searches for certain events may have a loop that looks something like this:

```
1000 if button-down then do-button-event
1010 if joystick then move-cursor
1020 if keypress then accept-text
1030 if end-of-line then word-wrap
1040 go to 1000
```

The program will run in this loop forever until one of the tested conditions comes true, at which point the appropriate subroutine gets executed.

In event-driven programs, various conditions are tested at the beginning of each line of the program, no matter where these lines are or what they are doing. Once an instruction turns on the checking of an event, that event is looked for all the time, unless the program specifically disables the event checking.

Events And The Mac

Macintosh programming with languages like ZBASIC consists of setting up the starting windows and menus, creating subroutines to handle various events, turning on the event checking, and then spending the rest of the time running in a simple loop. An example might be:

```
1000 REM SAMPLE PROGRAM
1010 GOSUB "SETUP MENUS"
1020 GOSUB "SETUP START WINDOW"
1030 ON MENU GOSUB "HANDLE MENUS"
1040 ON DIALOG GOSUB "HANDLE DIALOG"
1050 ON MOUSE GOSUB "HANDLE MOUSE"
```

```
1060 ON BREAK GOSUB "STOP PROGRAM"
1070 MENU ON : DIALOG ON : MOUSE ON : BREAK ON
1080 GOTO 1080
1090 END
```

...

```
2000 "SETUP MENUS"
```

...and so on

When this program is run, the starting instructions are executed in sequence. Lines 1030 through 1060 indicate which subroutines are to be executed when a particular event occurs. The event checking is turned on in line 1070, and the program then enters a loop in line 1080.

At this point, the event checker looks to see what is happening from the user's perspective each time line 1080 is executed. If the user pulls down a menu and selects an item, the subroutine HANDLE MENUS is executed. This routine has the task of finding out which menu item has been selected and of taking the appropriate action. Once this task has been completed, the routine returns to line 1080.

An interesting feature of event-driven programming is that events are checked for at the beginning of each line, no matter where in the program the event takes place. For example, if the user has selected a menu item and then presses the "break" key, this event will be detected, even if the computer is running a routine for another event.

An Event-Handling Routine

Once an event has occurred and control is passed to a special subroutine, special functions can be used to tell what happened. For example, a menu-handling routine written in ZBASIC for the Macintosh may look something like this:

```
"HANDLE MENUS"
whichmen = MENU(0)
whichitem = MENU(1)
```

```
IF whichmen = 1 AND whichitem = 1
```

THEN "open file"

RETURN

Each event (for example, selecting a menu item, moving the mouse, or clicking in a window) has its own special set of functions that can be used in subroutines to find out exactly what happened. Based on the output of these functions the programmer can make the program do what he or she wants it to do.

Events And Other Computers

Event-driven programming is by no means limited to the Macintosh. As I mentioned last month, my first experience with this method of programming came through my exposure to Atari Logo on the old model 400. The *Quick BASIC* compiler from Microsoft for the MS-DOS computers supports events. Event-driven programming languages are becoming available for most popular computers.

In fact, you probably have at least one event loop running in every program you write. If your computer lets you stop a program by pressing CTRL-C, you are experiencing the result of an event—the pressing of a special key. Typically this event is checked for automatically, even if you don't want it to be!

The Advantages Of Events

Writing event-driven programs requires a slight philosophical shift in thinking from that used when writing traditional programs. Rather than thinking about the program from the programmer's perspective, the software author has to be constantly thinking about the user. The user is going to perform some activities—typing on a keyboard, moving a mouse, and so forth. Each of

these activities is going to be initiated by the user, and it is the job of the program to respond appropriately to these external events.

This style of programming facilitates the creation of programs where the user can jump from activity to activity without having to be carried through a rigid sequence of steps dictated by the programmer.

Problems With Events

Event-driven programs are tricky to debug when you first start learning how to write them. One of the disciplines I found essential was to disable events (with commands like MENU OFF) while they were being handled.

And, since you can't always know which line is being executed when an event is detected during the program run, the programmer gives up a certain amount of control over the ultimate interaction be-

tween the user and the program.

Why Bother?

Event-driven programs have a special feel when you run them. It is as though the programmer has anticipated the user's every move and desire and is ready to do anything at any time. It is true that this same feel can be created by programmers using just about any language including hand-crafted machine code, but the special features of languages that support events make it easy to put the user in charge.

To my way of thinking, the central task facing any computer programmer is to write programs that make the computer disappear from the user's consciousness. A well-written program lets the computer fade into the background, allowing the user to touch the application itself rather than face a burdensome interaction with a

clumsy machine.

There are no easy rules that can be used to show how to create applications that meet this goal. A good programmer is a magician who suspends reality and creates the illusion that the user is interacting with a document, a magic kingdom, a drawing, a piece of music, a financial calculation, interstellar travel, or just about anything except the physical reality of the computer through which this fiction is being created.

We who write and design programs are in the fantasy and magic business. Languages that support events make our job just a bit easier.

Dr. Thornburg's most recent product is Calliope™ a "nonlinear" idea processor for the Apple IIe, c, GS, Macintosh and MS-DOS computers. He welcomes letters from readers and can be reached in care of this magazine. ©

CAPUTE!

Disk Fix For IBM

This file recovery utility from the January 1987 issue (p. 77) is seriously flawed. *Do not attempt to use this program.* "Disk Fix" does not properly recover deleted files, and will in many cases scramble a portion of the disk directory. We regret any inconvenience that may have resulted from the use of this program, and we ask that you immediately delete any copies you may have made. The program is also on the COMPUTE! Disk for November, December, and Janu-

ary, and should be deleted from that disk as well.

Disk Fix will damage the disk directory when used on a disk containing more than 32 programs or one formatted other than double-sided with nine sectors per track. If you suspect that your disk directory has been damaged by this program, you can recover lost files using the DOS utility program RECOVER.COM, which is on your DOS master disk. Refer to your DOS manual for information on using RECOVER.

Using COMPUTE!'s IBM Disk

The label on the COMPUTE! Disk containing IBM programs from the November and December 1986 and January 1987 issues gives instructions for transferring the DOS system files to the disk. However, if you attempt to follow these instructions, you'll receive the following message:

No room for system on destination disk

This occurs because the disk was not properly formatted to accept the DOS files. However, the disk is still fully functional; this oversight in no way affects the operation of the programs on the disk. Simply boot using another disk, load BASIC, insert the COMPUTE! Disk, and enter

RUN "MENU"

If you would prefer to have the COMPUTE! programs on a bootable disk, simply copy all the files from the COMPUTE! Disk to one that already contains the DOS system files. If you are unfamiliar with the syntax for the COPY command, refer to your DOS manual.

Amiga Jigsaw

The listing for this program from the February 1987 issue (p. 48) was accidentally rearranged. The program should start with the line in the second column which reads **DEFINT a-z**. All lines prior to this one should appear between the line in the third column which reads **cLast=nocoLs.pzL-1: rLast=n-rows.pzL-1** and the following one, **seLlection.made=true**. If you entered the program as listed, you can use the cut-and-paste features of the BASIC editor to move the block of lines to its proper position.

©



Microscope

Sheldon Leemon

A reader has written to complain about inaccuracies in a recent column on the Apple IIGS, which stated that the computer can't use current, inexpensive 5¼-inch Apple drives. Actually, the whole truth is that the GS comes with a built-in disk controller that doesn't work with the old drives, but it's possible to override it by plugging your old disk controller card into the proper slot. Of course, the old drives probably can't use ProDOS 16, so while you can run the old software with them, they may not do you much good for the new 16-bit software.

While I hope this sets the record straight, I tend to doubt that the prior column did much to hurt Apple IIGS sales. For one thing, Apple hasn't been able to produce enough to send dealers more than a couple of units each. Rumor has it that one of the problems is that Ensoniq can't produce enough of the custom sound chips that provide one of the more innovative features of the new computer. One good thing about this delay is that it provides time for a lot of third-party support to develop. In fact, I've already seen ads for a \$200 3½-inch disk drive for the GS from Central Point. That should really put this "cheap disk" controversy to rest.

Although there was no official price reduction on the Apple IIc when the IIGS was introduced, price slashing at the dealer level has been almost frenzied as of late. One chain has been selling off its excess inventories through a discount outlet for about \$550 retail, which is about \$400 less than list price. And in view of Apple's strict enforcement of a ban on mail order sales of its computers, it was pretty shocking to see the Apple IIc and ImageWriter printer being offered for under \$1000 in an ad on the back cover of the latest catalog from

C.O.M.B. liquidators. It looks like somebody doesn't believe that the "Apple II forever" slogan applies to the IIc.

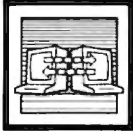
A lot of industry "experts" have said that IBM "legitimized" the personal computer when it came out with the PC. What they may have meant is that IBM's contribution is so big, heavy, and expensive, that the businessman can buy one without fear that his associates will confuse his new personal productivity tool with the "toy" computers sold by mass merchandisers. If that's the case, those same experts may soon be saying that Hyundai has "illegitimized" the PC. The large Korean manufacturing concern, whose most visible marketing effort in this country so far has centered around an extremely inexpensive automobile, has now boldly gone where no PC has gone before—Toys "R" Us.

Hyundai's entry into the highly competitive and extremely crowded PC-compatible field is called the Blue Chip. The marketing strategy for the computer is simple, but likely to be effective: Take a solidly built machine with a one-year warranty from a well-known company and sell it for a price that's just a little bit above what you'd pay to import the parts from the Far East and put it together yourself. This package is so attractive that Hyundai has already signed up hundreds of small independent computer retailers as Blue Chip dealers, as well as lining up quite a number of mass merchants and discounters. So it came as no great shock when I saw a full-page ad from Toys "R" Us in my Sunday newspaper advertising the Blue Chip, a fully IBM PC-compatible computer, for \$699.

Being fortunate enough to live in Detroit, one of the four Toys "R" Us test markets for the Blue Chip, I

hurried over to see for myself. Just as I had assumed, there was the Blue Chip, sitting inside the same glass showcase as the Commodore 128 and 64 and the Atari 520 ST. Next to the case was a stack of brochures which listed the features of the machine, including a 512K 4.77-MHz motherboard, one 5¼-inch drive, an AT-style keyboard (with the left Shift key in its proper place), built-in serial and parallel ports, six full-size slots, and a 130-watt power supply. Unlike most clones, the Blue Chip is packaged in an attractive case that is much smaller than that of the IBM PC, and it has the power switch right in front, where you can reach it. The \$700 price includes a Hercules-compatible monochrome graphics adapter, but not the monochrome monitor, which costs \$90 extra. Still, for less than \$800 you get a working PC system made by a reputable company and a money-back guarantee that it will run all of your IBM software—from a store where you can get a 30-day over-the-counter-exchange if it doesn't work. For the money, only the Tandy 1000 series comes close.

While this is a pretty attractive package, it remains to be seen whether Toys "R" Us can sell a "real" PC. The price is certainly comparable to that of the other computers the store sells. A one-drive Commodore 128 system with color monitor sells there for \$820, and the color Atari 520 ST system with one drive, for \$880. But despite the store's assurances in a brochure that Toys "R" Us has trained sales people and the largest selection of home computers, I still wasn't quite convinced. Maybe it was the fact that the brochure was covered with the logos of home computers like the Mattel Aquarius, the Coleco Adam, and the Texas Instruments 99/4A. ©



Packet-Switching Rule Changes

This column is difficult for me to write. This particular one. Over the years regular readers of Telecomputing Today and I have learned more about telecommunications and laughed at ourselves in good measure along the way. I'm not laughing right now.

One of the fundamental building blocks of today's low-cost telecommunications is the availability of reasonably priced packet-switching services. Packet-switching networks, such as those run by Telenet, Tymnet, CompuServe, and General Electric, allow personal computer users to access remote computers with a local phone call. Telenet's popular PC Pursuit service, which gives computer hobbyists virtually unlimited access to BBSs all over the country for \$25 a month, plus local phone charges, is possible only because it takes advantage of an existing packet network during off-hours.

The Federal Communications Commission is considering reregulating packet-switching networks. Among the changes being considered is the elimination of free local telephone access to those networks. Under the new rules, packet-switch providers would have to pay access fees to local telephone companies. A similar arrangement currently in place requires long-distance service providers such as AT&T, MCI, and Sprint to pay access charges for connection to local phone networks.

Potentially A Major Impact

"If this occurs, it might eventually double or triple the costs to those using packet-switching networks to access commercial online databases and information services, and triple or quadruple the costs to those using Telenet's PC Pursuit," says Philip M. Walker, vice president and regulatory counsel for Telenet

Communications.

"In terms of cost impact," Walker said, "if we had to pay local access charges, it would cost us about \$3.60 an hour at the originating end, for calls made by users to online databases and information services like CompuServe and The Source.

"And with PC Pursuit, for which we have out-dial modems, we would have to pay not only \$3.60 per hour access fees at the originating end, but also \$4.80 at the terminating end, a total of about \$8 or \$9. Obviously, to survive, we would have to add those additional charges to our current fees and pass them on to our consumers," Walker said.

According to Walker, FCC approval of changes being considered under the reregulation initiative (called Computer III by the FCC) "would really have a major impact on anyone using a packet-switching service to access online bulletin boards, databases, or information services aimed at the residential user. They are just going to get creamed if this happens."

Who's pushing for the new rules? It appears to be the local Bell Operating Companies (BOCs, a.k.a. your phone company). But to be fair, things may not be as gloomy as Walker paints them. The entry of the BOCs into the packet arena may bring cheap, high-speed packet service to the home user (such as that which is available via Pacific Telesys's project Victoria). The present packet switchers may fear that the cost of converting their current networks to new technology will be prohibitively expensive, making it difficult for them to compete with the BOCs.

Express Your Views

Why is writing this so hard for me? I spent over eight years of my life

working for one of the Bell Operating Companies. My wife still does. Many of my friends have, as they say within the BOCs, "bell-shaped" heads. I was proud of the quality of nation's phone system and how well the system worked. I, and many other Bell employees, had mixed feelings about divestiture of AT&T. To me, the most positive aspect of deregulation of the phone system was the subsequent wave of cheap, high-quality telephones with lots of nifty features.

We already have cheap modems. Lots of them. I find it difficult to have a positive attitude about saddling the packet switchers, and in turn, their users, with additional tariffs that may add significant cost to accessing information services and bulletin boards (via services like Telenet's PC Pursuit).

I strongly feel that the changes engendered within the FCC's "Computer III" rules should not be rushed into law. We all need more information than is currently available in the public forum to make an intelligent, informed decision on this matter.

Even with the limited information that is currently available, I'm sure that some of the readers of this column feel the proposed changes would be a positive move. Others, at this time, may have difficulty seeing any benefit to the telecomputing hobbyist.

The FCC will reportedly vote on the new rules by the end of March 1987. Regardless of your feelings, I urge you to express your views to the Federal Communications Commission by writing:

*The Honorable Mark Fowler
Chairman
Federal Communications
Commission
Washington, DC 20554*



The World Inside the Computer

Fred D'Ignazio, Associate Editor

When Buying A New Computer: Don't Ask Me!

I teach afternoon and evening teacher workshops at Cahaba Heights Elementary School in Birmingham, Alabama. One day before the workshops I had been teasing the secretaries in the school office about a phone call I expected to get from a "Mystery Personality." The secretaries' guesses about the personality ranged from Tom Selleck to Ronald Reagan. Rick Lazenby, the school's principal, made several visits to my classroom to try to trick me into divulging the mystery caller's name. But I wouldn't talk.

That night, right in the middle of my workshop, with teachers gathered all around me, Rick burst into the room and announced, "David Hartman, from *Good Morning America*, just called you on the phone, and I hung up on him. You didn't tell me who was calling, so I thought it was a crank call."

"Aacck!!" I said.

Expert Advice

Rick delighted in the look of panic on my face and said, "Ha! Ha! Just a joke! David's still on the phone. You can take it down in my office." I said goodbye to my startled teachers and flew out of the room, raced down the school corridors to Rick's office, and picked up the phone. Why was David calling me? Maybe he wanted to ask me back on his show. But I was wrong. "This is a personal call," said David, in his warm and very famous voice at the other end of the phone. "I want to buy my family a personal computer for Christmas. Any good ideas?"

"Sure!" I blurted. "The Apple IIGS!" I started to describe to David all the wonderful things about the new Apple computer, including its 4000 colors, its 15 musical instrument "voices," its 256K memory, its compatibility with other Apple II computers, and its Macintosh interface. As I spoke, I heard David

agreeing at the other end, and I knew he was sold.

However, when my heart stopped racing and I had caught my breath, I suddenly had a quick flashback. Only the week before, I had been preparing for a press conference to launch my Multi-Media Classrooms project with 26 Alabama and Canadian schools. Apple's regional office in Nashville, Tennessee, had loaned us a IIGS for the press conference, but neither my efforts nor the efforts of the Apple officials and the local Apple dealers could make it work.

There was nothing wrong with the computer. It was just too new. No one was sure how to plug in the 5¼-inch disk drives along with the (daisy-chained) 3½-inch drives. We had copies of lots of software, made at the dealers with an old IIc (Pro-Dos) utilities disk, but it turned out the software was uncopyable, and we ended up with blank disks. The two Bose speakers promised some unbelievable sounds, but were strangely silent since we didn't have the right demo programs. And although we loved the new Apple-Color RGB monitor, all we could put on it was a black-and-white "Meet Mr. Mouse" demo program.

No one was to blame. I was still in love with the IIGS. But I realized, talking to David Hartman, that it was not the computer I should be recommending for Christmas 1986.

A Quick Turnabout

So I did a quick 180-degree turn and started peddling the Apple IIe. "You've heard the Apple motto, 'Apple II Forever'?" I asked, still upbeat. "Well, you can get an Apple IIe, a veteran machine that runs over ten thousand programs; then early next year you can go to a dealer and have your IIe turned into a IIGS—for only about four hun-

dred dollars."

"But what's wrong with the IIGS?" David asked, a little taken aback after my fancy footwork.

"Nothing," I said, torn between my great excitement about the IIGS and my teachers' continuing lack of success in finding special software to make it shine. "Remember," I said, "the IIGS is just a baby. Give it a few months to grow up."

David thanked me and hung up. And when I hung up at my end I felt great, because, for once, I didn't feel guilty about my "expert" advice.

It is the average consumer's misfortune that a "praise first, criticize later" cycle in some computer journals follows the introduction of almost every new computer. We journalists, editors, and experts have the responsibility to be watchdogs for our readers. After all, we get to see new machines weeks or months before they are on the market, and we get to hear the inside gossip of corporate executives and computer designers before it becomes public knowledge.

But, far too often, we fall down on the job. We accept manufacturers' hype on their machines as fact, and we unconditionally support a new computer launch with excited fanfare and warm accolades.

Are we journalists an unethical bunch, in secret conspiracy with computer vendors and software publishers? No. However, we are computer enthusiasts, and we are sometimes guilty of letting our enthusiasm and fascination with computers blind us to the shortcomings of some new products. I think in view of David's needs, I gave him balanced advice. ©



The Beginners Page

C. Regena

Getting Started With A Printer

A printer was the first peripheral I got for my computer. As a programmer I find a printer a necessity. I need listings to keep track of my program because I usually compose at the computer and I have always felt safer having a hardcopy listing of my program in addition to a disk or cassette copy.

After you have all the cables properly connected and the ribbon and paper loaded, you are ready to test your printer. To get a listing of a BASIC program on a printer, the standard command is LLIST. BASICs differ; you should check your manual. The LLIST and LPRINT commands described here work in IBM, Amiga, Atari ST BASICs, among others. LPRINT also works in eight-bit Atari BASIC. (See below for Apple, Commodore, TI, and other styles of printer access.) The command works just like the LIST command.

A Simple Example

Now let's try having the computer print something on the printer. You may want to refer to my previous columns on PRINT statements. Instead of using the standard PRINT command, use LPRINT to go to a printer. (You may want to PRINT to the screen and LPRINT to the printer.) Anything your computer allows you to do with the PRINT command you can probably do with LPRINT—for example:

```
200 LPRINT "HELLO"
210 LPRINT TAB(9);"INDENT HERE"
220 LPRINT A,B,C$
230 LPRINT X;"PLUS";Y;" = ";X+Y
240 LPRINT USING "###.##";D
```

Now you can read in information from data or enter numbers from input, make a few calculations, and then print a report. You can print a simple message using the printer, then perhaps make a dozen copies of it by using a FOR-NEXT loop or running the program

several times. You can create printer graphics by using LPRINT statements with various symbols in quotation marks or string variables. And you can even print your own user-group letterhead, plus address labels for all the members. Using a printer adds much more to your use for a computer.

Here's a short example to print out some homework. Suppose you are given a homework assignment to calculate the areas of triangles. The formula for the area is $\frac{1}{2}$ (base \times height). Once you know the formula the assignment is simply a matter of using different numbers for each problem. Let's have the computer do your homework.

```
100 REM TRIANGLES
110 PRINT "WHAT IS YOUR NAME?"
120 INPUT N$
130 LPRINT N$;LPRINT:LPRINT
140 NP=1
150 PRINT:PRINT
160 PRINT "ENTER 0 TO END"
170 INPUT "BASE = ",B
180 IF B=0 THEN 280
190 INPUT "HEIGHT = ",H
200 AREA=B*H/2
210 PRINT:PRINT "AREA =";AREA
220 LPRINT:LPRINT:LPRINT
230 LPRINT NP;TAB(8);"BASE =";B
240 LPRINT TAB(8);"HEIGHT =";H
250 LPRINT TAB(8);"AREA =";AREA
260 NP=NP+1
270 GOTO 150
280 LPRINT:LPRINT:LPRINT
290 END
```

This is just a simple program to get you started using a printer. You can get an idea of how LPRINT is used. LPRINT with nothing else in the statement will print a blank line to the printer. LPRINT TAB(8) will indent eight columns before starting to print. You may either print a message in quotes or a variable.

Special Codes, Special Features

Most printers have many features. You can probably change print styles (italics, boldface, compressed print, expanded print, underlining,

and so on). Again, consult your printer manuals to learn how to change print styles or to use special features of that particular printer.

Some of the ASCII character codes have special meanings for printers, and you can print the CHR\$() to perform those functions. For example, LPRINT CHR\$(13) is like pressing the RETURN key to get to the next line. For most printers, LPRINT CHR\$(12) is *top of form*, which moves the paper to the top of the next page.

Most printers use a combination of *escape sequences* to change print styles. The ASCII code for ESC (escape) is 27, so you can LPRINT CHR\$(27) and the code for your particular style. For example, on some Epson printers you can select letter-quality printing with LPRINT CHR\$(27) "x" CHR\$(1)

Within a program I like to set E\$ equal to CHR\$(27) to save typing if I am using a lot of escape codes:

```
100 E$=CHR$(27)
```

Printing Alternatives

Not every version of BASIC provides the LLIST and LPRINT statements. Among those that do not are the Commodore and Apple. On Commodore computers you need to open a communication channel to the printer, then direct output to that channel. For example, Commodore computers use this sequence of commands in lieu of LLIST:

OPEN 4,4	open file 4 to printer (device 4)
CMD 4	direct output to printer
LIST	list program on printer
PRINT#4:CLOSE 4	redirect output to screen

In place of LPRINT, you open a channel to the printer, then print to that channel:

```

10 OPEN 4,4
20 PRINT#4,"HELLO"
30 PRINT#4
40 CLOSE 4
50 END

```

For the Apple II series, you would use the following sequence in lieu of LLIST (assuming that your printer interface was installed in slot 1, the most common configuration):

```

PR#1    direct output to printer
LIST    list program on printer
PR#0    redirect output to screen

```

In place of LPRINT in programs, you must use CHR\$(4) to redirect output to the slot where the printer interface is installed:

```

10 PRINT CHR$(4)"PR#1"
20 PRINT "HELLO"
30 PRINT CHR$(4)"PR#0"

```

©

COMPUTE!
TOLL FREE
Subscription
Order Line
1-800-247-5470
 In IA 1-800-532-1272



ST Outlook

Philip I. Nelson, Assistant Editor

Who Is That Man, And Why Is He Smiling?

This month's program demonstrates a rarely mentioned graphics feature of the ST: software sprites. The program creates a file named SPRITE.PRG, an assembly language program that runs from the desktop. After you've run the file-maker, go to the desktop and double-click SPRITE.PRG. When the desktop returns to normal, press Alternate-Help. Three sprites—little men with pipes in their mouths—cruise effortlessly around the desktop, rebounding when they approach the screen borders. To get rid of the sprites, reboot with the reset button.

What's My Line?

The ST has no special hardware to display sprites—independent, movable images—on the screen. However, the mouse pointer is an object that behaves much like a sprite, moving anywhere on the screen without disrupting images that lie in its path. The sprites in this demo program are created via the same system routines which the ST uses to display its mouse pointer. Specifically, an ST software sprite is a creature of the *line A* assembly language interface which provides graphics support for GEM.

Line A operations are handled in an interesting way. The 68000 microprocessor generates an exception, or error condition, under a variety of special circumstances. Some exceptions are true errors; on

the ST, these cause cherry bombs to appear on the screen. Others are purposely left undefined for the system programmer's use. In the ST's operating system, exception 10 (\$A) is used to implement 16 low-level graphics operations. These commands allow you to draw lines and polygons, plot and unplot points, copy text or other images, draw and erase a software sprite, and hide, show, or transform the shape of the mouse pointer.

The term *line A* refers to the fact that each opcode starts with \$A. The *draw sprite* operation (\$A00D) draws a sprite on the screen and saves an image of the underlying area in a buffer. The *undraw sprite* operation (\$A00C) restores a saved image from the buffer to its previous screen location, effectively erasing the sprite. Together, these commands allow you to move an object nondestructively by erasing and redrawing it in a series of locations.

Time Slices And Transparency

SPRITE.PRG moves the sprites as a background process during the ST's vertical blank interrupt, so they're largely invisible to GEM. You can open and close windows, make menu selections, and even run programs. There *are* some cosmetic conflicts, however, which we'll explain in a moment.

The vertical blank interrupt—the interval during which the monitor's electron beam returns from the bottom to the top of the screen—gives the computer tiny slices of time in which to perform background chores such as reading its keyboard. The ST provides a simple means for installing a program as a task to be performed during the vertical blank interval. In the system variable area is a job queue with eight slots. Ordinarily, one slot is occupied and seven are vacant. During each vertical blank, the computer scans the queue and performs the tasks found in occupied slots. To install the working portion of SPRITE.PRG as a background task, we simply find a vacant slot in the queue and store our program's address there. Henceforth, the ST executes our code once each vertical blank. (This simple demo program takes some installation shortcuts, assuming that the queue appears in its usual location and that it contains at least one vacant slot.)

Running on the interrupt allows our sprites to operate with a reasonable degree of transparency. However, since GEM doesn't know that they're present, some conflicts are inevitable. SPRITE.PRG takes pains to insure that its sprites don't restore unwanted data to the underlying screen when their paths cross. But the system also redraws the mouse pointer—itsself a software sprite—during each vertical

blank. The ST doesn't know when and where our sprites are drawn, and the sprites pay no attention to the mouse pointer's peregrinations. Thus, conflicts may occur when the sprites and the pointer move through the same turf simultaneously. The pointer can restore part of a sprite after the sprite has already moved to another spot, or a sprite can restore part of the pointer after the pointer has moved elsewhere. Other screen changes (especially scrolling, which moves a big chunk of screen in a hurry) can also cause the sprites to deposit bits and pieces of themselves on the screen.

These conflicts are due entirely to the fact that SPRITE.PRG runs on the interrupt rather than as a conventional program. In an arcade-type game or other program that doesn't run in the background, you have control of all screen events and can easily prevent such occurrences.

By the way, please don't perform any important work—especially disk operations—while SPRITE.PRG is active. Driving a program on the interrupt slows the whole system to a certain extent, and disk drives are notoriously sensitive to timing disruptions.

Ozymandias With A Pipe?

Just who is the man with the pipe? I didn't draw the shape from scratch: It comes straight out of an example in the Atari development system documentation. If the face doesn't look familiar, run this ST BASIC program:

```
10 ? CHR*(28);CHR*(29)
20 ? CHR*(30);CHR*(31)
```

What's this jovial fellow doing in the ST's character set? I've never seen an official explanation, but perhaps some pipe-smoking Ozymandias at Atari simply decided to immortalize himself in ROM. Your guess is as good as mine.

More About BASIC

Finally, here's a quick update on a couple of previous topics. GFA BASIC programs are not compiled, as implied in the January 1987 column, but interpreted. Chalk that one up to my misreading of a German language user's manual. In the meantime, GFA has put the finish-

ing touches on its compiler, which transforms GFA BASIC programs into stand-alone assembly language programs that run from the desktop. (Uncompiled GFA BASIC programs can run only from the editor/interpreter or the run-only interpreter.) The manufacturer claims that compiled GFA BASIC runs benchmarks like the Sieve of Eratosthenes as fast or faster than other compiled ST languages (Pascal, C, and the like).

English language versions of GFA BASIC and the *GFA BASIC Compiler* are now available in the United States from MichTron (576 S. Telegraph, Pontiac, MI 48053). Meanwhile, Atari maintains a profound silence on the subject of when—if ever—we might see an improved version of ST BASIC.

SPRITE.PRG Filemaker

```
100 close:open "R",1,"\SPRITE
.PRG",8
110 field #1,8 as x$;for j=1
to 80
120 y0="" ;for k=1 to 8
130 read z$;byt=val("&H"+z$);
y0=y0+chr$(byt)
140 c=c+1;chk=chk+c+byt;next
150 lset x$=y0;r=r+1;put 1,r;
next
160 close;if chk=245927 then
end
170 print "Typing error in DA
TA";kill "\SPRITE.PRG"
180 DATA 60,1A,0,0,1,D6,0,0
190 DATA 0,66,0,0,3,40,0,0
200 DATA 0,0,0,0,0,0,0,0
210 DATA 0,0,0,0,20,6F,0,4
220 DATA 2C,3C,0,0,1,0,DC,AB
230 DATA 0,C,DC,AB,0,14,DC,AB
240 DATA 0,1C,42,A7,3F,3C,0,2
0
250 DATA 4E,41,5C,8F,23,FC,0,
0
260 DATA 1,7A,0,0,5,2,20,7C
270 DATA 0,0,4,CE,4A,90,67,4
280 DATA 50,80,60,FB,22,7C,0,
0
290 DATA 0,5C,20,89,33,FC,0,0
300 DATA 0,0,2,3C,2F,0,3F,3C
310 DATA 0,20,4E,41,5C,8F,42,
67
320 DATA 2F,6,3F,3C,0,31,4E,4
1
330 DATA 48,E7,FE,FB,4A,79,0,
0
340 DATA 2,3C,67,2,60,5E,4A,7
9
350 DATA 0,0,4,EE,66,0,1,4
360 DATA 33,FC,0,1,0,0,2,3C
370 DATA 70,4,42,42,41,F9,0,0
380 DATA 2,42,43,F9,0,0,2,4E
390 DATA 72,64,D4,7C,0,12,D2,
42
400 DATA 31,81,0,0,33,81,0,0
410 DATA 55,40,6A,EC,12,39,0,
0
```

```
420 DATA 4,4C,E3,49,20,7C,0,0
430 DATA 1,E6,33,F0,10,0,0,0
440 DATA 2,5A,20,7C,0,0,1,EC
450 DATA 33,F0,10,0,0,0,2,5C
460 DATA 60,0,0,B0,70,4,61,0
470 DATA 0,F4,55,40,6A,FB,42,
40
480 DATA 41,F9,0,0,2,42,32,30
490 DATA 0,0,B2,79,0,0,2,5A
500 DATA 6D,14,41,F9,0,0,1,D6
510 DATA 32,30,0,0,C3,FC,FF,F
F
520 DATA 31,81,0,0,60,A,B2,79
530 DATA 0,0,1,E2,6E,2,60,E2
540 DATA 41,F9,0,0,2,4E,32,30
550 DATA 0,0,B2,79,0,0,2,5C
560 DATA 6D,14,41,F9,0,0,1,DC
570 DATA 32,30,0,0,C3,FC,FF,F
F
580 DATA 31,81,0,0,60,A,B2,79
590 DATA 0,0,1,E4,6E,2,60,E2
600 DATA 41,F9,0,0,2,42,43,F9
610 DATA 0,0,1,D6,32,30,0,0
620 DATA 34,31,0,0,D2,42,31,8
1
630 DATA 0,0,41,F9,0,0,2,4E
640 DATA 43,F9,0,0,1,DC,32,30
650 DATA 0,0,34,31,0,0,D2,42
660 DATA 31,81,0,0,61,12,B0,7
C
670 DATA 0,4,67,6,54,40,60,0
680 DATA FF,60,4C,DF,1F,7F,4E
,75
690 DATA 2F,0,41,F9,0,0,2,42
700 DATA 33,F0,0,0,0,2,3E
710 DATA 41,F9,0,0,2,4E,33,F0
720 DATA 0,0,0,0,2,40,24,7C
730 DATA 0,0,2,5E,32,3C,0,85
740 DATA C0,C1,D5,C0,41,F9,0,
0
750 DATA 1,F2,30,39,0,0,2,3E
760 DATA 32,39,0,0,2,40,A0,D
770 DATA 20,1F,4E,75,2F,0,45,
F9
780 DATA 0,0,2,5E,32,3C,0,85
790 DATA C0,C1,D5,C0,A0,C,20,
1F
800 DATA 4E,75,0,2,0,2,0,2
810 DATA 0,2,0,2,0,2,0,A
820 DATA 0,1E,1,2C,2,6C,2,6C
830 DATA 0,B4,0,B4,1,76,0,0
840 DATA 0,0,0,1,0,0,0,F
850 DATA 7,F0,7,F0,F,FB,F,FB
860 DATA 1F,FC,1F,EC,1F,FC,1B
,4
870 DATA 1F,FC,1B,4,1F,FC,10,
4
880 DATA 1F,FC,1E,3C,1F,FC,17
,54
890 DATA 1F,FC,11,4,F,FB,B,28
900 DATA F,FB,D,DB,7,FB,6,20
910 DATA 7,F0,7,D0,2F,F0,2E,1
0
920 DATA 39,E0,39,E0,38,0,38,
0
930 DATA 0,0,0,22,1B,A,1E,16
940 DATA A,6,22,B,6,8,16,A
950 DATA B,14,A,A,B,14,A,6
960 DATA 14,6,2A,B,6,B,6,E
970 DATA 6,6,E,0,0,0,0,0 ©
```



The Sidecar Arrives

In what may be a record-breaking event for Commodore (or for any other computer company), the Sidecar has been delivered in the same year in which it was announced. A scant eight months after I first saw the earliest prototypes at Comdex, one has arrived at my local Amiga dealer. And I must say that I'm impressed, and even a little excited about this clonelet.

The Sidecar is an IBM PC add-on for your Amiga. Unlike the Transformer, Commodore-Amiga's noble, flawed experiment with software-only emulation, the Sidecar isn't just an IBM PC emulator. It's an actual PC that plugs into your Amiga. It has an 8088 processor running at the standard 4.77 MHz speed, a socket for an 8087 math coprocessor, 256K of PC RAM (expandable to 512K on the motherboard), a built-in 5¼-inch 360K disk drive, three full-sized IBM-type expansion slots, and the Phoenix BIOS, famed for its close compatibility to IBM's BIOS. The box is physically about half as wide as the Amiga itself, a couple of inches higher, and a couple of inches deeper. It plugs into the expansion port on the Amiga's right side, but it's almost a complete stand-alone PC. The IBM applications it runs are loaded off the Sidecar disk drive into Sidecar RAM, and are executed by the Sidecar 8088 processor. The machine depends on the Amiga only for its screen display, which the Amiga manages and displays in a window on the Amiga monitor.

If the Sidecar is little more than a PC clone, why shouldn't the Amiga owner who wants PC compatibility just buy a cheap clone and be done with it? For the answer to this question, we turn to the SY section of a dictionary, where we find the words *symbiosis* and *synergy*. Symbiosis is defined as "the

living together of two dissimilar organisms in close association, especially where this is advantageous to both." Synergy is defined as "the simultaneous action of separate agencies which, together, have greater total effect than the sum of their individual effects." Both of these terms apply to the Sidecar and its relationship to the Amiga.

A good example is the Sidecar's ability to share a hard disk with the Amiga. One of the first things I did with the Sidecar was to plug in a 21-megabyte hard disk on a card into one of the expansion slots. By using partitioning programs on the PC side, I put aside 9 megabytes of hard disk space for the Amiga, and 12 megs for PC DOS. The Amiga side mounts as device jh0:. The j is for Janus, the name which the Amiga operating system calls the Sidecar. Janus was the Roman god of beginnings and endings, and is pictured as having two faces, one in front and the other in back of his head, so that he's able to look in both directions at once.

By changing the startup-sequence file, you can mount the hard disk automatically each time the Amiga boots up, but since the drive has to be mounted before it can be read, there's no way to boot the Amiga from the hard disk. The performance of the hard disk, while not blindingly fast, was respectable. Amiga BASIC, which loaded in ten seconds from the floppy, came up in five from the disk, about as fast the Micro Forge hard disk for the Amiga. And this was a slow hard disk card (about 85 milliseconds access time)—faster ones are available. Even without the speedup, though, the convenience of having all your system files at hand can't be beat.

A Full-Speed PC

The Amiga also adds small, but

nice, enhancements to the PC side. The Amiga handles the Sidecar display like any other Amiga task. The display can run in a window, with horizontal or vertical scroll bars, or in a full-screen borderless display that looks just like a PC. Since the Amiga is handling the display, you aren't limited to the 16 colors of the IBM monitor. A menu on the PC window allows you to select anywhere from 2 to 16 colors for the PC display, and to choose those colors from any of the 4096 offered by the Amiga. Although two-color screens are updated the fastest, even the 16-color screens seem to scroll as quickly as the standard PC screen. (All Sidecar operations checked out at full PC speed.)

If you choose a four-color screen, the PC window appears on the Workbench screen, where it can overlap other Amiga task windows. With any other color resolution, the display appears on its own screen. The Amiga provides emulation of both the monochrome and color displays, though only one can be active at a time. In addition, you may open up multiple windows on the same display. This allows you to bring up part of a spreadsheet display, freeze it in one window, and look at another part of the spreadsheet in another window at the same time. Of course, putting the Sidecar display on the Amiga doesn't make the PC multitask—not even Microsoft can do that.

And since both processors can communicate with one another through shared RAM, it's possible that in the future we'll see genuine hybrid programs that run on both processors simultaneously, or that use the Amiga for its great graphics display and the optional 8087 math coprocessor in the Sidecar for number crunching. ©



Two Winners And A Loser

The Print Shop by Brøderbund Software is a nifty little program that lets you design greeting cards, signs, letterhead stationery, banners, and almost anything else involving graphics. The software comes with a "how-to" booklet, although you won't really need it to produce attractive results. The package also contains a small quantity of bright yellow fan-fold paper and equally bright envelopes most suitable for making YIELD signs.

I spent only 20 minutes putting together a handsome birthday card from the large assortment of canned borders, symbols, and fonts. More ambitious and artistically inclined users can create their own symbols and pictures. My card had a border of sea shells and the words "Happy Birthday" in an outlined Art Deco font superimposed over a penguin. It was attractive enough that I planned to send along a copy to be reproduced with this column. Only after I completed it did I realize that my letter-quality, formed-letter printer couldn't print graphics. If you have a dot-matrix printer that supports graphics, a PC or PCjr with 128K, a double-sided disk, and \$60, you've got all you need for *The Print Shop*. It's not desk-top publishing, but it is a winner.

For Jr. Only

Here's a winner for PCjr owners. *The Junior Report* is a national newsletter published monthly just for PCjr users. The issue I saw was 18 pages long and had both a nice selection of letters to the editor as well as detailed reviews of programs and hardware designed just for the PCjr. One reader wrote in and related how he bought a new printer, identical to the one IBM sold for \$200, from a TV auction for just \$37. A short article reviewed a memory-expansion product for the PCjr that fits inside the original case

instead of in a sidecar. A year's subscription is \$18 from The PCjr Club, P.O. Box 95067, Schaumburg, IL 60195.

Not So Delicious

The ad is a real eye catcher: A wooden chopping board is arrayed with fresh vegetables, an IBM PC monitor in the background displays a tempting dish of shrimp on an elegant place setting. "Ah! Dinner at Eight," the ad promises, "A software collection offering instant access to the delectable recipes of the country's finest restaurants." The advertisement is a winner; unfortunately, the program is not.

Dinner at Eight claims to be a database program for recipes—software to guide a cook to any of hundreds of dishes from outstanding restaurants. You begin by browsing through a list of basic food groups—vegetables, poultry, lamb, seafood—and then, once you've settled on a specific dish, the program is supposed to scale the proportions up or down to fit your needs and print out a shopping list as well as directions for the preparation of the meal. In addition, it offers a way to add your own recipes to its files, although that is not a sensible option in my own case.

The program is structured somewhat like a famous spreadsheet program—commands are displayed across the top of the screen, and you select an item by moving the cursor and pressing the Enter key. But the implementation is so poor that I was completely lost. The first command in the list is EDITION. This is the command you must select in order to read the master recipe file; in other words, this is the equivalent of File Retrieve. Since this command is usually used just once, it makes little sense for it to be in the first, the default, position.

Although that's a minor annoyance, *Dinner at Eight* has some major flaws. I finally figured out enough of the menu structure to select "Bay Shrimp in Sour Cream," but trying to adjust the recipe to serve two instead of four was needlessly cumbersome. Then I tried to print the ingredients and instructions, but for some reason the program refused to work with either my NEC 3550 printer or my Xerox 4045 laser printer. I can overlook incompatibility with the laser printer, which has some nonstandard commands, but cannot forgive a program that won't print on the NEC, which uses standard IBM/Epson commands. Nor are the flaws limited to the program—the data is also questionable. The recipe did not tell me whether to cook the shrimp or mix them raw with the sour cream and other ingredients; it didn't even tell me whether to peel them or use them in the shells. The recipe, incidentally came from a good, but not nationally famous, restaurant in San Francisco. In fact, none of the restaurants I saw credited in the program would be on a list of the nation's top ten establishments.

The ad—"And may we suggest a companion wine with your meal?"—implies that the program includes a wine selection guide. I hoped that it might recommend a half dozen suitable types and vintages. No, selecting the Wines command displayed only a few screens of general information about various types of wines, but nothing specific for Bay Shrimp and Sour Cream.

Dinner at Eight, by Rubicon Publishing, is a good idea marred by defective data, bad design, and worse programming. ©



Corrected File Conversions

Well, this month marks a historic occasion for those of us at Optimized Systems Software. March 1981 was the month we introduced our first Atari-oriented products: BASIC A+, EASMD, and OS/A+ (called CP/A until a lawyer for DRI objected—maybe we could have fought them if we had had more than \$2.98 in our checking account). We finished those products off in record time and presented them at the West Coast Computer Faire. We managed to sell 17 (yes, that is 3 less than 20) packages at about \$120 each (that was cheap in those days), and we decided then and there we could stay in business for another month (maybe even two).

Well, the months kept passing like that. OSS has never been a wildly successful company—selling languages for a computer on which fewer than 10 percent of all owners actively program is not conducive to instant wealth—but we have always had some loyal followers. As I have mentioned here before, I started writing this column because I saw some questions in COMPUTE! about Atari software internals that I thought needed some answers. But I wouldn't have even gotten interested in reading COMPUTE! if we hadn't started OSS. See? All things are related when you look deep enough.

Unified We Stand

Speaking of software internals and answers.... In the recent issues of COMPUTE! there are a pair of programs which purport to convert standard Atari binary object files into either strings ("Stringing Atari Machine Language," September 1986) or DATA statements ("ML Write for Atari," January 1987). Both of these programs have a common limitation which was not mentioned in the articles accompanying

them: You *must* use them *only* with single-segment binary files. How do you know if a particular binary file consists of only a single segment? Glad you asked.

The program which accompanies this article is a simple little utility that analyzes any standard Atari binary file, printing the first and last address of each segment as it goes. When the program asks for the complete file name, you should enter the name of a binary file, including the disk drive specifier and extension (for example, D1:RAMDISK.COM). Watch the resultant screen display. If addresses for more than one file segment are displayed, then you may *not* use the programs described in those articles for this file.

Exception: If the addresses are *all* contiguous (that is, if the starting address of a segment is exactly one more than the ending address of the prior segment and if this holds true for all segments), you can use this file *if* you unify it first. I discussed segmented files in my April 1986 column and presented a unifying program there. Unfortunately, the program accompanying that article was misprinted, so you have to look in the article titled "Custom Characters for Atari SpeedScript" by Charles Brannon in the May 1986 issue (pages 88-90) for a corrected version of the file unifier.

If you are not comfortable with the hex addresses printed by the segment-checking program, you may view decimal addresses instead by replacing lines 110 through 150 below with just this one line:

```
110 PRINT "SEGMENT: ";START;"
      THROUGH ";QUIT
```

And one last caution: Though not mentioned in the article, machine language code placed in strings (as in the September 1986 article) *must* be intrinsically relocatable. Many of the routines floating

around on BBSs and in user-group libraries are indeed relocatable, but don't rely on this always being so. Test these routines in strings (or *any* machine language routines, for that matter) *only after* you have made sure you have saved your program and after you have put a junk diskette in the drive. (If you have an Indus drive or other drive that you can protect from the front panel, setting the protection is another adequate safeguard.)

Binary File Segment Checker

```

FI 10 REM *** BINARY FILE S
      EGMET CHECKER ***
I6 20 DIM FILE$(20),HEX$(16)
      :HEX$="0123456789ABCDE
      F"
DE 30 GRAPHICS 0
BI 40 PRINT "COMPLETE FILE N
      AME";:INPUT FILE$
BH 50 OPEN #1,4,0,FILE$
OB 60 TRAP 200:GET #1,LOW:GE
      T #1,HI
KK 70 IF HI=255 AND LOW=255
      THEN GET #1,LOW:GET #1
      ,HI
KI 80 START=LOW+256*HI
EL 90 TRAP 40000:GET #1,LOW:
      GET #1,HI
I6 100 QUIT=LOW+256*HI
AL 110 PRINT "FILE SEGMENT:
      ";
JC 120 HEX=START:GOSUB 230
NB 130 PRINT " THROUGH ";
EJ 140 HEX=QUIT:GOSUB 230
CD 150 PRINT
EK 160 FOR ADDR=START TO QUI
      T
DA 170 GET #1,JUNK
PD 180 NEXT ADDR
DJ 190 GOTO 60
JP 200 REM *** GET HERE ON E
      ND OF FILE ***
DN 210 IF PEEK(195)<>136 THE
      N PRINT "UNEXPECTED E
      RROR # ";PEEK(195)
GL 220 END
PH 230 REM *** HEXPRINT SUBR
      OUTINE ***
IJ 240 DIV=4096
BE 250 FOR DIGIT=1 TO 4:TEMP
      =INT(HEX/DIV)
AK 260 PRINT HEX$(TEMP+1,TEM
      P+1);
OD 270 HEX=HEX-DIV*TEMP:DIV=
      DIV/16
EK 280 NEXT DIGIT
HL 290 RETURN
```


3-D Surfaces For Amiga

Martin Staley

Written entirely in Amiga BASIC, this graphically impressive program allows you to plot three-dimensional shapes on the screen in any color combination you like. By making small changes, you can view the object from any vantage point or plot an entirely different graph.

One of the most popular traditional applications for computer graphics is to plot three-dimensional graphs on the screen. That description may sound dull, but the resulting shapes are often quite beautiful in their own right as well as educational. The Amiga's outstanding graphics capabilities and fast processing speed make it ideal for such activity.

"3-D Surfaces for Amiga" provides a convenient, powerful tool for anyone interested in creating such pictures. It draws 3-D graphs as *mesh perspectives*. That is, the shapes appear as rectangular grids that have been pushed up or down in various places to create a variety of different shapes (see photos). The program permits you to change many different aspects of the picture, including the fineness of the mesh, screen resolution, observation angle, low and high bounds of

the function that creates the picture, and, of course, the function itself.

Type in and save the program. Before you run it, open the BASIC output window to the entire size of the screen and make sure you are using the high-resolution (640 X 400) screen. Since the program requires quite a bit of memory, it's best not to run any other programs while it's in operation.

Using The Program

The program begins by computing all the data it needs to plot the current function. This process can take a while, depending on the complexity of the shape. To inform you of its progress, the program prints a counter value on the screen. When the calculations are complete, the program draws the shape on the screen.

Once the shape is finished, you can change any of the screen colors by moving the color sliders in the upper left corner of the screen with the mouse pointer. To move a slider, place the mouse pointer on the slider, hold down the left mouse button, then move the slider to the desired spot.

You can stop the program if necessary by selecting the *Quit* option from the *Actions* menu. This option automatically restores the

original palette colors and closes the hi-res screen for your convenience.

Creating New Shapes

This program is designed to give you great flexibility in plotting your own 3-D pictures. Apart from color changes (see above), this is done by changing one or more of the parameters defined at the beginning of the program. The best way to learn about these parameters is to experiment on your own. All of the controlling parameters are located immediately following the labels *Parameters* and *Equation*. If you're familiar with this type of activity, the comments in these lines may give you enough information to plot your own graphs. The remainder of this article discusses in more detail the significance and use of these parameters.

Change The Equation

Each image created by this program is a two-dimensional representation of an equation or mathematical function. It is the equation, more than any other factor, which controls the ultimate appearance of the graph. It's defined with the DEF FN statement in the line immediately after the label *Equation*. DEF FN, as you may know, creates a user-defined function for later use in the

program in which it appears. To change the function, simply replace the portion on the right side of the equal sign (=). The result can be an entirely new shape. Here are some interesting functions to try:

$$(x^2+5*y^2)*EXP(1-x^2-y^2)/2-SIN(3*x^2*y^2)/(x^2+y^2)^4$$

$$-x^3/10-(SIN(1-x^2-y^2)+COS(1-x^2-y^2))/2^4$$

$$SIN(3*x)*SIN(3*y)/5+.7*SIN(2*x^2+3*y^2)/(x^2+y^2)^4$$

$$COS(3*x)+2*SIN(x^2+y^2)/(x^2+y^2)-x/2^4$$

$$.3*(SIN(x^2+y)+COS(y^2+x))^4$$

$$(SIN(4*x^2+y^2)+2*SIN(x*y))/(4*x^2+y^2)^4$$

$$SIN(3*x)+SIN(3*y)^4$$

In each case, the new function definition should be substituted for the portion of the DEF FN statement that lies on the right side of the equal sign. For instance, to use the last example definition, the line following the label *Equation* should read as follows:


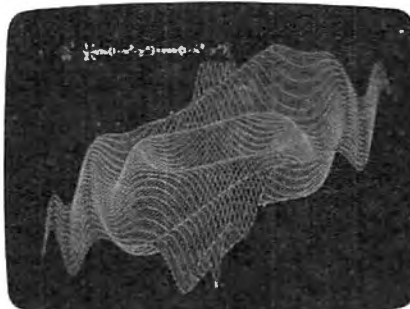
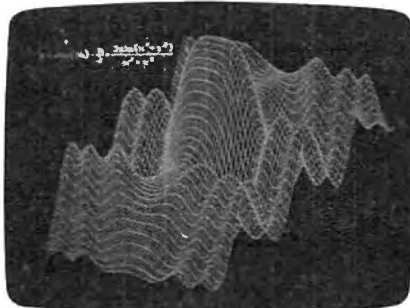
```
DEF FNz(x,y)=SIN(3*x)+SIN(3*y)
```

The Plot Thickens

The first two variables in the *Parameters* section, *m* and *n*, control the number of grid rectangles in the *x* (horizontal) and *y* (vertical) directions. Simply put, these values control the fineness of the rectangular mesh of which the graph is composed. If you increase the value of *m* and/or *n*, the plot appears thicker and more finely detailed. The finer the resolution, the better the graph looks. However, more detailed plots take longer to create. Conversely, smaller values make the graph look coarser and less substantial. The coarser the mesh, the less time it takes to complete the necessary calculations. Setting both values to 31 is a reasonable tradeoff between time and accuracy.

Since the program utilizes two 2-dimensional arrays based on *m* and *n*, the values of these two variables are limited by the amount of available memory. On a 512K Amiga, I've used values as high as 75. At this degree of accuracy, the program requires about ten minutes for calculations; however, the results are worth it.

The values of *m* and *n* need not be equal. However, they should be set to an odd number. Both of these points are discussed in more detail below.



These photos illustrate some of the many three-dimensional plots you can create with "3-D Surfaces for Amiga."

Resolution

The next variable, *res*, controls the screen resolution. If *res* equals 1, the program draws the graph on Amiga BASIC's default 640 × 200 output window. Before you run the program in this mode, be sure to stretch the window to the full screen size, since the image will fill nearly all the available space. If you set *res* to 2, the program opens a custom output window in 640 × 400 resolution before it draws. The memory requirements of this window probably make it unusable on a 256K Amiga. Graphs drawn in the lower resolution always look coarser than those drawn in the highest res-

olution, particularly when the mesh size is small. However, even lower resolution screens look quite good.

Accuracy

The variable *gt* stands for *graph type*. It controls the accuracy of the plot by selecting one of two drawing algorithms (formulas). The first algorithm draws a good estimate of the shape. The second algorithm draws the shape in actual, exact perspective from any direction, angle, and distance. Each method has advantages and disadvantages. The estimate method is less complex, more reliable, and faster. The exact perspective method is slower and requires many more intensive calculations (which can lead to error messages on rare occasions). However, drawing in exact perspective allows you to view a shape from different observation points. The estimate method causes some inaccuracy in the vertical scale, but exact perspective uses correct proportions, taking into account the fact that pixels (dots) on the Amiga screen are square, not round.

Aspect And Height

Two of the parameter variables are used only with the estimate drawing method (see preceding section). The variable *asp* controls the apparent *x-y* ratio of the graph as it appears on the screen, regardless of the bounds you specify. Aspects that are too large or too small (say, larger than four or smaller than one-fourth) have the side effect of downgrading the quality of the estimate (the graph may look slightly distorted). The variable *h* controls the height factor, which affects the graph's vertical appearance. In general, height factors of less than 100 tend to make the apparent observation point higher in the *z* direction; as a result, graphs look a bit stubbier than expected. Larger height factors have the opposite effect (lower observation points and taller graphs). By enlarging the height factor, you can emphasize a graph's vertical qualities.

Observation Angle And Distance

The graph's perspective is controlled by three parameter variables: *theta*, *phi*, and *d*. The variable

theta equals the observation angle from the *x-y* axis moving counterclockwise in the *x-y* plane as viewed from the positive *z* direction. The variable *phi* is the observation angle with respect to the *x-y* plane. This variable is set up for both angles to be in degrees; if you would rather use radians, remove the conversions in the second program line under the label *Equations*. Any observation angle is possible if you keep *theta* in the range -180 to 180 and keep *phi* in the range -90 to 90 . Other values may be used; however, it's usually best to keep the angle more than about $1/10$ degree away from any positive or negative multiple of 90 degrees (including 0) to avoid overflow errors in the computation. Such extreme observation angles aren't very interesting, anyway, since you tend to lose most of the graph's three-dimensional quality.

The variable *d* controls the distance of the observation point—in the direction of the direction angles—from the graph's center (the point whose coordinates are the average *x*, *y*, and *z* coordinates of all the computed function values). The only formal restriction for *d* is that it cannot be zero. However, it should be large enough to place you a reasonable distance from the shape. Observing the graph from an extremely close location is a bit like viewing the Mona Lisa by putting your eye one millimeter away from the canvas. In addition, extremely small values for *d* can actually locate the observation point "inside" the graph. The program assumes that all graph points are within a 180 -degree field of view while looking toward the center. If *d* is so close to the center that not all of the graph's points are within this view, the program's output is garbage. It's best to make *d* large enough so that the observation point is beyond the bounds of the function as specified by the four parameters discussed in the next section. Incidentally, specifying a very large distance won't make the graph look significantly smaller. As the distance becomes larger, perspective qualities such as the presence of a vanishing point become less pronounced. To avoid wasting screen resolution, the program always stretches the perspec-

tive until either the horizontal or vertical dimension becomes too large to fit on the screen.

Bounds

The next four parameter variables set the low and high bounds of the graph in the *x* and *y* dimensions. This simply means that the four sides of the graph will be along those edges.

Equation Notes

The most important parameter, of course, is the equation contained in the DEF FN statement. When defining new functions, keep in mind that the computer can't perform some operations, such as dividing by zero or taking the square root of a negative number. However, functions which have what's known as a *limiting value* on the interval can usually be plotted. There are many rational functions whose numerators become zero at the same time their denominators reach zero; and the ratio can be finite. But the computer doesn't know this and still generates a *Division by zero* error unless it just misses the coordinate in question.

To compute function values, the program increments between the low and high *x* bounds, and between the low and high *y* bounds, in step sizes such that a total of *m*+1 different *x* values and *n*+1 different *y* values are eventually put in the equation. If the increment sizes and the low and high bounds are such that the offending point is skipped, everything should work correctly. Odd values for *m* and *n* seem to work best, but problems are still rare when even values are used.

For instance, the function $Z = \sin(X)/X + \sin(Y)/Y$ should have a value of two when *X* and *Y* both equal zero; but the computer will generate an error message at that point. If you try this function with the *x* and *y* bounds both set between -10 and 10 , the computer tries to evaluate the function at coordinate $(0,0)$ if *m* and *n* are 20 , but not if *m* and *n* are 21 . The computer simply happens to skip coordinate $(0,0)$ if it increments between -10 and 10 in step sizes needed to create a 21×21 grid. But it lands on the point and tries to compute a

corresponding function value if the grid is 20×20 .

For some equations, the CLEAR,60000 statement in the second program line may cause an *Out of memory* error. You may be able to avoid this error by reducing the value in the CLEAR statement. That change reduces the amount of space available for BASIC arrays and variables, which may make it necessary to decrease the value of *m* and/or *n* as well.

3-D Surfaces For Amiga

For instructions on entering this program, please refer to "COMPUTE!'s Guide to Typing In Programs" in this issue of COMPUTE!.

```
CLEAR,60000&:DEFINT i,j
pi=3.1415927#:e=2.7182818#
Parameters:
m=31:n=31          ' mesh size
= m*n
res=1              ' resolutio
n: 1=640*200, 2=640*400
gt=1              ' graph typ
e: 1=estimate, 2=real
asp=1             ' y/x ratio
of graph (only for gt=1)
h=150             ' height fa
ctor              (only for gt=1)
theta=30 :phi=20  ' observati
on angles in degrees (only for g
t=2)
d=100            ' distance
from graph center (only for g
t=2)
lox=-3 :hiy=3    ' low & hig
h bounds in x direction
loy=-3 :hiy=3    ' low & hig
h bounds in y direction
Equation:
DEF FNz(x,y)=SIN(x^2+3*y^2)/(x^2
+y^2)+(x^2+5*y^2)*EXP(1-x^2-y^2)
/2
theta=theta*pi/180:phi=phi*pi/18
0 ' conversion: degrees to radi
ans
a=d*COS(phi)*COS(theta)
b=d*COS(phi)*SIN(theta)
c=d*SIN(phi)
GOSUB Check
DIM xc(m+1,n+1),yc(m+1,n+1)
tx=(hix-lox)/m:ty=(hiy-loi)/n
PRINT:PRINT "computing values..."
LOCATE 4,7:PRINT m+1
IF gt=1 THEN GOSUB Estimate:ELSE
GOSUB True
Draw:
IF res=2 THEN SCREEN 1,640,400,2
,4:WINDOW 2,"graph",,15,1:ELSE C
LS
DIM v(15),rgb(3,2)
p=0
Rc:
FOR c=0 TO 3
READ r,g,b:PALETTE c,r,g,b
rgb(c,0)=r:rgb(c,1)=g:rgb(c,2)=b
NEXT c
DATA 0,0,0,.14,.14,.14,0,0,0,0,0
,14
COLOR 2,3
FOR x=dfx TO dtx STEP sx
FOR y=dfy TO dty STEP sy
x1=xc(x,y):x2=xc(x,y+1):x3=xc(x+
1,y+1):x4=xc(x+1,y)
```

```

yl=yc(x,y):y2=yc(x,y+1):y3=yc(x+
1,y+1):y4=yc(x+1,y)
AREA (x1,y1):AREA (x2,y2):AREA (
x3,y3):AREA (x4,y4):AREAFILL
LINE (x1,y1)-(x2,y2),3:LINE (x2,
y2)-(x3,y3),3
LINE (x3,y3)-(x4,y4),3:LINE (x4,
y4)-(x1,y1),3
NEXT y
NEXT x
Colors:
FOR n=0 TO 15:v(n)=11+7.54*n:NEX
T n
col=0:x1=11:x2=11:x3=11
IF res=1 THEN WINDOW 3,"colors",
(0,0)-(130,50),18,-1
IF res=2 THEN WINDOW 3,"colors",
(0,0)-(130,50),18,1
WINDOW OUTPUT 3
PRINT "R":PRINT "G":PRINT "B":PR
INT:PRINT "C"
LINE (0,0)-(130,0):LINE (0,8)-(-1
30,8)
LINE (0,16)-(130,16):LINE (0,24)-
(-130,24)
LINE (10,0)-(10,50):LINE (11,25)
-(40,50),0,bf
LINE (40,25)-(70,50),1,bf:LINE (
70,25)-(100,50),2,bf
LINE (100,25)-(130,50),3,bf:LINE
(11,1)-(19,7),3,bf
LINE (11,9)-(19,15),3,bf:LINE (1
1,17)-(19,23),3,bf
i=20:LINE (20,32)-(30,42),1,bf
MENU 1,0,1,"Action":MENU 1,1,1,"
Quit":MENU ON
Loop:
IF MENU(0)=1 AND MENU(1)=1 THEN
WINDOW CLOSE 3:MENU RESET:SCREEN
CLOSE 1:STOP
END IF
x=MOUSE(1):y=MOUSE(2):IF MOUSE(0
)>=0 THEN c1=1:c2=1:c3=1:GOTO Lo
op
IF x>10 AND x<131 THEN IF y>24 A
ND y<51 THEN Getcol:ELSE GOTO Ch
eck1
GOTO Loop
Check1:
arg=.1260504*x-1.386551:IF y<1 O
R y>7 OR c1=0 THEN Check2
LINE (11,1)-(130,7),0,bf:LINE (v
(arg),1)-(v(arg)+8,7),3,bf:x1=v(
arg)
rgb(col,0)=arg/15:PALETTE col,rg
b(col,0),rgb(col,1),rgb(col,2)
c1=1:c2=0:c3=0:GOTO Loop
Check2:
IF y<9 OR y>15 OR c2=0 THEN Chec
k3
LINE (11,9)-(130,15),0,bf:LINE (
v(arg),9)-(v(arg)+8,15),3,bf:x2=
v(arg)
rgb(col,1)=arg/15:PALETTE col,rg
b(col,0),rgb(col,1),rgb(col,2)
c1=0:c2=1:c3=0:GOTO Loop
Check3:
IF y<17 OR y>23 OR c3=0 THEN Loo
p
LINE (11,17)-(130,23),0,bf:LINE
(v(arg),17)-(v(arg)+8,23),3,bf:x
3=v(arg)
rgb(col,2)=arg/15:PALETTE col,rg
b(col,0),rgb(col,1),rgb(col,2)
c1=0:c2=0:c3=1:GOTO Loop
Getcol:
LINE (i,32)-(i+10,42),col,bf
IF x<40 THEN i=20:LINE (i,32)-
(30,42),1,bf:col=0:GOTO Nst
IF x<70 THEN i=50:LINE (i,32)-
(60,42),2,bf:col=1:GOTO Nst
IF x<100 THEN i=80:LINE (i,32)-
(90,42),3,bf:col=2:GOTO Nst
i=110:LINE (i,32)-(120,42),0,bf:
col=3

```

```

Nst:
LINE (11,1)-(130,23),0,bf:LINE (
10,8)-(130,8):LINE (10,16)-(130,
16)
c=1
FOR n=0 TO 2:t1=111*rgb(col,n)+1
14
LINE (t1,c)-(t1+8,c+6),3,bf:c=c+
8
NEXT n
GOTO Loop
Check:
m=INT(m):n=INT(n)
asp=ABS(asp):h=ABS(h)
IF res<1 AND res<2 THEN res=1
IF res=1 THEN ht=186:hht=93
IF res=2 THEN ht=386:hht=193
IF lox>hix THEN SWAP lox,hix
IF loy>hiy THEN SWAP loy,hiy
dfx=1:dtx=m:sx=1:dfy=1:dty=n:sy=
1
IF gt<2 THEN gt=1
IF res<2 THEN res=1
IF gt=2 THEN
IF a<0 THEN dfx=m:dtx=1:sx=-1
IF b<0 THEN dfy=n:dty=1:sy=-1
END IF
RETURN
Estimate:
m1=310/m:m2=160/m:n1=310/n:n2=16
0/n:rd=180/pi
x=240/SQR(1+asp^2):y=240*asp/SQR
(1+asp^2)
spx=310+.8886207*(x-y):spy=hht-
.4586429*(x+y)
x1=1.777241*x/m:x2=1.777241*y/n:
y1=.9172858*x/m:y2=.9172858*y/n
i=0:x=lox-tx
WHILE i<m+1
i=i+1:LOCATE 5,7:PRINT i
x=x+tx:j=0:y=loy-ty
WHILE j<n+1
j=j+1
y=y+ty
xc(i,j)=(spx+x2*j-x1*i)
yc(i,j)=spy+y2*j+y1*i-h*FNz(x,y)
IF yc(i,j)<smin THEN smin=yc(i,j)
IF yc(i,j)>smax THEN smax=yc(i,j)
WEND
WEND
IF smax<ht AND smin>0 THEN RETUR
N
avg=(smax+smin)/2:smax=smax-avg:
smin=smin-avg:mult=ht/(smax-smin)
FOR x=1 TO m+1
FOR y=1 TO n+1
yc(x,y)=mult*(yc(x,y)-avg)+hht
NEXT y
NEXT x
RETURN
True:
DEF FNC(a,b,c,x,y,z)=(x*(b*(b-y)
+c*(c-z))+(x-a)*(b*y+c*z))/d
DEF FNang(x,y,z)=(px*x+py*y+pz*z
)/(dp*SQR(x^2+y^2+z^2))
px=FNC(a,b,c,0,0,10):py=FNC(b,a,
c,0,0,10):pz=FNC(c,b,a,10,0,0)
dp=SQR(px^2+py^2+pz^2)
i=0:x=lox-tx
WHILE i<m+1
i=i+1:LOCATE 5,7:PRINT i
x=x+tx:j=0:y=loy-ty
WHILE j<n+1
j=j+1
y=y+ty
xc(i,j)=FNz(x,y):sum=sum+xc(i,j)
WEND
WEND
avg=sum/((m+1)*(n+1)):ym=loy-ty-

```

```

(loy+hiy)/2
i=0:x=lox-tx-(lox+hix)/2
WHILE i<m+1
i=i+1:LOCATE 6,7:PRINT i
x=x+tx:j=0:y=ym
WHILE j<n+1
j=j+1:y=y+ty:z=xc(i,j)-avg
d=a*(a-x)+b*(b-y)+c*(c-z)
xc=FNC(a,b,c,x,y,z)
yc=FNC(b,a,c,y,x,z)
zc=FNC(c,b,a,z,y,x)
rad=SQR(xc^2+yc^2+zc^2)
s=1
IF SGN(a)<>SGN(yc*pz-zc*py) THEN
s=-1
ELSEIF SGN(b)<>SGN(zc*px-xc*pz)
THEN
s=-1
ELSEIF SGN(c)<>SGN(xc*py-yc*px)
THEN
s=-1
END IF
cs=FNang(xc,yc,zc):sn=SQR(1.0000
1-cs^2)
xc(i,j)=s*rad*sn:yc(i,j)=-rad*cs
IF xc(i,j)>xmax THEN xmax=xc(i,j)
IF xc(i,j)<xmin THEN xmin=xc(i,j)
IF yc(i,j)>ymax THEN ymax=yc(i,j)
IF yc(i,j)<ymin THEN ymin=yc(i,j)
WEND
WEND
ax=(xmax+xmin)/2:ay=(ymax+ymin)/
2
IF res=1 THEN
hzy=93
IF ((ymax-ymin)/(xmax-xmin))>(6.
75/10.25) THEN
ny=168/(ymax-ymin):mx=168/(ymax-
ymin)*2.200899
ELSE
ny=602/(xmax-xmin)/2.200899:mx=6
02/(xmax-xmin)
END IF
ELSE
hzy=193
IF ((ymax-ymin)/(xmax-xmin))>(6.
875/10.25) THEN
ny=368/(ymax-ymin):mx=368/(ymax-
ymin)*1.092089
ELSE
ny=602/(xmax-xmin)/1.092089:mx=6
02/(xmax-xmin)
END IF
END IF
FOR x=1 TO m+1
FOR y=1 TO n+1
xc(x,y)=315+mx*(xc(x,y)-ax)
yc(x,y)=hzy+my*(yc(x,y)-ay)
NEXT y
NEXT x
RETURN

```

©

COMPUTE!
TOLL FREE
Subscription
Order Line
1-800-247-5470
 In IA 1-800-532-1272

Fixing Atari Revision-B BASIC

Barry Hart

This article includes a fast, convenient way to fix the bugs in Revision B of Atari BASIC. The program works on all Atari 800XL computers which have Revision-B BASIC, and on 600XL computers with memory expansion to 64K. A disk drive is required.

As many people are aware, the version of Atari BASIC known as Revision B—the version built into most Atari 600XL and 800XL computers—contains several serious bugs. The later, debugged version of Atari BASIC is known as Revision C. To find out which version you have, type

```
PRINT PEEK(43234)
```

and press RETURN. If the computer prints 96, you have Revision B, the bad version of BASIC. If it prints 234, you have Revision C, so no fixes are required.

The programs included in this article eliminate all of the bugs in Revision-B BASIC. Enter and save Program 1; then run it. The program creates an AUTORUN.SYS file on disk. (Before you run this program, make sure that the disk in the drive does not already contain an AUTORUN.SYS file that you want to save. The AUTORUN.SYS file created by Program 1 will overwrite any existing AUTORUN.SYS file already on the disk.) When you boot the computer with a disk containing this file, the program first checks to see whether the XL's built-in BASIC is enabled. If an external cartridge is present, or if no

cartridge is present, the program does nothing at all. This feature prevents crashes when other cartridges are in use. If built-in BASIC is enabled, the program copies BASIC from ROM to underlying (normally unused) RAM, then makes the changes needed to fix all of the Revision-B bugs.

This program should cause no problems with the vast majority of BASIC programs. However, it may conflict with programs that modify CASINI (memory locations 2-3) or the microprocessor's stack at locations 256-511. Very few programs modify those areas. A program might also crash the system if it POKES new values into the cartridge space at 40960-49151, since that is where the RAM copy of BASIC resides.

When you're using a RAM-based version of BASIC, it is advisable to lower the value in the RAMTOP pointer (location 106). Some graphics commands may attempt to alter memory above RAMTOP, which would disrupt the RAM version of BASIC. You can protect BASIC by using one of the following statements near the beginning of your program:

```
POKE 106, PEEK(106)-4: GRAPHIC n  
(for graphic modes 0-6)
```

```
POKE 106, PEEK(106)-16: GRAPHIC n  
(for graphic modes 7-11)
```

In either case, *n* is the number of the mode you'll be using.

A Patch For DOS

Program 2 is not necessary to use the special AUTORUN.SYS file,

but it can be handy if you use DOS 2.0 or 2.5. Since the AUTORUN.SYS file works by switching out the ROM version of BASIC, you cannot normally return to the RAM version of BASIC from the DOS menu using option B (RUN CARTRIDGE). Selecting option B from the DOS menu generates an error message (NO CARTRIDGE). Program 2 makes a minor alternation to the DUP.SYS file which allows DOS option B to work normally with the file created by Program 1. Before you run Program 2, insert a disk containing the DOS 2.0 or 2.5 DUP.SYS file and the AUTORUN.SYS file created by Program 1. Do not use Program 2 to change the DUP.SYS file on any disk which doesn't contain the AUTORUN.SYS file created by Program 1. Use Program 2 only on copies of the DUP.SYS file, not on the version of DUP.SYS on your original DOS disk. If you ever delete the AUTORUN.SYS file that fixes BASIC, you'll need to replace the patched DUP.SYS file with a copy of the original version.

If you don't use Program 2, then you must press RESET or use DOS option M (RUN AT ADDRESS) to run the patched BASIC in RAM at location A000 (40960).

Note that Program 1 is intended only for 600XL and 800XL model Atari computers with Revision-B BASIC built in. Memory expansion to 64K is required to use the program on the 600XL; otherwise there will be no RAM under ROM for the program to use. The program does

not work at all on the Atari 400, 800, or 1200XL, all of which use BASIC in a cartridge and do not include RAM under ROM. Although Program 1 will work on XE models, it is unnecessary, since all XE computers come with Revision-C BASIC built in. In addition, some of the last XLs produced use Revision-C BASIC instead of Revision B.

While these programs solve the Revision-B bugs, it is possible to obtain a cartridge containing Revision-C BASIC, which would eliminate the need for the AUTORUN.SYS file. For information, write to:

Atari Customer Relations
P. O. Box 61657
Sunnyvale, CA 94088

For instructions on entering these programs, please refer to "COMPUTE!'s Guide to Typing In Programs" in this issue of COMPUTE!.

Program 1: AUTORUN.SYS Filemaker

```

FN 10 OPEN #1,8,0,"D:AUTORUN
.SYS":FOR I=1 TO 110:R
EAD J:PUT #1,J:NEXT I
BJ 20 DATA 255,255,0,1,97,1,
173,1,211,9,2,141,1,21
1,76,64,21,165,6,74,14
4,81,173,250,3,208,76,
168,133,214,169,160
FD 30 DATA 133,215,169,32,13
3,216,173,1,211,9,2,17
0,202,202,142,1,211,17
7,214,232,232,142,1,21
1,145,214,200,208,239
AL 40 DATA 230,215,198,216,2
08,233,169,234,141,223
,168,141,226,168,169,2
40,141,224,168,169,17,
141,225,168,140,41
CO 50 DATA 187,165,12,141,9,
1,165,13,141,10,1,132,
12,200,132,13,96,226,2
,227,2,11,1

```

Program 2: DUP.SYS Patcher

```

KF 10 XIO 36,#1,0,0,"D:DUP.S
YS":OPEN #1,12,0,"D:DU
P.SYS"
MA 20 FOR X=1 TO 2026:GET #1
,Y:NEXT X:FOR X=1 TO 5
5:READ Y:PUT #1,Y:NEXT
X
PL 30 CLOSE #1:XIO 35,#1,0,0
,"D:DUP.SYS"
LN 50 DATA 164,6,136,240,35,
172,253,191,169,170,14
1,253,191,205,253,191,
208,22,74,141,253,191,
205,253,191,208,13,140
BC 60 DATA 253,191,169,63,16
2,39,32,181,49,76,182,
32,173,252,191,208,241
,173,253,191,240,236,2
34,234,234,234,234 @

```

Custom Characters For Atari XL And XE

S. M. Baugh

This program demonstrates a short, elegant method of creating custom characters on Atari XL and XE computers (except for the 1200XL).

Many computer users have use for an alternate character set. Custom characters give any program a polished, professional look and they are an absolute necessity for foreign language applications. They can also be used to create graphics in games and educational programs. This program demonstrates an efficient technique for creating custom characters on the newer XL and XE Atari computers.

Type in the program and save a copy; then run it. After a short delay, the computer clears the screen and prints all the printable characters. To switch from normal characters to a set of Greek and Hebrew characters, press CTRL-4. Uppercase characters are changed to Greek letters and lowercase characters become Hebrew characters (the order is as logical as possible: A becomes alpha or aleph, F becomes

phi or pe, and so on). Press CTRL-4 again to switch back to the normal characters.

Alternate Character Sets

A character set is simply a collection of patterns that define the shape of each character. The Atari's normal character set is contained in ROM (Read Only Memory). To create custom characters, you must put a new character set somewhere in memory, then tell the computer to use the new patterns in place of the old ones. The first order of business, then, is to decide where to put the new character set.

On older 400 and 800 Atari computers, the memory area from locations 49152-53247 (\$C000-\$CFFF) is unused. On XL and XE models, this area is used by the operating system. Part of this memory, the zone from 52224-53247 (\$CC00-\$CFFF), contains an international character set which you can switch on with the statement POKE 756,204.

The international set is useful for certain purposes, but not if you want something like a complete set of foreign language characters. Ideally, you could just POKE your own

character set into locations 52224-53247 and perform the POKE to switch to the new set. On XL and XE computers, however, this area is ROM which you can't change with POKES.

The answer is suggested in Appendix 12 of *Mapping the Atari*, by Ian Chadwick. The program copies the operating system from ROM into RAM and turns off the ROM so that the computer "sees" the underlying RAM. Once this is done, we simply POKE the new character set into the area formerly occupied by the international characters. An advantage of this technique is that the new characters don't decrease the amount of memory available for your own programming.

Turning ROM into RAM permits all sorts of customizing. There is actually room for four new character sets if you use the ROM space ordinarily used for graphics characters. Of course, you can also replace the Greek and Hebrew definitions with characters of your own. *Mapping the Atari* explains how to create new character definitions.

To switch character sets under program control, use POKE 756,204. This program uses a little trick to let you do the same thing by pressing CTRL-4 when in immediate mode. Evidently, Atari used parts of the older 1200XL operating system in the operating system for the newer XL and XE computers. The XL/XE keyboard scanning routine looks for function keys that exist only on the 1200XL. One of the 1200XL's function keys is used to switch character sets. The POKE in line 110 simply substitutes the CTRL-4 key combination for that function key. Once this has been done, the computer automatically toggles between the two character sets when you press CTRL-4, just as it would if you pressed the function key on a 1200XL.

Custom Characters For Atari XL And XE

For instructions on entering this program, please refer to "COMPUTE!'s Guide to Typing In Programs" elsewhere in this issue.

```
FB 10 REM Alternate character sets
PG 20 GRAPHICS 2+16: ? #6; "
      {6 SPACES}ROM/RAM": ? #
      6; "{5 SPACES}CHARACTER
      S"
```

```
EC 30 ? #6; " : ? #6; " CONVE
      RTING ROM..."
EJ 40 RESTORE 1000
JK 50 FOR L=1536 TO 1635:REA
      D D:POKE L,D:NEXT L
DC 60 U=USR(1536)
NH 70 ? #6; " : ? #6; "
      {3 SPACES}CHANGING SET
      S..."
HP 80 ? #6; " "
DB 90 FOR L=52488 TO 52695:R
      EAD D:POKE L,D:NEXT L
DE 100 FOR L=52992 TO 53207:
      READ D:POKE L,D:NEXT
      L
IH 110 POKE 64661,152
XC 120 FOR J=32 TO 252
PF 130 IF (J<125 OR J>127) A
      ND (J<155 OR J>159) T
      HEN PRINT CHR$(J);
BO 140 NEXT J
AG 150 PRINT :PRINT :PRINT "
      PRESS CTRL-4 TO SWITC
      H CHARACTER SET"
MO 160 REM MACHINE LANGUAGE
      DATA
FE 1000 DATA 169,0,133,203,1
      33,205,169,192,133,2
      04,169,64,133,206,16
      0,0,177,203,145
MO 1010 DATA 205,200,208,249
      ,230,206,230,204,240
      ,12,165,204,201,208,
      208,237,169,216,133,
      204
LL 1020 DATA 208,231,8,120,1
      73,14,212,72,169,0,1
      41,14,212,173,1,211,
      41
OB 1030 DATA 254,141,1,211,1
      69,192,133,206,169,6
      4,133,204,177,203
JL 1040 DATA 145,205,200,208
      ,249,230,204,230,206
      ,240,12,165,206,201,
      208,208,237,169,216,
      133,206
PN 1050 DATA 208,231,104,141
      ,14,212,40,104,96
EH 1998 REM GREEK DATA
DK 2000 DATA 0,0,60,108,108,
      108,54,0
AM 2010 DATA 0,60,108,126,10
      2,118,124,96
IH 2020 DATA 0,0,99,182,24,2
      4,108,199
DP 2030 DATA 0,28,48,28,102,
      102,60,0
OF 2040 DATA 0,0,60,96,124,9
      6,60,0
BH 2050 DATA 24,24,126,219,2
      19,126,24,24
OK 2060 DATA 0,0,51,94,12,24
      ,48,48
JC 2070 DATA 0,0,252,102,102
      ,102,102,6
LN 2080 DATA 0,0,48,48,48,52
      ,28,0
JH 2090 DATA 0,60,102,126,10
      2,102,60,0
IH 2100 DATA 0,0,102,108,120
      ,108,102,0
EL 2110 DATA 0,192,96,48,24,
      44,103,0
HI 2120 DATA 0,0,102,102,102
      ,102,127,96
IK 2130 DATA 0,0,230,102,102
      ,124,112,0
CK 2140 DATA 0,0,60,102,102,
      102,60,0
DB 2150 DATA 0,0,127,182,54,
      54,54,0
```

```
AD 2160 DATA 0,0,24,24,0,0,0
      ,0
KK 2170 DATA 0,0,124,102,102
      ,124,96,96
EI 2180 DATA 0,0,63,108,108,
      108,56,0
AM 2190 DATA 0,0,126,152,24,
      24,24,0
GJ 2200 DATA 0,0,238,102,102
      ,108,56,0
EM 2210 DATA 0,24,219,90,90,
      90,60,24
KH 2220 DATA 0,0,102,195,219
      ,219,126,0
FI 2230 DATA 48,28,48,30,48,
      112,62,6
NM 2240 DATA 0,0,60,102,56,1
      2,6,28
JE 2250 DATA 96,30,112,96,96
      ,56,12,56
AE 2260 DATA 0,0,24,24,0,0,0
      ,0
JH 2998 REM HEBREW DATA
BG 3000 DATA 0,102,52,24,44,
      38,99,0
HM 3010 DATA 0,126,6,6,6,6,1
      27,0
OM 3020 DATA 0,254,102,102,1
      02,102,102,0
MA 3030 DATA 0,127,6,12,12,1
      2,12,0
BN 3040 DATA 0,124,82,66,66,
      36,60,0
HP 3050 DATA 0,238,102,54,30
      ,12,56,96
AB 3060 DATA 0,60,12,12,12,2
      2,115,0
JD 3070 DATA 0,126,6,102,102
      ,102,102,0
PH 3080 DATA 0,126,102,102,1
      02,102,126,0
BB 3090 DATA 0,60,12,24,24,2
      4,24,24
HM 3100 DATA 0,126,6,6,6,6,1
      26,0
JB 3110 DATA 192,64,126,126,
      6,4,24,24
IA 3120 DATA 0,96,62,70,134,
      134,158,0
MM 3130 DATA 0,60,12,12,12,1
      2,60,0
EL 3140 DATA 0,126,38,66,66,
      102,60,0
BK 3150 DATA 0,126,38,118,6,
      6,126,0
LE 3160 DATA 0,126,6,102,108
      ,120,96,96
CA 3170 DATA 0,126,6,6,6,6,6
      ,0
EO 3180 DATA 0,214,82,82,82,
      126,60,0
HL 3190 DATA 0,126,38,38,38,
      102,102,0
LJ 3200 DATA 0,126,38,118,6,
      6,6,6
AO 3210 DATA 0,119,18,22,12,
      6,126,0
MK 3220 DATA 0,60,12,12,12,1
      2,12,0
DN 3230 DATA 0,119,50,22,28,
      12,12,12
DB 3240 DATA 0,60,12,24,0,0,
      0,0
KO 3250 DATA 0,60,8,24,24,24
      ,24,0
```

©

Applecoder

Adam Levin

Are you concerned about file security? This Applesoft BASIC utility allows you to encode any sequential text file in a way that makes it almost impossible for someone to crack.

"AppleCoder" is an Applesoft BASIC program which encodes any Apple sequential text file using a key supplied by you. This allows you to create securely encoded versions of text files which you can keep on disk, knowing that you are the only one able to make the file readable again. Or, if you share the key with a friend, you can both exchange encoded files on disks or over a modem. Using AppleCoder makes it nearly impossible to decode a text file without knowing the exact steps taken to encode the file. With multiple encoding and other techniques, you can make it even more difficult for anyone else to decipher the contents of the file.

Using AppleCoder

Type in AppleCoder (Program 1), save a copy to disk, and then run it. AppleCoder begins by asking whether you want to encode or decode a file. Press E to encode or D to decode. Then you must enter the name of the file you wish to convert. If you're not sure of the file's name, press the question mark key

(?) to display a disk catalog. Once you have entered the name of the input file, you are prompted to enter the disk slot and drive number where the file is located. You must then repeat this procedure for the output file. To direct the output to the screen rather than to a disk file, enter SCR as the output filename. Screen output allows you to preview the results immediately without having to write the file to disk and view it later. Among other things, this is handy for reading a decoded letter.

Now you must supply a key to encode or decode the file. Of course, if you are decoding a file, you must supply the same key that was used to encode it previously. The key can be any rational number in the range $1 * 10^{-38}$ to $1 * 10^{38}$. (The last number is a one followed by 38 zeros.) If you like, the key value can be entered in scientific notation. In that notation, the same numeric range is expressed as $1E-38$ to $1E+38$.

This large numeric range gives you a multitude of keys from which to choose. It is suggested that you pick a key value that is easy for you to remember, but hard for others to guess.

Once you have entered the key, AppleCoder prompts you to insert the disk in the drive. Press Return to begin the conversion. If you specified a disk filename for the

conversion, AppleCoder displays the line which it is currently converting. If you have chosen SCR for screen output, the program directs all converted output to the monitor.

Because an encoded output file is the same size as the original file, AppleCoder cannot handle a file that occupies more than one-half of a disk on a single-drive system. If you have two drives, AppleCoder can handle any file that fits on a disk.

How Random Is Random?

AppleCoder relies on the fact that the RND function returns numbers that appear random, but are actually created with a predictable mathematical formula. A better name for such numbers is *pseudorandom* numbers. Whenever you supply a negative value with RND, that number is used to *seed* the random number generator routine. Subsequent uses of RND with a positive value will yield predictable numbers based on the value of the original seed.

The key which you supply to AppleCoder is used to seed the random number generator. The program then reads the file one character at a time; for each non-control character in the file, AppleCoder gets a pseudorandom number with the RND function and adds it to the character's ASCII value. This creates an output file which is the same length as the input file, but

where each noncontrol character is changed in a seemingly random fashion. The control characters (0-31 and 128-159) are not altered, thus the file can still be handled by word processing or telecommunications programs.

The best way to learn how this works is to go ahead and encode a text file with the SCR option, to display it on the screen. Note that any given word, though it may appear many times in the original file, will be different every time it appears in the encoded file. Since all Apple II computers use the same RND function, an encoded text file created with Applecoder can be decoded by any other Apple II running the same program—assuming, of course, that the other Apple user has the correct key.

Advanced Applecoding

An encoded file of this type is extremely difficult to break, since you would have to run a program like Applecoder repeatedly and enter different keys until you happened upon one that yielded text instead of random garbage.

If you're still not convinced, enter and run Program 2, "File-maker," and try to decode the file by guessing the correct key value. Program 2 creates a short text file named STRANGE. After you create the STRANGE file, run Applecoder with the SCR option and try entering different keys. When you're convinced that it's not easy to discover a key through random guessing, try the value 340.897.

To make a file even more secure, you can doubly encode it. For instance, say that you wish to encode a file named ABCD and produce a final output file named WXYZ. The first step is to encode it as usual, giving the output file a name like TEMP, since it is only a temporary, intermediate file. Then the TEMP file is encoded, giving the output file the name WXYZ. When that step is complete, the TEMP file can be deleted.

At this point the WXYZ file can be decoded only by someone who has *both* keys. In multiple decoding, it makes no difference which key you use first. For instance, say that the file was encoded with the keys 119 and 1206.41, in that order. The

file is decoded correctly if you decode with 119 and then decode with 1206.41, or if you use the reverse order. This rule applies no matter how many times the file has been encoded.

Multiple encoding makes a file virtually impossible to crack by random guessing. Imagine yourself trying to crack the first stage of a triply encoded file. After the first attempt at decoding, there is no way to know whether the results are correct, since the product of the first decoding is another encoded file. And you have no rational way to tell how many decodings may be necessary.

Another useful method is to *back-code* the file. In this case, you select the decode (D) option for an unencoded file. Then, to recover the original text you must use the encode (E) option. A would-be snooper has no idea that it's necessary to encode—rather than decode—the file in order to restore the original contents.

Applecoder works only with sequential text files. However, any Applesoft or Integer BASIC program that can be executed with EXEC is actually a text file which can be manipulated with Applecoder.

Of course, it's important to remember which key or keys you used to encode each file in the first place. And while Applecoder makes a file useless to others, it doesn't prevent them from deleting or garbling the file. To be absolutely safe, you may want to keep an unmodified copy of the original file in some secure location.

Modifications

Here are a few modifications which will make the program more convenient for some users. If you have only one disk drive, change lines 170, 190, and 210 as shown here:

```
170 PRINT D$ + "CATALOG": RET
    URN
190 IS = 6: ID = 1
210 OS = 6: OD = 1
```

This modification assumes that your drive is in slot 6 and drive 1. If your system is different, change the 6 and 1 in lines 190 and 210 accordingly.

Line 170 contains the only CATALOG command in the pro-

gram; if you have ProDOS and want to change it to CAT, this is the place.

Apple uses the null character, CHR\$(0), to indicate the end of data when reading and writing text files. Applecoder, like most programs that handle text files, knows it has reached the end of a file when the null character appears. Text files normally contain a null only as the last character in the file. You should avoid placing a null character—or CHR\$(128), which is equivalent to a null—in text files. If the encoded version of a file is unexpectedly shorter than the original, check to make sure that the original doesn't contain a hidden null.

For instructions on entering these programs, please refer to "COMPUTE!'s Guide to Typing In Programs" elsewhere in this issue.

Program 1: Applecoder

```
B1 100 RTN = 13: REM ASCII VALUE
    OF CHARACTER MEANING 'EN
    D OF LINE'
05 110 D$ = CHR$ (4):BL$ = CHR$
    (7): REM DISK ACCESS : BE
    LL CHAR.
22 120 ZR = 0:PF = .5:WN = 1:EI
    = 8:TW = 20:TT = 32:NF =
    95:OH = 100:OTE = 128:BX
    = 160:TFF = 255: REM THE
    USE OF THESE VARIABLES SP
    EEDS UP THE 'ENCODE/DECOD
    E' LOOP.
68 130 KY = 0: ONERR GOTO 590
F2 140 TEXT : HOME : HTAB (13):
    PRINT "APPLECODER": POKE
    34,1
0F 150 REM **: GET USER INPUT **:
41 160 ED = FRE (0): HOME : PRIN
    T : HTAB (8): PRINT "<E>N
    CODE OR <D>ECODE ";; GET
    A$: PRINT A$: ON A$ < > "
    E" AND A$ < > "D" GOTO 16
    0:ED = 1:ED = ED - 2 $ (A
    $ = "D"): GOTO 180
EC 170 INPUT "SLOT #, DRIVE # FO
    R CATALOG: ";S$,DR$: ON S
    $ < "1" OR S$ > "7" OR DR
    $ < "1" OR DR$ > "2" GOTO
    170: PRINT D$ + "CATALOG
    ,S" + S$ + ",D" + DR$: RE
    TURN
00 180 PRINT : PRINT "NAME OF IN
    PUT FILE: '?' FOR CATALO
    G.": INPUT IN$: ON IN$ =
    "7" GOSUB 170: IF LEN (IN
    $) > 15 OR LEFT$ (IN$,1)
    < "A" THEN 180
8B 190 PRINT "SLOT#, DRIVE# OF "
    ;IN$;": ";; INPUT S$,DR$:
    ON S$ < "1" OR S$ > "7"
    OR DR$ < "1" OR DR$ > "2"
    GOTO 190: IS = VAL (S$):I
    D = VAL (DR$)
98 200 PRINT : PRINT "NAME OF OU
    TPUT FILE: "; PRINT "'SCR
    ' WILL SEND OUTPUT TO SCR
    EEN ONLY.": INPUT OT$: ON
    OT$ = "?" GOSUB 170: ON
```

```

LEN (OT%) > 15 OR LEFT% (
OT%,1) < "A" GOTO 200: IF
OT% = "SCR" THEN PRINT "
OUTPUT TO SCREEN.": GOTO
230
16 210 PRINT "SLOT#, DRIVE# OF "
;OT%": ;: INPUT S%,DR%:
ON S% < "1" OR S% > "7"
OR DR% < "1" OR DR% > "2"
GOTO 210:OS = VAL (S%):O
D = VAL (DR%)
F1 220 IF IN% = OT% AND IS = OS
AND ID = OD THEN PRINT :
PRINT BL%"FILENAME# MUST
DIFFER!": PRINT "DISASTRO
US RESULTS OCCUR OTHERWIS
E.": GOTO 200
E3 230 PRINT : INPUT "ENTER KEY
FOR CODE: ";A%:KY = VAL (
A%): IF KY = 0 THEN PRINT
"RANGE FOR KEY IS 1E-3B
<--> 1E+3B.": GOTO 230
A4 240 L = 0: HOME : PRINT "MAKE
CERTAIN THAT THE DISKETT
E WITH": PRINT : PRINT IN
%:" IS IN SLOT #";IS%," D
RIVE #";ID: PRINT : IF OT
% < > "SCR" THEN PRINT "A
ND THE DISKETTE FOR": PRI
NT : PRINT OT%:" IS IN SL
OT #";OS%," DRIVE #";OD
87 250 RD = 1:XYZ = RND ( - ABS
(KY)): PRINT : PRINT "HIT
<RETURN> TO CODE, <ESC>
TO RESTART ":; GET A%: ON
A% < > CHR% (13) AND A%
< > CHR% (27) GOTO 250: O
N A% = CHR% (27) GOTO 160
: HOME : PRINT
4E 260 PRINT : PRINT : PRINT : H
TAB (4): IF ED = 1 THEN P
RINT "EN";
42 270 IF ED = - 1 THEN PRINT "D
E";
17 280 PRINT "CODING. PLEASE WA
IT FOR 'BEEP'":X = FRE (
PEEK ( - 16368)): REM CLE
AR KEYBOARD STROBE.
E8 290 REM ** ENCODE/DECODE **
37 300 S = IS:DR = ID: PRINT D%
+ "OPEN" + IN% + ",S";IS%
,"D";ID
74 310 IF OT% = "SCR" THEN HOME
: GOTO 330
18 320 S = OS:DR = OD: PRINT D%
+ "OPEN" + OT% + ",S";OS%
,"D";OD: PRINT D% + "CLOS
E" + OT%: PRINT D% + "DEL
ETE" + OT%: PRINT D% + "O
PEN" + OT%:HT = EI + EI *
PF
E3 330 O% = "": IF OT% < > "SCR"
THEN VTAB EI: HTAB (HT):
L = L + WN: PRINT " LINE
#";L
21 340 FOR R = ZR TO TFF: REM S
ET A MAXIMUM OF 256 CHARA
CTERS PER INPUT LINE
F6 350 S = IS:DR = ID: PRINT D%
+ "READ" + IN%
41 360 GET A%: PRINT : PRINT D%:
REM USE 'GET' RATHER TH
AN 'INPUT' SO -ALL- CHARA
CTERS CAN BE CAPTURED
29 370 A = ASC (A%): IF A = RTN
THEN 510: REM END OF LIN
E SIGNALLED BY 'RETURN' I
NPUT
FD 380 IF (A < TT) OR (A > OTE -
WN AND A < SX) THEN 490:
REM PASS ALL NON-ALPHA
NUMERIC INPUT
10 390 B = A + ED * INT ( RND (R
D) * NF): IF RD = ZR THEN

```

```

RD = WN: REM CREATE A N
EW ASCII VALUE USING THE
OLD VALUE AND A RANDOM #
FROM 0 TO NF
FA 400 IF A > = OTE THEN 440
86 410 IF B > = OTE THEN B = B -
OTE + TT
7C 420 IF B < TT THEN B = NF + W
N + B
18 430 GOTO 460
42 440 IF B > TFF THEN B = B - (
TFF + WN) + SX
86 450 IF B < SX THEN B = NF + W
N + B
81 460 IF B = RTN THEN RD = ZR:
GOTO 490: REM CAN'T USE
A 'RETURN' IN OUTPUT STRI
NG
CA 470 IF (B < TT) OR (B > = OTE
AND B < SX) THEN RD = ZR
: GOTO 490: REM DON'T AL
TER NON-ALPHANUMERIC OUTP
UT
28 480 A = B
43 490 O% = O% + CHR% (A)
FC 500 NEXT
86 510 IF OT% = "SCR" THEN 530
85 520 S = OS:DR = OD: PRINT D%
+ "WRITE" + OT%
84 530 PRINT D%
FA 540 PRINT D%
45 550 GOTO 330: REM KEEP GETTIN
G UNTIL THERE'S AN END-OF
-DATA ERROR, WHICH WILL B
E CONSIDERED THE END OF T
HE FILE
68 560 PRINT "CONVERSION COMPLET
E.": PRINT "WOULD YOU LIK
E TO DO ANOTHER?": PRINT
"<Y>ES OR <N>O ":; GET
A%: PRINT A%: ON A% < >
"Y" AND A% < > "N" GOTO 5
60: IF A% = "Y" THEN RUN
86 570 TEXT : PRINT : PRINT "APP
LECODER DONE.": END
62 580 REM ** ERROR HANDLING **
88 590 ECN = PEEK (222):ELN = PE
EK (218) + 256 * PEEK (21
9)
FE 600 PRINT : PRINT D% + "CLOSE
" + IN%: PRINT
F1 610 PRINT D% + "CLOSE" + OT%:
PRINT : PRINT BL%;
D8 620 ON ECN = 5 GOTO 560: REM
'END OF FILE' HAS BEEN R
EACHED.
11 630 PRINT "ERROR! HIT <RETURN
> TO CONTINUE.":;X = PEEK
( - 16368): GET A%: PRIN
T A%: IF A% < > CHR% (13
) THEN HTAB (1): GOTO 630
E0 640 PRINT
33 650 IF ECN = 4 THEN PRINT "TH
E DISKETTE IN SLOT #";S%,"
, DRIVE #";DR: PRINT "IS
WRITE PROTECTED. PLEASE
REMOVE THE": PRINT "WRITE
PROTECT TAB.": GOSUB 790
: GOTO 240
E5 660 IF ECN < > 8 THEN 690
A8 670 PRINT "INPUT/OUTPUT ERROR
. ": PRINT "CHECK DISK DR
IVE #";DR;" IN SLOT #";S%
;"
53 680 PRINT : PRINT "CODING MUS
T BE RESTARTED.": GOSUB 7
90: GOTO 240
D5 690 IF ECN = 9 THEN PRINT "TH
E DISKETTE IN SLOT #";S%,"
, DRIVE #";DR: PRINT "IS
FULL. PLEASE INSERT A DI
SKETTE": PRINT "WITH MORE
SPACE AND RESTART.": GOS
UB 790: GOTO 240

```

```

51 700 IF ECN < > 10 THEN 740
41 710 PRINT "THE FILE ";OT%";
, IS LOCKED.": PRINT "UNLOC
K IT NOW?": PRINT "<Y>ES
OR <N>O ":; GET A%: PRINT
A%: ON A% < > "Y" AND A%
< > "N" GOTO 710
3E 720 IF A% = "Y" THEN PRINT D%
+ "UNLOCK" + OT% + ",S";
OS%,"D";OD: PRINT "FILE H
AS BEEN UNLOCKED."
A4 730 GOSUB 790: GOTO 240
9C 740 IF ECN = 11 THEN PRINT "E
RROR IN FILE NAME.": PRIN
T "FILE NAME MUST CONFORM
TO YOUR DOS.": GOSUB 790
: GOTO 180
48 750 IF ECN = 13 THEN PRINT "F
ILE-TYPE MISMATCH.": PRIN
T "ONLY TEXT FILES CAN B
E CODED.": PRINT "PLEASE C
HECK YOUR FILE-TYPE BY":
PRINT "LOOKING AT THE 'CA
TALOG'": GOSUB 790: GOTO
180
48 760 IF ECN = 255 THEN PRINT "
YOU TYPED A <CTRL-C>": P
RINT "IF THIS WAS DONE DU
RING CODING.": PRINT "THE
<CTRL-C> MAY HAVE BEEN S
ENT": PRINT "TO THE OUTPU
T FILE.": PRINT "REDO IF
THIS IS THE CASE.": GOSUB
790: GOTO 240
D8 770 PRINT "ERROR NUMBER: ";EC
N: PRINT "IN LINE NUMBER:
";ELN: PRINT "PLEASE REF
ER TO YOUR PROGRAMMING":
PRINT "MANUAL FOR A FULL
DESCRIPTION.": PRINT "THI
S SCREEN WILL REMAIN DISP
LAYED": PRINT "UNTIL YOU
HIT <RESET>":;R = 0
88 780 ON R > 0 GOTO 780: TEXT :
PRINT : PRINT "APPLECODE
R DONE.":R = 1: GOTO 780
C1 790 PRINT : PRINT "HIT <RETUR
N> TO RESTART, <ESC> TO E
ND ":; GET A%: PRINT A%:
ON A% < > CHR% (13) AND A
% < > CHR% (27) GOTO 790:
IF A% = CHR% (13) THEN R
ETURN
69 800 PRINT : PRINT "VERIFY: EX
IT APPLECODER": PRINT "<Y
>ES OR <N>O ":; GET A%: P
RINT A%: ON A% < > "Y" A
ND A% < > "N" GOTO 800: O
N A% = "N" GOTO 790: TEXT
: PRINT : PRINT : PRINT
"APPLECODER DONE.": END

```

Program 2: Filemaker

```

98 80 D% = CHR% (4): REM DISK C
OMMAND PREFIX
57 90 N% = "STRANGE": PRINT D% +
"OPEN" + N%: PRINT D% + "
WRITE" + N%: REM CREATE TH
E TEXT FILE 'STRANGE' AND
PREPARE TO WRITE TO IT.
79 100 PRINT "5L+>AYF&4S": REM
THIS IS THE PHRASE WHICH
APPLECODER WILL DECODE. C
AN YOU GUESS WHAT IT SAYS
NOW?
E2 110 PRINT D% + "CLOSE" + N%
88 120 PRINT "" + N% + "" + "
HAS BEEN CREATED.": PRINT
"CREATE.PHRASE DONE."
8F 130 END

```

©

128 File Viewer

Jeffrey D. Partch

This Commodore 128 utility packs a double punch. It can print the contents of any disk file or disassemble any machine language program directly from disk. Neither operation disturbs the program currently in memory. A disk drive is required.

Have you ever wanted to know the contents of a mysterious file in the disk directory, or needed to look at another file during a programming session? All too often, getting that information requires a lot of saving, loading, and listing. "128 File Viewer" allows you to display the contents of any program (PRG) or sequential (SEQ) disk file on the screen without harming the program in memory. It can also disassemble any machine language program directly from disk—again, without disturbing the current program. Since it adds a new command to the Commodore 128's BASIC, this program is very easy to use.

Because File Viewer is written entirely in machine language, it must be typed in using the "MLX" machine language entry program found elsewhere in this issue. Be sure to read and understand the instructions for using MLX before you begin entering the data for File Viewer. When you run MLX, you'll be asked for a starting address and an ending address for the data you'll be entering. Here are the addresses for File Viewer:

Starting address: 1350
Ending address: 17E7

When you finish entering the data, be sure to save a copy to disk before you leave MLX. Once you have a completed copy of File Viewer on disk, you can activate it with a command of the form:

BOOT "FILE VIEWER",Ddrive,Udevice

Of course, you should replace FILE VIEWER in this statement with the filename you used when saving the data with MLX. If your disk drive is device 8, the normal device number for Commodore drives, you can omit everything after the closing quotation mark (just use **BOOT "FILE VIEWER"**). The first optional parameter is used to specify the drive number for dual-drive systems with drive 1 in addition to drive 0. (Commodore 1541 and 1571 drives are always drive 0.) The second parameter is used to specify a device number other than 8. For instance, **BOOT "FILE VIEWER",D0,U9** boots the program from a disk in a drive addressed as device 9.

When the familiar READY prompt reappears, File Viewer has been installed and is ready to use. (Note that pressing the reset switch deactivates File Viewer.) This program works as an extension of the Commodore 128's BASIC, so it's as easy to use as any other BASIC statement. Here is the general syntax:

VIEW "filename,type",Ddrive,Udevice

Again, the last two parameters are not needed if you are using a single 1541 or 1571 disk drive addressed as device 8.

The *type* parameter is also optional in most cases, since File Viewer ordinarily determines for itself whether the file is a sequential or program file. If necessary, however, you can specify the type by including an *S* for sequential files or a *P* for program files. For instance, the statement **VIEW "SAMPLE,S"** displays the contents of the sequential file SAMPLE, while **VIEW "SAMPLE,P"** displays the contents of a program file of the same name.

File Viewer ordinarily reads and displays the entire file. You can slow the display by pressing the Commodore key or pause it completely by pressing **NO SCROLL**. Press **STOP** if you wish to terminate the display before you reach the end of the file.

Disassembly

To aid machine language programmers, File Viewer also includes a disassembly option. Here's the syntax to use:

VIEW "filename,M"

The *M* stands for machine language. It's not a Commodore file type, but simply a signal to File Viewer that you wish to disassemble the file rather than print it to the screen. When you choose this option, File Viewer reads the file from disk and disassembles it to the screen in standard 6502 assembler

format. Just as with the display option, you can slow the disassembly with the Commodore key, pause it with NO SCROLL, or cut it off by pressing STOP.

Redirecting Output

In most cases you'll want to look at a file on the screen. However, File Viewer also lets you divert the normal screen output to a printer or other peripheral device. This option is most useful for machine language disassemblies, since it allows you to create a hardcopy printout of the program which can be studied at leisure. However, you can also use it as a quick way to print a text file without loading it into memory.

Diverting output requires that you open a logical file to the desired device. For instance, say that you want to send the contents of a file to the printer. The statement OPEN 1,4 opens logical file 1 to the printer (which is usually device 4). Once the logical file is open, you must tell File Viewer where to send its output. This is done by adding the logical file number to the VIEW statement:

```
VIEW# file number,"filename,type",
    Drive, Udevice
```

The logical file number must match the one you used when you opened the logical file, and must be in the range 1-127. As with normal format for the statement, the type, drive number, and device number parameters are optional. For example, if you open a file to the printer with OPEN 1,4, this statement makes a hardcopy printout of the file SAMPLE from a disk in the drive addressed as device 8:

```
VIEW#1, "SAMPLE"
```

In special cases, you may wish to divert output to a disk file, or even to a modem via the RS-232 interface. File Viewer isn't picky about where it sends output, as long as you have properly opened a logical file to the device. The *Commodore 128 System Guide* explains the syntax needed to open a file to disk or RS-232 interface.

Special Concerns

The VIEW statement works only in direct mode; you should not attempt to add it to a program. VIEW does not accept string or numeric

variables in place of its parameters (you can't use a statement like F\$ = "SAMPLE": VIEW F\$).

The file display mode of File Viewer is intended primarily for looking at text files—that is, files that consist of printable character codes. It is possible to view other types of files such as tokenized BASIC programs, but the display may be difficult or impossible to read in such cases. For instance, if the file contains values equivalent to control-code characters, displaying the file may clear the screen, change the printing color, and so forth. If you try to print a hardcopy of such a file, some of the values may be interpreted as spurious printer control codes, causing strange behavior such as unwanted form feeds or a change in printing mode. Similarly, disassembling a file that doesn't contain a machine language program produces meaningless results, but does no real harm.

The machine language for File Viewer occupies memory locations 4944-6114 (\$1350-\$17E2). If you disturb the contents of this area while File Viewer is active, the computer will probably lock up. The program also uses locations 4864-4937 (\$1300-\$1349) and 250-254 (\$FA-\$FE) for temporary storage. You may use these locations for your own purposes; however, every VIEW statement will overwrite the contents of these areas.

File Viewer also maintains a six-byte bank-switching routine beginning at location 2048 (\$0800) in both banks 0 and 1. This is necessary because some BASIC errors may occur while the system is operating in bank 1. In bank 0, this area is at the bottom of the BASIC runtime stack, where it isn't likely to be disturbed unless you run a program that uses a very large number of nested GOSUBs or FOR-NEXT loops. To accommodate this routine in bank 1, File Viewer bumps the start of variables up to address 2054 (\$0806) when you first BOOT the program, thereby protecting the bank 1 copy of the switching routine from being destroyed by the system. This results in a slight reduction of the amount of space available for scalar variables, but should have no noticeable effect on the operation of BASIC.

128 File Viewer

Please refer to the "MLX" article in this issue before entering the following program.

```
1350:20 97 13 20 FA 51 78 A9 88
1358:6F 8D 14 03 A9 13 8D 15 16
1360:03 58 A9 56 8D 00 0A A9 E2
1368:13 8D 01 0A 4C 03 40 A0 CB
1370:06 88 30 1B B9 00 08 D9 2B
1378:C9 13 F0 F5 20 97 13 BA 06
1380:A9 00 9D 01 01 A9 13 9D B1
1388:07 01 A9 91 9D 06 01 4C 14
1390:65 FA A2 10 4C 29 14 A0 4D
1398:06 A9 08 8D 01 03 85 FB 21
13A0:85 30 A9 00 8D 00 03 85 C2
13A8:FA 84 2F A9 EF 8D 27 03 F4
13B0:A9 79 8D 26 03 88 A9 FA A6
13B8:8D B9 02 A2 01 B9 C9 13 14
13C0:91 FA 20 7F FF 88 10 F3 20
13C8:60 8D 03 FF 4C CF 13 20 CA
13D0:51 16 E0 0B D0 53 A0 FF 07
13D8:A2 04 A5 3E 85 FB A5 3D 8E
13E0:38 E9 04 85 FA B0 02 C6 DB
13E8:FB C8 CA 30 09 B9 36 14 4B
13F0:D1 FA F0 F5 D0 1C 24 7F FA
13F8:30 21 A0 00 C6 FA 30 3A 50
1400:B1 FA C9 20 F0 F4 C9 3A 24
1408:D0 08 F0 2E A2 0E 2C A2 E3
1410:17 2C A2 0B 2C A2 09 2C FD
1418:A2 04 2C A2 22 2C A2 08 51
1420:2C A2 05 2C A2 1E 2C A2 F2
1428:80 86 FC 20 A3 17 20 97 25
1430:13 A6 FC 4C 3F 4D 56 49 15
1438:45 57 20 51 16 20 86 03 33
1440:C9 23 D0 32 20 46 17 90 2C
1448:06 C9 2C F0 0E D0 C3 29 DE
1450:0F 20 27 17 20 80 03 D0 38
1458:EE F0 B7 E6 3D A5 FC F0 05
1460:AB 30 A9 20 59 FF 90 04 91
1468:A2 03 D0 C7 85 FE 0E 04 27
1470:90 A3 A2 00 86 FC A6 98 2C
1478:E0 0A 90 04 A2 01 D0 B3 54
1480:20 CC FF 20 87 16 C9 2C 42
1488:F0 09 A2 3F 86 FB D0 1C 95
1490:4D 50 53 C8 A2 02 B1 3D 28
1498:DD 90 14 F0 06 CA 10 FE D7
14A0:4C 12 14 E6 3D E6 3D 88 EC
14A8:85 FB B1 3D 20 B4 16 20 BC
14B0:90 03 F0 07 C9 22 D0 E8 D1
14B8:20 D4 16 A5 FC D0 04 A9 20
14C0:08 85 FC A0 02 98 20 59 04
14C8:FF B0 04 AB C8 10 F6 85 22
14D0:FD 85 05 20 53 17 A5 FE 3D
14D8:F0 0A A9 17 8D 27 03 A9 5B
14E0:B0 8D 26 03 20 DB 17 A4 FC
14E8:FB C0 53 F0 0F C0 50 F0 C5
14F0:21 C0 4D D0 03 4C A8 15 40
14F8:C9 01 F0 16 20 D2 FF 8A 9C
1500:20 D2 FF 20 CF FF 24 90 48
1508:08 20 D2 FF 68 20 6E 16 4F
1510:D0 F1 A0 20 A9 6A 85 FA 32
1518:A9 51 85 FB B1 FA 99 00 88
1520:13 88 10 FB A9 05 8D 1B 1F
1528:13 C8 B9 CF 17 99 21 13 B6
1530:C8 C0 06 90 F5 A9 0D 20 49
1538:D2 FF A0 03 20 CF FF 99 E9
1540:FA 00 88 10 F7 24 90 08 73
1548:68 20 6E 16 C8 B9 FA 00 01
1550:99 64 00 C0 01 90 F5 A2 45
1558:90 38 20 75 8C 20 44 8E 30
1560:20 E2 55 A9 20 20 D2 FF BF
1568:20 CF FF F0 C8 C9 CE F0 A1
1570:25 C9 FE F0 24 30 15 20 BA
1578:D2 FF C9 22 D0 EA 20 CF A9
1580:FF F0 B2 20 D2 FF C9 22 8B
1588:F0 DE D0 F2 AA A9 44 A0 51
1590:17 20 00 13 D0 D2 A0 C9 5C
1598:2C A0 09 20 CF FF 09 80 35
15A0:18 E9 01 AA A9 46 D0 E9 0E
15A8:48 A0 49 B9 0F B6 99 00 6A
15B0:13 88 10 F7 A9 FB 8D 3F 9F
15B8:13 A9 FA 8D 45 13 A9 13 EB
15C0:8D 34 13 A9 3E 8D 33 13 5D
15C8:68 85 FA 85 66 86 FB 86 0C
15D0:67 A9 0D 20 D2 FF 20 9B 2F
```

```

15D8:B8 A9 2D 20 D2 FF 20 CF 18
15E0:FF 24 90 08 48 20 A5 B8 6D
15E8:68 A0 00 84 67 84 68 99 6F
15F0:06 00 20 59 B6 48 AE AB 97
15F8:0A 86 FC C8 CA 30 0C 20 45
1600:CF FF 99 06 00 20 A5 B8 2C
1608:4C FB 15 A9 12 20 60 16 7E
1610:68 A2 03 20 A1 B6 A2 06 AE
1618:86 66 20 00 13 A9 20 20 C4
1620:60 16 A9 3B 20 D2 FF A0 D7
1628:00 E6 FC B9 06 00 48 29 33
1630:7F C9 20 68 B0 02 A9 20 1A
1638:20 D2 FF C8 C4 FC 90 EB DC
1640:68 20 6E 16 A6 FB A5 FA 43
1648:18 65 FC 90 01 E8 4C C9 90
1650:15 A9 00 A0 04 99 FA 00 F7
1658:88 10 FA 85 05 85 7A 60 18
1660:3B E5 EC A8 A9 20 20 D2 2B
1668:FF 88 D0 FA 18 60 48 28 7B
1670:70 12 20 E1 FF F0 01 60 A1
1678:A5 FE F0 05 A9 0D 20 D2 3A
1680:FF 4C 24 14 4C 27 14 20 CC
1688:86 03 C9 22 F0 02 D0 5B A0
1690:A9 30 8D 00 11 A9 3A 8D 80
1698:01 11 E6 3D B1 3D F0 13 B1
16A0:C9 22 F0 0F C9 2C F0 0B 35
16A8:99 02 11 C8 C0 11 D0 EC A9
16B0:4C 0F 14 60 48 C0 00 D0 65
16B8:03 4C 1E 14 98 48 A9 2C E3
16C0:99 02 11 C8 A5 FB 99 02 3B
16C8:11 C8 84 FA 18 68 65 3D 5A
16D0:85 3D 68 60 20 37 17 C9 F7
16D8:44 F0 06 C9 55 F0 1C D0 38
16E0:0A 20 46 17 90 0B 20 3A 7F
16E8:17 B0 10 4C 12 14 4C 0C 19
16F0:14 8D 00 11 C9 32 B0 F6 0B
16F8:20 37 17 C9 55 D0 EC 20 6A
1700:46 17 B0 E7 F0 E5 29 0F 2C
1708:85 FC 20 80 03 F0 0A B0 E4
1710:DA 29 0F C9 27 17 4C 0A 12
1718:17 A5 FC 09 08 B0 03 4C CC
1720:15 14 C9 1F B0 F9 60 48 7F
1728:A5 FC 0A 0A 65 FC 0A 85 03
1730:FC 68 65 FC 85 FC 60 20 74
1738:80 03 F0 14 C9 2C F0 03 AA
1740:4C 12 14 4C 80 03 20 80 31
1748:03 C9 30 F0 F9 4C 86 03 90
1750:68 68 60 A9 00 8D 00 FF A9
1758:AA 20 68 FF A5 FA A0 11 5C
1760:20 BD FF A5 05 A6 FC A4 C9
1768:FD 20 BA FF 20 0F F5 E6 05
1770:B7 E6 B7 20 C0 FF B0 28 BC
1778:A6 05 20 C6 FF 20 CF FF CB
1780:48 A9 02 24 90 D0 16 20 D3
1788:CF FF AA 68 20 D4 17 20 1D
1790:7D FF 0D 56 49 45 57 49 DB
1798:4E 4F 0D 00 60 4C 18 14 D9
17A0:4C 21 14 20 CC FF A5 05 78
17A8:20 C3 FF A5 FE 4C C3 FF E2
17B0:20 D4 17 20 CC FF A6 FE BB
17B8:20 C9 FF 20 DB 17 20 79 60
17C0:EF 20 CC FF A6 05 20 C6 D8
17C8:FF 20 DB 17 4C 79 EF 29 3D
17D0:7F 4C D2 FF 85 41 86 42 AC
17D8:84 43 60 A5 41 A6 42 A4 4E
17E0:43 60 00 00 00 00 00 00 C8

```

©

Back issues of *COMPUTE!*, *COMPUTE!'s Gazette*, or any magazine disks can be ordered by calling **800-346-6767** (in NY 212-887-8525). Some issues may no longer be available.

Filedump For IBM PC/PCjr

Harry Faulkner

A file-dump program is useful for anyone who needs to examine the contents of a disk file in detail. This utility was designed originally for use with accounting files, but it can display the contents of any sequential or random disk file. The program runs on any IBM PC with BASICA or MS-DOS computer with compatible BASIC.

Have you ever needed to examine the contents of a disk file? There are MS-DOS commands, DEBUG and TYPE, that provide limited access. The TYPE command displays a file by printing each byte as an ASCII character. DEBUG is somewhat more flexible, but it displays bytes only in ASCII and hexadecimal form.

"Filedump" provides more options than either of these commands. It lets you look at any random or sequential disk file and send the output to either a monitor or a printer. It displays each byte in ASCII form (if it is printable) and prints its integer, single-precision, and double-precision value. The program also allows you to start at any position within the file.

I wrote this program while developing home accounting programs that use both random and

sequential files. I needed a way to see if the programs were writing data to the correct places in these files, without having to run the program to get output. The program was written on a Leading Edge IBM-compatible computer; it runs without modification on the IBM PC with BASICA or PCjr with Cartridge BASIC.

Filedump For IBM PC/PCjr

For instructions on entering this program, please refer to "COMPUTE!'s Guide to Typing in Programs" elsewhere in this issue.

```

BI 70 GOSUB 1000 'Initialize t
he field and obtain file f
or opening
KH B0 RETRY=0
DN 100 COUNT=1:EIGHT$=SPACE$(8):
FOUR$=SPACE$(4):TWO$=SPAC
E$(2):ONE$=SPACE$(1):EIGH
TTEMP$=SPACE$(8):FOURTEMP
$=SPACE$(4):TWOTEMP$=SPAC
E$(2) 'initialize variab
les
ME 110 WHILE NOT EOF(1)
KH 120 GET #1
KI 125 IF COUNT<IST GOTO 190
HH 130 LSET ONE$=INCHAR$
MH 140 EIGHTTEMP$=RIGHT$(EIG
HT$,7):EIGHT$=EIGHTTEMP$+
INCHAR$: 'Add new charac
ter to right end of strin
gs
HI 150 FOURTEMP$=RIGHT$(FOUR
$,3):FOUR$=FOURTEMP$+INCH
AR$
AE 160 TWOTEMP$=RIGHT$(TWO$,
1):TWO$=TWOTEMP$+INCHAR$

```



```

KP 170 INTEGER=CVI(TWO*);SGL
PRE!=CVS(FOUR*);DBLPRE#=#C
VD(EIGHT*)
LL 180 GOSUB 2000
PI 190 COUNT=COUNT+1
DN 200 WEND
HN 205 IF COUNT<=IST THEN PRINT
"STARTING BYTE, ";IST;";
PAST ENDING BYTE, ";COUNT
-1;"; OF FILE.":PRINT "PL
EASE TRY AGAIN.":CLOSE #1
:RETRY=1:GOSUB 1014
DP 206 IF RETRY>0 THEN GOTO 80
MH 210 IF POPT%>1 THEN LPRINT:L
PRINT:LPRINT,TAB(10),"End
of file": ELSE PRINT:PRI
NT:PRINT, TAB(10),"End of
file"
IC 220 CLOSE #1:END
NM 1000 REM *** Initialize print
out, get filename, and i
nitialize field ***
EK 1005 ON ERROR GOTO 1100
MC 1010 CLS
JN 1012 INPUT "Enter name of fil
e to be dumped? ",FILE$
IA 1014 OPEN FILE$ FOR INPUT AS
#1:CLOSE #1:OPEN FILE$ A
S #1 LEN=1 : FIELD #1, 1
AS INCHAR$
LN 1016 INPUT "Starting byte #:
",IST
LI 1021 PRINT "Output device: (M
) monitor"
EG 1023 PRINT " (P
) printer"
HP 1025 INPUT " Choice: ",
POPT$:POPT%=CINT(INSTR("
MmPp",POPT$)/2):IF POPT%
<1 OR POPT%>2 THEN BEEP:
PRINT"Invalid entry. Cho
ose M or P": GOTO 1025
EN 1030 IF POPT%=1 THEN CLS:GOSU
B 1500 'Initialize scr
een or printer
FC 1035 IF POPT%=2 THEN GOSUB 15
00 'Initialize screen
or printer
IH 1040 RETURN
IC 1100 IF ERR=53 THEN PRINT "Fi
le, ";FILE$;"; not found
. Please try again.":BEE
P:RESUME 1012
KN 1110 PRINT "Error # ";ERR;" o
ccurred at line ";ERL
END
NJ 1120 END
FJ 1500 REM *** Subroutine to pr
int header line ***
NG 1510 INIT$=" BYTE # Char
. Int. Sgl. Prec
is. val. Dbl. Preci
s. val."
AC 1520 IF POPT%=1 THEN PRINT IN
IT$:PRINT
GJ 1530 IF POPT%=2 THEN LPRINT I
NIT$:LPRINT
JB 1540 RETURN
ED 2000 REM *** Subroutine to ou
tput values. ***
CB 2010 REM *** This sub outputs
15 lines to the monitor
and 50 lines to the
PL 2020 REM *** printer then ask
s if the user wants to o
utput more data.
JN 2030 IF POPT%=1 THEN PRINT TA
B(5); COUNT; TAB(17); ON
E$;
KL 2040 IF POPT%=2 THEN LPRINT T
AB(5); COUNT; TAB(17); O
NE$;
DP 2050 IF COUNT>1 AND POPT%=1 T

```

```

HEN PRINT TAB(23); INTEG
ER;
ED 2060 IF COUNT>1 AND POPT%=2 T
HEN LPRINT TAB(23); INTE
GER;
KH 2070 IF COUNT>3 AND POPT%=1 T
HEN PRINT TAB(34); SGLPR
E!;
JC 2080 IF COUNT>3 AND POPT%=2 T
HEN LPRINT TAB(34); SGLP
RE!;
QI 2090 IF COUNT>7 AND POPT%=1 T
HEN PRINT TAB(55); DBLPR
E#;
ND 2100 IF COUNT>7 AND POPT%=2 T
HEN LPRINT TAB(55); DBLP
RE#;
EK 2110 IF POPT%=1 THEN PRINT
GB 2120 IF POPT%=2 THEN LPRINT
PH 2130 IF POPT%=1 AND ((COUNT-I
ST+1) MOD 15) =0 THEN GO
SUB 2500
NB 2140 IF POPT%=2 AND ((COUNT-I
ST+1) MOD 50) =0 THEN GO
SUB 2500
JN 2150 RETURN
EL 2500 REM *** Subroutine to qu
ery for more output **
*
HE 2510 LOCATE ,,1:PRINT:PRINT "
Hit A to abort, any othe
r key for more "; 'turn
cursor on
ND 2520 EN$=INKEY$:IF EN$="" GOT
O 2520
DC 2530 IF INSTR("Aa",EN$) > 0 T
HEN RETURN 220
HN 2540 IF POPT%=1 THEN CLS
GE 2550 GOSUB 1500
KI 2560 RETURN

```

Use your Commodore Printer with your PC compatible



Upgraded to an IBM PC™ and want to use your Commodore printer? With our new IBM/CBM INTER-FACE you can use your Commodore compatible printer with your PC compatible. Supports virtually all text applications. Some graphics support of graphics characters and graphics printouts when using Commodore printers which support graphics. Cable, disk, and instructions supplied. Requires DOS 2.0 or up. IBM PC is a TM of IBM Corp.

\$34.95

Call (206) 624-4985 now and order. Visa & Mastercard welcome! Add \$2.00 for shipping & handling.

Omnitronix Inc.

760 Harrison St., Seattle, WA 98109

COMPUTE!

**TOLL FREE
Subscription
Order Line**

1-800-247-5470

In IA 1-800-532-1272

COMPUTE! Disk Subscriptions

COMPUTE! Disks are available for the following computers:

- Apple II series
- Commodore 64 and 128
- Atari 400/800 /XL/XE
- IBM PC and PCjr

Each error-free disk contains all the programs from the previous three issues of *COMPUTE!*. With a disk subscription, you'll receive one disk—for the machine you specify—every three months. To subscribe, call toll free **800-247-5470** (in Iowa 800-532-1272).

LEARN PROGRAMMING



MASTER COMPUTERS IN YOUR OWN HOME

Now you can write programs and get a computer to do just what you want. Get the most out of any computer, and avoid having to pay the high price of pre-packaged software.

LEARN AT YOUR OWN PACE IN YOUR SPARE TIME

Our independent study program allows you to learn about computers, operations, applications and programming in your spare time, at home. Our instructors provide you with one-on-one counseling.

LEARN EVEN BEFORE YOU DECIDE ON A COMPUTER

Everything is explained in simple language. You will enjoy learning to use a computer—EVEN IF YOU DON'T OWN ONE. Learn to program on any personal computer; IBM, APPLE, COMMODORE, TRS, and more.

BE YOUR OWN COMPUTER EXPERT

Programming is the best way to learn to use computers, and we can show you the best—and most economical—way to learn programming! Send today for your free information package. No obligation. No salesman will call.

halix

CENTER FOR COMPUTER EDUCATION

INSTITUTE 154 W vmpc = 226 Los Angeles, CA 90015 3934

HALIX INSTITUTE CENTER FOR COMPUTER EDUCATION DEPT 01-3
1543 W OLYMPIC = 226 LOS ANGELES CA 90015-3894

YES! Send me information on how I can learn about computers and programming at home!

Name _____ Age _____

Address _____

City _____ State _____ Zip _____

DOS Calc

Steve Kelly

This convenient, menu-driven utility for the Commodore 64 includes all the disk functions of the familiar "DOS Wedge" program, plus a powerful scientific calculator. A disk drive is required to use the program's DOS functions.

"DOS Calc" is two programs in one. Not only is it a complete replacement for the "DOS Wedge" program supplied on the 1541 or 1571 *Test/Demo* disk, but it has a built-in scientific calculator. The program is entirely menu-driven and employs easy-to-use, pop-down windows.

DOS Calc is written in machine language, so you must enter it with "MLX," the machine language entry program found elsewhere in this issue. Here are the addresses you need to type and save the program with MLX:

Starting address: 0801
Ending address: 16E8

After you have saved a copy of DOS Calc, it can be loaded and run just like any BASIC program. When you run it, DOS Calc relocates itself to the safe memory area beginning at address 49152, a process that takes only an instant.

Once the READY prompt returns, DOS Calc is ready to use. Like the "DOS Wedge," DOS Calc works only in immediate mode (when you are not running a program). To enter DOS Calc, type @ and press RETURN. DOS Calc displays the main menu window with the following selections:

- A. Exit
- B. Directory
- C. Load
- D. Load relocated
- E. Save
- F. Resave
- G. Bsave
- H. Re-Bsave
- I. Scratch
- J. Rename
- K. Copy
- L. Validate
- M. Initialize
- N. Read error channel
- O. New a disk
- P. Calculator

To select a function from the main menu, simply press the letter shown next to the function you want. For instance, pressing A exits DOS Calc and returns you to BASIC. When you choose any other function, DOS Calc opens a new screen window in which the interaction for that function takes place.

Directory

The directory function (B) is perhaps the most frequently used DOS function. When you press B, DOS Calc opens a window and prompts you to enter a wildcard specification. As a convenience, it prints the asterisk (*) wildcard in the window. If you wish to view all the files on the disk, simply press RETURN. To view only selected files, change the wildcard accordingly.

For example, suppose that you want to see all the files beginning with GAME. Type GAME* and press RETURN. After you enter the wildcard, DOS Calc opens a third window which contains all the requested directory information. To exit this window and return to the main menu, press A. If the disk contains more files than will fit in

the window, you can press B to view the next page of the directory. Press C to enter a new wildcard and begin a new directory search.

File Functions

The next eight DOS functions all concern existing files. They are Load, Load Relocated, Resave, Bsave, Re-Bsave, Scratch, Rename, and Copy. After you select any of these functions from the main menu, DOS Calc asks you to enter the name of the file you wish to manipulate. If you enter a null filename (no name), DOS Calc automatically displays the directory for the current disk. This directory differs from the normal directory display, however, in that each filename is prefaced by a letter. To select a file for the current function, simply press the letter key that appears in front of the filename. If you change your mind and decide not to complete the operation, press A to exit.

For instance, let's try the Resave command, which deletes an existing program from disk and replaces it with the BASIC program currently in memory. When you choose Resave from the main menu, DOS Calc opens a window asking for a filename. If you press RETURN without entering a name, DOS Calc opens a secondary directory window from which you can select the file by pressing a single key. Once this is done, the program completes the resave. You should avoid using any wildcards in the directory function when it appears as part of a Resave or Re-Bsave command.

The Copy and Rename commands require two filenames. The

first name you enter is used as the name of the new file for the Copy command or the new name of the existing file for the Rename command. This name must be typed in (it cannot be derived from the directory). The second name indicates the original file; this name can be taken from the directory.

DOS Calc provides two functions that are not included in the "DOS Wedge" program. The B in Bsave and Re-Bsave stands for binary, indicating a binary file containing machine language, graphics data, or something other than a BASIC program. Since these functions save a designated area of memory, you must supply two addresses: the beginning and ending addresses of the area to be saved.

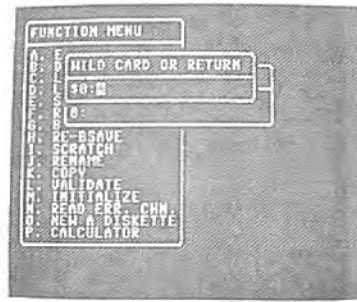
The Validate, Initialize, and Read Error Channel commands require little explanation. Since no information is required for these commands, DOS Calc simply performs them without any introductory prompts. The New command, which formats a disk, requires either one or two items of information. The first item—the disk name—is mandatory. To reformat an already formatted disk, you can supply a new disk name without anything else. To format a disk that has never been used, you must supply a two-character disk ID after the disk name, separating the two items with a comma.

For additional information on DOS operations, refer to the user's manual for your disk drive.

Scientific Calculator

DOS Calc also includes a built-in calculator which is very useful for math, engineering, and various scientific applications. This calculator is different from the familiar pocket calculators used by most people. It uses a notation called *Reverse Polish Notation* (RPN), which allows you to solve complex formulas without parentheses.

When you select the calculator from the main menu, two secondary windows appear on the screen. On the right is the function window, which lists all the calculator functions preceded, as usual, by the letter key which invokes them. To the left is the result window, which is subdivided into three sections.



"DOS Calc" is entirely menu-driven and employs easy-to-use, pop-down windows.

The result area contains either answers from calculations or keyboard input from you. In the middle is the stack display, which holds intermediate results. The bottom area is a message area where the calculator displays error messages such as *Divide by Zero*.

Notation

Before looking at the calculator functions, let's establish some rules for entering numbers. You can enter any number in either standard notation (2534.56 is an example) or in scientific notation (123E34 is an example). Negative numbers are entered somewhat differently than you might expect, since the minus (-) sign is already used to signify subtraction (see below). Use the shifted minus sign (hold down SHIFT and press the minus key) as a substitute. The second trick has to do with the *E* symbol used in scientific notation. This calculator also uses the letter *E* for another function (it causes the stack to wrap down; see below). As a substitute, use the ↑ symbol (the up-arrow key directly to the right of the asterisk). Whenever you enter ↑ as part of a number, DOS Calc puts an *E* in the number you are entering.

Examples

To start with an easy exercise, let's look at how to perform $2 + 5$. In RPN there is no need for an equal sign (=). In this case, you enter both numbers followed by the plus sign (+), which is the operator you wish to use. Press the number 2. DOS Calc prints a 2 in the result window. Now press RETURN. The number 2 shifts to the right and also appears as the top entry in the stack area. Press the number 5. The top

line of the result window now shows that number. Press the plus key. The 2 on the stack is replaced by a 0 and the result line displays a 7. Simple arithmetic operations use the same general procedure. To subtract 2 from 5, you would enter the numbers 5 and 2, followed by the minus key.

More complex equations demonstrate the power of an RPN calculator. Let's solve the equation $2048/(8*4)$. Begin by entering 2048 and pressing RETURN. Now type 8, followed by RETURN, and then a 4. At this point the stack contains all the numbers for the equation, in correct order. Now press the asterisk (*) key to perform multiplication. The result line should display 32. Press the slash (/) to perform division. The calculator displays the final result, which is 64.

Each time you pressed RETURN in this example, the calculator pushed the number from the result line onto the stack. All other numbers were pushed down one location, and the fourth entry on the stack was lost.

There are seven other functions which, like RETURN, have some effect on the calculator's stack. The first is Clear Entry: This function clears the result line and leaves all other entries untouched. The Clear Stack function clears the result line and the entire stack. The next four functions cause the entire stack, including the result line, to *wrap* or *roll* in either direction. A wrap allows either the top or bottom entry to move from top to bottom, or vice versa. A roll causes the top or bottom entry to be lost. The seventh stack function, Exchange, swaps the result line with the top stack entry. This operation is useful if numbers are entered in the wrong order and need to be corrected.

All the remaining functions are standard math operations which operate on the result line. Except for Power and Pi, these functions affect only the result line. The Power function raises the number on the top of the stack to the power specified in the result line; the answer is left on the result line and the stack shifts up one location. The Pi function enters the value of π (3.1415926) in the result line just as if you had typed it from the keyboard.

Using an RPN calculator may seem strange at first, but once you become familiar with its powerful features, you may never want to go back to using a simple pocket calculator.

DOS Calc

Please refer to the "MLX" article in this issue before entering the following program.

```

0801:0B 08 0A 00 9E 32 30 36 2E
0809:31 00 00 00 A0 00 A2 10 0C
0811:A9 00 85 FB A9 C0 85 FC BE
0819:A9 01 85 FD A9 08 85 FE 46
0821:B1 FD 91 FB C8 D0 F9 E6 DF
0829:FE E6 FC CA D0 F2 4C 31 DA
0831:C0 AD 08 03 8D AA C0 AD 84
0839:09 03 8D AB C0 A9 4D 8D CF
0841:08 03 A9 C0 8D 09 03 A9 97
0849:FF 8D 6A C1 60 A5 3A C9 FD
0851:FF F0 03 6C AA C0 AD 00 78
0859:02 C9 40 D0 F6 A9 8E 20 8D
0861:D2 FF A9 13 A0 01 A2 01 90
0869:20 84 C1 A9 AD A0 C0 20 0F
0871:E9 C1 A9 BB A0 C0 38 20 70
0879:FB C1 20 66 C2 A9 00 8D AC
0881:AC C0 8D BD CE A9 20 8D 90
0889:8C CE A9 41 A0 52 20 12 7D
0891:C3 AA BD 4A C1 8D 9F C0 CE
0899:BD 4B C1 8D A0 C0 20 E2 97
08A1:FC 4C 7D C0 20 6C C2 6C A3
08A9:02 A0 00 00 00 46 55 4E F4
08B1:43 54 49 4F 4E 20 4D 45 69
08B9:4E 55 FF 45 58 49 54 00 2B
08C1:44 49 52 45 43 54 4F 52 41
08C9:59 00 4C 4F 41 44 00 4C 6C
08D1:4F 41 44 20 52 45 4C 4F F3
08D9:43 41 54 45 44 00 53 41 C4
08E1:56 45 00 52 45 53 41 56 E3
08E9:45 00 42 53 41 56 45 00 08
08F1:52 45 2D 42 53 41 56 45 D7
08F9:00 53 43 52 41 54 43 48 96
0901:00 52 45 4E 41 4D 45 00 FE
0909:43 4F 50 59 00 56 41 4C 58
0911:49 44 41 54 45 00 49 4E 51
0919:49 54 49 41 4C 49 5A 45 A3
0921:00 52 45 41 44 20 45 52 04
0929:52 2E 20 43 48 4E 2E 00 FF
0931:4E 45 57 20 41 20 44 49 05
0939:53 4B 45 54 54 45 00 43 B0
0941:41 4C 43 55 4C 41 54 4F 24
0949:52 FF A4 C0 3B C9 DD CA AC
0951:DA CA 6D CB 6A CB 64 CB 05
0959:67 CB 63 CC E0 CC DD CC 0E
0961:54 CD 58 CD 60 CD 5A CE B6
0969:2C C5 FF 00 41 00 00 00 0D
0971:00 00 00 00 00 00 00 00 83
0979:00 00 00 0A 0D 0E A0 A8 B6
0981:B0 A4 AC B4 48 8A EE 6A AA
0989:C1 AE 6A C1 9D 72 C1 8D 59
0991:6B C1 98 9D 75 C1 68 9D D7
0999:78 C1 E0 00 D0 26 AD A7 96
09A1:02 8D 70 C1 AD A7 02 8D DF
09A9:6F C1 AD A7 02 8D 71 C1 FE
09B1:38 20 F0 FF 8E 6D C1 8C 40
09B9:6E C1 A9 00 8D A7 02 A9 61
09C1:00 8D A7 02 A9 04 85 FC B1
09C9:AE 6A C1 BD 7E C1 85 FE E6
09D1:20 AC C2 AD 6A C1 D0 05 53
09D9:A9 93 20 D2 FF 20 F9 C2 0E
09E1:A9 00 20 CF C2 20 F6 C2 11
09E9:60 A2 41 8E 6C C1 18 20 A0
09F1:FB C1 A9 02 20 CF C2 20 AD
09F9:F6 C2 60 85 FB 84 FC A9 32
0A01:18 90 02 A9 38 8D 15 C2 05
0A09:A9 62 20 D2 FF AC 6A C1 05
0A11:BE 78 C1 CA CA 18 90 16 75
0A19:AD 6C C1 20 D2 FF A9 2E 71

```

```

0A21:20 D2 FF A9 20 20 D2 FF BB
0A29:EE 6C C1 CA CA CA A0 00 77
0A31:B1 FB F0 07 C9 FF F0 03 DE
0A39:C8 D0 02 A9 20 20 D2 FF E7
0A41:CA D0 ED B1 FB 85 FD 84 3E
0A49:FE A9 62 20 D2 FF 20 F6 63
0A51:C2 A5 FD D0 10 E6 FE 18 2F
0A59:A5 FB 65 FE 85 FB 90 02 1B
0A61:E6 FC 4C 08 C2 60 A9 04 21
0A69:20 CF C2 60 AE 6A C1 BD 40
0A71:7E C1 85 FC A9 04 85 FE 1D
0A79:20 AC C2 CE 6A C1 AE 6A 30
0A81:C1 E0 FF F0 0A BD 72 C1 AB
0A89:8D 6B C1 20 F9 C2 60 AD C2
0A91:6F C1 8D A7 02 AD 70 C1 63
0A99:8D A7 02 AD 71 C1 8D A7 CE
0AA1:02 AE 6D C1 AC 6E C1 18 E6
0AA9:20 F0 FF 60 A5 01 29 FE 92
0AB1:85 01 A0 00 84 FB 84 FD F7
0AB9:A2 04 B1 FB 91 FD C8 D0 FC
0AC1:F9 E6 FC E6 FE CA D0 F2 52
0AC9:A5 01 09 01 85 01 60 48 5B
0AD1:AA BD F0 C2 20 D2 FF AC ED
0AD9:6A C1 BE 78 C1 CA CA A9 6B
0AE1:60 20 D2 FF CA D0 FB 68 7C
0AE9:AA BD F1 C2 20 D2 FF 60 D9
0AF1:75 69 AB B3 6A 6B EE 6B 16
0AF9:C1 AE 6A C1 6D 7B C1 8D F0
0B01:A7 02 BC 75 C1 AE 6B C1 BB
0B09:18 20 F0 FF 60 A9 41 AC 2A
0B11:6C C1 85 FB 84 FC 20 E4 7B
0B19:FF C9 00 F0 F9 C5 FB 90 20
0B21:F5 C5 FC B0 F1 38 E5 FB 86
0B29:0A 60 48 A9 8F 85 FB A9 34
0B31:CE 85 FC 68 85 FD 18 20 AA
0B39:F0 FF A9 00 85 FE A5 C6 37
0B41:85 CC F0 FA 78 A5 CF F0 06
0B49:0C A5 CE AE 87 02 A0 00 19
0B51:84 CF 20 13 EA 58 20 E4 B0
0B59:FF C9 14 F0 21 C9 0D F0 AE
0B61:39 C9 20 90 D9 C9 60 B0 FA
0B69:15 A6 FD E4 FE F0 CF AC 2A
0B71:BD CE 91 FB 20 D2 FF E6 3F
0B79:FE EE BD CE D0 C0 A4 FE 41
0B81:F0 BC C6 FE CE BD CE 88 9B
0B89:A9 9D 20 D2 FF A9 20 20 14
0B91:D2 FF A9 9D 20 D2 FF 4C B8
0B99:3E C3 A6 FE AC BD CE F0 6F
0BA1:0C A9 20 88 D1 FB D0 04 D8
0BA9:88 CA D0 F8 C8 8C BD CE 23
0BB1:8A 60 46 55 4E 43 54 49 B4
0BB9:4F 4E 53 3A FF 45 58 49 28
0BC1:54 00 43 4C 45 41 52 20 23
0BC9:45 4E 54 52 59 00 43 4C 63
0BD1:45 41 52 20 53 54 41 43 D8
0BD9:4B 00 57 52 41 50 20 55 86
0BE1:50 00 57 52 41 50 20 44 FF
0BE9:4F 57 4E 00 52 4F 4C 4C FB
0BF1:20 55 50 00 52 4F 4C 4C 2C
0BF9:20 44 4F 57 4E 00 45 58 E5
0C01:43 48 41 4E 47 45 00 43 6C
0C09:48 41 4E 47 45 20 53 49 6E
0C11:47 4E 00 49 4E 54 45 47 8A
0C19:45 52 00 53 51 55 41 52 52
0C21:45 20 52 4F 4F 54 00 50 3F
0C29:4F 57 45 52 00 50 49 00 60
0C31:53 49 4E 45 00 43 4F 53 62
0C39:49 4E 45 00 54 41 4E 47 BD
0C41:45 4E 54 00 41 52 43 54 48
0C49:41 4E 47 45 4E 54 00 44 DA
0C51:45 47 2D 3E 52 41 44 00 87
0C59:52 41 44 2D 3E 44 45 47 1B
0C61:00 4C 4F 2F 45 00 45 BE
0C69:58 50 2F 45 FF 53 54 41 33
0C71:43 4B 3A 00 00 00 00 00 45
0C79:00 00 00 00 FF 52 45 53 B8
0C81:55 4C 54 3A 00 00 00 FF 85
0C89:4D 45 53 53 41 47 45 53 3E
0C91:3A FF 49 4C 4C 45 47 41 FB
0C99:4C 20 51 55 41 4E 54 49 94
0CA1:54 59 FF 4F 56 45 52 46 E1
0CA9:4C 4F 57 FF 44 49 56 49 E3

```

```

0CB1:53 49 4F 4E 20 42 59 20 71
0CB9:5A 45 52 4F FF 55 4E 4B CC
0CC1:4E 4F 57 4E FF 00 00 00 A4
0CC9:00 00 00 00 00 00 00 00 E1
0CD1:00 00 00 00 00 00 00 00 E9
0CD9:00 00 00 00 00 00 41 42 B6
0CE1:43 44 45 46 47 48 49 4A F1
0CE9:4B 4C 4D 4E 4F 50 51 52 F9
0CF1:53 54 55 2B 2D 2A 2F 0D A3
0CF9:AE C6 BF C6 2B C6 EC C6 1A
0D01:F8 C6 04 C7 D0 C7 3C C7 A6
0D09:53 C7 5B C7 60 C7 65 C7 5B
0D11:77 C7 88 C7 8D C7 92 C7 DE
0D19:97 C7 9C C7 81 C7 BA C7 EA
0D21:BF C7 7E C6 8A C6 96 C6 AC
0D29:A2 C6 70 C6 A9 12 A0 15 AC
0D31:A2 00 20 84 C1 A9 B2 A0 A3
0D39:C3 20 E9 C1 A9 BD A0 C3 DF
0D41:38 20 FB C1 20 66 C2 A9 E4
0D49:13 A0 01 A2 00 20 84 C1 AA
0D51:A9 7D A0 C4 20 E9 C1 A9 D5
0D59:6D A0 C4 18 20 FB C1 A9 8A
0D61:02 20 CF C2 20 F6 C2 A9 B6
0D69:8A A0 C4 18 20 FB C1 A9 28
0D71:7A A0 C4 18 20 FB C1 20 9F
0D79:66 C2 AD 00 03 48 AD 01 C2
0D81:03 48 A9 78 8D 00 03 A9 08
0D89:C8 8D 01 03 20 DB C6 20 D9
0D91:F1 C7 A9 00 A0 DE 20 12 9E
0D99:C3 6A 48 A9 13 8D 6B C1 3B
0DA1:20 F9 C2 A9 87 A0 C4 18 9D
0DA9:20 FB C1 68 C9 30 90 07 C8
0DB1:C9 3A B0 03 4C 25 C6 C9 D3
0DB9:5E D0 04 A9 45 D0 F5 C9 75
0DC1:DD D0 04 A9 2D D0 ED C9 6C
0DC9:2E F0 E9 C9 14 D0 03 C4 47
0DD1:60 C6 A0 00 A2 1A D9 DE F1
0DD9:C4 F0 06 C8 CA D0 F7 F0 5A
0DE1:B1 C0 0C F0 05 A9 00 8D F1
0DE9:7D C6 98 48 20 D4 C7 68 58
0DF1:0A AA BD F8 C4 8D 08 C6 36
0DF9:BD F9 C4 8D 09 C6 20 C4 4B
0E01:C7 BA CA 8A 8E 7A C8 20 C5
0E09:07 C6 B0 03 20 CC C7 4C B0
0E11:8F C5 20 20 20 20 20 20 4E
0E19:20 20 20 20 20 20 20 20 35
0E21:20 30 FF 00 00 48 AD 24 F9
0E29:C6 D0 0B AD 7D C6 D0 06 C7
0E31:20 20 C7 20 00 C8 68 8D E1
0E39:24 C6 AC 23 C6 C0 10 F0 2B
0E41:1C 99 12 C6 C8 8C 23 C6 06
0E49:A9 FF 99 12 C6 A9 03 8D FE
0E51:6B C1 20 F9 C2 A9 12 A0 B8
0E59:C6 18 20 FB C1 4C 92 C5 CC
0E61:AC 23 C6 F0 F8 88 A9 FF C1
0E69:99 12 C6 8C 23 C6 D0 2C 2C
0E71:20 20 C7 20 CC C7 A9 01 7A
0E79:8D 7D C6 38 60 00 20 04 5F
0E81:C7 A0 C4 A9 C5 20 67 B8 13
0E89:18 60 20 04 C7 A0 C4 A9 02
0E91:C5 20 50 B8 18 60 20 04 B4
0E99:C7 A0 C4 A9 C5 20 28 BA AE
0EA1:18 60 20 04 C7 A0 C4 A9 1A
0EA9:C5 20 0F BB 18 60 20 6C 3D
0EB1:C2 20 6C 62 68 68 68 8D 34
0EB9:01 03 68 8D 00 03 60 20 E9
0ECL:2E C7 A9 FF 8D 7D C6 A9 B5
0EC9:30 8D 12 C6 A9 FF 8D 13 8B
0ED1:C6 A9 00 8D 23 C6 8D 24 08
0ED9:C6 38 60 A2 19 A0 00 94 81
0EE1:99 C5 C4 C8 CA D0 F9 20 0F
0EE9:C7 C6 38 60 20 04 C7 A2 EB
0EF1:D9 A0 C4 20 D4 BB 38 60 24
0EF9:A9 D9 A0 C4 20 A2 BB 20 E4
0F01:20 C7 18 60 A2 14 A0 00 D0
0F09:B9 CA C4 99 C5 C4 C8 CA 86
0F11:D0 F6 A9 00 A8 A2 05 99 FD
0F19:D9 C4 C8 CA D0 F9 38 60 5A
0F21:AC 14 A0 13 B9 C5 C4 99 E2
0F29:CA C4 88 CA D0 F6 A9 00 51
0F31:A8 A2 05 99 C5 C4 C8 CA 24
0F39:D0 F9 38 60 A2 05 A0 00 B5

```

0F41:B9	CA	C4	99	C5	C4	C8	CA	BE	11D1:A0	C8	20	E9	C1	A9	07	A0	7C	1461:30	3A	FF	A9	18	A0	06	A2	BC	
0F49:D0	F6	A2	CA	A0	C4	20	D4	BB	11D9:C9	38	20	FB	C1	A9	11	8D	17	1469:05	20	84	C1	A9	52	A0	CC	6D	
0F51:BB	38	60	A5	66	49	FF	85	9F	11E1:39	C9	A2	01	20	C6	FF	A2	36	1471:20	E9	C1	A9	5A	A0	CC	18	FD	
0F59:66	18	60	20	CC	BC	18	60	9A	11E9:04	A8	20	CF	FF	CA	D0	F9	FF	1479:20	FB	C1	20	66	C2	A9	53	CF	
0F61:20	71	BF	18	60	A0	C4	A9	1E	11F1:20	B3	CA	20	CF	FF	C9	00	7E	1481:8D	8C	CE	A2	09	A0	0A	A9	20	
0F69:CA	20	8C	BA	20	C4	C7	20	F5	11F9:F0	06	99	E5	C8	C8	D0	F3	A6	1489:10	20	2A	C3	F0	07	20	BE	E5	
0F71:7B	BF	20	04	C7	18	60	A0	81	1201:20	CC	FF	AD	EA	C8	C9	22	73	1491:CE	20	6C	C2	60	20	9C	CC	6C	
0F79:AE	A9	A8	20	A2	BB	AD	7D	4D	1209:D0	41	A9	E5	A0	C8	38	20	32	1499:90	F4	B0	F5	EE	AC	C0	20	88	
0F81:C6	D0	03	20	C7	18	60	4A		1211:FB	C1	CE	39	C9	D0	CB	20	5A	14A1:3B	C9	08	A9	09	8D	6B	C1	8C	
0F89:20	6B	E2	18	60	20	64	E2	9F	1219:66	C2	20	0D	C3	C9	02	D0	10	14A9:20	F9	C2	A9	8C	A0	CE	18	EF	
0F91:18	60	20	B4	E2	18	60	20	7B	1221:0B	AD	3A	C9	D0	F4	20	6C	21	14B1:20	FB	C1	A9	00	8D	AC	C0	0C	
0F99:0E	E3	18	60	A0	C7	A9	AC	E4	1229:C2	4C	C5	C9	48	A9	01	20	22	14B9:28	60	43	4F	50	59	20	4F	E2	
0FA1:20	E2	BB	A0	C4	A9	C5	20	72	1231:C3	FF	68	C9	04	D0	06	20	70	14C1:52	20	52	45	4E	41	4D	45	11	
0FA9:0F	AB	18	60	86	65	2E	E0	4E	1239:6C	C2	4C	41	C9	48	20	8A	1C	14C9:FF	4E	45	57	20	4E	41	4D	AD	
0FB1:D4	A0	C7	A9	AC	20	28	BA	E6	1241:CD	68	AE	AC	C0	D0	17	20	9E	14D1:45	00	00	4F	4C	44	20	4E	93	
0FB9:18	60	20	EA	B9	18	60	20	BD	1249:6C	C2	60	EE	3A	C9	A9	E5	81	14D9:41	4D	45	00	FF	A9	43	2C	F7	
0FC1:ED	BF	18	60	A0	C4	A9	C5	01	1251:A0	C8	18	20	FE	FB	C1	A9	01	14E1:A9	A9	52	8D	8C	FE	A9	13	A0	D1
0FC9:20	A2	BB	60	A2	C5	A0	C4	50	1259:20	C3	FF	4C	17	CA	C9	00	BA	14E9:09	A2	05	20	84	C1	A9	BA	1B	
0FD1:20	D4	BB	60	AD	24	C6	F0	2F	1261:D0	05	20	6C	C2	38	60	4A	FB	14F1:A0	CC	20	E9	C1	A9	C9	A0	29	
0FD9:17	A9	12	85	7A	A9	C6	85	16	1269:18	69	04	AA	A0	0C	20	F0	85	14F9:CC	18	20	FB	C1	20	66	C2	70	
0FE1:7B	20	79	00	20	F3	BC	20	5F	1271:FF	A9	03	A2	03	A0	FF	20	45	1501:A2	09	A0	0A	A9	10	20	2A	6B	
0FE9:1B	BC	20	CC	C7	20	C7	C6	AA	1279:BA	FF	A9	00	20	BD	FF	20	48	1509:C3	F0	19	AC	BD	CE	A9	3D	F8	
0FF1:60	A9	03	8D	6B	C1	20	F9	80	1281:C0	FF	A2	03	20	C6	FF	A2	49	1511:99	8F	CE	EE	BD	CE	A2	0B	2E	
0FF9:20	A0	C4	A9	C5	20	2E	C8	8A	1289:10	AC	BD	CE	20	CF	FF	99	5F	1519:A0	0A	A9	10	20	2A	C3	F0	6E	
1001:A9	08	8D	6B	C1	20	F9	C2	A5	1291:8F	CE	C9	22	F0	04	C8	CA	80	1521:07	20	BE	CE	20	6C	C2	60	34	
1009:A0	C4	A9	C4	20	2E	C8	20	F7	1299:D0	F2	8C	BD	CE	A9	FF	99	07	1529:AD	BD	CE	8D	44	CD	EE	AC	37	
1011:F6	C2	A0	C4	A9	CF	20	2E	B8	12A1:8F	C2	20	CC	FE	A9	03	20	DE	1531:C0	20	3B	C9	B0	EE	A9	0B	67	
1019:C8	20	F6	C2	A0	C4	A9	D4	F0	12A9:C3	FF	20	6C	C2	A9	00	85	BC	1539:8D	6B	C1	20	F9	C2	A9	8F	FC	
1021:20	2E	C8	20	F6	C2	A0	C4	C0	12B1:D4	18	60	20	91	B3	20	DD	CD	1541:A0	CE	18	69	00	90	01	C8	16	
1029:A9	D9	20	2E	C8	60	20	A2	67	12B9:BD	A0	00	B9	01	01	F0	06	74	1549:18	20	FB	C1	A9	00	8D	AC	38	
1031:BB	20	DD	BD	20	59	C8	A0	26	12C1:99	E5	C8	C8	D0	F5	A9	20	A3	1551:C0	4C	21	CD	A9	56	D0	02	3A	
1039:00	B9	00	01	F0	03	C8	D0	CD	12C9:99	E5	C8	C8	60	4C	4F	41	ED	1559:A9	49	8D	8C	CE	4C	BE	CE	19	
1041:F8	A2	0F	88	B9	00	01	9D	5E	12D1:44	FF	4E	41	2D	45	00	30	A5	1561:20	79	CD	20	9D	CD	00	20	A1	
1049:67	C8	CA	88	C0	FF	D0	F4	CD	12D9:3A	FF	A9	01	2C	A9	00	8D	F5	1569:CE	CD	20	8A	CD	28	60	20	0B	
1051:A9	67	A0	C8	18	20	FB	C1	BB	12E1:0D	CB	A9	18	A0	06	A2	05	9D	1571:90	CD	90	04	20	CE	CD	38	B9	
1059:60	A9	20	A0	00	A2	10	99	66	12E9:20	84	C1	A9	CD	A0	CA	20	B8	1579:60	A9	0F	A2	08	AB	20	BA	28	
1061:67	C8	C8	CA	D0	F9	60	20	7C	12F1:E9	C1	A9	D2	A0	CA	18	20	5E	1581:FF	A9	00	20	BD	FF	20	C0	07	
1069:20	20	20	20	20	20	20	20	89	12F9:FB	C1	20	66	C2	A2	09	A0	4A	1589:FF	60	A9	0F	20	C3	FF	60	62	
1071:20	20	20	20	20	20	20	39	FF	1301:09	A9	10	20	2A	C3	F0	31	8D	1591:A2	0F	20	C6	FF	B0	27	A0	F2	
1079:8A	A2	00	9A	48	A9	13	8D	CD	1309:A9	01	A2	08	A0	00	20	BA	19	1599:00	20	CF	FF	C9	D0	F0	06	30	
1081:6B	C1	20	F9	C2	68	C9	0E	C4	1311:FF	AD	BD	CE	A2	8F	A0	CE	AA	15A1:99	15	CE	C8	D0	F3	A9	FF	ED	
1089:D0	09	A9	92	A0	C4	18	20	1B	1319:20	BD	FF	A9	00	85	9D	A6	51	15A9:99	15	CE	20	CC	FF	A9	30	AB	
1091:FB	C1	60	C9	20	F0	09	A9	A0	1321:2B	A4	2C	20	D5	FF	86	2D	76	15B1:CD	15	CE	D0	07	CD	16	CE	59	
1099:A3	A0	C4	18	20	FB	C1	60	A2	1329:8A	2E	20	60	CD	90	06	20	04	15B9:D0	02	18	60	38	60	A0	00	5A	
10A1:C9	14	D0	09	A9	AC	A0	C4	5C	1331:6C	C2	4C	44	A6	20	6C	C2	5D	15C1:A2	00	BD	B9	32	CE	99	15	CE	B0
10A9:18	20	FB	C1	60	A9	BD	A0	3F	1339:60	20	9C	CC	90	CA	B0	F5	FE	15C9:C8	CA	D0	F6	F0	EE	A9	1E	49	
10B1:C4	18	20	FB	C1	60	57	49	85	1341:28	52	45	29	20	28	42	29	9A	15D1:A0	05	A2	0C	20	84	C1	A9	E2	
10B9:4C	44	20	43	41	52	44	20	45	1349:20	53	41	56	45	FF	4E	41	E9	15D9:F4	A0	CD	20	E9	C1	A9	15	21	
10C1:4F	52	20	52	45	54	55	52	BF	1351:4D	45	00	30	3A	FF	00	53	97	15E1:A0	CE	18	20	FB	C1	20	66	A2	
10C9:4E	FF	20	20	20	20	20	20	F8	1359:54	41	52	54	3A	00	00	45	A0	15E9:C2	A9	00	A0	FE	20	12	C3	4A	
10D1:20	20	20	20	20	20	20	20	F1	1361:4E	44	3A	FF	A9	40	2C	A9	57	15F1:20	6C	C2	60	44	49	53	4B	DE	
10D9:20	20	20	20	20	20	20	20	F9	1369:C0	2C	A9	80	2C	A9	00	85	C5	15F9:20	45	52	52	4F	52	20	44	3D	
10E1:20	20	20	20	20	20	20	20	01	1371:02	A9	18	A0	06	A2	05	20	F4	1601:49	53	50	4C	41	59	00	50	35	
10E9:20	20	20	20	20	20	20	20	0A	1379:84	C1	A9	40	A0	CB	20	E9	E9	1609:52	45	53	53	20	41	4E	59	4B	
10F1:20	20	20	20	20	20	20	20	12	1381:C1	A9	4E	A0	CB	18	20	FB	C1	1611:20	4B	45	59	FF	20	20	20	3F	
10F9:20	20	20	20	20	20	20	20	1A	1389:C1	24	02	50	08	A9	56	A0	13	1619:20	20	20	20	20	20	20	20	45	
1101:20	20	20	20	20	20	20	20	08	1391:C1	18	20	FB	C1	20	66	C2	85	1621:20	20	20	20	20	20	20	20	4D	
1109:58	49	54	00	4E	45	58	54	C0	1399:A2	09	A0	09	A9	10	20	2A	EF	1629:20	20	20	20	20	20	20	20	55	
1111:20	50	41	47	45	00	4E	45	FF	13A1:C3	D0	06	24	02	30	66	10	8E	1631:20	FF	44	45	56	49	43	45	ED	
1119:57	20	53	45	41	52	43	48	CF	13A9:60	24	02	10	0B	EE	AC	C0	78	1639:20	45	52	52	4F	52	FF	4E	48	
1121:FF	24	30	3A	2A	20	20	20	2B	13B1:A9	53	8D	8C	CE	20	BE	CE	3F	1641:45	57	20	41	20	44	49	53	FB	
1129:20	20	20	20	20	20	20	20	28	13B9:AD	BD	CE	A2	8F	A0	CE	20	E6	1649:4B	45	54	54	45	FF	4E	41	44	
1131:20	20	20	20	20	20	20	20	F1	13C1:BD	FF	24	02	50														

Diskcheck: Apple Sector Editor For DOS 3.3

Steve Meyles

A disk editor is useful for learning about disk organization and many other tasks. This program, recommended for intermediate and advanced programmers, provides all the basic functions you need to examine and edit the contents of an Apple DOS 3.3 disk. A disk drive is required.

Have you ever needed to repair a garbled Apple II disk? Without a good disk-editor program, the task can become a nightmare. "Diskcheck" allows you to examine and modify the contents of any sector on an Apple II disk formatted with DOS 3.3. If you're just learning about how DOS 3.3 disks are organized, the program is an invaluable educational tool. Other important uses include repairing damaged disk data and concealing files from unauthorized users.

Since this program is written in machine language, you must type it in with "MLX," the machine language entry program published elsewhere in this issue. Here are the starting and ending addresses for MLX:

Starting address: 1000
Ending address: 197A

After you type in and save the program, run it with BRUN. The photograph illustrates the Diskcheck work screen. The central area of the screen displays the contents of one disk sector. The rest of the screen contains prompts and other information.

One-Key Operation

Diskcheck offers several different functions; each of them is invoked by pressing a single key. The simplest commands are Q, which exits



"Diskcheck" provides several different functions for examining and editing the contents of Apple II disks.

the program, and C, which clears the screen and displays a catalog of the current disk. Press Return when you have finished looking at the catalog display.

Each byte in the current sector is displayed as a two-digit hexadecimal value. The inverse (reverse) cursor marks your position in the byte display. Use the I, J, K, and M keys to move the cursor up, left, right, and down, respectively. The current track and sector are displayed at the bottom of the byte display area.

The Read command (R) lets you read and display the contents of any sector on the disk. After you press R, the inverse cursor moves to the track and sector area below the byte field. To choose a new track, enter a two-digit hexadecimal value and press Return. The program then moves the cursor to the sector display and waits for you to enter a new sector value. After you press Return, the new sector is read from disk and shown on the screen.

For instance, sector \$0F of track \$11 contains directory information. To view this, enter 11 for the track and 0F for the sector.

Diskcheck reads the first sector of the directory and displays it on the screen.

The plus (+) and minus (-) keys allow you to move forward and backward through the disk without having to enter new track and sector values for each sector. The plus key reads the next sector and the minus key backs up to read the previous sector.

The Write command (W) writes the current sector back to disk. This is normally done after you have made some changes to the sector's contents.

The Fill command (F) fills all or part of the sector with the specified byte value. This function operates from the current cursor position to the end of the sector, so you should position the cursor at the desired byte before selecting the function. After you press F, Diskcheck asks you to enter the byte value and press Return. The designated area is then filled with that value.

Editing

The Text (T) and Hex (H) functions are used to edit the current sector. In Hex mode, you can change a byte by entering a new two-digit hexadecimal value. Text mode is useful in cases where you need to enter a number of ASCII characters. When you press T, Diskcheck asks you to choose between flashing, inverse, and normal characters. After you respond to this prompt, you can enter new values simply by pressing one key for each byte. To exit editing mode, press Return.

If you're not familiar with Apple DOS 3.3, it's best to practice on an unimportant disk rather than one which contains important

information. A disk editor is a very powerful tool; in the worst case, you might scramble an entire disk by changing only a few bytes.

Note that this program is designed for use with normal DOS 3.3 disks. (Don't try to edit ProDOS disks with this program.) If a disk has been specially formatted with extra sectors, those sectors may not be accessible to Diskcheck. Similarly, you may get peculiar results if you try to edit a commercially copy-protected disk which contains deliberate errors or nonconventional file structures.

Diskcheck

Please refer to the "MLX" article in this issue before entering the following program.

START ADDRESS: 1000
END ADDRESS: 197A

```

1000: A9 00 8D 03 03 8D 04 03 30
1008: 8D 05 03 8D 06 03 8D 0A CA
1010: 03 8D 08 03 20 2D 13 20 A2
1018: 3D 11 20 48 12 A9 1D 8D A2
1020: 08 03 A9 10 8D 09 03 A9 7B
1028: 13 20 5B FB A9 25 85 24 16
1030: 20 BE 18 20 38 15 C9 D2 91
1038: D0 09 20 72 16 20 2D 13 CC
1040: 4C 1A 10 C9 D7 D0 0C 20 E5
1048: DD 18 20 72 16 20 65 13 97
1050: 4C 1A 10 C9 C3 D0 06 20 49
1058: 88 13 4C 1A 10 C9 C9 D0 88
1060: 06 20 8C 15 4C 1A 10 C9 23
1068: CD D0 06 20 AE 15 4C 1A E2
1070: 10 C9 CB D0 06 20 DE 15 15
1078: 4C 1A 10 C9 CA D0 06 20 A9
1080: FF 15 4C 1A 10 C9 AB D0 E0
1088: 11 20 41 19 20 22 16 A9 52
1090: 00 8D 05 03 8D 06 03 4C 8B
1098: 1A 10 C9 AD D0 11 20 41 2A
10A0: 19 20 4C 16 A9 00 8D 05 AD
10A8: 03 8D 06 03 4C 1A 10 C9 53
10B0: C8 D0 06 20 8B 16 4C 1A FC
10B8: 10 C9 D4 D0 06 20 66 17 8F
10C0: 4C 1D 10 C9 C6 D0 06 20 92
10C8: 19 19 4C 1A 10 C9 D1 F0 23
10D0: 03 4C 1A 10 A9 00 85 22 44
10D8: A9 18 85 23 20 5B FC 20 33
10E0: 5C 15 C7 CF CF C4 C2 D9 5B
10E8: C5 A0 AD A0 D9 CF D5 A0 2E
10F0: C3 C1 CE A0 D2 C5 C5 CE 4F
10F8: D4 C5 D2 A0 D4 C8 D2 CF 98
1100: D5 C7 C8 A0 C1 8D B1 B0 7A
1108: B0 B0 C7 A0 C6 D2 CF CD A0
1110: A0 D4 C8 C5 A0 CD CF CE D7
1118: C9 D4 CF D2 A0 CF D2 A0 06
1120: C1 A0 C3 C1 CC CC A0 B4 6F
1128: B0 B9 B6 8D C6 D2 CF CD AF
1130: A0 C2 C1 D3 C9 C3 8D 8D CE
1138: 8D 00 4C D0 03 20 5B FC FD
1140: 20 5C 15 04 09 13 0B 03 1A
1148: 08 05 03 0B 20 13 05 03 1B
1150: 14 0F 12 20 05 04 09 14 E2
1158: 0F 12 20 02 19 20 13 14 2E
1160: 05 16 05 20 0D 05 19 0C E7
1168: 05 13 8D 2D 2D 2D 2D FB
1170: 2D 2D 2D 2D 2D 2D 2D 92
1178: 2D 2D 2D 2D 2D 2D 2D 9A
1180: 2D 2D 2D 2D 2D 2D 2D A2
1188: 2D 2D 2D 2D 2D 2D 2D AA
1190: 2D 2D 8D 00 A9 14 20 5B 7F
1198: FB 20 5C 15 2D 2D 2D 43
11A0: 2D 2D 2D 2D 2D 2D C2

```

```

11A8: 2D 2D 2D 03 0F 0D 0D 01 4A
11B0: 0E 04 13 2D 2D 2D 2D B5
11B8: 2D 2D 2D 2D 2D 2D 2D DA
11C0: 2D 2D 2D 8D 28 12 29 05 24
11C8: 01 04 20 01 20 13 05 03 DA
11D0: 14 0F 12 20 28 17 29 12 07
11D8: 09 14 05 20 01 20 13 05 DA
11E0: 03 14 0F 12 20 28 11 29 79
11E8: 15 09 14 8D 20 20 20 15
11F0: 28 14 29 05 18 14 20 20 13
11F8: 28 08 29 05 18 20 20 28 50
1200: 28 29 20 20 28 2D 29 20 72
1208: 20 28 06 29 09 0C 20 4A
1210: 20 20 20 8D 20 20 20 08
1218: 20 28 03 29 01 14 01 0C AF
1220: 0F 07 20 20 20 28 09 2C 73
1228: 0A 2C 0B 2C 0D 29 0D 0F B4
1230: 16 05 0D 05 0E 14 20 20 B3
1238: 20 20 20 00 A9 02 85 22 FA
1240: A9 14 85 23 20 5B FC 60 DD
1248: AD 55 C0 20 5B FC A9 00 BC
1250: 8D 01 03 AD 06 03 8D 02 10
1258: 03 AE 02 03 20 44 F9 20 40
1260: 5C 15 A0 BA A0 00 A0 00 FD
1268: 98 18 6D 02 03 AA BD 00 EA
1270: 1F AA 20 44 F9 A9 A0 20 EE
1278: F0 FD C8 C0 08 D0 E9 20 31
1280: 5C 15 A0 A0 00 A0 00 98 51
1288: 18 6D 02 03 AA BD 00 1F EF
1290: C9 80 90 06 C9 A0 B0 02 60
1298: 29 7F 20 F0 FD C8 00 08 E0
12A0: D0 E5 A9 8D 20 ED FD 98 02
12A8: 18 6D 02 03 8D 02 03 EE 0E
12B0: 01 03 AD 01 03 C9 10 D0 0C
12B8: A0 AD 02 03 8D 07 03 20 B7
12C0: 5C 15 8D D4 D2 C1 C3 CB 48
12C8: A0 BA A0 00 AE 03 03 20 A7
12D0: 44 F9 20 5C 15 A0 A0 A0 6C
12D8: D3 C5 C3 D4 CF D2 A0 BA E3
12E0: A0 00 AE 04 03 20 44 F9 86
12E8: 20 5C 15 A0 A0 A0 C3 BF BF
12F0: CD C0 C1 CE C4 A0 AD BE 57
12F8: 00 20 03 13 20 4E 19 AD D0
1300: 54 C0 60 AD 05 03 38 ED F9
1308: 06 03 8D 02 03 4A 4A 4A E3
1310: 18 69 02 20 5B FB AD 02 07
1318: 03 29 07 8D 02 03 0A 6D 61
1320: 02 03 69 05 85 24 AC 05 A0
1328: 03 B9 00 1F 60 AD 03 03 F2
1330: 8D 54 13 AD 04 03 8D 55 0C
1338: 13 A9 01 8D 5C 13 A9 13 E0
1340: A0 50 20 D9 03 AD 5D 13 09
1348: 20 4E 14 A9 00 85 48 60 36
1350: 01 60 01 00 00 00 61 13 05
1358: 00 1F 00 00 01 00 00 60 AE
1360: 01 00 01 EF D8 AD 03 03 AC
1368: 8D 54 13 AD 04 03 8D 55 44
1370: 13 A9 02 8D 5C 13 A9 13 39
1378: A0 50 20 D9 03 AD 5D 13 41
1380: 20 4E 14 A9 00 85 48 60 6E
1388: 20 DC 03 85 FD 04 FC 20 CA
1390: 5B FC A0 00 B9 AB 13 91 5E
1398: FC C8 C0 12 D0 F6 20 D6 22
13A0: 03 20 15 14 20 38 15 60 A0
13A8: 06 00 00 00 00 01 06 00 E1
13B0: 00 00 00 00 00 93 00 00 25
13B8: 00 00 85 FE 20 4E 19 A9 95
13C0: 88 20 ED FD 20 ED FD 2C B1
13C8: 00 C0 10 FB AD 00 C0 2C FB
13D0: 1E C0 C9 8D 00 0F A6 FE 50
13D8: 20 44 F9 A9 A0 20 F0 FD 5F
13E0: A5 FE A2 00 60 C9 A0 D0 2A
13E8: 0F A6 FE 20 44 F9 A9 A0 20
13F0: 20 F0 FD A5 FE A2 01 60 62
13F8: 49 B0 C9 0A 90 08 69 8B C9
1400: C9 FA 90 C3 29 0F 48 A5 D5
1408: FE 0A 0A 0A 0A 85 FE 60 E0
1410: 05 FE 4C BA 13 A0 0A B1 90
1418: FC C9 00 D0 01 60 20 5B 60
1420: FC 20 5C 15 87 49 6F 4F 38
1428: 60 45 52 52 4F 52 8D 8D AD
1430: C8 C9 D4 A0 C1 CE D9 A0 71
1438: CB C5 D9 A0 D4 CF A0 C3 E7
1440: CF CE D4 C9 CE D5 C5 00 94

```

```

1448: 20 38 15 68 68 60 B0 01 DE
1450: 60 8D 00 03 AD 0A 03 8D 65
1458: 03 03 AD 08 03 8D 04 03 82
1460: A9 87 20 ED FD 20 5B FC 40
1468: AD 00 03 C9 10 D0 39 20 8A
1470: 5C 15 44 49 53 4B 60 49 FA
1478: 53 60 57 52 49 54 45 60 F8
1480: 50 52 4F 54 45 43 54 45 89
1488: 44 61 8D 8D C8 C9 D4 A0 6D
1490: C1 CE D9 A0 CB C5 D9 A0 5C
1498: D4 CF A0 C3 CF CE D4 C9 9C
14A0: CE D5 C5 00 20 38 15 60 CA
14A8: C9 A0 D0 60 20 5C 15 44 C6
14B0: 52 49 56 45 60 45 52 52 82
14B8: 4F 52 6C 60 43 41 4E 67 D3
14C0: 54 60 52 45 41 44 6F 57 1B
14C8: 52 49 54 45 8D A0 A0 01 C
14D0: A0 A0 A0 A0 A0 A0 A0 F8
14D8: A0 A0 A0 A0 A0 A0 A0 01
14E0: A0 A0 54 52 41 43 4B 6F 4E
14E8: 53 45 43 54 4F 52 8D 8D 26
14F0: C8 C9 D4 A0 C1 CE D9 A0 32
14F8: CB C5 D9 A0 D4 CF A0 C3 AB
1500: CF CE D4 C9 CE D5 C5 00 56
1508: 20 38 15 60 20 5C 15 42 D7
1510: 41 44 60 53 45 43 54 4F 5C
1518: 52 61 8D 8D C8 C9 D4 A0 06
1520: C1 CE D9 A0 CB C5 D9 A0 ED
1528: D4 CF A0 C3 CF CE D4 C9 2E
1530: CE D5 C5 00 20 38 15 60 5C
1538: 20 5C 15 60 88 00 2C 00 CE
1540: C0 10 FB 20 5C 15 A0 88 51
1548: 00 AD C0 C0 2C 10 C0 C9 D6
1550: 80 90 05 C9 A0 B0 01 60 46
1558: 20 F0 FD 60 85 45 84 47 26
1560: 86 46 68 85 FA 68 85 FB 45
1568: E6 FA D0 02 E6 FB A0 00 67
1570: B1 FA F0 0B 20 ED FD E6 9C
1578: FA D0 F5 E6 FB D0 F1 A5 2E
1580: FB 48 A5 FA 48 A5 45 A6 29
1588: 46 A4 47 60 AD 05 03 38 AD
1590: E9 08 00 05 68 68 6C 8D DD
1598: 03 CD 06 03 90 03 4C 9F 71
15A0: 16 8D 05 03 AD 06 03 38 CD
15A8: E9 08 8D 06 03 60 AD 05 D5
15B0: 03 18 69 08 90 05 68 68 E1
15B8: 6C 08 03 38 E9 01 CE 07 F6
15C0: 03 CD 07 03 08 EE 07 03 FD
15C8: 18 69 01 20 90 0D 8D 05 D4
15D0: 03 AD 06 03 18 69 08 8D DC
15D8: 06 03 60 4C 9F 16 AC 05 4E
15E0: 03 C8 D0 05 68 68 6C 08 EE
15E8: 03 CC 07 03 F0 04 98 4C ED
15F0: 9F 16 8C 05 03 AD 06 03 30
15F8: 18 69 8D 00 06 03 60 AC 0D
1600: 05 03 88 C0 FF D0 05 68 42
1608: 68 6C 08 03 CC 06 03 90 C9
1610: 04 98 4C 9F 16 8C 05 03 D7
1618: AD 06 03 38 E9 08 8D 06 11
1620: 03 6E AD 04 03 C9 0F 08 2A
1628: 07 EE 04 03 20 2D 13 60 8A
1630: A9 00 8D 04 03 AD 03 03 FA
1638: C9 22 F0 07 EE 03 03 20 0A
1640: 20 13 60 A9 00 8D 03 03 AD
1648: 20 2D 13 60 AD 04 03 F0 AC
1650: 07 CE 04 03 20 2D 13 60 A0
1658: A9 0F 8D 04 03 AD 03 03 E6
1660: F0 07 CE 03 03 20 2D 13 D6
1668: 60 A9 22 8D 03 03 20 2D DD
1670: 13 60 20 41 19 A9 13 20 0C
1678: 5B FB A9 08 85 24 AD 03 22
1680: 03 20 BA 13 C9 23 B0 EA E5
1688: 8D 03 03 A9 16 85 24 AD F3
1690: 04 03 20 BA 13 29 0F C9 54
1698: 10 B0 F0 8D 04 03 60 85 62
16A0: FA 20 03 13 AA 20 44 F9 3C
16A8: A4 FA 8C 05 03 20 03 13 79
16B0: 20 4E 19 68 68 6C 08 03 32
16B8: A9 01 20 5B FB A9 00 85 BF
16C0: 24 20 5C 15 6D 6D 40 45 DA
16C8: 58 6D 53 50 41 43 45 60 ED
16D0: 42 45 54 57 45 45 45 4E 87
16D8: 60 45 41 43 48 7B 60 43 17
16E0: 6F 52 60 54 4F 60 45 4E 7F

```

```

16E8: 44 6D 6D 00 20 03 13 20 93
16F0: BE 18 AC 05 03 B9 00 1F 86
16F8: 20 BA 13 AC 05 03 99 00 78
1700: 1F C9 80 90 06 C9 A0 B0 92
1708: 02 29 7F 48 AD 05 03 29 A6
1710: 07 18 69 1F 85 24 68 20 94
1718: F0 FD E0 00 F0 13 A9 EC 6E
1720: 8D 08 03 A9 16 8D 09 03 0E
1728: 20 DE 15 20 48 12 4C EC D2
1730: 16 A9 01 20 5B FB A9 00 14
1738: 85 24 20 5C 15 2D 2D 2D E0
1740: 2D 2D 2D 2D 2D 2D 2D 2D 6E
1748: 2D 2D 2D 2D 2D 2D 2D 2D 76
1750: 2D 2D 2D 2D 2D 2D 2D 2D 7E
1758: 2D 2D 2D 2D 2D 2D 2D 2D 86
1760: 2D 2D 2D 2D 00 60 A9 12 CF
1768: 20 5B FB A9 00 85 24 20 16
1770: 5C 15 68 46 69 4C 41 53 D5
1778: 48 49 4E 47 60 28 09 29 3A
1780: 0E 16 05 12 13 05 20 A8 92
1788: CE A9 CF D2 CD C1 CC A0 5F
1790: AB C6 AF C9 AF CE A9 00 63
1798: 20 38 15 C9 C6 D0 08 A9 57
17A0: 7F 8D 0C 03 4C D2 17 C9 49
17A8: C9 D0 08 A9 3F 8D 0C 03 D6
17B0: 4C D2 17 C9 CE D0 08 A9 AC
17B8: FF 8D 0C 03 4C D2 17 C9 A1
17C0: 80 90 07 C9 A0 B0 03 4C EA
17C8: 98 17 A9 88 20 ED FD 4C C7
17D0: 98 17 A9 12 20 5B FB A9 77
17D8: 00 85 24 20 5C 15 A0 A0 08
17E0: A0 A0 A0 A0 A0 A0 A0 A0 0F
17E8: A0 A0 A0 A0 A0 A0 A0 A0 17
17F0: A0 A0 A0 A0 A0 A0 A0 A0 1F
17F8: A0 A0 A0 A0 A0 A0 A0 A0 27
1800: A0 A0 A0 A0 00 A9 01 20 8F
1808: 5B FB A9 00 85 24 20 5C 73
1810: 15 6D 6D 6D 54 45 58 54 67
1818: 6D 54 59 50 45 60 49 4E D0
1820: 60 44 41 54 41 60 57 49 82
1828: 54 48 60 43 6F 52 60 54 AE
1830: 4F 60 45 4E 44 6D 6D 6D CD
1838: 00 A9 13 20 5B FB A9 25 7A
1840: 85 24 20 8E 18 20 38 15 F2
1848: C9 8D F0 3D 2D 0C 03 AC FE
1850: 05 03 99 00 1F 48 20 03 54
1858: 13 20 4E 19 68 C9 80 90 71
1860: 06 C9 A0 B0 02 29 7F 48 21
1868: AD 05 03 29 07 18 69 1F 2E
1870: 85 24 68 20 F0 FD A9 39 87
1878: 8D 08 03 A9 18 8D 09 03 78
1880: 20 DE 15 20 48 12 4C 39 79
1888: 18 A9 01 20 5B FB A9 00 6F
1890: 85 24 20 5C 15 2D 2D 2D 3B
1898: 2D 2D 2D 2D 2D 2D 2D 2D C8
18A0: 2D 2D 2D 2D 2D 2D 2D 2D D0
18A8: 2D 2D 2D 2D 2D 2D 2D 2D D8
18B0: 2D 2D 2D 2D 2D 2D 2D 2D E0
18B8: 2D 2D 2D 2D 00 60 A2 04 0E
18C0: 8E CC 18 A9 08 8D CF 18 37
18C8: A0 00 B9 00 04 99 00 08 0F
18D0: C8 D0 F7 EE CC 18 EE CF FB
18D8: 18 CA D0 EE 60 A9 12 20 BE
18E0: 5B FB A9 00 85 24 20 5C 4C
18E8: 15 57 52 49 54 45 60 68 39
18F0: 59 6F 4E 69 00 20 38 15 10
18F8: C9 CE D0 05 68 68 4C 1A C3
1900: 10 C9 D9 F0 13 C9 80 90 48
1908: 07 C9 A0 B0 03 4C F5 18 9C
1910: A9 88 20 ED FD 4C F5 18 41
1918: 60 A9 12 20 5B FB A9 00 47
1920: 85 24 20 5C 15 C8 C5 D8 18
1928: A0 C2 D9 D4 C5 A0 AD AD 9D
1930: BE 00 A9 00 20 BA 13 AC B5
1938: 05 03 99 00 1F C8 D0 FA 99
1940: 60 AD 03 03 8D 0A 03 AD E6
1948: 04 03 8D 08 03 60 85 FE 43
1950: 4A 4A 4A 4A C9 0A B0 08 08
1958: 69 30 20 F0 FD 4C 65 19 63
1960: E9 09 20 F0 FD A5 FE 29 8A
1968: 0F C9 0A B0 08 69 30 20 47
1970: F0 FD 4C 7A 19 E9 09 20 6E
1978: F0 FD 60 D8 D4 A0 A0 A0 47

```

128 Editing Functions

For Commodore 64

Jim Allen

This powerful programming aid makes all of the important Commodore 128 screen-editing functions available on the Commodore 64.

MLX before you begin entering the data for 128 Screen Editor. When you run MLX, you'll be asked for a starting address and an ending address for the data you'll be entering. Use the following values:

Starting address: C000
Ending address: C3D7

After you've finished entering all the data for 128 Screen Editor, be sure to save a copy to disk or tape before you leave MLX.

This program loads with the command LOAD "filename",8,1 (replace *filename* with the name you used when entering the program with MLX, and replace the ,8,1 with ,1,1 if you are using tape instead of disk). After the program has loaded into memory, type these commands in direct mode (without line numbers):

NEW
SYS 49152

Don't forget to press RETURN at the end of each line. After you've entered the second command, the program sets the screen border to the same color as the background as a signal that it is active.

If you own a Commodore 64, you may wish that you had the extra screen-editing functions available on the Commodore 128. With just two quick keystrokes, you can turn auto-insert mode on or off, clear selected portions of the screen, set and manipulate screen windows, move the cursor instantly to any location, and more. In the 128, these functions are called ESC (*escape*) functions because they are activated with the ESC key. "128 Screen Editor" adds 14 ESC functions to the 64, plus a NO SCROLL key to prevent screen scrolling, and three new functions that aren't even available on the 128. It also allows all keys to repeat.

Type in and save the program with the "MLX" machine language entry program found elsewhere in this issue. Be sure to read and understand the instructions for using

New ESCape Functions

Since the 64 lacks an ESC key, this program uses the back-arrow key (-) in its place. In the remainder of this article, the term ESC refers to the back-arrow key at the upper left corner of the keyboard. ESC functions require two keypresses: First you press and release the ESC key; then you press a second key. For instance, to delete a line, you press ESC and then D.

If you change your mind after pressing ESC and decide *not* to perform an ESC function, simply press a key that has no special ESC function (a CRSR key, for instance). If you need to type the back-arrow character itself, press ESC twice in succession. A description of the ESC functions follows.

Erase/Delete Functions

ESC @ Clears the screen from the current cursor position to the bottom.

ESC D Deletes the line the cursor is on, scrolls the screen up to fill that line, and places the cursor on the left screen margin.

ESC P Erases from the start of the current line up to and including the current cursor position.

ESC Q Erases from the current cursor position to the end of the current line.

f1 Erases from the line the cursor is on, including the current line, to the top of the screen or window.

f3 Deletes the character under the cursor and moves the remainder of the line one space to the left.

Insert Functions

ESC A Turns on autoinsert mode, which allows you to insert printable characters without using the INST key. The cursor and other editing keys work as usual. RETURN cancels autoinsert mode (this is not true on the 128).

ESC C Cancels autoinsert mode. This works the same as ESC C on the 128. (Note, however, that some of Commodore's documenta-

tion for the 128 confuses ESC C with the ESC O function.)

ESC O Cancels insert and quote modes, allowing you to use cursor keys and other editing keys after pressing INST or typing a quotation mark.

ESC I Inserts a blank line at the current cursor position, scrolling the remainder of the screen down and placing the cursor on the left edge of the display.

Cursor Movement Functions

ESC J Moves the cursor to the beginning of the line.

ESC K Moves the cursor to the end of the text on the line.

f7 Moves the cursor to the lower left corner of the screen.

Miscellaneous Functions

ESC T Sets the top of the window. Blocks the top portion of the screen from being erased or scrolled. The cursor position determines the top row of the new window. To reset the window to the full screen size, press the HOME key twice.

ESC V Scrolls the contents of the screen or window up one line. A new blank line will be scrolled in at the bottom, and the previous contents of the top line will be lost.

ESC W Scrolls the contents of the screen or window down one line. A new blank line will be scrolled in at the top, and the previous contents of the bottom line will be lost.

SHIFT Enables the NO SCROLL feature. The NO SCROLL key on the 128 lets you pause printing to the screen display (for instance, when you are listing a program). To pause a scrolling display, press SHIFT or SHIFT LOCK. When you release the key, printing resumes.

ESC Z Disables all 128 Screen Editor functions. You can reenble the ESC functions

at any time with SYS 49152. (On the 128, ESC Z clears all TAB stops, a function not available in this program.)

You should be aware that these functions affect logical lines, not physical screen lines. On the Commodore 64, a physical line is always 40 characters long, but a logical line can overlap two physical screen lines. Thus, for example, the ESC V function may scroll the screen upward two lines if the topmost logical line in the current window is more than 40 characters long.

The window function (ESC T) does not prevent you from moving the cursor above the window boundary with the cursor keys. If you venture above the boundary, strange results will occur. (If this happens accidentally, perform a warm start by pressing RUN/STOP-RESTORE; then restart the program with SYS 49152.)

The delete-line function (ESC D) is intended for deleting a line which lies between two other lines. If you simply want to erase a line (particularly a line on the bottom screen line), use the ESC Q function.

This program works by copying BASIC and the Kernal ROM into underlying RAM and modifying them. It also modifies two important vectors: IQPLOP at \$306 and IBASIN at \$324. Locations \$02, \$B6, and \$334-\$338 are also used for various purposes.

Quick Reference

Function	Keys
Erase from cursor to end of screen	ESC @
Delete current line	ESC D
Erase from start of line to cursor	ESC P
Erase from cursor to end of line	ESC Q
Erase from cursor to top of window	† f1
Delete to right of cursor	† f3
Enable auto-insert mode	ESC A
Cancel auto-insert mode	ESC C
Cancel insert and quote modes	ESC O
Insert a line	ESC I
Move cursor to start of line	ESC J
Move cursor to end of line	ESC K
Move cursor to lower left corner	† f7
Set top of window	ESC T
Scroll screen/window up	ESC V
Scroll screen/window down	ESC W
Pause scrolling	† SHIFT
Disable Editor	† ESC Z
Enable Editor	† SYS 49152

† different from Commodore 128

LOTTO CIPHER..

GET THE BEST ODDS ON ANY LOTTERY
SIX NUMBER - PICK FOUR - DAILY GAME

- PRODUCES FOUR COMBINATIONS OF NUMBERS TO CHOOSE FROM
- ANY AMOUNT OF BALLS AND NUMBERS CAN BE PROGRAMMED
- PRINTS OUT PAST LOTTO NUMBERS DRAWN, FAST COMPUTER PICKS, AND NUMBER DRAW FREQUENCY LIST
- RANDOM NUMBER GENERATOR INCLUDED



529 95 C-64/128

Window Magic

SUPER HI-RESOLUTION DRAWING IN MULTI OR MONO COLOR


- COPY
- PULL
- LINES
- DRAW
- COLOR SQUARES
- TYPES LETTERS AND GRAPHICS
- POLYGON SHAPES-EXPAND, SHRINK AND ROTATE THEN STAMP ANYWHERE
- ZOOM PLOT DRAW ON AN EXPANDED WINDOW AND YOUR DRAWING AT THE SAME TIME
- MIRROR, FLIP, AND SCROLLING WINDOWS
- ZOOM FRAME A WINDOW TO DOUBLE SIZE
- SAVE AND LOAD YOUR WINDOWS ON DISK
- PRINTS ON STANDARD DOT MATRIX PRINTER
- CLOSE COLOR ATTRIBUTES

524 95 C-64/128

STOCK BROKER..

PROFITS GUARANTEED OR
YOUR MONEY BACK

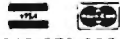
- BUYING GOOD QUALITY, VOLATILE ISSUES AND USING THIS TRADING SYSTEM WILL HAVE YOU FULLY INVESTED AT THE LOWEST PRICES AND CONVERTING TO CASH AS THE STOCK NEARS ITS PEAK
- TECHNICAL TRADING THAT WORKS
- BAR GRAPH PRINT-OUTS
- RECORD UP TO 166 STOCKS ON A DISK



529 95 C-64/128

ACORN OF INDIANA, INC.

2721 OHIO STREET
MICHIGAN CITY, IN 46360



219-879-2284

SHIPPING AND HANDLING, ADD \$1.50 - C.O.D.'S ACCEPTED
VISA AND MASTER CARD ORDERS ADD 4%
INDIANA RESIDENTS ADD 5% SALES TAX

AN OPPORTUNITY UNLIKE ANY OTHER



The nation's largest computer camp offers all traditional camping activities and camaraderie in a beautiful setting. Your child will have exclusive use of a major brand microcomputer for at least 6 hours every day.

An experienced staff ratio of one to three and a computer ratio of one to one uncaps the creativity of young people. Students receive hands-on experience in robotics, graphics, lasers, sound, languages, telecommunications and more.

Complete details on the 1, 2, 4, and 8 week coed sessions for ages 8-18 are available in a free brochure. Call or write for yours!

Call (317) 297-2700 or write to
MIDWEST COMPUTER CAMP
9392 Lafayette Road, Unit C4, Indianapolis, IN 46278

To receive additional information from advertisers in this issue, use the handy reader service cards in the back of the magazine.

128 Screen Editor For Commodore 64

Please refer to the "MLX" article in this issue before entering the following program.

```

C000:20 90 C3 78 AD 24 03 8D 47
C008:34 03 A9 7B 8D 24 03 AD 02
C010:25 03 8D 35 03 A9 C0 8D B7
C018:25 03 AD 06 03 C9 49 D0 A5
C020:0A A9 C3 CD 07 03 F0 16 A2
C028:AD 06 03 8D 37 03 A9 49 9D
C030:8D 06 03 AD 07 03 8D 38 CC
C038:03 A9 C3 8D 07 03 A2 A0 21
C040:A0 C0 20 AD C3 A2 E0 20 7B
C048:AD C3 A2 FF 86 B6 84 02 FF
C050:A9 A6 8D F6 E8 8D 16 E9 05
C058:A9 B6 8D F7 E8 A9 02 8D 0D
C060:17 E9 A9 FD 25 01 85 01 36
C068:58 AD 8A 02 8D 36 03 A9 E7
C070:80 8D 8A 02 4C 80 A4 00 B4
C078:00 00 00 A5 99 D0 13 A5 30
C080:D3 85 CA A5 D6 85 C9 98 F9
C088:48 8A 48 A5 D0 F0 09 4C DC
C090:3A E6 4C 57 F1 20 16 E7 0C
C098:20 1A C3 C9 5F D0 0C EE 0B
C0A0:78 C0 20 A3 C1 C9 0D F0 0D
C0A8:4B D0 ED C9 13 D0 18 AE 19
C0B0:78 C0 10 05 A2 00 20 5B A1
C0B8:C1 A2 FF 8E 78 C0 A6 02 C2
C0C0:F0 D3 20 14 C3 10 D1 EE E5
C0C8:78 C0 C9 93 D0 0B A6 02 2B
C0D0:F0 C3 86 19 A2 18 4C FB 28
C0D8:C0 C9 88 D0 03 4C 37 C3 C6
C0E0:C9 85 D0 03 4C F7 C0 C9 80
C0E8:86 D0 05 20 3F C3 10 A8 56
C0F0:C9 0D D0 A1 4C EA E5 A6 4F
C0F8:D6 86 19 20 FF E9 CA 30 1A
C100:04 E4 02 80 F6 A6 19 20 AE
C108:14 C3 4C 98 C0 20 76 C3 D0
C110:A6 02 20 F0 E9 A0 27 B5 50
C118:DA 30 02 A0 4F 8C 7A C0 C1
C120:B1 D1 99 00 01 88 10 F8 67
C128:86 D6 20 65 E9 A6 02 20 0D
C130:FF E9 E8 20 F0 E9 AC 7A 50
C138:C0 B9 00 01 91 D1 88 10 8F
C140:F8 A6 02 B5 DA 09 80 95 17
C148:DA AC 7A C0 C0 27 F0 04 48
C150:A9 7F 35 DB 95 DB 4C 88 2A
C158:C3 A6 D6 86 02 CA 86 B6 A9
C160:60 A4 D3 84 19 A0 00 84 CF
C168:D3 88 C8 A9 20 D0 D2 FF D2
C170:C4 19 90 F6 C6 D3 60 20 84
C178:76 C3 20 EA E8 4C 88 C3 28
C180:F0 8B A0 00 84 D3 60 20 C7
C188:C0 C3 B1 D1 C9 20 D0 05 26
C190:88 10 F7 F0 01 C8 84 D3 72
C198:60 20 C0 C3 20 3F C3 88 B6
C1A0:D0 FA 60 20 1A C3 C9 54 21
C1A8:F0 AF C9 50 F0 B3 C9 40 F8
C1B0:F0 32 C9 57 F0 CA C9 56 84
C1B8:F0 BD C9 44 F0 32 C9 41 C6
C1C0:F0 76 C9 4F F0 6E C9 49 A6
C1C8:F0 6C C9 4A F0 B4 C9 4B F6
C1D0:F0 B5 C9 51 F0 C3 C9 5A 0D
C1D8:D0 03 4C B6 C2 A8 68 68 6C
C1E0:98 4C 95 C0 20 99 C1 20 8D
C1E8:76 C3 20 E7 C2 4C 88 C3 37
C1F0:A5 B6 85 19 A5 02 85 1A 91
C1F8:A6 D6 8E 77 C0 B5 DA 10 71
C200:0D B5 D9 30 15 09 80 95 1B
C208:D9 CA 8E 77 C0 CA 09 80 3A
C210:95 DA 86 B6 E8 86 02 20 D8
C218:EA E8 AE 77 C0 CA 86 B6 8F
C220:E8 86 02 20 EA E8 A6 19 5F
C228:86 B6 A6 1A 86 02 AE 77 26
C230:C0 4C 14 C3 F0 27 F0 3E 2C
C238:20 1A C3 C9 14 F0 73 C9 7E
C240:86 D0 05 20 3F C3 10 F0 F9
C248:C9 11 F0 0C C9 91 F0 08 54
C250:C9 1D F0 04 C9 9D D0 0E D4
C258:20 D2 FF D0 DB A2 00 86 9F
C260:D8 86 D4 86 C7 60 C9 5F A9
    
```

```

C268:D0 27 20 1A C3 C9 43 F0 82
C270:EC 20 CA C1 10 C2 20 82 38
C278:C1 A9 9D 20 D2 FF A9 94 7D
C280:20 D2 FF A9 20 D2 FF 8C
C288:A6 D6 B5 D9 09 80 95 D9 BA
C290:60 C9 0D D0 03 4C 5D C2 2E
C298:48 A5 D4 8D 77 C0 A9 00 31
C2A0:85 D4 A9 94 20 D2 FF AD 96
C2A8:77 C0 85 D4 68 20 D2 FF 81
C2B0:D0 86 A9 14 D0 F7 78 AD BB
C2B8:34 03 8D 24 03 AD 35 03 49
C2C0:8D 25 03 AD 37 03 8D 06 78
C2C8:03 AD 38 03 8D 07 03 A9 AA
C2D0:02 05 01 85 01 58 AD 36 0C
C2D8:03 8D 8A 02 AD 79 C0 30 B9
C2E0:03 8D 20 D0 4C 80 A4 AE B8
C2E8:77 C0 B5 DA 8D 7A C0 30 C6
C2F0:03 EE 77 C0 EE 77 C0 A 2 28
C2F8:18 20 FF E9 B5 D9 09 80 D8
C300:95 D9 CA EC 77 C0 B0 F1 03
C308:CE 77 C0 2C 7A C0 30 03 E9
C310:CE 77 C0 60 A0 00 18 4C 7C
C318:F0 FF A5 C6 85 CC 8D 92 46
C320:02 F0 F7 78 A5 CF F0 0C C5
C328:A5 CE AE 87 02 A0 00 84 9B
C330:CF 20 13 EA 4C B4 E5 A2 5C
C338:18 20 14 C3 4C 98 C0 A9 82
C340:20 20 D2 FF A9 14 4C D2 43
C348:FF 48 98 48 20 87 EA 20 8E
C350:E4 FF C9 83 D0 0F 20 F3 B2
C358:F6 68 A8 68 20 77 C1 20 93
C360:82 C1 4C 80 A4 AD 8D 02 24
C368:C9 01 F0 E0 A9 00 85 C6 60
C370:68 AB 68 6C 37 03 38 20 80
C378:F0 FF 8E 77 C0 8C 78 C0 AB
C380:B5 D9 30 03 CE 77 C0 60 C5
C388:AF 77 C0 AC 78 C0 10 86 95
C390:AD 20 D0 29 0F 8D 79 C0 06
C398:AD 21 D0 29 0F CD 79 C0 4F
C3A0:F0 04 8D 20 D0 60 AD 86 3F
C3A8:02 8D 20 D0 60 86 1A 84 7B
C3B0:19 A2 20 B1 19 91 19 C8 96
C3B8:D0 F9 E6 1A CA D0 F4 60 89
C3C0:A0 27 A6 D6 B5 DA 10 07 E4
C3C8:C4 D3 F0 05 90 01 60 A0 FF
C3D0:4F 60 00 00 00 00 00 18
    
```

©

All the programs in this issue are available on the ready-to-load **COMPUTE! Disk**. To order a one-year (four-disk) subscription, call toll free **800-247-5470** (in IA 800-532-1272). Please specify which computer you are using.

Amiga Banner Printer

Walter Bulawa

Here's a banner-printing program with an unusual twist. In addition to the usual Amiga characters, you can use any of the Amiga's disk-based custom character fonts. A dot-matrix or laser printer is required.

This Amiga BASIC program allows you to construct and print a banner of enlarged letters using any of the 13 fonts present on the Workbench disk. You can use any combination of fonts on the same banner. Program 1, the banner printing program, requires that two special files called *graphics.bmap* and *diskfont.bmap* be present on the same disk as the program itself. The *graphics.bmap* file is included in the Basic-Demos folder on the Amiga Extras disk supplied with the computer (the disk which contains BASIC). The *diskfont.bmap* file is not included on disk; however, you can create a copy by running Program 2. (This program is taken from *Advanced Amiga BASIC* by Tom Halfhill and Charles Brannon, available from COMPUTE! Books.) Once you have both *graphics.bmap* and *diskfont.bmap*, you can copy them either to the same folder as Program 1 or to the LIBS folder of the same disk. (Once you've used Program 2 to create *diskfont.bmap*, you won't need Program 2 again except to create additional copies of that file.)

Banner Construction

When you run Program 1, it opens a window where you can construct a banner. The white area near the bottom of the window represents the printer paper, with the left edge of the display corresponding to the top edge of the printer paper. The

small vertical line is the cursor.

Letters that you type on the keyboard appear in the work area with the current character font. You can move the cursor to any position in the white work area by dragging it with the mouse pointer. The Mouse menu allows you to use the mouse for two other purposes as well—drawing and erasing pixels in the work area. This facility lets you add graphics to text or erase text that you wish to eliminate.

The upper portion of the window indicates which font is currently in use. To change fonts, simply choose the desired font from the Font Selection menu. Except for the Topaz fonts, which are contained in ROM, new fonts will be loaded from the Workbench disk. Once the program has found the font, it identifies and displays the font on the screen. You may then type in the work area with that font.

It is important to remember that the white area represents the banner as it will be produced on the printer. So, should you wish larger letters for the banner, use the Box Height menu to select a narrower height for the white area. The more you shrink the work area, the larger the characters appear on the paper. Changing the work area's height always erases the work area completely.

This program ordinarily uses the X character to form the banner characters. However, you can select a different printing character with the Change Printer Char option of the Action menu. Simply type the new character when prompted.

Printing

Once you have finished writing on the work area, choose the Print

Banner option from the Action menu to print the banner. Make sure that the printer is connected and turned on before you take this action. It's also important that you use the correct printer driver for your printer. To check or change the printer driver, click on the Preferences tool from the Workbench and choose the Change Printer option.

You can abort the printing at any time by pressing the ESC key. Printing always begins at the left margin of the work area; to avoid wasting paper, it's usually best to locate the first character close to the left margin. If your banner message doesn't completely fill the text window, the printer will print blank lines representing the unused portion. To avoid wasting paper, you may want to press ESC to halt printing as soon as all of your message has been printed.

When the banner is printed, the characters tend to look somewhat stretched compared to their appearance on the screen. The Printer lines/display column option allows you to correct for the stretching effect, depending on what height is selected under the Box Height menu. Good results can often be obtained by using a value about half as large as the default value.

For instructions on entering these programs, please refer to "COMPUTE!'s Guide to Typing In Programs" elsewhere in this issue.

Program 1: Amiga Banner Printer

```
' 4
DEFINT a-z4
LIBRARY "graphics.library"4
LIBRARY "diskfont.library"4
DECLARE FUNCTION OpenDiskFont&()
```

```

LIBRARY4
DECLARE FUNCTION OpenFont&() LIB
RARY4
DIM TextAttr&(1),FontName$(13),F
ontSize(13)4
DIM choice(4)4
xmin=0:xmax=615:ymin=107:ymax=18
4:LpC%=1:CpL%=14
false=0:true=-1:kwit=false4
pen=1:choice(2)=1:choice(3)=44
xe=70:ye=204
PChar$="X"4
4
MENU 1,0,1,"Action"4
MENU 1,1,1," Print Banner"4
MENU 1,2,1," Erase Box"4
MENU 1,3,1," Change Printer Cha
r"4
MENU 1,4,1," Change Ptr lines/c
ol"4
MENU 1,5,1," Quit"4
4
MENU 2,0,1,"Mouse"4
MENU 2,1,2," Draw"4
MENU 2,2,1," Erase"4
MENU 2,3,1," Position cursor"4
4
MENU 3,0,1,"Box Height"4
MENU 3,1,1," 10 pixels"4
MENU 3,2,1," 20 pixels"4
MENU 3,3,1," 40 pixels"4
MENU 3,4,2," 80 pixels"4
4
MENU 4,0,1,"Font Selection"4
FOR i%=1 TO 134
READ FontName$(i%),FontSize(i%)4
MENU 4,i%,1," "+FontName$(i%)+S
TR$(FontSize(i%))4
NEXT i% 4
4
'Set-up the Screen Display4
COLOR 3,04
LOCATE 3,1:PRINT "Font:"4
LOCATE 7,1:PRINT "Printer charac
ter:"4
PRINT "Printer lines/display col
umn:"4
COLOR 1,04
LOCATE 7,20:PRINT PChar$4
LOCATE 8,30:PRINT LpC%4
'Get info on current font4
Rp%=WINDOW(8)4
CALL AskFont&(Rp&,VARPTR(TextAtt
r&(&)))4
FontSize=TextAttr&(1)\65536&4
FontName$="topaz"4
Font.Default&=OpenFont&(VARPTR(T
extAttr&(&)))4
Font.Active&=Font.Default&4
BaseLine=PEEKW(Rp&+62)4
GOSUB Show.Example4
GOSUB Erase.Box 'Display Banner
Box4
4
'Main Loop4
ON MOUSE GOSUB Mouse.Action:MOUS
E ON4
ON MENU GOSUB Menu.Request:MENU
ON4
4
WHILE NOT kwit4
c%=INKEY$4
IF c%<>" " THEN4
IF ASC(c%)=13 THEN4
GOSUB Erase.Cursor4
xc=xmin:yc=yc+FontSize+34
GOSUB Yc.Check4
GOSUB Move.Cursor4
ELSE4
GOSUB Erase.Cursor4
COLOR 2,14
PRINT RIGHT$(c$,1);4
xc=PEEKW(Rp&+36):yc=PEEKW(Rp&+38
)4
GOSUB Show.Cursor 'display new c

```

```

ursor4
END IF4
END IF 4
WEND4
4
Done:4
COLOR 1,04
MENU RESET4
CALL CloseFont&(Rp&,Font.Active&
)4
CALL SetFont&(Rp&,Font.Default&)
4
LIBRARY CLOSE4
END4
4
Mouse.Action:4
WHILE MOUSE(0)<>04
mx=MOUSE(1):my=MOUSE(2)4
IF mx<xmin THEN mx=xmin4
IF mx>xmax THEN mx=xmax4
IF cursor.mode THEN 'Move
cursor w/mouse4
GOSUB Erase.Cursor4
yc=my:xc=mx4
GOSUB Yc.Check4
GOSUB Move.Cursor4
ELSE 'Draw
w/mouse 4
IF my<ymin THEN my=ymin4
IF my>ymax THEN my=ymax4
PSET (mx,my),pen4
END IF4
WEND4
RETURN4
4
Menu.Request:4
mnu=MENU(0):item=MENU(1)4
IF choice(mnu)<>0 THEN MENU mnu,
choice(mnu),14
choice(mnu)=item4
MENU mnu,choice(mnu),2 4
ON mnu GOSUB Menu.1,Menu.2,Menu.
3,Menu.44
c$=""4
RETURN4
4
Menu.1:4
ON item GOSUB Print.it,Erase.Box
,Choose.PChar,Choose.LpC,Quit4
RETURN4
4
Menu.2:4
IF item=1 THEN pen=24
IF item=2 THEN pen=14
cursor.mode=false4
IF item=3 THEN cursor.mode=true4
RETURN4
4
Menu.3:4
LINE (xmin,ymin)-(xmax,ymax),0,b
f 'erase old box4
BoxHeight%=10*2^(item-1)4
ymax=ymin+BoxHeight%-14
GOSUB Erase.Box 'display new bo
x4
LpC%=80/BoxHeight%:CpL%=LpC%4
CALL SetFont&(Rp&,Font.Default&)
4
COLOR 1,0:LOCATE 8,30:PRINT LpC%
4
CALL SetFont&(Rp&,Font.Active&)4
GOSUB Move.Cursor4
RETURN4
4
Menu.4:4
F=04
TextAttr&(0)=SADD(FontName$(item
)+".font"+CHR$(0))4
TextAttr&(1)=FontSize(item)*6553
6&4
IF item<3 THEN4
F%=OpenFont&(VARPTR(TextAttr&(0)
)) 'ROM fonts4
ELSE4
F%=OpenDiskFont&(VARPTR(TextAttr

```

```

&(0))) 'Disk fonts4
END IF4
IF F%=0 THEN RETURN4
GOSUB Erase.Example:GOSUB Erase.
Cursor4
IF Font.Active&<>0 AND Font.Acti
ve&<>Font.Default& THEN CALL Clo
seFont&(Rp&,Font.Active&)4
Font.Active&=F&4
FontSize=FontSize(item)4
FontName$=FontName$(item)4
CALL SetFont&(Rp&,Font.Active&)4
BaseLine=PEEKW(Rp&+62)4
GOSUB Show.Example4
GOSUB Yc.Check4
GOSUB Move.Cursor4
RETURN4
4
Choose.PChar:4
CALL SetFont&(Rp&,Font.Default&)
4
COLOR 1,0:LOCATE 10,1:PRINT "Ent
er new printer character: "4
c$="" :WHILE c$="" :c%=INKEY$:WEND
4
IF ASC(c%)>32 THEN4
PChar$=c$4
LOCATE 7,20:PRINT PChar$4
END IF4
LOCATE 10,1:PRINT STRING$(30,32)
4
CALL SetFont&(Rp&,Font.Active&)4
GOSUB Move.Cursor4
GOSUB Delay4
RETURN4
4
Choose.LpC:4
CALL SetFont&(Rp&,Font.Default&)
4
COLOR 1,0:LOCATE 10,1:PRINT "Ent
er lines/col: "4
c$="" :WHILE c$="" :c%=INKEY$:WEND
4
IF VAL(c%)<LpC% AND VAL(c%)>0 TH
EN4
LpC%=VAL(c%)4
LOCATE 8,30:PRINT LpC%4
END IF4
LOCATE 10,1:PRINT STRING$(30,32)
4
CALL SetFont&(Rp&,Font.Active&)4
GOSUB Move.Cursor4
GOSUB Delay4
RETURN4
4
Choose.LpC:4
CALL SetFont&(Rp&,Font.Default&)
4
COLOR 1,0:LOCATE 10,1:PRINT "Ent
er lines/col: "4
c$="" :WHILE c$="" :c%=INKEY$:WEND
4
IF VAL(c%)<LpC% AND VAL(c%)>0 TH
EN4
LpC%=VAL(c%)4
LOCATE 8,30:PRINT LpC%4
END IF4
LOCATE 10,1:PRINT STRING$(30,32)
4
CALL SetFont&(Rp&,Font.Active&)4
GOSUB Move.Cursor4
GOSUB Delay4
RETURN4
4
Print.it:4
Prt.Stop=false4
OPEN "prt:" FOR OUTPUT AS #14
PRINT #1,CHR$(27);"[0z";CHR$(27)
;";#3";4
CALL SetFont&(Rp&,Font.Default&)
4
COLOR 1,0:LOCATE 10,1:PRINT "Pres
s ESC to Abort Print"4
FOR x=xmin TO xmax4
p$=""4

```



```

IF INKEY$=CHR$(27) THEN GOTO Pri
nt.Done<
FOR y=ymin TO ymax STEP -1<
IF POINT(x,y)<>1 THEN<
c$=PChar$<
ELSE<
c$=" "<
END IF<
FOR i=1 TO Cpl: p$=p$+c$:NEXT<
NEXT y<
FOR i=1 TO LpC%<
PRINT #1,p$<
NEXT i<
NEXT x
Print.Done:<
CLOSE #1<
LOCATE 10,1:PRINT STRING$(30," ")<
CALL SetFont&(Rp&,Font.Active&)<
GOSUB Move.Cursor<
RETURN<
<
Erase.Box:<
LINE (xmin,ymin)-(xmax,ymax),1,b
f<
xc=xmin:yc=ymin+BaseLine<
GOSUB Move.Cursor<
RETURN<
<
Quit:<
kwit=true<
RETURN<
<
Move.Cursor:<
CALL move&(Rp&,xc,yc)<
Show.Cursor:<
ytemp=yc-BaseLine<
LINE (xc,ytemp)-(xc,ytemp+FontSi
ze-1),3<
RETURN<
<

```

```

Yc.Check:<
ymn=ymin+BaseLine<
IF yc<ymn THEN yc=ymn<
ymx=ymax-FontSize+BaseLine+1<
IF yc>ymx THEN yc=ymx<
RETURN<
<
Erase.Example:<
COLOR 0,0<
CALL move&(Rp&,xe,ye)<
CALL ClearEOL&(Rp&)<
RETURN<
<
Show.Example:<
COLOR 2,1<
CALL move&(Rp&,xe,ye)<
c$=FontName$+STR$(FontSize)<
CALL Text&(Rp&,SADD(c$),LEN(c$))
RETURN<
<
Erase.Cursor:<
ytemp=yc-BaseLine<
LINE (xc,ytemp)-(xc,ytemp+FontSi
ze-1),1<
RETURN<
<
Delay:<
FOR j#=1 TO 1000:NEXT<
RETURN<
<
FontTypes:<
DATA topaz,8,topaz,9<
DATA diamond,12<
DATA garnet,9,garnet,16<
DATA ruby,8,ruby,12<
DATA emerald,20<
DATA opal,14<
DATA sapphire,14,sapphire,15,sap
phire,18,sapphire,19<
<

```

Program 2: Diskfont.bmap Filemaker

```

'DiskfontMaker<
file$="BMAPS/Diskfont.bmap"<
READ filesize,checksum<
PRINT "Checking DATA statements.
..":PRINT <
FOR i=1 TO filesize<
READ a$:a=VAL("&h"+a$)<
check=check+a<
NEXT i<
RESTORE DiskFontData<
IF check<>checksum THEN PRINT "C
hecksum mismatch -- error in typ
ing."<END<
PRINT "DATA ok, creating the fil
e."<
ON ERROR GOTO CreationError<
OPEN file$ FOR OUTPUT AS #1<
FOR i=1 TO filesize<
READ a$:a=VAL("&h"+a$)<
PRINT#1,CHR$(a);<
NEXT i<
CLOSE#1<
PRINT "Finished."<
END<
CreationError:<
PRINT "ERROR #";ERR:END<
<
DATA 34,3196<
DiskFontData:<
DATA 4F,70,65,6E,44,69,73,6B,46,
6F,6E,74,00,FF,E2,09<
DATA 00,41,76,61,69,6C,46,6F,6E,
74,73,00,FF,DC,09,01<
DATA 02,00<

```

©

CASINO CRAPS

A computer program for the beginning or experienced shooter.

C 64/128 APPLE II IBM PC DISK

COMPUTER GAMBLING — "It's a MUST HAVE..."
for aspiring or experienced craps players"

Completely simulates various casinos house rules and game variations


Allows every betting option available on a casino craps table

Place • Buy • Hardway • Pass • Don't Pass
Come • Don't Come • Odds • And Much More!

As advertised in Gambling Times!
It's the same as the real thing!
Reviews "Excellent" "Highly Recommended!"
The 1st Complete Craps Program



Only \$19.95 plus \$3.00 shipping and handling
Credit cards. 1-800-443-2751 ext. 58 **24 Hour Service**
Check/Money Order to Casino Software
505 Lewis, Rock Springs, WY 82901



Public Domain & User Supported Software

NEW TOP TEN FOR COMMODORE 64

- The 64 GOLD Library \$5.00/DISK
- 105 ARTIST SKETCHBOOK drawing programs
 - 106 GREAT AMERICAN NOVELISTS word processing
 - 107 PHONE CONNECTIONS communications
 - 108 SPACE WARS space games
 - 109 DUNGEONS & DRAGONS text adventures
 - 110 HOME ORCHESTRA instrument simulation
 - 111 JUKE BOX prerecorded songs
 - 112 EINSTEIN'S FAVORITES advanced math
 - 113 PONZO'S TUTOR programming from BASIC to machine
 - 114 ELECTRONIC SECRETARY filehandling utilities

NEW TOP TEN FOR IBM \$6.00/DISK

- PC-SIG Authorized Dealer
- 005 PC-FILE III, V4 labels, forms, and more
 - 078 PC-WRITE v.2.165 popular and powerful
 - 273 BEST UTILITIES print spooler, file search, more
 - 274 BEST GAMES packman, breakout, wizard, more
 - 293 ARCADE GAMES (color graphics required)
 - 405 DESKMATE more than a sidekick
 - 457 GREATEST ARCADE the best of the best games
 - 528 NEW YORK WORD sophisticated word processing, 1 of 2
 - 529 NEW YORK WORD 2 of 2
 - 557 PINBALL ALLEY from simple to complex pinball games

NEW TOP TEN FOR APPLE \$5.00/DISK

- 037 FREEWRITER wordprocessor (Apple II + needs paddles)
- 038 BUSINESS/HOME MANAGEMENT checkbook, calculator, more
- 039 BEST OF BUSINESS general ledger, payroll, much more
- 056 BANK'n SYSTEM check balancer, write & print checks
- 057 OMNI FILE data base with instructions
- 064 BEST OF EDUCATION math drills, spelling, typing, etc
- 085 BASIC MATH DRILLS fractions, multiple choice, work problems
- 118 GAMES last action space arcade games
- 195 PASSIONS nude women, game
- 213 BEST UTILITIES diskcat, crunch, diskcheck, diskmap, etc.

NEW TOP TEN FOR MAC \$9.00/DISK

- 005 CODE CRACKING, FEDIT edit file blocks in ASCII or hex
- 006 ResED and ReED edit menu bars, icons and ID numbers
- 007 SWITCHER edit multiple Microsoft BASIC files
- 029 COMMUNICATIONS Red Ryder, MacPet
- 037 SLIDE SHOW
- 039 FONTS Font catalog
- 045 DESK ACCESSORIES Minifinder, timer
- 062 GAMES Dungeons of doom, baseball
- 067 GAMES Billiards, volleyball, juggling
- 086 BEST OF MAC MacWorld 86

PUBLIC DOMAIN SOFTWARE EXCHANGE
Authorized Dealer

Add \$4 shipping & handling per order. CA residents
add 6.5% sales tax

Amount enclosed \$ _____ [] Check [] VISA [] MasterCard

Card No. _____

Signature _____ Exp Date _____

Phone (_____) _____

Name _____

Address _____

City _____ State _____ Zip _____

Call toll free 800-431-6249
in Calif. 415-952-1994



BLACKSHIP
COMPUTER SUPPLY
PO: Box 883362
San Francisco, CA 94188

Using PUT And GET On The IBM PC/PCjr

Rafael Gonzalez

This tutorial for beginning BASIC programmers explains how to use PUT and GET for graphics on the IBM PC/PCjr and compatibles. The program requires a color/graphics card, color monitor, and BASIC on the PC and a color monitor and cartridge BASIC on the PCjr.

IBM BASIC has two commands—PUT and GET—that make it easy for you to animate figures. These powerful commands appear frequently in games, but they have many other uses, as well. (PUT and GET are also used for random file operations, but with a different syntax.)

Bit Pumping

You might think of PUT and GET as "bit pump" operations which move bits from memory onto the screen (PUT) and from the screen into memory (GET). GET reads the colors of the points within a rectangular screen area and stores that information in an array. Here is the basic syntax for the command:

GET (x1,y1)-(x2,y2), array

Each GET command includes two pairs of screen coordinates and an array name. The coordinates define the area to be captured and the array name tells BASIC where to store the image. The first pair of coordinates (x1 and y1 in this example) defines the upper left corner of the rectangle. The second pair (x2 and y2 in this instance) defines the rectangle's lower right corner. (This is identical to the method used to define a rectangle in a LINE command with the B option.)

The array used with GET must be of the numeric type. It can be any precision, although integer arrays are commonly used. Except for very small shapes, you must

DIMENSION the array before using it. This task, in turn, requires that you calculate how big the array should be. Here is the BASIC formula for calculating the array size:

$$4 + \text{INT}((x * \text{bits per pixel} + 7) / 8) * y$$

In this case, x and y are the lengths of the horizontal and vertical sides of the rectangle, respectively. The *bits per pixel* value is equal to 4 in low resolution, 2 or 4 in medium resolution, and 1 or 2 in high resolution, depending upon the current screen mode.

For example, suppose you want to capture a 10 × 12-pixel image in medium resolution with GET. The number of bytes required is $4 + \text{INT}((10 * 2 + 7) / 8) * 12$, or 40 bytes. Next, you must consider how many bytes each element of the array contains. This factor depends on the array's precision. The following table shows how many bytes are contained in each element of an integer, single-precision, or double-precision array.

Number Of Bytes In Each Array Element

Bytes	Array type
2	integer
4	single precision
8	double precision

Since the example shape requires 40 bytes, it can be stored in an integer array containing 20 elements, a single precision array containing 8 elements, or a double precision array containing 5 elements. It's important to dimension an array of the proper size, since BASIC stops with the error message *Illegal function call* if the array is too small. Using an overly large array doesn't do any harm. However, grossly overlarge arrays waste memory.

The PUT command is the opposite of GET: Once you have stored a shape with GET, PUT can

place the shape anywhere on the screen. Here is the basic syntax:

PUT (x,y), array, action

In this example, x and y set the coordinates where the upper left corner of the image will be placed and the variable *array* identifies the array which contains the shape.

The optional parameter *action* lets you select different modes for a PUT operation. This part of the statement may consist of the word PSET, PRESET, XOR, OR, or AND. If you omit the action parameter, PUT defaults to XOR mode (see below).

Modes For PUT

The PUT mode determines how the placed shape interacts with graphics data that's already present in the same screen area. Type in and save the example program, then run it to see how the mode affects PUT. The program draws a multicolored background and PUTs the same shape on the screen in five different places, using all of the different modes. Here is an explanation of what each mode does.

PSET. In this mode, PUT simply stores the captured data on the screen, overwriting any graphics data that previously existed in the same area. In the example program, the transferred image completely replaces the contents of that screen area.

PRESET. This mode replaces all existing data, just as in PSET mode, but the image is reversed. That is, a value of 0 in the array causes the corresponding point on the screen to have attribute number 3, and vice versa. A value of 1 in the array causes the corresponding point on the screen to have attribute 2, and forth. In the program,

this mode causes the image to have a different color.

AND. The AND mode sets pixels only at points that already contain data matching corresponding data in the transferred image. In the example program, only pixels that are originally cyan remain in the final image.

OR. This mode superimposes an image onto existing data.

XOR. The XOR mode is most often used for animation. When a pixel in the PUT image overlays a point on the screen that contains data, the point is inverted. This feature allows you to move a shape nondestructively over a complex background: When an image is PUT against a background twice, it restores the original data unchanged.

The following table shows how AND, XOR, and OR modes affect screen attributes in medium-resolution mode (SCREEN 1 or SCREEN 4).

Screen Attributes In AND, XOR, And OR Modes

AND

screen	array value			
	0	1	2	3
0	0	0	0	0
1	0	1	0	1
2	0	0	2	2
3	0	1	2	3

OR

screen	array value			
	0	1	2	3
0	0	1	2	3
1	1	1	3	3
2	2	3	2	3
3	3	3	3	3

XOR

screen	array value			
	0	1	2	3
0	0	1	2	3
1	1	0	3	2
2	2	3	0	1
3	3	2	1	0

Animation With PUT

The example program also demonstrates simple animation with PUT in XOR mode. After the five large

shapes are drawn, it sends a small shape bouncing around the screen. The process of animation involves four basic steps:

1. Calculate a new position for the shape.
2. PUT the shape on the screen at its previous location (to erase the old image).
3. PUT the shape in its new position.
4. Return to step 1.

Before you enter the loop, you must have PUT the shape on the screen once, so that the PUT in step 2 will erase it. This preliminary step is performed in line 440 of the program. Line 450 saves the old position of the shape in OLDX and OLDY before a new position is calculated in lines 460-490.

BASIC animation with PUT always involves a certain amount of flickering, which results from the delay between the time the old shape is erased and the new one is drawn. To minimize flicker, you should perform the two PUTs as close together as possible. This reduces the amount of time that the shape is invisible. The example program accomplishes this by putting both PUT statements on the same line. The first statement in line 510 erases the old image, and the second statement draws the new one. The do-nothing loop in line 520 holds the new image on the screen for a short interval to alleviate flicker even further. Most programs won't need an explicit delay, since the program will be doing other time-consuming tasks between each redraw.

Once you understand the basics of GET and PUT, you may find many uses for these commands. A drawing program, for instance, may include a feature allowing you to copy one screen area to another. If you capture the indicated area with GET, it is effectively saved in an offscreen buffer, and can be replaced at any time with a simple PUT command. In fact, if sufficient memory is available, you can even GET an entire screen.

To see the effect of a full-screen GET, press any key while the small box is moving on the screen. The program saves the current screen in the array SCR2%, then PUTs on the screen an image

previously stored in the array SCR1%. Immediately thereafter, it restores the current image by PUTting the SCR2% image back on the screen. As you can see, significant delays result from manipulating images of this size.

PUT And GET Demo

For instructions on entering this program, please refer to "COMPUTE!'s Guide to Typing in Programs" in this issue of COMPUTE!.

```

6I 100 SCREEN 1:KEY OFF:RANDOMIZ
    E TIMER
CE 110 LINE (60,60)-(120,120),1,
    BF
PF 120 X=61:Y=61
DE 130 BITSPERPIXEL=2
CA 140 NUM=4+INT((X*BITSPERPIXEL
    +7)/8)*Y
FB 150 DIM LARGE%(NUM/2), SMALL%(
    NUM/4)
GF 160 X=320:Y=200
CG 170 NUM=4+INT((X*BITSPERPIXEL
    +7)/8)*Y
HD 180 DIM SCR1%(NUM/2),SCR2%(
    NUM/2)
NJ 190 GET (60,60)-(120,120),LA
    RGE%
BC 200 GET (60,60)-(90,90),SM
    ALL%
AA 210 CLS
DB 220 FOR COL=1 TO 3:FOR J=1 TO
    50
JI 230 X=INT(RND*319):Y=INT(RND*
    199)
BI 240 PSET (X,Y),COL:NEXT:NEXT
DP 250 GET (0,0)-(319,199),SCR1
    %
FC 260 FOR J=40 TO 140 STEP 10
OF 270 LINE (0,J)-(320,J+1),1,
    BF
PP 280 LINE (0,J+2)-(320,J+3),2,
    BF
GN 290 LINE (0,J+4)-(320,J+5),3,
    BF
NF 300 NEXT
CO 310 PUT (30,20),LARGE%,PS
    ET
GN 320 PUT (120,20),LARGE%,PR
    ESET
KH 330 PUT (210,20),LARGE%,AN
    D
NH 340 PUT (70,110),LARGE%,OR
FJ 350 PUT (180,110),LARGE%,XD
    R
NB 360 LOCATE 2,6:PRINT "PSET"
KN 370 LOCATE 2,17:PRINT "PRESE
    T"
LD 380 LOCATE 2,29:PRINT "AND"
OH 390 LOCATE 23,13:PRINT "OR"
HA 400 LOCATE 23,26:PRINT "XOR"
JC 410 X=10:Y=50:DX=2:DY=2
JP 420 RLIM=320-32:LLIM=0
KD 430 ULIM=0:DLIM=200-32
EH 440 PUT (X,Y),SMALL%
PI 450 OLDX=X:OLDY=Y
KE 460 IF INKEY$<>" THEN GET (0
    ,0)-(319,199),SCR2%:PUT
    (0,0),SCR1%,AND:PUT (0,0
    ),SCR2%,PSET
HH 470 X=X+DX
KN 480 IF X=>RLIM OR X<=LLIM THE
    N DX=-DX
IG 490 Y=Y+DY
HF 500 IF Y<=ULIM OR Y>=DLIM THE
    N DY=-DY
FJ 510 PUT (OLDX,OLDY),SMALL%:PU
    T (X,Y),SMALL%
ID 520 FOR J=0 TO 80:NEXT
GL 530 GOTO 450

```


Superplotter

Greg Perkins and Derry Bryson

This 3-D plotting program for the Commodore 64 can handle the difficult problem of removing hidden lines from two-dimensional representations of solid objects. A disk drive is required.

As shown by the popularity of games using 3-D, people are interested in and entertained by three-dimensional displays. "Superplotter" is a program that plots 3-D equations with hidden-line removal and real perspective. Despite the complexity of those tasks—which require a lot of calculations—the program runs relatively quickly.

Type in and save Programs 1–3. Program 1 is the main program, Program 2 is a machine language routine used by the main program, and Program 3 is a BASIC program that displays picture files created by Program 1. Since Program 2 is written in machine language, it must be typed in using the "MLX" machine language entry program listed elsewhere in this issue. Read the MLX instructions carefully before you begin to enter the program. When you run MLX, you'll be asked for a starting address and an ending address for the data you'll be entering. Here are the addresses you need for Program 2:

Starting address: C500
Ending address: C83F

Using Superplotter

To draw a picture with Superplotter, Programs 1 and 2 must both be

in memory. First, load Program 2 with a command like this:

```
LOAD"ML",8,1
```

Replace ML with the filename you used when you saved the Program 2 data with MLX. Type NEW and press RETURN; then load and run Program 1. Superplotter then asks you to enter the information it needs to draw the display. If the prompt following the request for information includes a blinking cursor, you'll need to press RETURN after your answer. If no blinking cursor appears, just press the appropriate key. After you've entered all the necessary information, the program waits for you to press any key to start the drawing process. When you've finished viewing the picture, press any key. You then have the option to run the program again, save the picture to disk, redraw the picture (perhaps in a different format), or quit.

Program 3 allows you to display pictures saved on disk without having to wait for them to be redrawn. When you run this program, it asks for the name of the picture file you wish to display. If you enter a dollar sign (\$) at the filename prompt, the program prints a directory of the current disk. Once the picture is on the screen, the program waits for you to press any key.

Plotting New Shapes

The shape drawn by Superplotter is controlled by a function definition in the first line of the program (line

0 of Program 1). To change the picture, use a different function definition. Here's a simple example:

```
DEF FN F(X)=(X*X+Y*Y)
```


The DEF FN statement creates a user-defined function which is used later in the program. The expression to the right of the equal sign (=) is the part which you can change to modify the resulting shape. The equation must contain several items: a vantage point, x and y domains, a sampling resolution, the method of screen scaling, and whether or not to draw with hidden-line removal. Here's an explanation of those terms.

The *vantage point* is the point in space from which you wish to view the picture. Superplotter uses THETA, PHI, and RHO to define a point in a spherical coordinate system. In fact, they describe a line connecting that point and the origin (0,0,0). THETA is the angle of rotation about the z -axis using the x -axis as a starting point. PHI is the angle between the z -axis and the line. RHO is the distance from the origin to the point. RHO also determines the amount of perspective. The closer the object seems to be, the more pronounced the perspective effect. If your vantage point is inside the object, the picture usually becomes distorted beyond recognition.

The x and y domains are the limits for x and y in this drawing. These values determine how much of the equation is actually plotted on the screen.

The *sampling resolution* controls the number of segments or slices in each domain (*x* and *y*). This value tells Superplotter how many times it must sample the equation in order to draw the picture.

Superplotter can scale (proportion) the picture on the screen in two different ways. Full-screen scaling stretches or squeezes the picture horizontally and vertically to fit exactly on the screen. One-to-one scaling plots the picture exactly in one dimension and adjusts the other dimension to be in an exact one-to-one ratio with the first dimension. This results in truly representational plots for those concerned about mathematical accuracy.



"Superplotter" for the Commodore 64 can draw thousands of different 3-D shapes such as the one shown here.

Hidden-Line Removal

Superplotter also allows two methods for drawing the picture: with or without *hidden-line removal*. This factor determines whether the picture includes lines from surfaces on the opposite side of the object from your vantage point. If the hidden lines are removed, the object looks solid. If they are not, the representation of the object lacks solidity, as if the object were constructed of wire. In most cases, you will want hidden-line removal so that objects look solid. If you wish to see hidden features, however, this feature can be defeated.

For those who are interested, here is a description of how this program accomplishes hidden-line removal. The machine language line-draw routines constantly update a moving border to show the outside edges of the picture being drawn. Before plotting a point, the line-draw routine checks each point against this boundary. If the point is inside the boundary, the point is

not plotted. If the point is outside the border, it is plotted and the moving border is updated to accommodate the new point. By drawing the picture from front to back, the program insures that only visible lines are drawn. Rather than remove lines that have been drawn, the program actually prevents hidden points from being plotted in the first place.

Sample Equations

Listed above are a few equations with parameters that produce interesting pictures. In each case you should substitute the first formula for the statement inside parentheses in the first line of the program. In the Bowl example, for instance, replace the original function definition with this statement:

```
DEF FN F(X)=(X*X+Y*Y)
```

The remainder of the information for each shape tells you how to respond to the program's prompts.

Bowl

Function: X^2+Y^2
Eye: 30,50,200
Domains: -4,4,-4,-4
Segments: 10,10
Scaling: Full screen

SIN of distance

Function: $\text{SIN}(\text{SQR}(X^2+Y^2))$
Eye: 30,75,200
Domains: -11,11,-11,11
Segments: 25,25
Scaling: Full screen

Thumbtack

Function: $\text{COS}(\text{SQR}(X^2+Y^2))/(\text{SQR}(X^2+Y^2)+1)$
Eye: 25,89.5,200
Domains: -8,8,-8,8
Segments: 26,26
Scaling: Full screen

Spike

Function: $\text{COS}(\text{SQR}(X^2+Y^2))/(10*\text{SQR}(X^2+Y^2)+1)$
Eye: 30,89,200
Domains: -2,2,-2,2
Segments: 16,16
Scaling: Full screen

Modulation

Function: $10/\text{SQR}(X^2+Y^2)*\text{SIN}(\text{SQR}(X^2+Y^2))*\text{COS}(X/2)$
Eye: 60,70,200
Domains: -15,15,-15,15
Segments: 35,35
Scaling: Full screen

Cross section of SIN of distance

Function: $\text{SIN}(\text{SQR}(X^2+Y^2))$
Eye: 15,80,200
Domains: -3,3,-3,0
Segments: 20,10
Scaling: Full screen

Program 1: Superplotter

For instructions on entering this program, please refer to "COMPUTE!'s Guide to Typing In Programs" in this issue of COMPUTE!.

```
DF 0 DEF FN F(X)=X*X+Y*Y
AH 10 POKE53280,0:POKE53281,0:
PRINTCHR$(14)"[CLR][WHT]
{10 SPACES}<<< SUPERPLOT
TER >>>"
JD 20 PRINT"[WHT][DOWN]
{10 SPACES}3-D FUNCTION
{SPACE}PLOTTER[4]"
AX 30 MM=2304:PRINT:POKE631,14
4
KC 40 POKE632,71:POKE633,111:P
OKE634,53:POKE635,48:POK
E636,13:POKE198,6:LIST-1
JF 50 PRINT"[5][2 UP]
{6 SPACES}[DOWN]"
CH 60 PRINT"{UP}ENTER EYE COOR
DINATES (THETA DEGREES,"
HS 70 PRINT"{2 SPACES}PHI DEGR
EES, RHO UNITS)"?:INPUTT
H,PH,RH
QH 80 IF TH>=360THENTH=TH-360:
GOTO80
BM 90 IF TH<0THENTH=TH+360:GOT
O90
EE 100 IF PH>=360THENPH=PH-360
:GOTO100
XX 110 IF PH<0THENPH=PH+360:GO
TO110
PX 120 SH=SIN(TH*.0174532778):
CT=COS(TH*.0174532778):
SP=SIN(PH*.0174532778)
```

```

SC 130 CP=COS(PH*.0174532778):
DI=RH
XP 140 PRINT"[DOWN]ENTER DOMAI
NS OF X AND Y (XMIN, XM
AX, "
FR 150 PRINT"[2 SPACES]YMIN, Y
MAX)";:INPUTXS,XE,YS,YE
MD 160 IF XS>XE OR YS>YE THE
N PRINT"[3 UP]";:GOTO14
0
MP 170 PRINT"[DOWN]ENTER THE N
UMBER OF SEGMENTS FOR E
ACH"
EK 180 PRINT"[2 SPACES]DOMAIN
{SPACE}(XSEGS, YSEGS)";
:INPUTSX,SY: SX=INT(SX):
SY=INT(SY)
CQ 190 IF SX<=0 OR SY<=0ORSX*S
Y>MM THENPRINT"[3 UP]";
:GOTO170
FC 200 DIM PT(SY,SX,2)
CM 210 PRINT"[DOWN]SCALE <O>NE
-TO-ONE, OR <F>ULL SCRE
EN? ";
GE 220 GETSC$:IFSC$<>"O"ANDSC$
<>"F"THEN220
HG 230 PRINTSC$
FH 240 PRINT"[DOWN]DRAW WITH
{RVS}HIDDEN-LINE{OFF} R
EMOVAL? (Y/N)";
QF 250 GETHL$:IFHL$<>"Y"ANDHL$
<>"N"THEN250
CJ 260 PRINTHL$
FF 270 PRINT"[2 DOWN][8]SAMPLI
NG FUNCTION... "
EB 280 IFPH<180THEN310
JP 290 PH=360-PH:IFTH>180THENT
H=TH-180:GOTO310
FA 300 TH=TH+180
QR 310 X1=XS:X2=XE:Y1=YS:Y2=YE
:DX=1:DY=1
CP 320 IFTH>0ANDTH<180 THENY1=
YE:Y2=YS:DX=-1
DK 330 IFTH<0ORTH>270 THENX1=
XE:X2=XS:DX=-1
GE 340 AY=-1:FORLX=X1TOX2STEPD
X*(X-XS)/SX:AY=AY+1:
AX=-1
RE 350 PRINT"[UP]{20 RIGHT}"SX
-AY"[LEFT]{2 SPACES}"
SM 360 FORLY=Y1TOY2STEPDY*((YE
-YS)/SY):AX=AX+1:X=LX:Y
=LY:Z=PNF(X):EX=-X*SH+Y
*CT
FP 370 EY=-X*CT*CP-Y*SH*CP+Z*S
P:EZ=-X*CT*SP-Y*SH*SP-Z
*CP+RH:X=DI*(EX/EZ)
AG 380 Y=-DI*(EY/EZ):PT(AX,AY,
1)=X:PT(AX,AY,2)=Y
JX 390 IF AX=0ANDAY=0THENM1=X:
M2=X:M3=Y:M4=Y
DE 400 IFX>M1THENM1=X
FF 410 IFX<M2THENM2=X
GX 420 IFY>M3THENM3=Y
QX 430 IFY<M4THENM4=Y
PB 440 NEXTLY:NEXTLX
KC 450 GOSUB940:PRINT"[UP]SCAL
ING{SHIFT-SPACE}RESULTS
..."
AD 460 IFSC$="F"THEN510
CR 470 IFM1>M3THENM3=M1
SR 480 IFM3>M1THENM1=M3
XC 490 IFM2<M4THENM4=M2
GC 500 IFM4<M2THENM2=M4
MB 510 S1=319/(M1-M2):S2=-S1*M
2:S3=199/(M3-M4):S4=-S3
*M4
MP 520 FORLY=0TOAY:PRINT"[UP]
[18 RIGHT]"AY-LY"[LEFT]
[2 SPACES]":FORLX=0TOAX
EJ 530 PT(LX,LY,1)=INT((S1*PT(
LX,LY,1)+S2)+.5)

```

```

CK 540 PT(LX,LY,2)=INT((S3*PT(
LX,LY,2)+S4)+.5):NEXTLX
:NEXTLY
BA 550 GOSUB940:PRINT"[UP]
{RVS} PRESS ANY KEY TO
{SPACE}DRAW "
HK 560 GETK$:IFK$=""THEN560
JB 570 GOSUB940:IFHL$="Y"THENS
YS50905:GOTO590
MX 580 SYS50977
FG 590 IFTH>180THENTH=TH-180:G
OTO590
EC 600 IFTH>90THEN630
PR 610 IFTH>45THEN700
RQ 620 GOTO640
KQ 630 IFTH<135THEN700
ER 640 FORLY=0TOAY-1:FORLX=0TO
AX-1
EH 650 SYS50630,PT(LX,LY,1),PT
(LX,LY,2),PT(LX+1,LY,1)
,PT(LX+1,LY,2)
RS 660 SYS50630,PT(LX,LY,1),PT
(LX,LY,2),PT(LX,LY+1,1)
,PT(LX,LY+1,2):NEXTLX
XP 670 SYS50630,PT(LX,LY,1),PT
(LX,LY,2),PT(LX,LY+1,1)
,PT(LX,LY+1,2):NEXTLY
GK 680 FORLX=0TOAX-1:SYS50630,
PT(LX,LY,1),PT(LX,LY,2)
,PT(LX+1,LY,1),PT(LX+1,
LY,2)
JK 690 NEXTLX:GOTO760
FJ 700 FORLX=0TOAX-1:FORLY=0TO
AY-1
CH 710 SYS50630,PT(LX,LY,1),PT
(LX,LY,2),PT(LX,LY+1,1)
,PT(LX,LY+1,2)
JH 720 SYS50630,PT(LX,LY,1),PT
(LX,LY,2),PT(LX+1,LY,1)
,PT(LX+1,LY,2):NEXTLY
DP 730 SYS50630,PT(LX,LY,1),PT
(LX,LY,2),PT(LX+1,LY,1)
,PT(LX+1,LY,2):NEXTLX
ER 740 FORLY=0TOAY-1:SYS50630,
PT(AX,LY,1),PT(AX,LY,2)
,PT(AX,LY+1,1),PT(AX,LY
+1,2)
RK 750 NEXTLY
MJ 760 GETK$:IFK$=""THEN760
SR 770 SYS50448:PRINTCHR$(14);
KA 780 PRINT"[UP]{R>UN, <S>AVE
, RE<D>RAW, OR <Q>UIT?
{SPACE}"
MC 790 GETCH$:IFCH$<>"R"ANDCH$
<>"S"ANDCH$<>"D"ANDCH$<
>"Q"THEN790
KH 800 IFCH$="S"THEN860
MF 810 IFCH$="R"THENRUN
SM 820 IFCH$="Q"THENPRINT"[7]
[CLR]";CHR$(142);:POKE5
3280,14:POKE53281,6:LIS
T-1
MR 830 GOSUB940:PRINT"[UP]DRAW
WITH HIDDEN-LINE REMOV
AL? (Y/N) "
GE 840 GETHL$:IFHL$<>"Y"ANDHL$
<>"N"THEN840
SD 850 GOSUB940:GOTO570
FA 860 GOSUB940:FI$="":PRINT"
[UP]PICTURE FILENAME";:
INPUTFI$
QM 870 IF FI$=""THENGOSUB940:P
RINT"[UP]":GOTO780
GG 880 GOSUB940:PRINT"[UP]SAVI
NG "FI$
ES 890 OPEN2,8,2,"0:"+FI$+",P,
W":SYS51197:CLOSE2:OPEN
15,8,15:INPUT#15,A,B$:C
LOSE15
XS 900 GOSUB940:PRINT"[UP]"B$:
IFB$="OK"THENPRINT"[UP]
":GOTO780

```

```

DK 910 PRINT"[UP]{23 RIGHT} (P
RESS ANY KEY)
BH 920 GETK$:IFK$=""THEN920
BK 930 GOSUB940:PRINT"[UP]":GO
TO780
CQ 940 PRINT"[UP]";:FORC=1TO38
:PRINT"[RIGHT]{DEL}";:N
EXTC:PRINT:RETURN

```

Program 2: Machine Language Routine

Please refer to the "MLX" article in this issue before entering the following listing.

```

C500:A9 3B 8D 11 D0 A9 08 8D BC
C508:18 D0 A9 00 8D 00 DD 60 91
C510:A9 1B 8D 11 D0 A9 15 8D DE
C518:18 D0 A9 03 8D 00 DD 60 D1
C520:A9 00 85 FA A9 E0 85 FB B8
C528:A9 00 A2 00 A0 00 91 FA FF
C530:C8 D0 FB E6 FB E8 E0 20 A7
C538:D0 F2 A9 10 A0 00 99 00 57
C540:C0 99 00 C1 99 00 C2 99 9A
C548:00 C3 C8 D0 F1 60 A4 02 47
C550:98 29 F8 85 FE 85 FC A9 9B
C558:00 85 FD 06 FC 26 FD 06 E7
C560:FC 26 FD 18 A5 FC 65 FE 20
C568:85 FC A5 FD 69 00 85 FD DE
C570:06 FC 26 FD 06 FC 26 FD 51
C578:06 FC 26 FD 98 29 07 18 7A
C580:65 FC 85 FC A5 FD 69 00 76
C588:85 FD 18 A5 FA 29 F8 65 87
C590:FC 85 FC A5 FB 65 FD 85 EC
C598:FD 18 A9 00 65 FC 85 FC 85
C5A0:A9 E0 65 FD 85 FD A5 FA 30
C5A8:29 07 49 07 AA A9 01 CA EC
C5B0:30 03 0A D0 FA A0 00 A2 60
C5B8:34 78 86 01 11 FC 91 FC F9
C5C0:A2 37 86 01 58 60 20 FD CE
C5C8:AE 20 EB B7 8E 02 00 AD D6
C5D0:14 00 8D FA 0D AE 15 00 A8
C5D8:8D FB 00 20 FD AD 20 EB 03
C5E0:B7 8E A9 02 AD 14 00 8D 8C
C5E8:A7 02 AD 15 00 8D A8 02 59
C5F0:A9 00 8D AD 02 8D AE 02 83
C5F8:A9 EE 8D 8A C6 8D B7 C6 12
C600:AD A7 02 38 ED FA 00 8D FA
C608:AA 02 AD A8 02 ED FB 00 6B
C610:8D AB 02 10 19 A9 00 8D 8D
C618:B7 C6 38 A9 00 ED AA 02 E3
C620:8D AA 02 A9 00 ED AB 02 0B
C628:8D AB 02 4C 40 C6 AD AA 8F
C630:02 D0 0D AD AB 02 D0 08 7E
C638:A9 FF 8D AD 02 8D AE 02 CC
C640:AD A9 02 38 ED 02 00 8D D7
C648:AC 02 A9 00 E9 00 8D AF FB
C650:02 10 16 A9 CE 8D 8A C6 C8
C658:A9 00 38 ED AC 02 8D AC D5
C660:02 A9 00 ED AF 02 8D AF 88
C668:02 20 32 C7 AD A9 02 CD A7
C670:02 00 D0 11 AD A7 02 CD 08
C678:FA 00 D0 09 AD AB 02 CD 10
C680:FB 00 D0 01 60 AD AE 02 4F
C688:10 19 EE 02 00 AD AA 02 70
C690:18 6D AD 02 8D AD 02 AD 30
C698:AB 02 6D AE 02 8D AE 02 BA
C6A0:4C 69 C6 38 AD AD 02 ED 21
C6A8:AC 02 8D AD 02 AD AE 02 BF
C6B0:ED AF 02 8D AE 02 A9 EE F9
C6B8:FB 0B EE FA 00 D0 03 EE 47
C6C0:FB 00 4C 69 C6 38 AD FA D9
C6C8:00 E9 01 8D FA 00 AD FB F8
C6D0:00 E9 00 8D FB 00 4C 69 93
C6D8:C6 A9 C7 A0 00 99 00 CA 68
C6E0:99 00 CB C8 D0 F7 A9 00 FA
C6E8:99 41 CB 99 00 CC C8 D0 3C
C6F0:F7 A9 3F 99 81 CC 99 81 5A
C6F8:CD CB A9 01 99 81 CC 99 EA
C700:81 CD C8 D0 EC A9 00 99 91
C708:11 CE 99 A1 CE C8 D0 F7 54
C710:20 20 C5 20 00 C5 A9 32 0F
C718:8D 6A C6 A9 C7 8D 6B C6 8E

```


Classified

```

C720:60 20 20 C5 20 00 C5 A9 7E
C728:4E 8D 6A C6 A9 C5 8D 6B E6
C730:C6 60 A9 00 8D FD CF A5 1A
C738:17 8D FE CF A5 18 8D FF 3C
C740:CF A5 FA 85 17 A5 FB 85 A5
C748:18 A9 CA 18 65 18 85 18 D7
C750:A0 00 A5 02 D1 17 B0 09 5A
C758:A9 01 8D FD CF A5 02 91 39
C760:17 A5 17 18 69 41 85 17 BB
C768:A5 18 69 01 85 18 B1 17 15
C770:C5 02 B0 09 A9 01 8D FD 74
C778:CF A5 02 91 17 A5 02 0A 10
C780:85 17 A9 CC 69 00 85 18 09
C788:A9 81 18 65 17 85 17 90 34
C790:02 E6 18 A0 01 38 A5 FA 17
C798:A0 00 F1 17 8D FC CF C8 F0
C7A0:A5 FB F1 17 0D FC CF B0 5E
C7A8:10 F0 0E A9 01 8D FD CF E2
C7B0:A5 FB 91 17 88 A5 FA 91 18
C7B8:17 A9 90 18 65 17 85 17 7B
C7C0:A9 01 65 18 85 18 A0 00 61
C7C8:38 A5 FA F1 17 8D FC CF 15
C7D0:A5 FB C8 F1 17 0D FC CF 21
C7D8:90 10 F0 0E A9 01 8D FD 1E
C7E0:CF A5 FB 91 17 88 A5 FA 7B
C7E8:91 17 AD 9D CF F0 03 20 05
C7F0:4E C5 AD FF CF 85 18 AD 41
C7F8:FE CF 85 17 60 A2 02 20 CF
C800:C9 FF A9 00 20 D2 FF A9 A1
C808:20 20 D2 FF A9 00 85 FB 60
C810:A9 E0 85 FC A0 00 A2 34 AD
C818:78 86 01 B1 FB A2 37 86 22
C820:01 58 20 D2 FF E6 FB D0 DD
C828:02 E6 FC A5 FB C9 41 D0 C8
C830:E5 A5 FC C9 FF D0 DF 20 7D
C838:CC FF 60 00 FF 00 00 00 3C
    
```

Program 3: Picture Display

For instructions on entering this program, please refer to "COMPUTE!'S Guide to Typing in Programs" in this issue of COMPUTE!.

```

HB 10 IFX=0THEN20
KK 14 GETK$ : I FK$ = " THEN 14
EA 15 POKES3272,21 : POKES3265,2
7 : POKES3280,14
GC 20 INPUT "{CLR} {DOWN} PICTURE
FILENAME" : FI$: IF FI$ = "
$" THEN GOTO 50
GM 25 OPEN2,8,2,FI$: CLOSE2 : OPE
N15,8,15 : INPUT#15,A,B$: C
LOSE15 : IF B$ = "OK" THEN 30
AD 26 PRINTB$: END
BK 30 PRINT "{CLR}": POKES3280,0
: POKES3265,59 : POKES3272,
29
SS 31 FORO=1TO24 : PRINT "PPPPPP
PPPPPPPPPPPPPPPPPPPPPPPPPP
PPPPPPPPPP" : NEXTO
SS 35 PRINT "PPPPPPPPPPPPPPPPPP
PPPPPPPPPPPPPPPPPPPPPPPP" :
POKE2023,16 : GOTOL60
MM 40 REM *DIRECTORY ROUTINE*
DF 50 OPEN1,8,0,"$0"
XE 60 GET#1,A$,A$
MH 70 GET#1,A$,A$
XP 80 S=ST : IFS<>0 THEN CLOSE1 : GO
TO 140
CD 90 GET#1,LO$,HI$
BG 100 LO=ASC(LO$+CHR$(0)) : HI=
ASC(HI$+CHR$(0)) : LN=LO+
HI*256 : LN$=MID$(STR$(LN
),2)
SE 110 PRINTLN$+" " ;
CM 120 GET#1,B$: IF B$ = " THEN
{SPACE} PRINT CHR$(13) : ;
GOTO 70
EC 130 PRINT B$ : GOTO 120
KP 140 OPEN1,8,15 : INPUT#15,EN
,EM$,ET,ES : CLOSE15 : IF EN
<>0 THEN PRINTEN : ES
BG 150 X=1 : GOTOL0
KD 160 X=1 : LOADFI$,8,1
    
```

SOFTWARE

FANTASTIC DAILY NUMBER FORECASTER!

Not a R/N Gen. Guaranteed! Str. Hits.
C/64, Ap, IBM, Atari. 1 Drive. OH add 5%
SASE for info. \$42.95 on Disk only to:
Z-Way, PO Box 9017-C, Canton, OH 44711

IBM PUBLIC DOMAIN SOFTWARE \$3 PER DISK.

Send for free list. We have dbases/games/
spreadsheets/finance/educational/and more.
For home or business. Disks are new D5DD.
JDX/C P.O. Box 1561, Corona, CA 91718

If you'd like information on the latest version of
your software, please call or write: **Batteries**
Included Customer Support, 30 Mural St.,
Richmond Hill, Ontario, Canada L4B 1B5
(416) 881-9816

COMMODORE: TRY BEFORE YOU BUY.

Best selling games, utilities, educational,
+ classics and new releases. 100's of titles.
Visa/MC. Free brochure. RENT-A-DISC,
Frederick Bldg. #345, Hunt'n, WV 25701
(304) 529-3232

FREE APPLE SOFTWARE

Over 1000 Public Domain Programs on 50
diskettes. \$5 each plus \$1 for shipping per order.
Send \$1 for catalog. Refundable with order.
C&H ENTERPRISES
PO Box 29243, Memphis, TN 38127



\$5 WIN \$5
with our
SPORTS
Handicapping
Software

THOROUGHbred/HARNESS Handicapping \$29.95 enhanced
\$49.95 GREYHOUND Handicapping \$29.95 enhanced \$49.95
PRO FOOTBALL Handicapping System \$39.95 Specify disk/
tape Apple II+cc, Atari IBM PC, COM 64/128, II, IIR5-80 Mod
3/4, Mod 100/200, Color Add \$2 post/handl MC/MSA/CODS
accepts Free information SOFTWARE EXCHANGE, Box 5382
CP W Bloomfield MI 48033 Orders 1-800-527-9407

TANDY 1000 PROGRAMS AND NEWSLETTER

Send for free information on educational &
entertainment programs & newsletter. Soda Pop
Software, POB 653, Kenosha, WI 53141

FREE SOFTWARE for C64, C128, IBM & CPM

send SASE for info (specify computer) to:
PUBLIC DOMAIN USERS GROUP,
PO Box 1442-A1, Orange Park, FL 32067

APPLE PUBLIC DOMAIN SOFTWARE (almost

free) Send \$2 for sample disk and catalog.
(refunded w/order) Disks cost \$2.50 and less.
CALOKE IND., Box 18477, KC, MO 64133

DISCOUNT SOFTWARE for most computers.

FREE CATALOG. Sale: 5.25" D5DD Disks
25 for \$13.95 ppd. WMJ DATA SYSTEMS-C,
4 Butterfly Dr., Hauppauge, NY 11788

ATARI 8-BIT MANDELBRÖT FRACTALS! 32K/

48K on one disk. Fast! Easy! Intriguing! All
graphic modes. Draw, Save, Load, Magnify
fractal art. \$9.95: **GEEKWARE,** Suite 204, 567
Vauxhall St. Ext, Waterford, CT 06385

COMPUTE! Classified is a low-cost way to tell over 350,000 microcomputer owners about your product or service.

Rates: \$25 per line, minimum of four lines. Any or all of the first line set in capital letters at no charge. Add \$15 per line for boldface words, or \$50 for the entire ad set in boldface (any number of lines.) Inquire about display rates.

Terms: Prepayment is required. Check, money order, American Express, Visa, or MasterCard is accepted.

Make checks payable to COMPUTE! Publications.

Form: Ads are subject to publisher's approval and must be either typed or legibly printed. One line equals 40 letters and spaces between words. Please underline words to be set in boldface.

General Information: Advertisers using post office box numbers in their ads must supply permanent address and telephone numbers. Ad will appear in next available issue after receipt.

Closing: 10th of the third month preceding cover date (e.g., June issue closes March 10th). Send order and remittance to: Harry Blair, Classified Manager, COMPUTE!, P.O. Box 5406, Greensboro, NC 27403. To place an ad by phone, call Harry Blair at (919) 275-9809.

Notice: COMPUTE! Publications cannot be responsible for offers or claims of advertisers, but will attempt to screen out misleading or questionable copy.

ATTENTION T.I. 99/4A OWNERS

• Over 1500 Accessories

THE WORLD'S LARGEST COMPUTER ASSISTANCE GROUP

Now serving over 35,000 members worldwide
with the best in technical assistance, service,
and products for the Texas Instrument 99/4A

To become a member and receive newsletters,
catalog, technical assistance and membership
package, send \$10.00 for a ONE Year Member-
ship to: **99/4A National Assist Group**

National Headquarters
P.O. Box 290812

Ft. Lauderdale, Florida 33329

Attention Membership Division

For Information Call (305) 583-0467

TI-99/4A QUALITY SOFTWARE for Business,
Home and Entertainment ** Bonus Software
Offer!** Send for FREE catalog to MICRO-BIZ
HAWAII, BOX 1108, PEARL CITY, HI 96782

TI-99/4A Software/Hardware Bargains.

Hard to find items. Huge Selection.

Fast Service. Free Catalog.

D.E.C., Box 690, Hicksville, NY 11801

Evaluate IBM-PC Software.

\$3 per disk. Also Commodore. Send \$1 to:

GEMS, 1435 Painter Cir #5, St. Laurent,

Quebec H4L3C4 Canada (514) 747-2561

FREE! PUBLIC DOMAIN SOFTWARE!

MS-DOS, IBM & Compatibles - Save \$\$\$

@ \$3.50 per disk! Free info: AP-JP Inc,

P.O. Box 1155, W. Babylon, NY 11704

C64 AUTO DISK MENU/PROGRAM LOADER.

Fast, unprotected BASIC, menu driven, 1 stroke
load & run. \$18 ch/mo. **SOUTHERN SYSTEM
SERVICES,** 1307 Krenek, Crosby, TX 77532

ATARI OWNERS - QUALITY ACTION/

STRATEGY games low as \$1.70 on disk only.

FREE catalog. Immediate delivery. M. Grossman

Software, PO Box 66, Lannon, WI 53051

AMIGA & C64 PUBLIC DOMAIN SOFTWARE

Games, Utilities, Graphics, Sound & much

more. For catalog send SASE & indicate

machine. **MCA,** Box 5533, Katy, TX 77491-5533

HEY AMIGO! PD software for AMIGA!

Games, Graphics, Utilities, More! Over 50 Disks

Available. Only \$5.95 ea! SASE for catalog.

Amyware, PO Box 19474, Jacksonville, FL 32245

CHEAP SOFTWARE FOR PC/MS-DOS/PCjr...

Games, Business, Educational and Utility

Disk. For catalog write: Morning Star,

P.O. Box 3095, Ann Arbor, MI 48106

MISCELLANEOUS

SAFWARE INSURES COMPUTERS against

fire, theft, & power surges for as little as

\$39. Call Safeware, The Insurance Agency Inc.

at 800/848-3469, Columbus, Ohio.

COMPUTE!'s Author's Guide

Most of the following suggestions serve to improve the speed and accuracy of publication. COMPUTE! is primarily interested in new and timely articles on the Commodore 64/128, Atari, Apple, IBM PC/PCjr, Amiga, and Atari ST. We are much more concerned with the content of an article than with its style, but articles should be clear and well-explained.

The guidelines below will permit your good ideas and programs to be more easily edited and published:

1. The upper left corner of the first page should contain your name, address, telephone number, and the date of submission.
2. The following information should appear in the upper right corner of the first page. If your article is specifically directed to one make of computer, please state the brand name and, if applicable, the BASIC or ROM or DOS version(s) involved. In addition, *please indicate the memory requirements of programs.*
3. The underlined title of the article should start about 2/3 of the way down the first page.
4. Following pages should be typed normally, except that in the upper right corner there should be an abbreviation of the title, your last name, and the page number. For example: Memory Map/Smith/2.
5. All lines within the text of the article must be double- or triple-spaced. A one-inch margin should be left at the right, left, top, and bottom of each page. No words should be divided at the ends of lines. And please do not justify. Leave the lines ragged.
6. Standard typing paper should be used (no erasable, onionskin, or other thin paper) and typing should be on one side of the paper only (upper- and lowercase).
7. Sheets should be attached together with a paper clip. Staples should not be used.
8. If you are submitting more than one article, send each one in a separate mailer with its own tape or disk.
9. Short programs (under 20 lines) can easily be included within the text. Longer programs should be separate listings. *It is essential that we have a copy of the program, recorded twice, on a tape or disk.* If your article was written with a word processor, we also appreciate a copy of the text file on the tape or disk. Please use high-quality 10 or 30 minute tapes with the program recorded on both sides. The tape or disk should be labeled with the author's name, the title of the article, and, if applicable, the BASIC/ROM/DOS version(s). Atari tapes should specify whether they are to be LOAded or ENTERed. We prefer to receive Apple programs on disk rather than tape. Tapes are fairly sturdy, but disks need to be enclosed within plastic or

cardboard mailers (available at photography, stationery, or computer supply stores).

10. A good general rule is to spell out the numbers zero through ten in your article and write higher numbers as numerals (1024). The exceptions to this are: Figure 5, Table 3, TAB(4), etc. Within ordinary text, however, the zero through ten should appear as words, not numbers. Also, symbols and abbreviations should not be used within text: use "and" (not &), "reference" (not ref.), "through" (not thru).

11. For greater clarity, use all capitals when referring to keys (RETURN, TAB, ESC, SHIFT), BASIC words (LIST, RND, GOTO), and three languages (BASIC, APL, PILOT). Headlines and subheads should, however, be initial caps only, and emphasized words are not capitalized. If you wish to emphasize, underline the word and it will be italicized during typesetting.

12. Articles can be of any length—from a single-line routine to a multi-issue series. The average article is about four to eight double-spaced, typed pages.

13. If you want to include photographs, they should be either 5×7 black and white glossies or color slides.

14. We do not consider articles which are submitted simultaneously to other publishers. If you wish to send an article to another magazine for consideration, please do not submit it to us.

15. COMPUTE! pays between \$70 and \$800 for published articles. In general, the rate reflects the length and quality of the article. Payment is made upon acceptance. Following submission (Editorial Department, COMPUTE! Magazine, P.O. Box 5406, Greensboro, NC 27403) it will take from four to eight weeks for us to reply. If your work is accepted, you will be notified by a letter which will include a contract for you to sign and return. *Rejected manuscripts are returned to authors who enclose a self-addressed, stamped envelope.*

16. If your article is accepted and you have since made improvements to the program, please submit an entirely new tape or disk and a new copy of the article reflecting the update. We cannot easily make revisions to programs and articles. It is necessary that you send the revised version as if it were a new submission entirely, but be sure to indicate that your submission is a revised version by writing, "Revision" on the envelope and the article.

17. COMPUTE! does not accept unsolicited product reviews. If you are interested in serving on our panel of reviewers, contact the Review Coordinator for details.

COMPUTE!'s Guide To Typing In Programs

Computers are precise—type the program *exactly* as listed, including necessary punctuation and symbols, except for special characters noted below. We have provided a special listing convention as well as a program to check your typing—"The Automatic Proofreader."

Programs for the IBM, TI-99/4A, and Atari ST models should be typed exactly as listed; no special characters are used. Programs for Commodore, Apple, and Atari 400/800/XL/XE computers may contain some hard-to-read special characters, so we have a listing system that indicates these control characters. You will find these Commodore and Atari characters in curly braces; *do not type the braces*. For example, {CLEAR} or {CLR} instructs you to insert the symbol which clears the screen on the Atari or Commodore machines. A complete list of these symbols is shown in the tables below. For Commodore, Apple, and Atari, a single symbol by itself within curly braces is usually a control key or graphics key. If you see {A}, hold down the CONTROL key and press A. This will produce a reverse video character on the Commodore (in quote mode), a graphics character on the Atari, and an invisible control character on the Apple.

Graphics characters entered with the Commodore logo key are enclosed in a special bracket: {<A>}. In this case, you would hold down the Commodore logo key as you type A. Our Commodore listings are in uppercase, so shifted symbols are underlined>. A graphics heart symbol (SHIFT-S) would be listed as S. One exception is {SHIFT-SPACE}. When you see this, hold down SHIFT and press the space bar. If a number precedes a symbol, such as {5 RIGHT}, {6 S}, or {<8 Q>}, you would enter five cursor rights, six shifted S's, or eight Commodore-Q's. On the Atari, inverse characters (white on black) should be entered with the inverse video

Atari 400/800/XL/XE

When you see	Type	See
{CLEAR}	ESC SHIFT <	↵ Clear Screen
{UP}	ESC CTRL -	↑ Cursor Up
{DOWN}	ESC CTRL =	↓ Cursor Down
{LEFT}	ESC CTRL +	← Cursor Left
{RIGHT}	ESC CTRL *	→ Cursor Right
{BACK S}	ESC DELETE	⌫ Backspace
{DELETE}	ESC CTRL DELETE	⌫ Delete character
{INSERT}	ESC CTRL INSERT	⌫ Insert character
{DEL LINE}	ESC SHIFT DELETE	⌫ Delete line
{INS LINE}	ESC SHIFT INSERT	⌫ Insert line
{TAB}	ESC TAB	→ TAB key
{CLR TAB}	ESC CTRL TAB	⌫ Clear tab
{SET TAB}	ESC SHIFT TAB	⌫ Set tab stop
{BELL}	ESC CTRL 2	⌫ Ring buzzer
{ESC}	ESC ESC	⌫ ESCape key

Commodore PET/CBM/VIC/64/128/16/+4

When You Read:	Press:	See:	When You Read:	Press:	See:
{CLR}	SHIFT CLR/HOME		{ 1 }	COMMODORE 1	
{HOME}	CLR/HOME		{ 2 }	COMMODORE 2	
{UP}	SHIFT ↑ CRSR ↓		{ 3 }	COMMODORE 3	
{DOWN}	↑ CRSR ↓		{ 4 }	COMMODORE 4	
{LEFT}	SHIFT ← CRSR →		{ 5 }	COMMODORE 5	
{RIGHT}	← CRSR →		{ 6 }	COMMODORE 6	
{RVS}	CTRL 9		{ 7 }	COMMODORE 7	
{OFF}	CTRL 0		{ 8 }	COMMODORE 8	
{BLK}	CTRL 1		{ F1 }	F1	
{WHT}	CTRL 2		{ F2 }	SHIFT F2	
{RED}	CTRL 3		{ F3 }	F3	
{CYN}	CTRL 4		{ F4 }	SHIFT F4	
{PUR}	CTRL 5		{ F5 }	F5	
{GRN}	CTRL 6		{ F6 }	SHIFT F6	
{BLU}	CTRL 7		{ F7 }	F7	
{YEL}	CTRL 8		{ F8 }	SHIFT F8	
			←	←	

key (Atari logo key on 400/800 models).

Whenever more than two spaces appear in a row, they are listed in a special format. For example, {6 SPACES} means press the space bar six times. Our Commodore listings never leave a single space at the end of a line, instead moving it to the next printed line as {SPACE}.

Amiga program listings contain only one special character, the left arrow (-) symbol. This character marks the end of each program line. Wherever you see a left arrow, press RETURN or move the cursor off the line to enter that line into memory. Don't try to type in the left arrow symbol; it's there only as a marker to indicate where each program line ends.

The Automatic Proofreader

Type in the appropriate program listed below, then save it for future use. The Commodore Proofreader works on the Commodore 128, 64, Plus/4, 16, and VIC-20. Don't omit any lines, even if they contain unfamiliar commands or you think they don't apply to your computer. When you run the program, it installs a machine language program in memory and erases its BASIC portion automatically (so be sure to save several copies before running the program for the first time). If you're using a Commodore 128, Plus/4 or 16, do *not* use any GRAPHIC commands while the Proofreader is active. You should disable the Commodore Proofreader before running any other program. To do this, either turn the computer off and on or enter SYS 64738 (for the 64), SYS 65341 (128), SYS 64802 (VIC-20), or SYS 65526 (Plus/4 or 16). To reenable the Proofreader, reload the program and run it as usual. Unlike the original VIC/64 Proofreader, this version works the same with disk or tape.

On the Atari, run the Proofreader to activate it (the Proofreader remains active in memory as a machine language program); you must then enter NEW to erase the BASIC loader. Pressing SYSTEM RESET deactivates the Atari Proofreader; enter PRINTUSR(1536) to reenable it.

The Apple Proofreader erases the BASIC portion of itself after you run it, leaving only the machine language portion in memory. It works with either DOS 3.3 or ProDOS. Disable the Apple Proofreader by pressing CTRL-RESET before running another BASIC program.

The IBM Proofreader is a BASIC program that simulates the IBM BASIC line editor, letting you enter, edit, list, save, and load programs that you type. Type RUN to activate. Be sure to leave Caps Lock on, except when typing lowercase characters.

Once the Proofreader is active, try typing in a line. As soon as you press RETURN, either a hexadecimal number (on the Apple) or a pair of letters (on the Commodore, Atari, or IBM) appears. The number or pair of letters is called a *checksum*.

Compare the value displayed on the screen by the Proofreader with the checksum printed in the program listing in the magazine. The checksum is given to the left of each line number. Just type in the program a line at a time (without the printed checksum), press RETURN or Enter, and compare the checksums. If they match, go on to the next line. If not, check your typing; you've made a mistake. Because of the checksum method used, do not type abbreviations, such as ? for PRINT. On the Atari and Apple Proofreaders, spaces are not counted as part of the checksum, so be sure you type the right number of spaces between quote marks. The Atari Proofreader does not check to see that you've typed the characters in the right order, so if characters are transposed, the checksum still matches the listing. The Commodore Proofreader catches transposition errors and ignores spaces unless they're enclosed in quotation marks. The IBM Proofreader detects errors in spacing and transposition.

IBM Proofreader Commands

Since the IBM Proofreader replaces the computer's normal BASIC line editor, it has to include many of the direct-mode IBM BASIC commands. The syntax is identical to IBM BASIC. Commands simulated are LIST, LLIST, NEW, FILES, SAVE, and LOAD. When listing your program, press any key (except Ctrl-Break) to stop the listing. If you enter NEW, the Proofreader prompts you to press Y to be especially sure you mean yes.

Two new commands are BASIC and CHECK. BASIC exits the Proofreader back to IBM BASIC, leaving the Proofreader in memory. CHECK works just like LIST, but shows the checksums along with the listing. After you have typed in a program, save it to disk. Then exit the Proofreader with the BASIC command, and load the program as usual (this replaces the Proofreader in memory). You can now run the program, but you may want to re-save it to disk. This will shorten it on disk and make it load faster, but it can no longer be edited with the Proofreader. If you want to convert an existing BASIC program to Proofreader format, save it to disk with SAVE "filename",A.

Program 1: Atari Proofreader

By Charles Brannon, Program Editor

```
100 GRAPHICS 0
110 FOR I=1536 TO 1700:READ
  A:POKE I,A:CK=CK+A:IN
  EXT I
120 IF CK<>19072 THEN ? "E
  rror in DATA Statement
  . Check Typing.":END

130 A=USR(1536)
140 ? :? "Automatic Proofr
  eader Now Activated."
150 END
160 DATA 104,160,0,185,26,
  3,201,69,240,7
170 DATA 200,200,192,34,20
  8,243,96,200,169,74
180 DATA 153,26,3,200,169,
  6,153,26,3,162
190 DATA 0,189,0,228,157,7
  4,6,232,224,16
200 DATA 208,245,169,93,14
  1,78,6,169,6,141
210 DATA 79,6,24,173,4,228
  ,105,1,141,95
220 DATA 6,173,5,228,105,0
  ,141,96,6,169
230 DATA 0,133,203,96,247,
  238,125,241,93,6
240 DATA 244,241,115,241,1
  24,241,76,205,238
250 DATA 0,0,0,0,0,32,62,2
  46,8,201
260 DATA 155,240,13,201,32
  ,240,7,72,24,101
270 DATA 203,133,203,104,4
  0,96,72,152,72,138
280 DATA 72,160,0,169,128,
  145,88,200,192,40
290 DATA 208,249,165,203,7
  4,74,74,74,24,105
300 DATA 161,160,3,145,88,
  165,203,41,15,24
310 DATA 105,161,200,145,8
  8,169,0,133,203,104
320 DATA 170,104,168,104,4
  0,96
```

Program 2: IBM Proofreader

By Charles Brannon, Program Editor

```
10 "Automatic Proofreader Vers
  ion 3.0 (Lines 205,206 adde
  d/190 deleted/470,490 chang
  ed from V2.0)
100 DIM L$(500),LNUM(500):COLR
  0,7,7:KEY OFF:CLS:MAX=0:
  LNUM(0)=65536!
110 ON ERROR GOTO 120:KEY 15,C
  HR$(4)+CHR$(70):ON KEY(15)
  GOSUB 640:KEY (15) ON:BOT
  O 130
120 RESUME 130
130 DEF SEG=&H40:W=PEEK(&H4A)
140 ON ERROR GOTO 650:PRINT:PR
  INT"Proofreader Ready."
150 LINE INPUT L$:Y=CSRLIN-INT
  (LEN(L$)/W)-1:LOCATE Y,1
160 DEF SEG=0:POKE 1050,30:POK
  E 1052,34:POKE 1054,0:POKE
  1055,79:POKE 1056,13:POKE
  1057,28:LINE INPUT L$:DEF
  SEG:IF L$="" THEN 150
170 IF LEFT$(L$,1)="" THEN L$
  =MID$(L$,2):GOTO 170
```

```

180 IF VAL(LEFT$(L$,2))=0 AND
MID$(L$,3,1)=" " THEN L$=M
ID$(L$,4)
200 IF ASC(L$)>57 THEN 260 'no
line number, therefore co
mmand
205 BL=INSTR(L$," "):IF BL=0 T
HEN BL=L$:GOTO 206 ELSE B
L$=LEFT$(L$,BL-1)
206 LNUM=VAL(BL$):TEXT$=MID$(L
$,LEN(STR$(LNUM))+1)
210 IF TEXT$="" THEN GOSUB 540
:IF LNUM=LNUM(P) THEN BOSU
B 560:GOTO 150 ELSE 150
220 CKSUM=0:FOR I=1 TO LEN(L$)
:CKSUM=(CKSUM+ASC(MID$(L$,
I)))$I AND 255:NEXT:I LOCATE
Y,1:PRINT CHR$(65+CKSUM/1
6)+CHR$(65+(CKSUM AND 15))
+" "+L$
230 GOSUB 540:IF LNUM(P)=LNUM
THEN L$(P)=TEXT$:GOTO 150
'replace line
240 GOSUB 580:GOTO 150 'insert
the line
260 TEXT$="":FOR I=1 TO LEN(L$)
:A=ASC(MID$(L$,I)):TEXT$=
TEXT$+CHR$(A+32*(A>96 AND
A<123)):NEXT
270 DELIMITER=INSTR(TEXT$," ")
:COMMAND$=TEXT$:ARG$="":IF
DELIMITER THEN COMMAND$=L
EFT$(TEXT$,DELIMITER-1):AR
G$=MID$(TEXT$,DELIMITER+1)
ELSE DELIMITER=INSTR(TEXT
$,CHR$(34)):IF DELIMITER T
HEN COMMAND$=LEFT$(TEXT$,D
ELIMITER-1):ARG$=MID$(TEXT
$,DELIMITER)
280 IF COMMAND$<>"LIST" THEN 4
10
290 OPEN "scrn:" FOR OUTPUT AS
#1
300 IF ARG$="" THEN FIRST=0:P=
MAX-1:GOTO 340
310 DELIMITER=INSTR(ARG$,"-"):
IF DELIMITER=0 THEN LNUM=V
AL(ARG$):GOSUB 540:FIRST=P
:GOTO 340
320 FIRST=VAL(LEFT$(ARG$,DELIM
ITER)):LAST=VAL(MID$(ARG$,
DELIMITER+1))
330 LNUM=FIRST:GOSUB 540:FIRST
=P:LNUM=LAST:GOSUB 540:IF
P=0 THEN P=MAX-1
340 FOR X=FIRST TO P:N$=MID$(S
TR$(LNUM(X)),2)+" "
350 IF CKFLAG=0 THEN A$="":GOT
O 370
360 CKSUM=0:A$=N$+L$(X):FOR I=
1 TO LEN(A$):CKSUM=(CKSUM+
ASC(MID$(A$,I)))$I AND 255
:NEXT:A$=CHR$(65+CKSUM/16)
+CHR$(65+(CKSUM AND 15))+
"
370 PRINT #1,A$+N$+L$(X)
380 IF INKEY$<>" " THEN X=P
390 NEXT :CLOSE #1:CKFLAG=0
400 GOTO 130
410 IF COMMAND$="LLIST" THEN O
PEN "lpt1:" FOR OUTPUT AS
#1:GOTO 300
420 IF COMMAND$="CHECK" THEN C
KFLAG=1:GOTO 290
430 IF COMMAND$<>"SAVE" THEN 4
50
440 GOSUB 600:OPEN ARG$ FOR OU
TPUT AS #1:ARG$="":GOTO 30
0
450 IF COMMAND$<>"LOAD" THEN 4
90

```

```

460 GOSUB 600:OPEN ARG$ FOR IN
PUT AS #1:MAX=0:P=0
470 WHILE NOT EOF(1):LINE INPU
T #1,L$:BL=INSTR(L$," "):B
L$=LEFT$(L$,BL-1):LNUM(P)=
VAL(BL$):L$(P)=MID$(L$,LEN
(STR$(VAL(BL$)))+1):P=P+1:
WEND
480 MAX=P:CLOSE #1:GOTO 130
490 IF COMMAND$="NEW" THEN INP
UT "Erase program - Are yo
u sure":L$:IF LEFT$(L$,1)=
"y" OR LEFT$(L$,1)="Y" THE
N MAX=0:LNUM(0)=65536:GOT
O 130:ELSE 130
500 IF COMMAND$="BASIC" THEN C
OLOR 7,0,0:ON ERROR GOTO 0
:CLS:END
510 IF COMMAND$<>"FILES" THEN
520
515 IF ARG$="" THEN ARG$="A:"
ELSE SEL=1:GOSUB 600
517 FILES ARG$:GOTO 130
520 PRINT "Syntax error":GOTO 1
30
540 P=0:WHILE LNUM>LNUM(P) AND
P<MAX:P=P+1:WEND:RETURN
560 MAX=MAX-1:FOR X=P TO MAX:L
NUM(X)=LNUM(X+1):L$(X)=L$(
X+1):NEXT:RETURN
580 MAX=MAX+1:FOR X=MAX TO P+1
STEP -1:LNUM(X)=LNUM(X-1)
:L$(X)=L$(X-1):NEXT:L$(P)=
TEXT$:LNUM(P)=LNUM:RETURN
600 IF LEFT$(ARG$,1)<>CHR$(34)
THEN 520 ELSE ARG$=MID$(A
RG$,2)
610 IF RIGHT$(ARG$,1)=CHR$(34)
THEN ARG$=LEFT$(ARG$,LEN(
ARG$)-1)
620 IF SEL=0 AND INSTR(ARG$,".
")=0 THEN ARG$=ARG$+".BAS"
630 SEL=0:RETURN
640 CLOSE #1:CKFLAG=0:PRINT"St
opped.":RETURN 150
650 PRINT "Error #":ERR:RESUME
150

```

Program 3: Commodore Proofreader

By Philip Nelson, Assistant Editor

```

10 VEC=PEEK(772)+256*PEEK(773)
:LO=43:HI=44
20 PRINT "AUTOMATIC PROOFREADER
FOR ";:IF VEC=42364 THEN
{SPACE}PRINT "C-64"
30 IF VEC=50556 THEN PRINT "VI
C-20"
40 IF VEC=35158 THEN GRAPHIC C
LR:PRINT "PLUS/4 & 16"
50 IF VEC=17165 THEN LO=45:HI=
46:GRAPHIC CLR:PRINT"128"
60 SA=(PEEK(LO)+256*PEEK(HI))+
6:ADR=SA
70 FOR J=0 TO 166:READ BYT:POK
E ADR,BYT:ADR=ADR+1:CHK=CHK
+BYT:NEXT
80 IF CHK<>20570 THEN PRINT "**
ERROR* CHECK TYPING IN DATA
STATEMENTS":END
90 FOR J=1 TO 5:READ RF,LF,HF:
RS=SA+RF:HB=INT(RS/256):LB=
RS-(256*HB)
100 CHK=CHK+RF+LF+HF:POKE SA+L
F,LB:POKE SA+HF,HB:NEXT
110 IF CHK<>22054 THEN PRINT "
*ERROR* RELOAD PROGRAM AND

```

```

{SPACE}CHECK FINAL LINE":EN
D
120 POKE SA+149,PEEK(772):POKE
SA+150,PEEK(773)
130 IF VEC=17165 THEN POKE SA+
14,22:POKE SA+18,23:POKESA+
29,224:POKESA+139,224
140 PRINT CHR$(147);CHR$(17);"
PROOFREADER ACTIVE":SYS SA
150 POKE HI,PEEK(HI)+1:POKE (P
EEK(LO)+256*PEEK(HI))-1,0:N
EW
160 DATA 120,169,73,141,4,3,16
9,3,141,5,3
170 DATA 88,96,165,20,133,167,
165,21,133,168,169
180 DATA 0,141,0,255,162,31,18
1,199,157,227,3
190 DATA 202,16,248,169,19,32,
210,255,169,18,32
200 DATA 210,255,160,0,132,180
,132,176,136,230,180
210 DATA 200,185,0,2,240,46,20
1,34,208,8,72
220 DATA 165,176,73,255,133,17
6,104,72,201,32,208
230 DATA 7,165,176,208,3,104,2
08,226,104,166,180
240 DATA 24,165,167,121,0,2,13
3,167,165,168,105
250 DATA 0,133,168,202,208,239
,240,202,165,167,69
260 DATA 168,72,41,15,168,185,
211,3,32,210,255
270 DATA 104,74,74,74,168,1
85,211,3,32,210
280 DATA 255,162,31,189,227,3,
149,199,202,16,248
290 DATA 169,146,32,210,255,76
,86,137,65,66,67
300 DATA 68,69,70,71,72,74,75,
77,80,81,82,83,88
310 DATA 13,2,7,167,31,32,151,
116,117,151,128,129,167,136
,137

```

Program 4: Apple Proofreader

By Tim Victor, Editorial Programmer

```

10 C = 0: FOR I = 768 TO 768 +
68: READ A:C = C + A: POKE I
,A: NEXT
20 IF C < > 7258 THEN PRINT "ER
ROR IN PROOFREADER DATA STAT
EMENTS": END
30 IF PEEK(190 * 256) < > 76 T
HEN POKE 56,0: POKE 57,3: CA
LL 100: GOTO 50
40 PRINT CHR$(4);"IN#A$300"
50 POKE 34,0: HOME : POKE 34,1:
VTAB 2: PRINT "PROOFREADER
INSTALLED"
60 NEW
100 DATA 216,32,27,253,201,141
110 DATA 208,60,138,72,169,0
120 DATA 72,189,255,1,201,160
130 DATA 240,8,104,10,125,255
140 DATA 1,105,0,72,202,208
150 DATA 238,104,170,41,15,9
160 DATA 48,201,58,144,2,233
170 DATA 57,141,1,4,138,74
180 DATA 74,74,74,41,15,9
190 DATA 48,201,58,144,2,233
200 DATA 57,141,0,4,104,170
210 DATA 169,141,96

```

MLX Machine Language Entry Program For Commodore 64 And 128

Ottis Cowper, Technical Editor

"MLX" is a labor-saving utility that allows almost fail-safe entry of machine language programs. Included are versions for the Commodore 64 and 128.

Type in and save some copies of whichever version of MLX is appropriate for your computer (you'll want to use it to enter future ML programs from COMPUTE!). Program 1 is for the Commodore 64, and Program 2 is for the 128 (128 MLX can also be used to enter Commodore 64 ML programs for use in 64 mode). When you're ready to enter an ML program, load and run MLX. It asks you for a starting address and an ending address. These addresses appear in the article accompanying the MLX-format program listing you're typing.

If you're unfamiliar with machine language, the addresses (and all other values you enter in MLX) may appear strange. Instead of the usual decimal numbers you're accustomed to, these numbers are in *hexadecimal*—a base 16 numbering system commonly used by ML programmers. Hexadecimal—hex for short—includes the numerals 0-9 and the letters A-F. But don't worry—even if you know nothing about ML or hex, you should have no trouble using MLX.

After you enter the starting and ending addresses, you'll be offered the option of clearing the workspace. Choose this option if you're starting to enter a new listing. If you're continuing a listing that's partially typed from a previous session, don't choose this option.

A functions menu will appear. The first option in the menu is ENTER DATA. If you're just starting to type in a program, pick this. Press the E key, and type the first number in the first line of the program listing. If you've already typed in part of a program, type the line number where you left off typing at the end of the previous session (be sure to load the partially completed program before you resume entry). In any case, make sure the address you enter corresponds to the address of a line in the listing you are entering. Otherwise, you'll be unable to enter the data correctly. If you pressed E by mistake, you can return to the command menu by pressing RETURN alone when asked for the address. (You can get back to the menu from most options by pressing RETURN with no other input.)

Entering A Listing

Once you're in Enter mode, MLX prints the address for each program line for you. You then type in all nine numbers on that line, beginning with the first two-digit number after the colon (:). Each line represents eight data bytes and a checksum. Although an MLX-format listing appears similar to the "hex dump" listings from a machine language monitor program, the extra checksum number on the end allows MLX to check your typing. (Commodore 128 users *can* enter the data from an MLX listing using the built-in monitor if the rightmost column of data is omitted, but we recommend against it. It's much easier to let MLX do the proofreading and error checking for you.)

Figure 1: 64 MLX Keypad

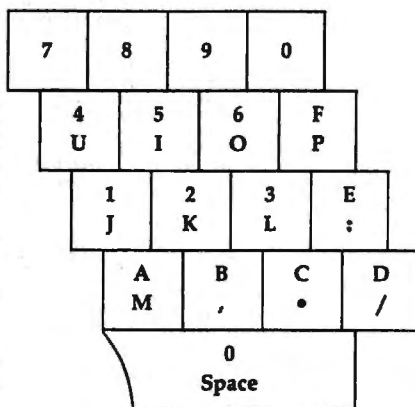
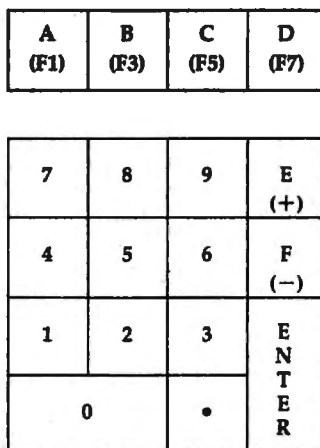


Figure 2: 128 MLX Keypad



When you enter a line, MLX recalculates the checksum from the eight bytes and the address and compares this value to the number from the ninth column. If the values match, you'll hear a bell tone, the data will be added to the workspace area, and the prompt for the next line of data will appear. But if MLX detects a typing error, you'll hear a low buzz and see an error message. The line will then be redisplayed for editing.

Invalid Characters Banned

Only a few keys are active while you're entering data, so you may have to unlearn some habits. You *do not* type spaces between the columns; MLX automatically inserts these for you. You *do not* press RETURN after typing the last number in a line; MLX automatically enters and checks the line after you type the last digit.

Only the numerals 0-9 and the letters A-F can be typed in. If you press any other key (with some exceptions noted below), you'll hear a warning buzz. To simplify typing, 128 MLX redefines the function keys and + and - keys on the numeric keypad so that you can enter data one-handed. In either case, the keypad is active only while entering data. Addresses must be entered with the normal letter and number keys. The figures below show the keypad configurations for each version.

MLX checks for transposed characters. If you're supposed to type in A0 and instead enter 0A, MLX will catch your mistake. There is one error that can slip past MLX: Because of the checksum formula used, MLX won't notice if you accidentally type FF in place of 00, and vice versa. And there's a very slim chance that you could garble a line and still end up with a combination of characters that adds up to the proper checksum. However, these mistakes should not occur if you take reasonable care while entering data.

Editing Features

To correct typing mistakes before finishing a line, use the INST/DEL key to delete the character to the left of the cursor. (The cursor-left key also deletes.) If you mess up a line really badly, press CLR/HOME to start the line over. The RETURN key is also active, but only before any data is typed on a line. Pressing RETURN at this point returns you to the command menu. After you

type a character of data, MLX disables RETURN until the cursor returns to the start of a line. Remember, you can press CLR/HOME to quickly get to a line number prompt.

More editing features are available when correcting lines in which MLX has detected an error. To make corrections in a line that MLX has redisplayed for editing, compare the line on the screen with the one printed in the listing, then move the cursor to the mistake and type the correct key. The cursor left and right keys provide the normal cursor controls. (The INST/DEL key now works as an alternative cursor-left key.) You cannot move left beyond the first character in the line. If you try to move beyond the rightmost character, you'll reenter the line. During editing, RETURN is active; pressing it tells MLX to recheck the line. You can press the CLR/HOME key to clear the entire line if you want to start from scratch, or if you want to get to a line number prompt to use RETURN to get back to the menu.

Display Data

The second menu choice, DISPLAY DATA, examines memory and shows the contents in the same format as the program listing (including the checksum). When you press D, MLX asks you for a starting address. Be sure that the starting address you give corresponds to a line number in the listing. Otherwise, the checksum display will be meaningless. MLX displays program lines until it reaches the end of the program, at which point the menu is redisplayed. You can pause the display by pressing the space bar. (MLX finishes printing the current line before halting.) Press space again to restart the display. To break out of the display and get back to the menu before the ending address is reached, press RETURN.

Other Menu Options

Two more menu selections let you save programs and load them back into the computer. These are SAVE FILE and LOAD FILE; their operation is quite straightforward. When you press S or L, MLX asks you for the filename. You'll then be asked to press either D or T to select disk or tape.

You'll notice the disk drive starting and stopping several times during a load or save (save only for the 128 version). Don't panic; this is normal behavior. MLX opens and reads from or writes to the file instead of using the usual LOAD and SAVE commands (128 MLX makes use of BLOAD). Disk users should also note that the drive prefix 0: is automatically added to the filename (line 750 in 64 MLX), so this should *not* be included when entering

the name. This also precludes the use of @ for Save-with-Replace, so remember to give each version you save a different name. The 128 version makes up for this by giving you the option of scratching the existing file if you want to reuse a filename.

Remember that MLX saves the entire workspace area from the starting address to the ending address, so the save or load may take longer than you might expect if you've entered only a small amount of data from a long listing. When saving a partially completed listing, make sure to note the address where you stopped typing so you'll know where to resume entry when you reload.

MLX reports the standard disk or tape error messages if any problems are detected during the save or load. (Tape users should bear in mind that Commodore computers are never able to detect errors during a save to tape.) MLX also has three special load error messages: INCORRECT STARTING ADDRESS, which means the file you're trying to load does not have the starting address you specified when you ran MLX; LOAD ENDED AT address, which means the file you're trying to load ends before the ending address you specified when you started MLX; and TRUNCATED AT ENDING ADDRESS, which means the file you're trying to load extends beyond the ending address you specified when you started MLX. If you see one of these messages and feel certain that you've loaded the right file, exit and rerun MLX, being careful to enter the correct starting and ending addresses.

The 128 version also has a CATALOG DISK option so you can view the contents of the disk directory before saving or loading.

The QUIT menu option has the obvious effect—it stops MLX and enters BASIC. The RUN/STOP key is disabled, so the Q option lets you exit the program without turning off the computer. (Of course, RUN/STOP-RESTORE also gets you out.) You'll be asked for verification; press Y to exit to BASIC, or any other key to return to the menu. After quitting, you can type RUN again and reenter MLX without losing your data, as long as you don't use the clear workspace option.

The Finished Product

When you've finished typing all the data for an ML program and saved your work, you're ready to see the results. The instructions for loading and using the finished product vary from program to program. Some ML programs are designed to be loaded and run like BASIC programs, so all you need to type is LOAD "filename",8 for disk

(DLOAD "filename" on the 128) or LOAD "filename" for tape, and then RUN. Such programs will usually have a starting address of 0801 for the 64 or 1C01 for the 128. Other programs must be reloaded to specific addresses with a command such as LOAD "filename",8,1 for disk (BLOAD "filename" on the 128) or LOAD "filename",1,1 for tape, then started with a SYS to a particular memory address. On the Commodore 64, the most common starting address for such programs is 49152, which corresponds to MLX address C000. In either case, you should always refer to the article which accompanies the ML listing for information on loading and running the program.

An Ounce Of Prevention

By the time you finish typing in the data for a long ML program, you may have several hours invested in the project. Don't take chances—use our "Automatic Proofreader" to type the new MLX, and then test your copy *thoroughly* before first using it to enter any significant amount of data. Make sure all the menu options work as they should. Enter fragments of the program starting at several different addresses, then use the Display option to verify that the data has been entered correctly. And be sure to test the Save and Load options several times to insure that you can recall your work from disk or tape. Don't let a simple typing error in the new MLX cost you several nights of hard work.

Program 1: MLX For Commodore 64

```
SS 10 REM VERSION 1.1: LINES 8
    30,950 MODIFIED, LINES 4
    85-487 ADDED
EK 100 POKE 56,50:CLR:DIM IN$,
    I,J,A,B,A$,B$,A(7),N$
DM 110 C4=48:C6=16:C7=7:Z2=2:Z
    4=254:Z5=255:Z6=256:Z7=
    127
CJ 120 FA=PEEK(45)+Z6*PEEK(46)
    :BS=PEEK(55)+Z6*PEEK(56
    ):H$="0123456789ABCDEF"
SB 130 R$=CHR$(13):L$="{LEFT}"
    :S$=" " :D$=CHR$(20):Z$=
    CHR$(0):T$="{13 RIGHT}"
CQ 140 SD=54272:FOR I=SD TO SD
    +23:POKE I,0:NEXT:POKE
    {SPACE}SD+24,15:POKE 78
    8,52
FC 150 PRINT "{CLR}"CHR$(142)CH
    R$(8):POKE 53280,15:POK
    E 53281,15
EJ 160 PRINT T$ "{RED}"{RVS}
    {2 SPACES}{E8 0}
    {2 SPACES}"SPC(28)"
    {2 SPACES}"OFF"{BLU} ML
    X II {RED}"{RVS}
    {2 SPACES}"SPC(28)"
    {12 SPACES}"BLU}"
FR 170 PRINT "{3 DOWN}
    {3 SPACES}COMPUTE!'S MA
```

```

CHINE LANGUAGE EDITOR
[3 DOWN]"
JB 180 PRINT"[BLK]STARTING ADD
RESS[4]";:GOSUB300:SA=A
D:GOSUB1040:IF F THEN18
0
GF 190 PRINT"[BLK]{2 SPACES}EN
DING ADDRESS[4]";:GOSUB
300:EA=AD:GOSUB1030:IF
[SPACE]F THEN190
KR 200 INPUT"[3 DOWN]{BLK}CLEA
R WORKSPACE [Y/N][4]";A
$:IF LEFT$(A$,1)<>"Y"TH
EN220
PG 210 PRINT"[2 DOWN]{BLU}WORK
ING...";:FORI=BS TO BS+
EA-SA+7:POKE I,0:NEXT:P
RINT"DONE"
DR 220 PRINTTAB(10)"[2 DOWN]
{BLK}{RVS} MLX COMMAND
[SPACE]MENU [DOWN][4]";
PRINT T$"{RVS}E[OFF]NTE
R DATA"
BD 230 PRINT T$"{RVS}D[OFF]ISP
LAY DATA":PRINT T$"
[RVS]L[OFF]OAD FILE"
JS 240 PRINT T$"{RVS}S[OFF]AVE
FILE":PRINT T$"{RVS}Q
[OFF]UIT[2 DOWN]{BLK}"
JH 250 GET A$:IF A$=N$ THEN250
HK 260 A=0:FOR I=1 TO 5:IF A$=
MID$( "EDLSQ",I,1)THEN A
=I:I=5
FD 270 NEXT:ON A GOTO420,610,6
90,700,280:GOSUB1060:GO
TO250
EJ 280 PRINT"[RVS] QUIT ":INPU
T"[DOWN][4]ARE YOU SURE
[Y/N]";A$:IF LEFT$(A$,
1)<>"Y"THEN220
EM 290 POKE SD+24,0:END
JX 300 IN$=N$:AD=0:INPUTIN$:IF
LEN(IN$)<4THENRETURN
KF 310 B$=IN$:GOSUB320:AD=A:B$
=MID$(IN$,3):GOSUB320:A
D=AD*256+A:RETURN
PP 320 A=0:FOR J=1 TO 2:A$=MID
$(B$,J,1):B=ASC(A$)-C4+
(A$>"e")*C7:A=A*C6+B
JA 330 IF B<0 OR B>15 THEN AD=
0:A=-1:J=2
GX 340 NEXT:RETURN
CH 350 B=INT(A/C6):PRINT MID$(
H$,B+1,1);:B=A-B*C6:PRI
NT MID$(H$,B+1,1);:RETU
RN
RR 360 A=INT(AD/Z6):GOSUB350:A
=AD-A*Z6:GOSUB350:PRINT
":";
BE 370 CK=INT(AD/Z6):CK=AD-Z4*
CK+Z5*(CK>Z7):GOTO390
PX 380 CK=CK*Z2+Z5*(CK>Z7)+A
JC 390 CK=CK+Z5*(CK>Z5):RETURN
QS 400 PRINT"[DOWN]STARTING AT
[4]";:GOSUB300:IF IN$<>
N$ THEN GOSUB1030:IF F
[SPACE]THEN400
EX 410 RETURN
HD 420 PRINT"[RVS] ENTER DATA
[SPACE]";:GOSUB400:IF IN
$=N$ THEN220
JK 430 OPEN3,3:PRINT
SK 440 POKE198,0:GOSUB360:IF F
THEN PRINT IN$:PRINT"
{UP}[5 RIGHT]";
GC 450 FOR I=0 TO 24 STEP 3:B$
=S$:FOR J=1 TO 2:IF F T
HEN B$=MID$(IN$,I+J,1)
HA 460 PRINT"[RVS]"B$;:IF I<
24THEN PRINT"[OFF]";
HD 470 GET A$:IF A$=N$ THEN470
FK 480 IF (A$>"/"ANDAS<":)OR(A
$>"@ANDAS<"G")THEN540
GS 485 A=- (A$="M")-2*(A$=",")-
3*(A$=".")-4*(A$="/")-5
*(A$="J")-6*(A$="K")
FX 486 A=A-7*(A$="L")-8*(A$=":
")-9*(A$="U")-10*(A$="I
")-11*(A$="O")-12*(A$="
P")
CM 487 A=A-13*(A$=S$):IF A THE
N A$=MID$( "ABCD123E456F
0",A,1):GOTO 540
MP 490 IF A$=R$ AND((I=0)AND(J
=1)OR F)THEN PRINT B$;:
J=2:NEXT:I=24:GOTO550
KC 500 IF A$="{HOME}" THEN PRI
NT B$:J=2:NEXT:I=24:NEX
T:F=0:GOTO440
MX 510 IF (A$="{RIGHT}")ANDF TH
ENPRINT B$;:GOTO540
GK 520 IF A$<>L$ AND A$<>D$ OR
((I=0)AND(J=1))THEN GOS
UB1060:GOTO470
HG 530 A$=L$+S$+L$:PRINT B$;:
J=2-J:IF J THEN PRINT
[SPACE]L$;:I=I-3
QS 540 PRINT A$;:NEXT J:PRINT
[SPACE]S$;
PM 550 NEXT I:PRINT:PRINT"{UP}
[5 RIGHT]";:INPUT#3,IN$
:IF IN$=N$ THEN CLOSE3:
GOTO220
QC 560 FOR I=1 TO 25 STEP3:B$=
MID$(IN$,I):GOSUB320:IF
I<25 THEN GOSUB380:A(I
/3)=A
PK 570 NEXT:IF A<>CK THEN GOSU
B1060:PRINT"{BLK}{RVS}
[SPACE]ERROR: REENTER L
INE [4]":F=1:GOTO440
HJ 580 GOSUB1080:B=BS+AD-SA:FO
R I=0 TO 7:POKE B+I,A(I
):NEXT
QQ 590 AD=AD+8:IF AD>EA THEN C
LOSE3:PRINT"{DOWN}{BLU}
** END OF ENTRY **[BLK]
[2 DOWN]":GOTO700
GQ 600 F=0:GOTO440
QA 610 PRINT"[CLR][DOWN]{RVS}
[SPACE]DISPLAY DATA ":G
OSUB400:IF IN$=N$ THEN2
20
RJ 620 PRINT"[DOWN]{BLU}PRESS:
{RVS}SPACE[OFF] TO PAU
SE, [RVS]RETURN[OFF] TO
BREAK[4]";:DOWN"
KS 630 GOSUB360:B=BS+AD-SA:FOR
I=BTO B+7:A=PEEK(I):GOS
UB350:GOSUB380:PRINT S$
;
CC 640 NEXT:PRINT"[RVS]";:A=CK
:GOSUB350:PRINT
KH 650 F=1:AD=AD+8:IF AD>EA TH
ENPRINT"[DOWN]{BLU}** E
ND OF DATA **":GOTO220
KC 660 GET A$:IF A$=R$ THEN GO
SUB1080:GOTO220
EQ 670 IF A$=S$ THEN F=F+1:GOS
UB1080
AD 680 ONFGOTO630,660,630
CM 690 PRINT"[DOWN]{RVS} LOAD
[SPACE]DATA ":OP=1:GOTO
710
PC 700 PRINT"[DOWN]{RVS} SAVE
[SPACE]FILE ":OP=0
RX 710 IN$=N$:INPUT"[DOWN]FILE
NAME[4]";:IN$:IF IN$=N$
[SPACE]THEN220
PR 720 F=0:PRINT"[DOWN]{BLK}
{RVS}T[OFF]APE OR {RVS}
D[OFF]ISK: [4]";
FP 730 GET A$:IF A$="T"THEN PR
INT"TD[DOWN]":GOTO880
HQ 740 IF A$<>"D"THEN730
HH 750 PRINT"D{DOWN}":OPEN15,8
,15,"I0":B=EA-SA:IN$="
0:"+IN$:IF OF THEN810
SQ 760 OPEN 1,8,8,IN$+"P,W":G
OSUB860:IF A THEN220
FJ 770 AH=INT(SA/256):AL=SA-(A
H*256):PRINT#1,CHR$(AL)
;CHR$(AH);
PE 780 FOR I=0 TO B:PRINT#1,CH
R$(PEEK(BS+I));:IF ST T
HEN800
FC 790 NEXT:CLOSE1:CLOSE15:GOT
O940
GS 800 GOSUB1060:PRINT"[DOWN]
{BLK}ERROR DURING SAVE:
[4]";:GOSUB860:GOTO220
MA 810 OPEN 1,8,8,IN$+"P,R":G
OSUB860:IF A THEN220
GE 820 GET#1,A$,B$:AD=ASC(A$+Z
$)+256*ASC(B$+Z$):IF AD
<>SA THEN F=1:GOTO850
RX 830 FOR I=0 TO B:GET#1,A$:P
OKE BS+I,ASC(A$+Z$):IF(
I<>B)AND ST THEN F=2:AD
=I:I=B
FA 840 NEXT:IF ST<>64 THEN F=3
FQ 850 CLOSE1:CLOSE15:ON ABS(F
>0)+1 GOTO960,970
SA 860 INPUT#15,A,A$:IF A THEN
CLOSE1:CLOSE15:GOSUB10
60:PRINT"[RVS]ERROR: "A
$
GQ 870 RETURN
EJ 880 POKE183,PEEK(FA+2):POKE
187,PEEK(FA+3):POKE188,
PEEK(FA+4):IFOP=0THEN92
0
HJ 890 SYS 63466:IF(PEEK(783)A
ND1)THEN GOSUB1060:PRIN
T"[DOWN]{RVS} FILE NOT
[SPACE]FOUND ":GOTO690
CS 900 AD=PEEK(829)+256*PEEK(8
30):IF AD<>SA THEN F=1:
GOTO970
SC 910 A=PEEK(831)+256*PEEK(83
2)-1:F=F-2*(A<EA)-3*(A>
EA):AD=A-AD:GOTO930
KM 920 A=SA:B=EA+1:GOSUB1010:P
OKE780,3:SYS 63338
JF 930 A=BS:B=BS+(EA-SA)+1:GOS
UB1010:ON OP GOTO950:SY
S 63591
AE 940 GOSUB1080:PRINT"[BLU]**
SAVE COMPLETED **":GOT
O220
XP 950 POKE147,0:SYS 63562:IF
[SPACE]ST>0 THEN970
FR 960 GOSUB1080:PRINT"[BLU]**
LOAD COMPLETED **":GOT
O220
DP 970 GOSUB1060:PRINT"[BLK]
{RVS}ERROR DURING LOAD:
[DOWN][4]":ON F GOSUB98
0,990,1000:GOTO220
PP 980 PRINT"INCORRECT STARTIN
G ADDRESS (";:GOSUB360:
PRINT")":RETURN
GR 990 PRINT"LOAD ENDED AT ";:
AD=SA+AD:GOSUB360:PRINT
D$:RETURN
FD 1000 PRINT"TRUNCATED AT END
ING ADDRESS":RETURN
RX 1010 AH=INT(A/256):AL=A-(AH
*256):POKE193,AL:POKE1
94,AH
FF 1020 AH=INT(B/256):AL=B-(AH
*256):POKE174,AL:POKE1
75,AH:RETURN

```

```

FX 1030 IF AD<SA OR AD>EA THEN
1050
HA 1040 IF (AD>511 AND AD<40960
)OR(AD>49151 AND AD<53
248)THEN GOSUB1080:F=0
:RETURN
HC 1050 GOSUB1060:PRINT"[RVS]
{SPACE}INVALID ADDRESS
{DOWN}[BLK]":F=1:RETU
RN
AR 1060 POKE SD+5,31:POKE SD+6
,208:POKE SD,240:POKE
{SPACE}SD+1,4:POKE SD+
4,33
DX 1070 FOR S=1 TO 100:NEXT:GO
T01090
PF 1080 POKE SD+5,8:POKE SD+6,
240:POKE SD,0:POKE SD+
1,90:POKE SD+4,17
AC 1090 FOR S=1 TO 100:NEXT:PO
KE SD+4,0:POKE SD,0:PO
KE SD+1,0:RETURN
HB 230 PRINT TAB(13)"[RVS]S
{OFF}AVE FILE"RT$:TAB(1
3)"[RVS]C{OFF}ATALOG DI
SK"RT$:TAB(13)"[RVS]Q
{OFF}UIT{DOWN}[BLK]"
AP 240 GETKEY A$:A=INSTR("EDLS
CQ",A$):ON A GOTO 340,5
50,640,650,930,940:GOSU
B 950:GOTO 240
SX 250 PRINT"STARTING AT":GOS
UB 260:IF(AD<0)OR(A$=N
L$)THEN RETURN:ELSE 250
BG 260 A$=NL$:INPUT A$:IF LEN(
A$)=4 THEN AD=DEC(A$)
PP 270 IF AD=0 THEN BEGIN:IF A
$<>NL$ THEN 300:ELSE RE
TURN:BEND
MA 280 IF AD<SA OR AD>EA THEN
{SPACE}300
PM 290 IF AD>511 AND AD<65280
{SPACE}THEN PRINT BE$,:
RETURN
SQ 300 GOSUB 950:PRINT"[RVS] I
NVALID ADDRESS {DOWN}
[BLK]":AD=0:RETURN
RD 310 CK=FNHB(AD):CK=AD-Z4*CK
+Z5*(CK>Z7):GOTO 330
DD 320 CK=CK*Z2+Z5*(CK>Z7)+A
AH 330 CK=CK+Z5*(CK>Z5):RETURN
QD 340 PRINT BE$,"[RVS] ENTER
{SPACE}DATA ":GOSUB 250
:IF A$=NL$ THEN 220
JA 350 BANK 0:PRINT:F=0:OPEN 3
,3
BR 360 GOSUB 310:PRINT HEX$(AD
)+"":IF F THEN PRINT
{SPACE}L$:PRINT"{UP}
{5 RIGHT}":
QA 370 FOR I=0 TO 24 STEP 3:B$
=SP$:FOR J=1 TO 2:IF F
{SPACE}THEN B$=MID$(L$,
I+J,1)
PS 380 PRINT"[RVS]"B$+LF$,:IF
{SPACE}I<24 THEN PRINT"
{OFF}":
RC 390 GETKEY-A$:IF (A$>"/" AN
D A$<".") OR(A$="@" AND
A$<"G") THEN 470
AC 400 IF A$="+" THEN A$="E":G
OTO 470
QB 410 IF A$="-" THEN A$="F":G
OTO 470
FB 420 IF A$=RT$ AND ((I=0) AN
D (J=1) OR F) THEN PRIN
T B$,:J=2:NEXT:I=24:GOT
O 480
RD 430 IF A$="HOME" THEN PRI
NT B$:J=2:NEXT:I=24:NEX
T:F=0:GOTO 360
XB 440 IF (A$="RIGHT") AND F
THEN PRINT B$+LF$,:GOT
O 470
JP 450 IF A$<>LF$ AND A$<>DL$
{SPACE}OR ((I=0) AND (J
=1)) THEN GOSUB 950:GOT
O 390
PS 460 A$=LF$+SP$+LF$:PRINT B$
+LF$,:J=2-J:IF J THEN P
RINT LF$,:I=I-3
GB 470 PRINT A$,:NEXT J:PRINT
{SPACE}SP$:
HA 480 NEXT I:PRINT:PRINT"{UP}
{5 RIGHT}":L$="
{27 SPACES}"
DP 490 FOR I=1 TO 25 STEP 3:GE
T#3,A$,B$:IF A$=SP$ THE
N I=25:NEXT:CLOSE 3:GOT
O 220
BA 500 A$=A$+B$:A=DEC(A$):MID$(
L$,I,2)=A$:IF I<25 THE
N GOSUB 320:A(I/3)=A:GE
T#3,A$
AR 510 NEXT I:IF A<>CK THEN GO
SUB 950:PRINT:PRINT"
[RVS] ERROR: REENTER LI
NE ":F=1:GOTO 360
DX 520 PRINT BE$:B=BS+AD-SA:FO
R I=0 TO 7:POKE B+I,A(I
):NEXT I
XB 530 F=0:AD=AD+8:IF AD<=EA T
HEN 360
CA 540 CLOSE 3:PRINT"[DOWN]
[BLU]** END OF ENTRY **
[BLK]{2 DOWN}":GOTO 650
MC 550 PRINT BE$,"[CLR]{DOWN}
[RVS] DISPLAY DATA ":GO
SUB 250:IF A$=NL$ THEN
{SPACE}220
JF 560 BANK 0:PRINT"[DOWN]
[BLU]PRESS: {RVS}SPACE
{OFF} TO PAUSE, {RVS}RE
TURN{OFF} TO BREAK{4}
{DOWN}"
XA 570 PRINT HEX$(AD)+"":GOS
UB 310:B=BS+AD-SA
DJ 580 FOR I=B TO B+7:A=PEEK(I
):PRINT RIGHT$(HEX$(A),
2);SP$:GOSUB 320:NEXT
{SPACE}I
XB 590 PRINT"[RVS]":RIGHT$(HEX
$(CK),2)
GR 600 F=1:AD=AD+8:IF AD>EA TH
EN PRINT"[BLU]** END OF
DATA **":GOTO 220
EB 610 GET A$:IF A$=RT$ THEN P
RINT BE$:GOTO 220
QK 620 IF A$=SP$ THEN F=F+1:PR
INT BE$:
XS 630 ON F GOTO 570,610,570
RF 640 PRINT BE$"{DOWN}[RVS] L
OAD DATA ":OP=1:GOTO 66
0
BP 650 PRINT BE$"{DOWN}[RVS] S
AVE FILE ":OP=0
DM 660 F=0:F$=NL$:INPUT"FILENA
ME{4}":F$:IF F$=NL$ THE
N 220
RF 670 PRINT"[DOWN][BLK]{RVS}T
{OFF}APE OR {RVS}D{OFF}
ISK: {4}":
SQ 680 GETKEY A$:IF A$="T" THE
N 850:ELSE IF A$<>"D" T
HEN 680
SP 690 PRINT"DISK{DOWN}":IF OP
THEN 760
EH 700 DOPEN#1,(F$+"P"),W:IF
{SPACE}DS THEN A$=D$:GO
TO 740
JH 710 BANK 0:POKE BS-2,FNLB(S
A):POKE BS-1,FNHB(SA):P
RINT"SAVING ":F$:PRINT
FOR A=BS-2 TO BS+EA-SA:
PRINT#1,CHR$(PEEK(A)):
IF ST THEN A$="DISK WRI
TE ERROR":GOTO 750
GC 730 NEXT A:CLOSE 1:PRINT"
[BLU]** SAVE COMPLETED
{SPACE}WITHOUT ERRORS *
*":GOTO 220
RA 740 IF DS=63 THEN BEGIN:CLO
SE 1:INPUT"[BLK]REPLACE
EXISTING FILE [Y/N]{4}
":A$:IF A$="Y" THEN SCR
ATCH(F$):PRINT:GOTO 700
:ELSE PRINT"[BLK]":GOTO
660:BEND
GA 750 CLOSE 1:GOSUB 950:PRINT
"[BLK]{RVS} ERROR DURIN
G SAVE: {4}":PRINT A$:G
OTO 220
FD 760 DOPEN#1,(F$+"P"):IF DS
THEN A$=DS$:F=4:CLOSE
{SPACE}1:GOTO 790

```

Program 2: MLX For Commodore 128

```

AE 100 TRAP 960:POKE 4627,128:
DIM NL$,A(7)
XP 110 Z2=2:Z4=254:Z5=255:Z6=2
56:Z7=127:BS=256*PEEK(4
627):EA=65280
FB 120 BE$=CHR$(7):RT$=CHR$(13
):DL$=CHR$(20):SP$=CHR$(
32):LF$=CHR$(157)
KE 130 DEF FNHB(A)=INT(A/256):
DEF FNLB(A)=A-FNHB(A)*2
56:DEF FNAD(A)=PEEK(A)+
256*PEEK(A+1)
JB 140 KEY 1,"A":KEY 3,"B":KEY
5,"C":KEY 7,"D":VOL 15
:IF RGR(0)=5 THEN FAST
FJ 150 PRINT"[CLR]"CHR$(142):C
HR$(8):COLOR 0,15:COLOR
4,15:COLOR 6,15
GQ 160 PRINT TAB(12)"[RED]
[RVS]{2 SPACES}{9 0}
{2 SPACES}"RT$:TAB(12)"
[RVS]{2 SPACES}{OFF}
[BLU] 128 MLX {RED}
[RVS]{2 SPACES}"RT$:TAB
(12)"[RVS]{13 SPACES}
[BLU]"
FE 170 PRINT"{2 DOWN}
{3 SPACES}COMPUTE1'S MA
CHINE LANGUAGE EDITOR
{2 DOWN}"
DK 180 PRINT"[BLK]STARTING ADD
RESS{4}":GOSUB 260:IF
{SPACE}AD THEN SA=AD:EL
SE 180
FH 190 PRINT"[BLK]{2 SPACES}EN
DING ADDRESS{4}":GOSUB
260:IF AD THEN EA=AD:E
LSE 190
MF 200 PRINT"{DOWN}[BLK]CLEAR
{SPACE}WORKSPACE [Y/N]?
{4}":GETKEY A$:IF A$<>"
Y" THEN 220
QH 210 PRINT"{DOWN}[BLU]WORKIN
G...":BANK 0:FOR A=BS
{SPACE}TO BS+(EA-SA)+7:
POKE A,0:NEXT A:PRINT"D
ONE"
DC 220 PRINT TAB(10)"[DOWN]
[BLK]{RVS} MLX COMMAND
{SPACE}MENU {4}{DOWN}":
PRINT TAB(13)"[RVS]E
{OFF}NTER DATA"RT$:TAB(
13)"[RVS]D{OFF}ISPLAY D
ATA"RT$:TAB(13)"[RVS]L
{OFF}OAD FILE"

```



```

PX 770 GET#1,A$,B$:CLOSE 1:AD=
ASC(A$)+256*ASC(B$):IF
[SPACE]AD<>SA THEN F=1:
GOTO 790
KB 780 PRINT"LOADING ";F$:PRIN
T:BLOAD(F$),B0,P(BS):AD
=SA+FNAD(174)-BS-1:F=-2
*(AD<EA)-3*(AD>EA)
RQ 790 IF F THEN 800:ELSE PRIN
T"{BLU}** LOAD COMPLETE
D WITHOUT ERRORS ***":GO
TO 220
ER 800 GOSUB 950:PRINT"{BLK}
[RVS] ERROR DURING LOAD
:[4]":ON F GOSUB 810,8
20,830,840:GOTO220
QJ 810 PRINT"INCORRECT STARTIN
G ADDRESS (";HEX$(AD);"
)":RETURN
DP 820 PRINT"LOAD ENDED AT ";H
EX$(AD):RETURN
EB 830 PRINT"TRUNCATED AT ENDI
NG ADDRESS ("HEX$(EA)"
)":RETURN
FP 840 PRINT"DISK ERROR ";A$:R
ETURN
KS 850 PRINT"TAPE":AD=POINTER(
F$):BANK 1:A=PEEK(AD):A
L=PEEK(AD+1):AH=PEEK(AD
+2)
XX 860 BANK 15:SYS DEC("FF68")
,0,1:SYS DEC("FFBA"),1
,1,0:SYS DEC("FFBD"),A,A
L,AH:SYS DEC("FF90"),12
8:IF OP THEN 890
FG 870 PRINT:A=SA:B=EA+1:GOSUB
920:SYS DEC("E919"),3:
PRINT"SAVING ";F$
AB 880 A=BS:B=BS+(EA-SA)+1:GOS
UB 920:SYS DEC("EA18"):
PRINT"{DOWN}[BLU]** TAP
E SAVE COMPLETED ***":GO
TO 220
CP 890 SYS DEC("E99A"):PRINT:I
F PEEK(2816)=5 THEN GOS
UB 950:PRINT"{DOWN}
[BLK][RVS] FILE NOT FOU
ND ":GOTO 220
GQ 900 PRINT"LOADING ...{DOWN}
":AD=FNAD(2817):IF AD<
SA THEN F=1:GOTO 800:EL
SE AD=FNAD(2819)-1:F=-2
*(AD<EA)-3*(AD>EA)
JD 910 A=BS:B=BS+(EA-SA)+1:GOS
UB 920:SYS DEC("E9FB"):
IF ST>0 THEN 800:ELSE 7
90
XB 920 POKE193,FNLB(A):POKE194
,FNHB(A):POKE 174,FNLB(
B):POKE 175,FNHB(B):RET
URN
CP 930 CATALOG:PRINT"{DOWN}
[BLU]** PRESS ANY KEY F
OR MENU ***":GETKEY A$:G
OTO 220
MM 940 PRINT BE$[RVS] QUIT
[4]":RT$:ARE YOU SURE
[SPACE][Y/N]?:GETKEY A
$:IF A$<>"Y" THEN 220:EL
SE PRINT"{CLR}":BANK 1
5:END
JE 950 SOUND 1,500,10:RETURN
AF 960 IF ER=14 AND EL=260 THE
N RESUME 300
MK 970 IF ER=14 AND EL=500 THE
N RESUME NEXT
KJ 980 IF ER=4 AND EL=780 THEN
F=4:A$=DS$:RESUME 800
DQ 990 IF ER=30 THEN RESUME:EL
SE PRINT ERR$(ER):" ERR
OR IN LINE":EL

```

MLX Machine Language Entry Program For Apple

Tim Victor, Editorial Programmer

To make it easier to enter machine language programs into your computer without typos, COMPUTE! is introducing its "MLX" entry program for the Apple II series. It's our best MLX yet. It runs on the II, II+, IIe, and IIc, and with either DOS 3.3 or ProDOS.

A machine language (ML) program is usually listed as a long series of numbers. It's hard to keep your place and even harder to avoid making mistakes as you type in the listing, since an incorrect line looks almost identical to a correct one. To make error-free entry easier, COMPUTE! generally lists ML programs for Commodore and Atari computers in a format designed to be typed in with a utility called "MLX." The MLX program uses a checksum system to catch typing errors almost as soon as they happen.

Apple MLX checks your typing on a line-by-line basis. It won't let you enter invalid characters or let you continue if there's a mistake in a line. It won't even let you enter a line or digit out of sequence. Best of all, you don't have to know anything about machine language to enter ML programs with MLX. Apple MLX makes typing ML programs almost foolproof.

Using Apple MLX

Type in and save some copies of Apple MLX on disk (you'll want to use MLX to enter future ML programs in COMPUTE!). It doesn't matter whether you type it in on a disk formatted for DOS 3.3 or ProDOS. Programs entered with Apple MLX, however, must be saved to a disk formatted with the same operating system as Apple MLX itself.

If you have an Apple IIe or IIc, make sure that the key marked CAPS LOCK is in the down position. Type RUN. You'll be asked for the starting and ending addresses of the ML program. These values vary for each program, so they're given at the beginning of the ML program listing and in the program's accompanying article. Find them and type them in.

Invalid Characters Banned

Apple MLX is fairly flexible about how you type in the numbers. You can put extra spaces between numbers or leave the spaces out entirely, compressing a line into 18 keypresses. Be careful not to put a space between two digits in the middle of a number. Apple MLX will

read two single-digit numbers instead of one two-digit number (F 6 means F and 6, not F6).

You can't enter an invalid character with Apple MLX. Only the numerals 0-9 and the letters A-F can be typed in. If you press any other key (with some exceptions noted below), nothing happens. This safeguards against entering extraneous characters. Even better, Apple MLX checks for transposed characters. If you're supposed to type in A0 and instead enter 0A, Apple MLX will catch your mistake.

The next thing you'll see is a menu asking you to select a function. The first is (E)NTER DATA. If you're just starting to type in a program, pick this. Press the E key, and the program asks for the address where you want to begin entering data. Type the first number in the first line of the program listing if you're just starting, or the line number where you left off if you've already typed in part of a program. Hit the RETURN key and begin entering the data.

Once you're in Enter mode, Apple MLX prints the address for each program line for you. You then type in all nine numbers on that line, beginning with the first two-digit number after the colon (:). Each line represents eight bytes and a checksum. When you enter a line and hit RETURN, Apple MLX recalculates the checksum from the eight bytes and the address. If you enter more or less than nine numbers, or the checksum doesn't exactly match, Apple MLX erases the line you just entered and prompts you again for the same line.

Apple MLX also checks to make sure you're typing in the right line. The address (the number to the left of the colon) is part of the checksum recalculation. If you accidentally skip a line and try to enter incorrect values, Apple MLX won't let you continue. Just make sure you enter the correct starting address; if you don't, you won't be able to enter any of the following lines. Apple MLX will stop you.

Editing Features

Apple MLX also includes some editing features. The left- and right-arrow keys allow you to back up and go forward on the line that you are entering, so you can retype data. Pressing the CONTROL (CTRL) and D keys at the same time (delete) removes the character under the

cursor, shortening the line by one character. Pressing CTRL-I (*insert*) puts a space under the cursor and shifts the rest of the line to the right, making the line one character longer. If the cursor is at the right end of the line, neither CTRL-D nor CTRL-I has any effect.

When you've entered the entire listing (up to the ending address that you specified earlier), Apple MLX automatically leaves Enter mode and redisplay the functions menu. If you want to leave Enter mode before then, press the RETURN key when Apple MLX prompts you with a new line address. (For instance, you may want to leave Enter mode to enter a program listing in more than one sitting; see below.)

Display Data

The second menu choice, (D)ISPLAY DATA, examines memory and shows the contents in the same format as the program listing. You can use it to check your work or to see how far you've gotten. When you press D, Apple MLX asks you for a starting address. Type in the address of the first line you want to see and hit RETURN. Apple MLX displays program lines until you press any key or until it reaches the end of the program.

Save And Load

Two more menu selections let you save programs on disk and load them back into the computer. These are (S)AVE FILE and (L)OAD FILE. When you press S or L, Apple MLX asks you for the filename. The first time you save an ML program, the name you assign will be the program's filename on the disk. If you press L and specify a filename that doesn't exist on the disk, you'll see a disk error message.

If you're not sure why a disk error has occurred, check the drive. Make sure there's a formatted disk in the drive and that it was formatted by the same operating system you're using for Apple MLX (ProDOS or DOS 3.3). If you're trying to save a file and see an error message, the disk might be full. Either save the file on another disk or quit Apple MLX (by pressing the Q key), delete an old file or two, then run Apple MLX again. Your typing should still be safe in memory.

Apple MLX: Machine Language Entry Program

For instructions on entering this program, please refer to "COMPUTE!'s Guide to Typing In Programs" elsewhere in this issue.

```

88 100 N = 9: HOME : NORMAL : PR
INT "APPLE MLX": POKE 34,
2: ONERR GOTO 610
CC 110 VTAB 1: HTAB 20: PRINT "S
TART ADDRESS": GOSUB 530
: IF A = 0 THEN PRINT CHR
$ (7): GOTO 110
BC 120 S = A

```

```

E3 130 VTAB 2: HTAB 20: PRINT "E
ND ADDRESS ";: GOSUB 530
: IF S > A OR A = 0 THE
N PRINT CHR$ (7): GOTO 13
0
20 140 E = A
85 150 PRINT : PRINT "CHOOSE: (E)
NTER DATA": HTAB 22: PRIN
T "(D)ISPLAY DATA": HTAB
8: PRINT "(L)OAD FILE (
S)AVE FILE (Q)UIT": PRIN
T
AE 160 GET A$: FOR I = 1 TO 5: I
F A$ < > MID$ ("EDLSQ",I,
1) THEN NEXT : GOTO 160
93 170 ON I GOTO 270,220,180,200
: POKE 34,0: END
AF 180 INPUT "FILENAME: ";A$: IF
A$ < > "" THEN PRINT CHR
$ (4);"BLOAD";A$;"A";S
AI 190 GOTO 150
38 200 INPUT "FILENAME: ";A$: IF
A$ < > "" THEN PRINT CHR
$ (4);"BSAVE";A$;"A";S;
"L";(E - S) + 1
92 210 GOTO 150
C2 220 GOSUB 590: IF B = 0 THEN
150
9E 230 FOR B = B TO E STEP 8:L =
4:A = B: GOSUB 580: PRIN
T A$;" ";:L = 2
85 240 FOR F = 0 TO 7:V(F + 1) =
PEEK (B + F): NEXT : GOS
UB 560:V(9) = C
F2 250 FOR F = 1 TO N:A = V(F):
GOSUB 580: PRINT A$ " ";:
NEXT : PRINT : IF PEEK (4
9152) < 128 THEN NEXT
94 260 POKE 49168,0: GOTO 150
CC 270 GOSUB 590: IF B = 0 THEN
150
48 280 FOR B = B TO E STEP 8
A6 290 HTAB 1:A = B:L = 4: GOSUB
580: PRINT A$;" ";: CAL
L 64668:A$ = "":P = 0: GO
SUB 330: IF L = 0 THEN 15
0
F9 300 GOSUB 470: IF F < > N THE
N PRINT CHR$ (7);: GOTO 2
90
27 310 IF N = 9 THEN GOSUB 560:
IF C < > V(9) THEN PRINT
CHR$ (7);: GOTO 290
72 320 FOR F = 1 TO 8: POKE B +
F - 1,V(F): NEXT : PRINT
: NEXT : GOTO 150
8E 330 IF LEN (A$) = 33 THEN A$
= 0:P = 0: PRINT CHR$ (7
);
22 340 L = LEN (A$):O$ = A$:O =
P:L$ = "": IF P > 0 THEN
L$ = LEFT$ (A$,P)
E8 350 R$ = "": IF P < L - 1 THE
N R$ = RIGHT$ (A$,L - P -
1)
35 360 HTAB 7: PRINT L$;: FLASH
: IF P < L THEN PRINT MID
$ (A$,P + 1,1);: NORMAL :
PRINT R$;
7B 370 PRINT " ";: NORMAL
E6 380 K = PEEK (49152): IF K <
128 THEN 380
C1 390 POKE 49168,0:K = K - 128
58 400 IF K = 13 THEN HTAB 7: PR
INT A$;" ";: RETURN
8A 410 IF K = 32 OR K > 47 AND K
< 58 OR K > 64 AND K < 7
1 THEN A$ = L$ + CHR$ (K)
+ R$:P = P + 1
C1 420 IF K = 4 THEN A$ = L$ + R
$
5F 430 IF K = 9 THEN A$ = L$ + "
" + MID$ (A$,P + 1,1) +
R$
8A 440 IF K = 8 THEN P = P - (P
> 0)

```

```

93 450 IF K = 21 THEN P = P + (P
< L)
9D 460 GOTO 330
37 470 F = 1:D = 0: FOR P = 1 TO
LEN (A$):C$ = MID$ (A$,P
,1): IF F > N AND C$ < >
" " THEN RETURN
88 480 IF C$ < > " " THEN GOSUB
520:V(F) = J + 16 * (D =
1) * V(F):D = D + 1
5F 490 IF D > 0 AND C$ = "." OR
D = 2 THEN D = 0:F = F +
1
88 500 NEXT : IF D = 0 THEN F =
F - 1
17 510 RETURN
85 520 J = ASC (C$):J = J - 48 -
7 * (J > 64): RETURN
A8 530 A = 0: INPUT A$:A$ = LEFT
$ (A$,4): IF LEN (A$) = 0
THEN RETURN
6F 540 FOR P = 1 TO LEN (A$):C$
= MID$ (A$,P,1): IF C$ <
"0" OR C$ > "9" AND C$ <
"A" OR C$ > "Z" THEN A =
0: RETURN
28 550 GOSUB 520:A = A * 16 + J:
NEXT : RETURN
28 560 C = INT (B / 256):C = B -
254 * C - 255 * (C > 127
):C = C - 255 * (C > 255)
28 570 FOR F = 1 TO 8:C = C * 2
- 255 * (C > 127) + V(F):
C = C - 255 * (C > 255):
NEXT : RETURN
DA 580 I = FRE (0):A$ = "": FOR
I = 1 TO L:T = INT (A / 1
6):A$ = MID$ ("0123456789
ABCDEF",A - 16 * T + 1,1)
+ A$:A = T: NEXT : RETUR
N
IF 590 PRINT "FROM ADDRESS ";: G
OSUB 530: IF S > A OR E <
A OR A = 0 THEN B = 0: R
ETURN
8D 600 B = S + 8 * INT ((A - S)
/ 8): RETURN
86 610 PRINT "DISK ERROR": GOTO
150

```

All the programs in this issue are available on the ready-to-load COMPUTE! Disk. To order a one-year (four-disk) subscription, call toll free **800-247-5470** (in IA 800-532-1272). Please specify which computer you are using.

DATA CHIEF™

What C-64* & C-128* USERS HAVE BEEN WAITING FOR!!

HARD DISK SYSTEM W/ FLOPPY

10 MBYTE DRIVE Stores 60 Floppies!

- * FAST
- * EXPANDABLE
- * TRANSPARENT OPERATION
- * MULTIPLE CHAINED PARTITIONS
- * GEOS** COMPATIBLE
- * SUPPORTS SINGLE SIDED C-128 AND CPM
- * BUILT-IN FLOPPY DRIVE
- * SUPPORTS ALL 2.0 TO 7.0 (C-128) DOS COMMANDS
- * REPROGRAMMABLE "BOS PAK"™ (BUFFERED OPERATING SYSTEM)

The DATA CHIEF has been designed by C-64 users for C-64 users with important features like

Storage in original individual disk format

- Easy Access to programs via Disk Number
- Example for disk # 60 OPEN 15, 8 15, H60

Standard Utilities Included

- Includes Wedge Commands
- 135 Watt Power Supply
- Metal Enclosure houses up to 3 each 1/2 Ht Hard Disks
- Provides Excellent Monitor Stand P.C. style
- Allows room for future expansion
- Complete Operating Manual
- 1 Year Full Warranty

The DATA CHIEF is perfect for software and hardware developers business users, students and serious computer experimenters as well as for bulletin boards and data base systems

TO ORDER SEND CERTIFIED CHECK OR MONEY ORDER TO

Maryland residents add 5% sales tax
For more information call
(301) 371-4000

Allow 4-6 weeks delivery (U.S. Only)

- * C-64 & C-128 are trademarks of Commodore Electronics, Ltd
- ** GEOS is a trademark of Berkeley Softworks


I.C.T.™
103 BAUGHMAN S LANE
SUITE 301
FREDERICK MD 21701



Reader Service Number/Advertiser	Page
102 Abacus	29,31
103 Abby's Discount Software	75
104 Acorn of Indiana	112
105 Activision	5
106 Activision	7
Batteries Included	15
107 Blackship Computer Supply	115
108 Casino Software	115
C.O.M.B. Direct Marketing Corp.	71
109 CompuServe	IFC
110 ComputAbility	66-67
111 Computer Mail Order	10-11
112 Computer Stationery Printers	74
113 Covox, Inc.	74
114 Davidson & Associates, Inc.	13
115 Dresselhaus	72
116 EPYX	1
117 EPYX	IBC
Halix Institute	103
118 In Control	132
119 Lyco Computer	32-35
120 Midwest Computer Camp	112
NRI Schools	52i
121 Omnitronix	103
122 PC Network	20-21
123 Precision Images	72
124 Pro-Tech-Tronics	30
125 Protecto	26-27
126 Silicon Express	25
127 subLOGIC Corporation	BC
128 Sun Remarketing	77
129 Tenex Computer Express	73

Classified Ads	121
COMPUTE! Books' ST Collection	2
COMPUTE! Disk Subscription	39
COMPUTE! Subscription	17

Save Your Copies of COMPUTE!



Protect your back issues of *COMPUTE!* in durable binders or library cases. Each binder or case is custom-made in flag-blue binding with embossed white lettering. Each holds a year of *COMPUTE!*. Order several and keep your issues of *COMPUTE!* neatly organized for quick reference. (These binders make great gifts, too!)

Cases:	Binders
\$6.95 each;	\$8.50 each;
3 for \$20.00;	3 for \$24.75;
6 for \$36.00	6 for \$48.00

(Please add \$2.50 per unit for orders outside the U.S.)
Send in your prepaid order with the attached coupon

Mail to: Jesse Jones Industries, P.O. Box 5120,
Dept. Code COTE, Philadelphia, PA 19141

Please send me _____ COMPUTE! cases binders.
Enclosed is my check or money order for \$ _____.
(U.S. funds only.)

Name _____
Address _____
City _____
State _____ Zip _____

Satisfaction guaranteed or money refunded.
Please allow 4-6 weeks for delivery.

~~\$36.00~~
COVER
PRICE

NOW
AVAILABLE AT
\$24⁰⁰



TRY COMPUTE! EVERY MONTH—12 ISSUES—AT
33% OFF THE COVER PRICE.

Mr/Ms _____

Street _____

City _____ State _____ Zip _____

- I prefer 24 issues—2 years—at **\$45.00**
 Bill Me Check Enclosed

J5362

Foreign and Canadian, please add \$6 (U.S.) per year postage.
Offer subject to change without notice.



NO POSTAGE
NECESSARY
IF MAILED
IN THE
UNITED STATES

BUSINESS REPLY MAIL

FIRST CLASS

PERMIT NO. 7478

DES MOINES, IOWA

POSTAGE WILL BE PAID BY ADDRESSEE

COMPUTE!

PO BOX 10954
DES MOINES, IOWA 50347



Train for the Fastest Growing Job Skill in America

Only NRI teaches you to service all computers as you build your own, fully IBM-PC compatible microcomputer

The biggest growth in jobs between now and 1995, according to Department of Labor estimates, will occur in the computer service and repair business, where demand for trained technicians will actually double.

You can cash in on this opportunity—either as a full-time corporate technician or an independent service person—once you've learned all the basics of computers the NRI way.

Get inside the newest, fully IBM-PC compatible Sanyo Microcomputer

As an NRI student, you'll get total hands-on training as you actually build the latest model Sanyo 880 Series computer from the keyboard up. It's fully IBM PC compatible, and, best of all, it runs programs almost twice as fast as an IBM PC. As you assemble the Sanyo 880, you'll perform demonstrations and experiments that will give you a total mastery of computer operation and servicing techniques.

Understanding you get only through experience

You need no previous knowledge to succeed with NRI. You start with the basics, rapidly building on the fundamentals of electronics with bite-size lessons. You perform hands-on experiments with your NRI Discovery Lab® and then move on to master advanced concepts like digital logic, microprocessors, and computer memories.

Learn at home in your spare time

You train in your own home at your own convenience, backed at all times by your own NRI instructor and the entire NRI staff of educators and student service support people. They're always ready to give you guidance, follow your progress, and help you over the rough spots to keep you moving toward your goal.

Get all the facts from NRI's 100-page catalog.



Your incomparable total systems training includes all this:

NRI's unique Discovery Lab® to let you design and modify circuits, diagnose and repair faults • NRI's digital multimeter featuring LCD and four key functions, complete with "talk-you-through" instruction on audio tape to teach you how pros use meters • A digital logic probe that lets you visually examine computer circuits • The latest Sanyo 880 dual speed computer with "intelligent" keyboard • 360K double-density, double-sided disk drive • 8K ROM, 256K RAM • Bundled software, including GW BASIC, MS-DOS, WordStar, CalcStar • Sanyo reference manuals to give you programming guidelines and schematics.

See other side for highlights of NRI's "hands-on" computer training →

SEND CARD TODAY FOR FREE NRI CATALOG

Send me your free catalog on NRI computer electronics training

COMPUTER ELECTRONICS training prepares you to service all computers as you build your own 16-bit, IBM PC-compatible computer. Total systems training includes disk drive, test equipment, bundled software, and NRI Discovery Lab®.

OTHER CAREER OPPORTUNITIES

- | | |
|---|--|
| <input type="checkbox"/> TV, Audio, and Video Servicing | <input type="checkbox"/> Electronic Design Technology |
| <input type="checkbox"/> Satellite Electronics | <input type="checkbox"/> Digital Electronics Servicing |
| <input type="checkbox"/> Industrial Electronics | <input type="checkbox"/> Communications Electronics |
| <input type="checkbox"/> Data Communications | <input type="checkbox"/> Basic Electronics |
| <input type="checkbox"/> Robotics & Industrial Control | |

For career courses approved under G.I. Bill: Check for details.

Name _____ (Please Print) _____ Age _____

Street _____

City _____ State _____ Zip _____

Accredited by the National Home Study Council.

230-037

Learn Computer Servicing Skills with NRI's "Hands-On" Training




Using NRI's unique Action Audio Cassette, you are talked through the operation and practical application of your hand-held digital multimeter—the basic, indispensable tool for the computer specialist.



You'll set up and perform electronics experiments and demonstrations using your NRI Discovery Lab*. You'll even interface the lab with your computer to "see" keyboard-generated data.



After you build this digital logic probe, you'll explore the operation of the Sanyo detached "intelligent" keyboard and its dedicated microprocessor.




Next, you install the disk drive. You learn disk drive operation and adjustment, make a copy of the MS-DOS operating disk, and begin your exploration of the 8088 CPU.

Total Computer Systems Training, Only From NRI

No computer stands alone... it's part of a total system. And if you want to learn to service and repair computers, you have to understand computer systems. Only NRI includes a powerful computer system as part of your training, centered around the new, fully IBM-PC compatible Sanyo 880 Series computer.

As part of your training, you'll actually build this powerful Sanyo 880 Series IBM-PC compatible computer. It has two operating speeds: the standard IBM speed of 4.77 MHz and a remarkable turbo speed of 8 MHz.



Mastery is "built-in"

You'll assemble the Sanyo "intelligent" keyboard, install the power supply and disk drive, and attach the high resolution monitor.

The demonstrations and experiments you perform as you build your Sanyo computer will give you a total mastery of computer operation, based on a thorough knowledge of the intricacies of computer theory. And, most importantly, during your assembly process you'll be able to "see" for yourself how each particular section of your computer actually works.

SEND TODAY FOR FREE CATALOG

100-page, free catalog tells more... send today



BUSINESS REPLY MAIL

FIRST CLASS MAIL PERMIT NO 10008 WASHINGTON, D.C.

POSTAGE WILL BE PAID BY ADDRESSEE

NRI Schools

McGraw-Hill Continuing
Education Center
3939 Wisconsin Avenue
Washington, D.C. 20077-9265

NO POSTAGE
NECESSARY
IF MAILED
IN THE
UNITED STATES



Send the postage-paid reply card today for NRI's 100-page catalog that gives all the facts about computer training, plus career training in robotics, data communications, TV/audio/video servicing, and many other fields. If the card is missing, write to NRI at the address below.

NRI SCHOOLS

McGraw-Hill Continuing
Education Center
3939 Wisconsin Avenue
Washington, D.C. 20016
We'll give you tomorrow.



COMPUTE!'s FREE Reader Information Service

Use these cards to request FREE information about the products advertised in this issue. Clearly print or type your full name and address. Only one card should be used per person. Circle the numbers that correspond to the key number appearing in the advertisers index.

Send in the card and the advertisers will receive your inquiry. Although every effort is made to insure that only advertisers wishing to provide product information have reader service numbers, COMPUTE! cannot be responsible if advertisers do not provide literature to readers.

Please use these cards *only* for subscribing or for requesting product information. Editorial and customer service inquiries should be addressed to: COMPUTE!, P.O. Box 5406, Greensboro, NC 27403. Check the expiration date on the card to insure proper handling.

Use these cards and this address only for COMPUTE!'s Reader Information Service. Do not send with payment in any form.

COMPUTE!

101	102	103	104	105	106	107	108	109	110	111	112	113	114	115	116	117
118	119	120	121	122	123	124	125	126	127	128	129	130	131	132	133	134
135	136	137	138	139	140	141	142	143	144	145	146	147	148	149	150	151
152	153	154	155	156	157	158	159	160	161	162	163	164	165	166	167	168
169	170	171	172	173	174	175	176	177	178	179	180	181	182	183	184	185
186	187	188	189	190	191	192	193	194	195	196	197	198	199	200	201	202
203	204	205	206	207	208	209	210	211	212	213	214	215	216	217	218	219
220	221	222	223	224	225	226	227	228	229	230	231	232	233	234	235	236
237	238	239	240	241	242	243	244	245	246	247	248	249	250	251	252	253

Please let us know. Do you own: _____ plan to buy: _____

- | | | |
|------------------------------|--------------------------------|------------------------------|
| <input type="checkbox"/> 270 | Apple _____ | <input type="checkbox"/> 271 |
| <input type="checkbox"/> 272 | Atari _____ | <input type="checkbox"/> 273 |
| <input type="checkbox"/> 274 | Commodore _____ | <input type="checkbox"/> 275 |
| <input type="checkbox"/> 276 | IBM _____ | <input type="checkbox"/> 277 |
| <input type="checkbox"/> 278 | TI-99/4A _____ | <input type="checkbox"/> 279 |
| <input type="checkbox"/> 280 | Other _____
(specify model) | <input type="checkbox"/> 281 |

Please print or type name and address.
Limit one card per person.

Name _____
Address _____
City _____
State/Province _____ Zip _____
Country _____
Phone _____

Please include ZIP Code

Expiration Date 4/30/87

CO387

SUBSCRIBE TO COMPUTE!

For Fastest Service,
Call Our **Toll-Free**
US Order Line
800-247-5470
In LA call **1-800-532-1272**

- \$24.00 One Year US Subscription
 \$45.00 Two Year US Subscription

Name _____

Address _____

City _____ State _____ Zip _____

Payment Enclosed Bill me

Charge my: VISA MasterCard American Express

Account No. _____ Expires _____ / _____

Your subscription will begin with the next available issue. Please allow 4-6 weeks for delivery of first issue. Subscription prices subject to change at any time. Outside the U.S.A. please add \$6 for each subscription.

Place
Stamp
Here

COMPUTE! Reader Service
P.O. Box 2141
Radnor, PA 19089



NO POSTAGE
NECESSARY
IF MAILED
IN THE
UNITED STATES

BUSINESS REPLY MAIL
FIRST CLASS PERMIT NO. 7478 DES MOINES, IOWA

POSTAGE WILL BE PAID BY ADDRESSEE



COMPUTE!
PO BOX 10954
DES MOINES, IOWA 50347



The following programs are brought to you by an incredible series of events.

ming, diving, gymnastics and skeet shooting, just to name a few.

There's its equally acclaimed sequel, *Sum-*



Sumo wrestling. A sport of ritual and tradition.



Gymnastics. A graceful display of balance, poise and concentration.



The Bobsled. One wrong move and it's right down the tube.

the hot dog aerials. And beg for mercy in the Biathlon. And coming

STAY ON TOP OF WORLD EVENTS.



Over 30 of them, to be specific.

They're the unforgettable events of our best-selling Games series.

First, *World Games*.™ Eight international events ranging from Sumo wrestling to cliff diving. Bull riding to weightlifting. Even skiing the Chamonix slalom.

There's our enormously popular *Summer Games*.® Break records in track, swim-

mer Games II.™ Go for the gold in rowing, cycling, equestrian, fencing, the high jump, the triple jump, kayaking, and more.

Finally, there's the icy challenges of *Winter Games*.™ Wait'll you careen the tube in a bobsled. Fly the ski jump. Or choreograph an entire figure skating routine. You'll flip out over



Cliff Diving. In Acapulco, everyone falls for it.

next summer, our newest Games program. (Better get ready to hit the



Try your hand at Fencing.

beach.) Now, it may seem like a lot to handle.

But don't let world events get the best of you.



Ride a bucking bull.



1 To 8 players. Amiga, Apple II & compatibles, Atari ST, C64/128, IBM & compatibles. Coming for the Apple IIGS.

1 To 8 players. Apple II & compatibles, Atari, C64/128.

1 To 8 players. Apple II & compatibles, C64/128, IBM & compatibles.

1 To 8 players. Amiga, Apple II & compatibles, Atari ST, C64/128, IBM & compatibles, Macintosh.



EPYX

Fly to Florida!

Scenery Disk # 7 covers the entire East Coast area from Philadelphia to Miami. The Florida coastline, from Cape Canaveral to Miami, is perfect for concentrated sight-seeing. Or fly to Washington DC, where scenery details include the Capitol Building, Pentagon, and Washington Monument. Whether seeking the intellectual challenge of Flight Simulator or the brute-force fun of Jet, you'll find this latest evolution of SubLOGIC scenery absolutely breath-taking!



Scenery Disks now available: Areas 1-7
San Francisco 'STAR'
Central Japan

See your dealer. SubLOGIC Scenery Disks are available individually for \$19.95. The six-disk Western U.S. set is available for \$99.95. For additional product ordering information or the name of the dealer nearest you, call

subLOGIC
Corporation
713 Edgebrook Drive
Champaign IL 61820
(217) 359-8482 Telex: 206995

ORDER LINE: (800) 637-4983
(except in Illinois, Alaska and Hawaii)
Open 7 AM to 9 PM Central Time

