

An Overview: Great New Computer Games

COMPUTE!

\$3.00
October
1986
Issue 77
Vol. 8, No. 10
\$4.25 Canada
02193
ISSN 0194-357X



The Leading Magazine Of Home, Educational, And Recreational Computing

Prisonball

A lively, two-player action game for Apple, Atari, and Commodore 64

Mozart Magic For The Commodore 128

Creates delightful, original minuets based on a game written by Mozart himself

ST Reversi

A classic one- or two-player strategy game

PC Mini-Assembler

A complete label-based machine language assembler for the IBM PC

Atari High-Speed String Sort

Amiga Graphics Generator

Easily create spectacular, multi-color designs

Apple TurboDisk

Load DOS 3.3 files three times faster



BODYLINK™

CONVERTS YOUR COMMODORE 64/128
INTO A HEALTH AND FITNESS SYSTEM.

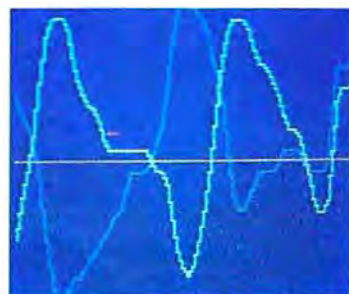


**Sports Training—
A More
Competitive
You.**

No matter what the sport, we have become a nation conscious of performing to win. We spend hours training, practicing, competing. Bodylink gives you the individual attention of the best pro—anytime you desire for as long as you wish—and at no extra cost. The Bodylink System provides instantaneous feedback on the exact manner in which your muscles are performing, enabling you to correct your swing or refine your pitch while still in motion. Bodylink allows a true two-way conversation between you and your body, giving you the winning edge.

MUSCLE COORDINATION PACKAGE—\$139.95

This package includes Bodylink, Standard EMG Sensor and Lead Set, Head-Band, three electrodes and two software cartridges containing several programs.



**Reducing Stress.
A Healthier and
More Productive
You**

Medical authorities now consider stress a major health risk which may result in migraines, ulcers, back pain and heart attacks. With Bodylink you have within reach a powerful stress reduction system. Bodylink allows you to focus on physical signs of stress such as muscle tension and skin temperature. By using this feedback, Bodylink quickly and effectively teaches you to reduce stress for a healthier and happier life.

STRESS REDUCTION PACKAGE—\$209.95

This package includes Bodylink, Biofeedback EMG Sensor and Lead Set, Head-Band, three Electrodes, Biofeedback Temperature Sensor, and two software cartridges containing several programs.



Bicycle not included

**Getting in Shape... Easier...
Safer... More Effectively**

Home exercise now becomes exciting and more effective. With Bodylink you can be sure you are exercising for maximum benefit. While using the aerobic exercise package, Bodylink monitors your heart rate and helps you determine the ideal level you need for aerobic gain. With the isometric muscle exerciser and training package, Bodylink guides you to do muscle developing exercises correctly and effectively. Bodylink motivates you to work harder if you are not reaching your target level, or helps you slow down if you are working too hard.

AEROBIC EXERCISE PACKAGE—\$199.95

This package includes Bodylink, Standard EMG Sensor and Lead Set, Leg-Band, Pulse Rate Sensor, and two software cartridges containing several programs.

ISOMETRIC MUSCLE EXERCISE & TRAINING PACKAGE—\$139.95

This package includes Bodylink, COMET, and two software cartridges containing several programs.

BODYLINK is a peripheral that plugs into the cartridge slot of the Commodore 64/128 computer. *Knowledge of computers or computer programming is NOT necessary to use BODYLINK.* You don't even need a disk drive to save your data. Various sensors are used to record internal signals from your body and relay them to BODYLINK. You simply place the sensor against the part of your body to be monitored and watch the result on your TV screen.

Commodore is a registered trademark of
Commodore Electronics Limited.

**DEALERS, PROGRAMMERS AND USER GROUPS
INQUIRIES WELCOME**

If you own a C-64, you The one you purchased. And the



GEOS realizes the technical potential that has been in the C-64 all along. Speed. Power. Ease of use. Sophistication. Elegant, practical applications you might

expect of a high-end personal computer, all made possible with GEOS. It's so simple—but then, so was fire. Once it caught on.

To begin at the beginning. **GEOS** stands for **GRAPHIC ENVIRONMENT OPERATING SYSTEM**. Why?

GRAPHIC: Because menus and icons replace long, typed command lines. Point and click, that's it.

ENVIRONMENT: Because GEOS provides a consistent, powerful way to use your computer. Learning new applications is a snap (or should we say click).

OPERATING SYSTEM: Because GEOS orchestrates every function so that they all work together systematically, even symphonically.

Some basics. Icons are graphic images which represent files or utilities. Each is different, and all are easy to recognize and easy to use.


A menu is just that: a list of functions available for selection. When a menu appears, move the pointer to any item you wish. Click. Click. You're on your way.

A pointer is used to select and activate items. To move the pointer, roll the mouse or trackball or rotate the joystick. Once on target, click once to select; click a second time to activate.

Fonts are a new way of looking at text. Choose from 5 different fonts (with more on the way). Try *University 6 point*, or *Roma, bold*, or *italics*, even underline and *bold*. Need to fit more words on a line? Pick a smaller point size, like *University 6 point*, and get over one hundred characters per line.

All this and fast too. Because the integrated diskTurbo software improves 1541 disk drive performance 5 to 7 times. That's right. On both reads and writes.

GEOS can be divided into 4 areas: two functional aspects (deskTop and Desk Accessories), and two major applications (geoPaint and geoWrite).



deskTop. deskTop is a graphic interface, making file organization and management easy. As always, you call the shots. Load a disk. Files appear as icons on the disk notepad; to flip through, point at the folded corner and click. Prefer a file appear on a different sheet? Move it. It's easy.



Create a new document or re-name an existing one. Want to copy a file onto the same or a different disk? Fine. Forgotten what a file contains? Select "get info" from the file menu. A description of that file's contents appears. Finished with a file? Print it. Save it. Or drop it in the trash and have done with it. Your call.

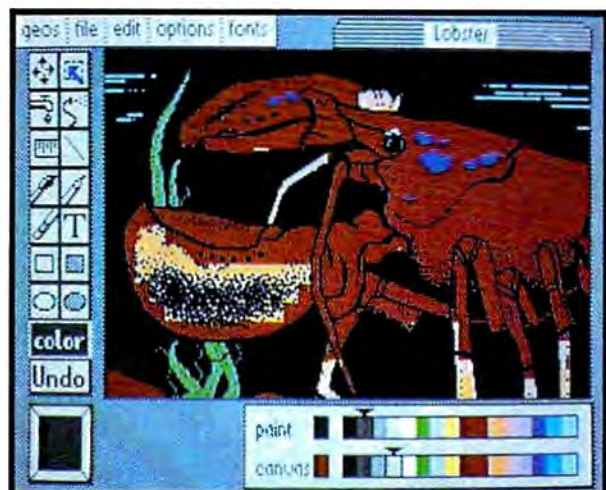


geoPaint. A full-featured, color graphics workshop at your fingertips. The pointer operates any one of the fourteen graphic tools and shapes in the drawing menu.

Create masterpieces on the Drawing Window. By turns, use a pencil, an airbrush or a paint brush, each with a character all its own. Draw straight lines, squares, rectangles or circles. Fill in with any of the 32 patterns. Switch to pixel-mode, where each dot in a selected section is magnified many times its size for easy manipulation.

own two Machines.

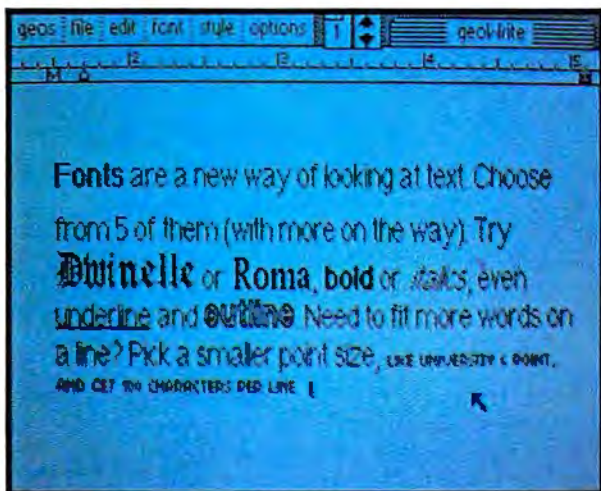
personal computer GEOS™ unlocks.



Second thoughts? Erase what you don't want. Or "UNDO" your last act. (If only life could imitate art!)

Add text if you like, in different fonts, styles or point sizes. Even change its position or layout at will.

Move or copy any part of your creation. Once done, you can include your artwork in another document—a letter home perhaps. (Won't Mother be pleased?) GEOS makes it easy.




geoWrite. An easy to use, "what you see is what you get" word processor. Create documents. Insert, copy, move or delete text as you wish. Choose from 5 different

fonts in many different styles and point sizes. Preview your page exactly as it will

appear off the printer. Typists will appreciate tabs, word-wrap and page breaks.

Documents may contain up to 64 pages. What's more, you can move to any page instantly. If you like, you can cut selected text from one section and move or copy it to another. Add graphics from geoPaint. It's a cinch.



Desk Accessories. Handy programs you can use while in any GEOS application.

These include an alarm clock, a notepad for reminders, a four-function calculator, and photo and text albums which store pictures and phrases you may then paste into applications. The Preference Manager even lets you establish parameters for everything from mouse speed to the date and time—even background color. Civilized options, every one.

BERKELEY
Softworks

GEOS, A Whole New World for the C-64.

\$59.95 TO ORDER: 800-443-0100 x234

GEOS Diskette includes deskTop, diskTurbo, geoPaint, geoWrite and desk Accessories \$59.95.

CA residents add 6.5% tax. (\$4.50 US/7.50 Foreign shipping and handling.) US Funds only. B.S.W. Order Processing, PO Box 57135, Hayward, CA 94545

Commodore 64 and C-64 are trademarks of Commodore Electronics, Ltd. GEOS, deskTop, geoPaint, geoWrite, diskTurbo and Berkeley Softworks are trademarks of Berkeley Softworks.



The Newsroom™

Design, Create and Print Out Your Very Own Newspaper.



Look who's making news.

The Newsroom™ is an exciting program complete with everything you need to create fun and sophisticated newspapers that are uniquely yours.

Families, schools and businesses everywhere are using The Newsroom to tell their story.

Here's what you can do.

The Newsroom is surprisingly easy to use. You're in control of all design elements, starting with over 600 pieces of delightful

clip art included in the program. Combine pieces, alter them, or create your own

images with The Newsroom's dynamic drawing and editing tools. Whatever the nature of your news, you'll find art that fits the situation.

You can enter text with The Newsroom's word processor in any of five different fonts that automatically wrap around pictures. You can print out on legal or letter size paper using any popular computer printer. And, if you have a modem, you can send and receive newspapers between other owners of The Newsroom, no matter what computer they're using.

Now Available for
Apple II+, IIe, IIc
IBM PC
Commodore 64/128

More clip art to add to your collection.

Clip Art Collection Volume 1™ offers an additional 600 pieces of art in a variety of categories. You'll find the perfect piece to illustrate even the rarest of topics.

Clip Art Collection Volume 2™ offers over 800 pieces of art for businesses large and small.



*The Newsroom
is for everyone.
Look for it at
your favorite
software store.*



SPRINGBOARD

COMPUTE!

OCTOBER 1986
VOLUME 8
NUMBER 10
ISSUE 77

FEATURES

- 18 A Great Year for Games Selby Bateman
32 Habitat: A Look at the Future of Online Games Kathy Yakal
38 Prisonball John Scarborough
52 Lumpies of Lotis IV John and Jeff Klein
56 Pyramid Power for the Amiga Mike Lightstone

GUIDE TO ARTICLES AND PROGRAMS

•
•
AP/AT/64
PC/PCjr
AM

REVIEWS

- 60 *The Pawn* for Atari ST Neil Randall
62 *Autoduel* James V. Trunzo
64 *ArcticFox* for Amiga Robert J. Stumpf
66 *Paul Whitehead Teaches Chess* Larry Krengel
66 *Brimstone* Neil Randall

68 *Fooblitzky* James V. Trunzo
70 *Gulf Strike* Michael B. Williams

ST
AP/64/AT
AM
AP/64/PC/PCjr
AP/64/AT/ST/
PC/PCjr/Mac
AP/AT/IBM
AP/AT/64/PC/PCjr

COLUMNS AND DEPARTMENTS

- 6 The Editor's Notes Robert C. Lock
10 Readers' Feedback The Editors and Readers of COMPUTE!
64 HOTWARE: Software Best Sellers
101 Programming the TI: More Solitaire C. Regena
103 The World Inside the Computer:
 Boy Shoppin' with Taunnie Howery Fred D'Ignazio
104 Computers and Society: A Nation of Thieves? David D. Thornburg
105 Telecomputing Today: Fighting the Bloat Factor Arlan R. Levitan
106 The Beginner's Page: The Many Faces of PRINT C. Regena
107 ST Outlook: The New ST BASIC Philip I. Nelson
108 IBM Personal Computing: Root Computing Donald B. Trivette
109 AmigaView: Getting Online Charles Brannon
110 INSIGHT: Atari—A Special RAMdisk for the 800XL Bill Wilkinson

•
•
•
TI
•
•
•
•
ST
PC
AM
AT

THE JOURNAL

- 72 Design 64 Joseph Sexton
75 Amiga Math Graphics Warren Block
78 Atari Fractal Dragons Dennis E. Hamilton
79 Boot 64 for 128 Mike Tranchemontagne
82 High-Speed String Sort for Atari BASIC Everett Hutchison
83 TurboDisk for DOS 3.3 R. Ellerbrock
85 PC Mini-Assembler Georg Zimmer
89 Mozart Magic James Bagley
91 ST Reversi Kevin Mykytyn
94 Commodore 128 Machine Language, Part 3 Jim Butterfield
97 64 Screen Splitter Lou Goldstein

64
AM
AT
128
AT
AP
PC
128
ST
128
64

- 111 **COMPUTE!** Modifications or Corrections to Previous Articles
112 **COMPUTE!**'s Author Guide
113 **COMPUTE!**'s Guide to Typing In Programs
116 **MLX: Machine Language Entry Program**
 for the Apple and Commodore 64
121 **News & Products**
128 **Advertisers Index**

NOTE: See page 113
before typing in
programs.

AP Apple, Mac Macintosh, AT
Atari, ST, Atari ST, V VIC-20, 64
Commodore 64, +4 Commodore
Plus/4, 16 Commodore 16, 128
Commodore 128, P PET/CBM, TI
Texas Instruments, PC IBM PC, PCjr
IBM PCjr, AM Amiga, *General
interest

COMPUTE! Publications, Inc. 

Part of ABC Consumer Magazines, Inc.
One of the ABC Publishing Companies

ABC Publishing, President: Robert G. Burton
1330 Avenue of the Americas, New York, New York 10019

COMPUTE! The Journal for Progressive Computing (USPS: 537250) is published monthly by COMPUTE! Publications, Inc., 825 7th Ave., New York, NY 10019 USA. Phone: (212) 265-8360. Editorial Offices are located at 324 West Wendover Avenue, Greensboro, NC 27408. Domestic Subscriptions: 12 issues, \$24. POSTMASTER: Send address changes to: **COMPUTE!** Magazine, P.O. Box 10955, Des Moines, IA 50350. Second class postage paid at Greensboro, NC 27403 and additional mailing offices. Entire contents copyright ©1986 by COMPUTE! Publications, Inc. All rights reserved. ISSN 0194-357X.

Editor's Notes

An interesting phenomenon developed in response to our recent editorial critical of sluggish sales of the Commodore Amiga where we attributed this weakness to Commodore's targeting and marketing of the computers. Some readers wrote in to complain that we were being overly supportive of the ST; some wrote to complain that we were attacking the Amiga. We meant to do neither, and want to clarify those points.

We feel, quite strongly, that the Amiga from Commodore is one of the most technologically advanced personal computers available on the marketplace today. We feel equally strongly, given the features and design of the computer, that it should be a great success. The fact that it has not yet shown significant sales relative to, say, the Atari ST, indicates to us that the weakness in the marketing of the Amiga must derive from something other than the qualities the computer itself has to offer the buying public. Perhaps it's the targeting of the machine—perhaps the lack of aggressiveness with which it is being marketed.

None of this concern over the lessened acceleration of Amiga sales compared to those of the Atari ST reflects a lack of respect for the computer. As with the Atari ST, COMPUTE! Publications has been the indus-

try leader in providing, for example, new book titles pertinent to the Amiga. Not only do we want the computer to succeed; we also want it to do quite well. And we share your disappointment that it has been a relatively slow starter.

Some of you have indicated in your letters that you are under the impression that the Amiga is outselling the Atari ST. This is simply not consistent with the information we've seen and heard over the months since the introduction of the two machines. Again, we are not responsible for the fact that the ST is outselling the Amiga. On the other hand, sales of the Amiga are beginning to show increases. As Nigel Shepherd pointed out in a recent GAZETTE interview, sales figures to date have been comparing an installed base of worldwide STs to an installed base of Amigas in the United States. This is a function of Atari's expansion into international markets ahead of Commodore. Commodore, as of late

summer, is now marketing the Amiga in Europe, a market that should prove very strong indeed. And Commodore expects to be delivering approximately 10,000 units per month.

We wish success for both Commodore and Atari. To wish otherwise would be to suggest that we have a desire to self-limit our audience. Do not misunderstand our push for stronger, broader marketing efforts on behalf of the Amiga. We remain committed to the support of the machine. Every issue of COMPUTE! continues to provide useful applications. And our COMPUTE! Books division continues to provide timely new titles dedicated to the Amiga. For your part, you can keep those articles and programs coming. Until next issue, enjoy your COMPUTE!.



Robert C. Lock
Editor in Chief

GULF STRIKE IS A SMASH!

"Gulf Strike is an excellent, ambitious, demanding simulation and is certainly a feather in Microcomputer Games' cap. The exclusive joystick input device is a pleasure and the game's sound effects guide the player along as well. These features make the game immediately playable, with only a minimal scanning of the rules. The rules are well-written and complete (with designer's notes), with interesting military data which explain in detail the natures of the armies and equipment simulated. The game explores a touchy subject and offers plausible insights into conflict in the region."

Ian Chewick, Strategy & Tactics Magazine

"Game of the Month"

Jerry Pournelle, Byte

*"Never slow and always completely involving. The result is a major leap forward for the genre, and the best computer wargame to date." Rating: **** (Excellent)*

Family Computing "84's Finest"

Year's Best Software: "Gulf Strike combines land, sea, and air combat in an interesting 'what-if' game."

Games Magazine

"One of Avalon Hill's best computer wargames to date."

Computer Gaming World



NEW for IBM PC, C64/128 & Apple II

Gulf Strike. Despite its war with Iraq, Iran has been criticizing the Soviet presence in Afghanistan and openly supplying arms to the Moslem rebels. Invoking the 1921 Treaty of Friendship with Iran, the Soviet Union responds by rolling across the Iranian border. The course of future history is now up to you.

Gulf Strike examines every aspect of this complex region. With your joystick, maneuver air units, navies and armies from a dozen countries over a full-color scrolling map of Iran, Iraq, and the Persian Gulf. Its ease of play allows you to concentrate on commanding your forces, not wrestling the computer. See

why reviewers are calling **Gulf Strike** the strategy game of the year for your home computer.

Available on disk for: Commodore® 64/128, Apple® II+, IIe, IIc and Atari® 800, XL and XE series, IBM® PC and compatibles. (IBM versions requires color graphics board.) \$30.00

At better stores everywhere
or call Toll Free 1-800-638-9292
for ordering information.
Ask for Operator G.



microcomputer games DIVISION
The Avalon Hill Game Company

A MONARCH AVALON, INC. COMPANY
4517 Harford Road, Baltimore, MD 21214

Publisher James A. Casella
Founder/Editor in Chief Robert C. Lock
Senior Editor Richard Mansfield
Managing Editor Kathleen Martinek
Executive Editor Selby Bateman

Editor, COMPUTE!'s Atari ST Disk & Magazine Tom R. Hallihal
Assistant Editor, COMPUTE!'s Atari ST Disk & Magazine Philip Nelson
Production Director Tony Roberts
Editor, COMPUTE!'s GAZETTE Lance Elko
Technical Editor Otis R. Cowper
Assistant Technical Editors George Miller, Dale McBane

Assistant Editor, COMPUTE!'s Atari ST Disk & Magazine Todd Heimarck
Assistant Editor, COMPUTE!'s GAZETTE Rhett Anderson
Assistant Features Editor Kathy Yakal
Programming Supervisor Patrick Parrish
Editorial Programmers Tim Victor, Tim Midkiff
Copy Editor Tammie Taylor
Submissions Reviewer Mark Tuttle
Programming Assistants David Florance, David Hensley, Troy Tucker

Executive Assistant Debi Nash
Administrative Assistants Julia Fleming, Iris Brooks, Mary Hunt, Sybil Agee

Associate Editors Jim Butterfield Toronto, Canada
 Fred D'Ignazio Birmingham, AL
 David Thornburg Los Altos, CA
 Bill Wilkinson

Contributing Editor Bill Wilkinson

COMPUTE!'s Book Division Editor Stephen Levy
Assistant Editors Gregg Keizer, Ann Davies
Director, Book Sales & Marketing Steve Voyatzis

Production Manager Irma Swan
Art & Design Director Janice R. Fary
Assistant Editor, Art & Design Lee Noel
Mechanical Art Supervisor De Potter
Artist Dabney Kettrow
Typesetting Terry Cash, Carole Dunton
Illustrator Harry Blair

Director of Advertising Sales Peter Johnsmeyer
Associate Advertising Director Bernard J. Theobald, Jr.
Production Coordinator Kathleen Hanlon

Promotion Assistant Caroline Dark

Customer Service Manager Diane Longo
Dealer Sales Supervisor Orchid Tamayo
Individual Order Supervisor Cassandra Green
Receptionist Anita Armfield
Warehouse Manager John Williams

James A. Casella, President
 Richard J. Manno, Vice President, Advertising Sales
 Christopher M. Savine, Director, Finance & Planning

COMPUTE! Publications, Inc. publishes
COMPUTE!
COMPUTE!'s Gazette
COMPUTE!'s Gazette Disk
COMPUTE!'s Apple Applications Special
COMPUTE!'s Atari ST Disk & Magazine

Editorial offices: 324 West Wendover Avenue Suite 200 Greensboro, NC 27408 USA
Corporate offices: 825 7th Avenue New York, NY 10019 212-265-8360
Customer Service: 800-346-6767 (In NY 212-887-8525)
Hours: 9:30 A.M. - 4:30 P.M. Monday-Friday

Coming In Future Issues

Biker Dave: An Exciting Action Game For The Amiga, Apple, Atari, Commodore 64, And IBM PC

Font Printer For The IBM PC

Magazine Indexer For The Apple, Atari ST, Commodore 64, And IBM PC

Burst Utility For The Commodore 1571 Disk Drive

SpeedView: An 80-Column Preview Program For Commodore 64 SpeedScript

Subscription Orders

COMPUTE!
 P.O. Box 10954
 Des Moines, IA 50340

TOLL FREE
Subscription Order Line
800-247-5470
 In IA 800-532-1272

COMPUTE! Subscription Rates (12 Issue Year):

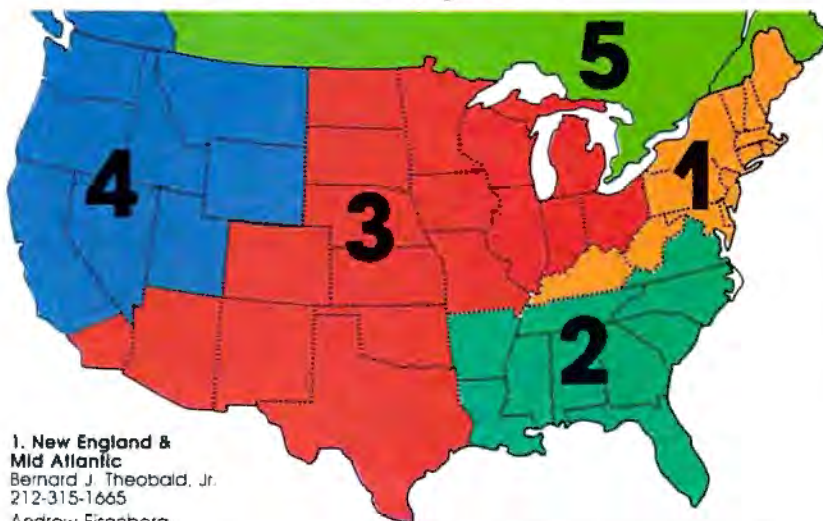
US (one yr.) \$24
 (two yrs.) \$45
 (three yrs.) \$65

Canada and Foreign Surface Mail \$30
 Foreign Air Delivery \$65



Magazine Publishers Association

Advertising Sales



1. New England & Mid Atlantic
 Bernard J. Theobald, Jr.
 212-315-1665
 Andrew Eisenberg
 212-887-8474

2. Southeast & Foreign
 Harry Blair
 919-275-9809

3. Midwest & Southwest
 Jerry Thompson
 312-726-6047 (Chicago)
 713-731-2605 (Texas)
 303-595-9299 (Colorado)
 415-348-8222 (California)
 Lucille Dennis
 415-348-8222

4. West, Northwest & British Columbia
 Phoebe Thompson
 408-356-4994

Lucille Dennis
 415-348-8222

5. Canada
 Harry Blair
 919-275-9809

Director of Advertising Sales:
 Peter Johnsmeyer

Associate Advertising Director:
 Bernard J. Theobald, Jr.

COMPUTE! Sales Office 212-315-1665

Address all advertising materials to:
 Kathleen Hanlon
 Advertising Production Coordinator
COMPUTE! Magazine
 324 West Wendover Avenue
 Suite 200
 Greensboro, NC 27408

The COMPUTE! subscriber list is made available to carefully screened organizations with a product or service which may be of interest to our readers. If you prefer not to receive such mailings, please send an exact copy of your subscription label to COMPUTE! P.O. Box 10955, Des Moines, IA 50340. Include a note indicating your preference to receive only your subscription.

Authors of manuscripts warrant that all materials submitted to COMPUTE! are original materials with full ownership rights resident in said authors. By submitting articles to COMPUTE!, authors acknowledge that such materials, upon acceptance for publication, become the exclusive property of COMPUTE! Publications, Inc. No portion of this magazine may be reproduced in any form without written permission from the publisher. Entire contents copyright © 1986, COMPUTE! Publications, Inc. Rights to programs developed and submitted by authors are explained in our author contract. Unsolicited materials not accepted for publication in COMPUTE! will be returned if author provides a self-addressed, stamped envelope. Programs (on tape or disk) must accompany each submission. Printed listings are optional, but helpful. Articles should be furnished as typed copy (upper- and lowercase, please) with double spacing. Each page of your article should bear the title of the article, date and name of the author. COMPUTE! assumes no liability for errors in articles or advertisements. Opinions expressed by authors are not necessarily those of COMPUTE!

PET, CBM, VIC-20 and Commodore 64 are trademarks of Commodore Business Machines, Inc. and/or Commodore Electronics Limited. Apple is a trademark of Apple Computer Company. IBM PC and PCjr are trademarks of International Business Machines, Inc.

ATARI is a trademark of Atari, Inc. TI-99/4A is a trademark of Texas Instruments, Inc. Radio Shack Color Computer is a trademark of Tandy, Inc.


Temple of Apshai Trilogy.™ The classic subterranean fantasy. Now, this all-time bestseller and its sequels "Upper Reaches of Apshai"™ and "Curse of Ra"™ have been given enhanced graphics and put on one disk. To make it easier than ever



for you to, well, meet the grim reaper.

Create your own character with your own personality traits. Go for the glory. Or go for the gold. Map 12 levels of dark, underground mazes and nearly 600 rooms as you encounter skeletal bats, ghouls, zombies, and other unpleasant creatures of middle earth. And hear new sound effects that'll send chills down your monitor.

Includes an 80-page book on the complete lore of Apshai—the lost culture beneath the Sahara. Of course, it's all pure fiction. Or is it?



Amiga
Apple II
Atari
Atari ST
C64/128
IBM/
Compatibles
MAC



Now available for the Amiga and Atari ST

They make 'Dune' look like a day at the beach.


Rogue.™ This is one classic that's definitely not for beginners. Thousands have explored its 26 ominous levels. Maybe two have made it out in one piece. It's a world of underground mazes, bizarre places and magical treasures. Rogue has a mythology all its own, with one fatal reality: It's never the same game twice. So forget mapping. This one's on pure intuition and brainpower.

Enter the Dungeon of Doom. Your challenge is to recover The Amulet of Yendor, and make it back to Level 1. Not so simple, is it?

Oh, and just so you won't think we're bad sports, here's an enchanted sword. Hope you know how to use it.



Amiga
Atari ST
IBM/
Compatibles
MAC
Tandy 1000



Now available for the Amiga and Atari ST

EPYX®

Temple of Apshai Trilogy screen from Commodore 64™/128™ version of the game. Rogue screen from the Atari ST™ version of the game. © Epyx, Inc.



Readers Feedback

The Editors and Readers of COMPUTE!

If you have any questions, comments, or suggestions you would like to see addressed in this column, write to "Readers' Feedback," COMPUTE!, P.O. Box 5406, Greensboro, NC 27403. Due to the volume of mail we receive, we regret that we cannot provide personal answers to technical questions.

Defining Power

I have just purchased an IBM PC-compatible computer for the purpose of running a long BASIC program, and now I know how the emperor must have felt about his new clothes. This program, which is approximately 20K long, uses an in-memory file of string variables which is about 40K long. It had previously been running on a Commodore 128 with a 1571 disk drive, and it was working perfectly. Since it was being used for an important aerospace industry application, I felt it was time to upgrade to a higher-powered computer.

We were able to use modems to transfer the program from one computer to the other; the problem came when we tried to run it. We found that it was dismally slow, and the GW-BASIC we were using would only allow 64K for program and data—hardly any room for expansion. We then purchased a more highly touted and supposedly higher-powered version of BASIC (promoted as running many times faster than other BASICs) and found that the compiled BASIC was still far slower than Commodore BASIC. I realize that I could speed up the program considerably by going to C or another more powerful language, but the increased power could only be achieved at the expense of user-friendliness.

We are now going to take one more shot at finding a more powerful version of BASIC or a compiled version of BASIC, but for the moment the conclusion is that none of the professional's tools can do the job as well as the hobbyist's tool we are currently using.

Stephen R. Collins

Since we don't have your program, it's impossible to account for the difference with certainty. However, the size of a

particular computer's BASIC has a lot to do with how fast it runs. Because BASIC is an interpreted language (the computer looks up each statement individually as it runs the program), the number of BASIC keywords has a significant effect on how fast it runs. The longer the list of keywords, the more time it takes the computer to scan the list and find each one. Microsoft/IBM BASIC is roughly twice the size of the 128's BASIC 7.0, so it takes the PC more time to interpret and execute each statement. Similarly, BASIC 7.0 is four times as long as the Commodore 64's BASIC 2.0, so comparable BASIC programs run somewhat slower on the 128 than on the 64.

A second reason may be the efficiency of the microprocessor itself. The PC's 8088 processor has a more powerful and varied instruction set than the 128's 8502, plus a faster clock speed. However, most 8088 ML instructions take more than twice as many clock cycles to execute as corresponding 8502 instructions, so the advantage of the PC's faster clock speeds is much reduced. Thus, the 8502's simpler instruction set can lead to greater efficiency in some cases.

A third factor, which is much more difficult to quantify, has to do with the efficiency of individual BASIC statements. For instance, the PC's routines for printing to the screen also tend to be much slower than those used on the 128, which further reduces the speed of IBM BASIC programs that involve substantial video output. This factor, of course, depends to a large extent on which commands are used in a particular program.

Your letter describes one case where the 128 appears to outperform a much more expensive machine. But in other applications the opposite might be true. For instance, the PC and its clones can transfer data to and from disk a great deal faster than the 128. Even burst mode loading with a Commodore 1571 disk drive is considerably slower than normal loading on any MS-DOS machine. As a result, the PC can outrun the 128 significantly and consistently in any application that requires heavy disk access.

Because every machine has different strengths and weaknesses, it's extremely risky to evaluate a computer's capabilities on the basis of general assumptions. Thousands of people use so-called hobby-

ist computers for professional purposes, and thousands of others use so-called professional computers chiefly for entertainment. Perhaps the most useful definition of computer power is strictly functional: If a computer gets the job done in a way that satisfies your individual needs, then it's powerful—regardless of brand name or pricetag.

Your experience highlights a rule that we've emphasized many times: Before buying any piece of computer hardware or software, give it a thorough test under conditions that resemble your actual situation as closely as possible. If that's not practical—as it may not have been in your case—try to get specific advice from someone who already owns and uses the product in question. Local user groups are often an excellent source for this information.

BASIC Orphans

I own an Atari 800 computer and am trying to write a game. But I have problems when I try to use the variable COMP. For example, I get an error whenever I type COMP=32. I then try typing COMP (42). The computer just prints READY. Please tell me what this command is used for.

Brian Korn

Atari BASIC, like most early versions of the language, won't let you include reserved BASIC words as part of a variable name. For example, the variable FORCE cannot be used because it contains the embedded BASIC keyword FOR. The variable name COMP is illegal for exactly the same reason, even though the cause is less apparent. When Atari BASIC was written, many different commands were considered, but some of them had to be omitted because of memory limitations. The keyword COM is reserved but unimplemented in Atari BASIC (it would have been used to declare common variables).

Though COM doesn't perform its intended function, it is still recognized as a BASIC keyword and can't be used as part of a variable name. COM is diverted to the DIM command, so the statement COMP (42) has the same effect as DIM P(42). Since DIM requires a value in parentheses, the statement COMP=32 generates a syntax error when BASIC finds an equal

SYLVIA PORTER'S PERSONAL FINANCE SERIES MANAGES IT ALL

IBM
INTERFACE
WITH LOTUS 1-2-3

**Your day-to-day finances. Your financial future.
And now, your investments, too.**

Volume 1

Your Personal Financial Planner

Helps you track your day-to-day financial data, then combines this information with your future financial objectives to produce the most comprehensive and easily-understood financial planning program available.

For Your Day-to-Day Affairs:

- **Maintains your electronic check-book** and credit card transactions.
- **Writes your checks** and balances your checkbook.
- **Prepares and monitors your budget.**
- **Classifies and tracks your taxable income and expenses.**
- **Calculates your net worth and generates customized personal financial statements.**
- **Tracks your financial assets** – and your insurance policies.

For Your Financial Future:

Leads you step-by-step through a series of questions regarding your financial goals, and your current financial condition. Your answers will enable your computer to determine and print a summary of the amounts you must save each year to meet your financial objectives – in both real and inflated dollars.

Each SYLVIA PORTER program:

- **Interfaces with the others in the Series.** You need to enter data only once.
- **Generates unique graphic representations** that display your data in colorful charts.
- **Includes a Customized Report Writer** that prints out any report you want, tailored to your specific needs.

Volume 2

Your Personal Investment Manager

Whether you're a first-time investor or a sophisticated one, this program enables you to efficiently organize, analyze, and manage up to 15 individual investment portfolios. (Unlimited on hard disk)

This Program:

- **Manages your investment transactions:** Records, organizes, and classifies all important data on your purchases, sales, and other types of investment transactions.
- **Tracks your investment portfolios:** Displays more than 35 kinds of vital statistical data, plus financial profiles on individual companies.
- **Alerts you to investment deadlines:** Transaction deadline dates for dividends and interest; buy and sell positions; bond maturities; and much, much more.
- **Tracks your retirement investments**
- **Monitors your investment taxes:** Tracks, organizes and classifies your interest and dividend income, and your capital gains or losses. Generates year-end reports.
- **Includes Telecommunications Access to outside Database Sources:** Lets you access all major outside databases for automatic price updates (modem required).
- **Includes Investment Strategies and Fundamental & Technical Analyzers**

**PLUS . . .
FREE**

from DOW JONES News/Retrieval
Your Password and 1 Hour of Prime Time
(Value over \$120!)

Suggested Retail List Price:

IBM* - \$129.95; Apple - \$99.95;
Macintosh** - \$99.95;
C128 - \$69.95; C64** - \$49.95

Available at your favorite dealer,
or contact Timeworks today.

To Order Call:
1-800-535-9497

**Volume 1 only



MORE POWER FOR YOUR DOLLAR

Timeworks, Inc., 444 Lake Cook Rd., Deerfield, IL 60015
312-948-9200

*Registered trademarks of International Business Machines Corp., Apple Computer Systems Inc., and Commodore Electronics, Ltd.

©1984 Sylvia Porter's Personal Finance Magazine Co. & Timeworks, Inc. All rights reserved.

**CUSTOMER TECHNICAL SUPPORT
HELPLINE – Toll Free**
MONEY BACK GUARANTEE
Details on every package

sign (=) instead of a left parenthesis. This program PEEKs Atari BASIC ROM and prints all the BASIC statements and functions. As you'll see, COM is the only unimplemented keyword.

```

10 ADDR=42163:? :? "--ST
TEMENTS--":?
20 IF NOT PEEK(ADDR) THE
N 50
30 BYTE=PEEK(ADDR):ADDR=A
DDR+1:IF BYTE<128 THEN
? CHR$(BYTE);:GOTO 30
40 ? CHR$(BYTE-128):ADDR=
ADDR+2:GOTO 20
50 ADDR=43049:? :? "--FUN
CTIONS--":?
60 IF NOT PEEK(ADDR) THE
N END
70 BYTE=PEEK(ADDR):ADDR=A
DDR+1:IF BYTE<128 THEN
? CHR$(BYTE);:GOTO 70
80 ? CHR$(BYTE-128):GOTO
60

```

Orphan keywords occur in other versions of BASIC as well. For instance, BASIC 7.0 for the Commodore 128 tokenizes QUIT and OFF, but neither statement performs any function. The OFF keyword may have been intended as part of a KEY OFF statement similar to KEY OFF in BASICA for the IBM PC.

File Modes In SpeedCalc And SpeedScript

Your response to Stephen Forstein in the May 1986 installment of "Readers' Feedback" includes a program to convert a 64 SpeedCalc program file to a sequential (SEQ) file for use with the Sideways program. There is a much easier way to print sequential files to disk: Simply add ,S to the end of the filename. Although it's rarely mentioned, you can use the same trick to save a BASIC program as a sequential file. For instance, save a short BASIC program by entering this command in direct mode:

```
SAVE "0:TEST,S",8
```

The program appears on the directory as a SEQ file, but contains exactly the same data as if you'd saved it in the normal way. To load the file back into memory, enter this command:

```
LOAD "0:TEST,S",8
```

You can just as easily save the program as a mock USR file by replacing the S in the special SAVE command with a U (SAVE "0:TEST,U",8). To print a SpeedCalc file to disk as a sequential file, press SHIFT-CTRL-P. When you are prompted for a device, select D for disk. When you are prompted for a filename, add ,S to the end of the filename that you choose. SpeedCalc prints the spreadsheet to disk as a sequential file. I have used this method with Sideways and it works every time.

Daniel H. Sealy

Thanks for the advice. Since many telecommunications programs expect sequential files, this method can also be useful if you're transferring SpeedCalc files from one computer to another over telephone lines or a null modem cable. Note that SpeedScript, COMPUTE!'s popular word processor, ordinarily creates program (PRG) files when saving a file to disk, and sequential (SEQ) files when printing to disk. By adding ,S or ,P after the filename as needed, you can select either file type at will.

For instance, to print the file "TEST" as a PRG file, press SHIFT-CTRL-P and enter TEST,P when SpeedScript prompts you for a filename. This operation stores "TEST" as an ASCII file in PRG format, which, again, might be handy for telecommunications or other special purposes.

To save the file "TEST" as a SEQ file, press SHIFT-f7 and enter TEST,S when SpeedScript prompts you for a filename. You can reload such a file by including ,S at the appropriate filename prompt.

Tandy/PCjr Enhancement For "Screen Machine II"

I've just typed in the "Screen Machine II" program for the IBM PC (see COMPUTE!, July, 1986). I am impressed by the program. However, I don't like the delays caused by the use of GET and PUT. To speed up the program's execution, I switched the array UNDO% to a different page in graphics memory, then replaced GET and PUT statements with PCOPY statements. For example, PCOPY 0,1 stores the current picture. PCOPY 1,0 copies the stored image back, and so on. The use of multiple video pages makes the program run significantly faster, particularly when you choose a new tool.

The following program changes work on my 256K Tandy PC-compatible computer with GW-BASIC; they might also work on a 128K Tandy, but I have no way to test that configuration. Enter and save the program lines with the "Automatic Proofreader;" then load your existing copy of "Screen Machine II" and merge the new lines with a MERGE command. For instance, if you saved the new lines with the filename LINES, the command MERGE "LINES" would merge them with the main program. Delete line 410; then save the enhanced program under a new filename.

In addition, you may want to change line 2080 so that the variable SFLAG equals -1 rather than 0. This change prevents you from UNDOing the program's NEW command (ordinarily, a NEW can be recovered with UNDO). The variable SFLAG governs when to copy the screen to the backup

screen when the top and bottom command areas are drawn.

```

LN 140 PCJR=0:ON ERROR GOTO 150:
SOUND OFF:CLEAR ,,,65536!
:DEFINT A-Z:PCJR=-1
OH 310 SMODE=1:COLR=1:SFLAG=-1:G
OSUB 3000
OL 1020 IF MY>=CY THEN COLR=INT(
MX/XR#)FOR II=1 TO 0 STE
P-1:SCREEN ,,II:GOSUB 60
00:NEXT:RETURN
JL 1030 PCOPY 0,1
JD 1250 PCOPY 1,0
KO 1380 PCOPY 1,0
DF 1510 GOSUB 3000:PCOPY 1,0
GC 2060 GOSUB 19000:PCOPY 1,0:RE
TURN
II 2080 SFLAG=0:GOSUB 3000:RETUR
N
LE 2150 PCOPY 0,1:RETURN
NH 2190 PCOPY 0,1:LINE(0,0)-(XRE
S-1,YRES-1),0,B:LINE(0,0
)-(XRES-1,0),0,BF:LINE(0
,YRES-12)-(XRES-1,YRES-1
),0,BF
NA 2210 ON ERROR GOTO 0:CLOSE#1:
GOSUB 3000:PCOPY 1,0
NN 2250 PCOPY 0,1:LINE(0,0)-(XRE
S-1,YRES-1),0,B:LINE(0,0
)-(XRES-1,0),0,BF:LINE(0
,YRES-12)-(XRES-1,YRES-1
),0,BF
CH 2280 GOSUB 3000:PCOPY 1,0:CUR
SOR=-1:RETURN
EQ 3020 SFLAG=-1:ON SMODE GOSUB
3110,3150,3030,3030,3190
KH 3080 GOSUB 6000:GOSUB 12000:I
F SFLAG THEN PCOPY 0,1:S
FLAG=0
FP 3110 SCREEN 1,,0,0,2:COLOR 0,
1:COLR=1:XRES=320:YRES=2
00:BG=0:MAXCOLOR=4
BE 3150 SCREEN 2,,0,0,2:XRES=640
:YRES=200:MAXCOLOR=2:COL
R=1
PB 3190 SCREEN 5,,0,0,2:XRES=320
:YRES=200:MAXCOLOR=16:CO
LR=1
OH 4000 GOSUB 19000:PCOPY 0,1
JF 4060 PCOPY 1,0
CN 5510 GOSBU 19000:PCOPY 0,1
KD 5570 PCOPY 1,0

```

Kevin O'Donovan

Thanks for the enhancement, which also works on the PCjr with cartridge BASIC. Since BASICA for the PC does not have a PCOPY command, this method can't be used on the PC or PC-compatible computers whose BASIC doesn't support PCOPY.

Numeric Keypad In 64 Mode

I have just acquired a Commodore 128. Since the numeric keypad does not work in 64 mode, I would like to know if you have any ideas of how to make it operable.


John Ballato

Here is a program that does what you want. It's taken from COMPUTE!'s 128 Programmer's Guide, available from COMPUTE! Books.

```

100 FOR AD=830 TO 949:READ
[SPACE]BY:CK=CK+BY

```

USE THE BRAINS YOUR COMMODORE WASN'T BORN WITH.

Right at Your Fingertips in CompuServe's Commodore® Forums

Our Commodore Forums involve thousands of Commodore users worldwide. These Forums show you just how easy and fun it is to get the most from your Commodore Computer.

The Commodore **Communications Forum** provides the latest news on communications software and advice on how to effectively use your machine for online computing.

The Commodore **Programming Forum** supports programmers and developers of Commodore 8-bit computers.

The Commodore **Arts and Games Forum** is for all Commodore 8-bit computers. Compose or play music, create or retrieve colorful graphics, and download games software.

The Commodore **Amiga® Forum** is the national resource for all business

and entertainment applications in the Amiga community.

Easy access to free software.

- Download first-rate, non-commercial user-supported software and utility programs.
- Take advantage of CompuServe's inexpensive weeknight and weekend rates (when Forums are most active, and standard online charges are just 10¢ a minute).
- Go online in most major metropolitan areas with a local phone call.
- Receive a **\$25.00 Introductory Usage Credit** when you purchase your CompuServe Subscription Kit.

Information you simply can't find anywhere else.

Use the *Forum Message Board* to exchange mail with fellow members. Join ongoing, real-time discussions in a *Forum Conference*—with Commodore luminaries like Jim Butterfield, Jim Gracely, Bob Landwehr and Steve Punter. Scan *Forum Data Libraries* for free software, documentation and contributions from Commodore enthusiasts.

Enjoy other useful services, too. Like electronic editions of your favorite magazines, newsletters and articles, including *Family Computing*, *OMNI Online* and the *Electronic Gamer*.™

All you need is your Commodore computer and a modem...or almost any other personal computer.

To buy your Subscription Kit, see your nearest computer dealer. Suggested retail price is \$39.95. To receive our free brochure, or to order direct, call 800-848-8199 (in Ohio, call 614-457-0802). If you're already a CompuServe subscriber, type GO CBMNET (the Commodore Users Network) at any ! prompt to see what you've been missing.

CompuServe®

Information Services, P.O. Box 20212
5000 Arlington Centre Blvd., Columbus, Ohio 43220

800-848-8199

In Ohio, call 614-457-0802

An H&R Block Company


```

110 POKE AD, BY: NEXT
120 IF CK <> 13099 THEN PRINT
    TAB(7) "[RV$] ERROR IN
    [SPACE] DATA STATEMENTS
    [SPACE]": STOP
130 SYS 830: PRINT "[2 DOWN]*
    * NUMERIC KEYPAD IS NOW
    ACTIVE ** [2 DOWN]"
140 NEW
830 DATA 120,169,75,141,20,
    3,169,3,141,21
840 DATA 3,88,96,169,248,14
    1,47,208,169,255
850 DATA 141,0,220,205,1,22
    0,208,10,141,47
860 DATA 208,74,141,0,220,7
    6,49,234,160,0
870 DATA 140,141,2,169,251,
    141,47,208,162,8
880 DATA 173,1,220,205,1,22
    0,208,248,74,144
890 DATA 9,200,202,208,249,
    110,47,208,176,234
900 DATA 185,157,3,16,7,162
    ,1,142,141,2
910 DATA 41,127,133,203,169
    ,255,141,47,208,32
920 DATA 72,235,76,126,234,
    64,35,44,135,7
930 DATA 130,2,64,64,40,43,
    64,1,19,32
940 DATA 8,64,27,16,64,59,1
    1,24,56,64

```

Be sure to save the program before you run it, since it erases itself. The program mimics the computer's own keyscan routine to read the numeric keys and the new row of cursor keys. To activate the keypad, enter Commodore 64 mode, load the pro-

gram, and run it. The numeric keypad keys now act exactly like the normal number keys (however, CTRL, SHIFT, and the Commodore key have no effect on them). RUN/STOP-RESTORE disconnects the program; enter SYS 830 to restart it.

Atari Unlist

I own an Atari 800 and have been trying to prevent people from LISTing my BASIC programs. Is it possible to do this?

John A. Butera

Ian Chadwick provides an interesting solution to this problem in his book Mapping the Atari, available from COMPUTE! Books. First, save a copy of your original program (this is very important because the scrambled version of the program will be almost impossible to restore). Then add these two lines to the program, replacing FILENAME with the filename you wish the scrambled version to have.

```

32000 FOR VARI=PEEK(130)+
    PEEK(131)*256 TO PE
    EK(132)+PEEK(133)*2
    56:POKE VARI,155:NE
    XT VARI
32100 POKE PEEK(138)+PEEK
    (139)*256+2,0:SAVE
    "D:FILENAME":NEW

```

Type CLR:GOTO 32000 in immediate mode and press RETURN. Line 32000

replaces all the program's variables with carriage returns and line 32100 saves the program to disk. This version of the program can't be LISTed or even LOAded. The only way to run it is with the command RUN "D:PROG" (substitute the name of your program for PROG).

Apple Renumber And Merge

I have been unable to find a renumber program and a merge program that can be used with my Apple IIc system. I would prefer typing the program rather than purchasing software. Any suggestions?

Robert Carney

COMPUTE! has never published a renumbering program for the Apple. You may, however, come across such a program in the public domain or in another publication. Be forewarned, however, that renumbering programs sometimes contain obscure bugs that cause problems only in rare instances.

One renumbering program that has been thoroughly tested and debugged is Applesoft Programmer's Assistant, known as APA. This program adds several useful commands to BASIC and is available through your Apple dealer in DOS 3.3 as well as in ProDOS format. It includes both renumber and merge

Infocom introduces four new games

Infocom,™ the crazy people who brought you "Zork"® and "The Hitchhiker's Guide to the Galaxy,"™ has a habit of coming up with games that add a new dimension to interactive fiction. And the best keeps getting better. Case in point: "Leather Goddesses of Phobos."™ It has a scratch n' sniff card and a 3-d comic book to excite all your senses. Once your interest is

piqued, you'll embark on a rowdy romp through the solar system. This hilarious spoof of 1930's pulp science fiction has 3 "naughtiness levels," for the prude to the lewd. "Leather Goddesses" is sure to amuse members of either sex.

One's really warped.

Then there's "Trinity."™ It answers the question of whether a game can be both light-hearted

and profound. You journey through a time warp into a mischievous fantasy world where all atomic explosions are mysteriously connected. "Trinity" takes you back to the dawn of the atomic age and puts the course of history in your hands.

One's a real circus.

It has been said that the circus is the only really mysterious thing left in civilization.

One thing's for sure, there is plenty of mystery in "Ballyhoo."™ While trying to locate the circus owner's kidnapped daughter, you are somersaulted into a three-ring world of deception and crime. To solve the crime



commands.

You can also merge programs without APA using the built-in BASIC command EXEC. Although it takes a little more work than APA's merge command, this technique is just as effective. For instance, suppose you wish to merge two programs named A and B. First, you must make sure the two programs do not share any line numbers. Otherwise, the program being merged will overwrite the corresponding lines of the program in memory. Thus, you may need to do some renumbering before you perform the merge.

After you have eliminated all shared line numbers, list program B to disk as a text file. This is done by putting the following lines at the beginning of program B:

```
6 PRINT CHR$(4)"OPEN B.TEXT
": PRINT CHR$(4)"WRITE B.T
EXT"
7 LIST 100,32767
8 PRINT CHR$(4)"CLOSE B.TEXT
": END
100 REM PROGRAM B BEGINS HERE
```

Then, load program A into memory, type this line in immediate mode (without a line number), and press RETURN:

EXEC B.TEXT

The computer reads program B from disk, displaying each line as it is merged into memory. When this process ends, programs A and B are merged just as if you

have added every line of program B manually.

IBM Custom Characters

The Commodore 64 character set can be customized by changing the contents of a particular memory location (which normally points to character data in ROM) to point to an area in RAM where your redefined characters are stored. Is it possible to customize the IBM PC character set, and if so, how?

Benito Franqui

Yes, you can redefine the character set on the IBM PC as well as on the PCjr. However, there are a couple of restrictions. First, on both machines, redefined characters must be printed on one of the graphics screens to be seen. Second, on the PC, only the upper half of the character set (characters numbered 128-255) can be changed. The following program shows how to redefine CHR\$(128) as an alien shape. It runs on both the PC and PCjr, and displays the custom character on SCREEN 1.

```
10 DEF SEG=0
20 POINTER=&H7C:REM For chara
cters 0-127 on PCjr only,
POINTER=&H110
30 FOR VECTOR=0 TO 3:OLDVEC(V
ECTOR)=PEEK(POINTER+VECTOR
):NEXT:REM Save default po
inters
```

```
40 DEF SEG=&H1700:REM Put cha
racter data at &H1700
50 FOR DOTPOS=0 TO 7:READ DOT
DATA:POKE DOTPOS,DOTDATA:N
EXT
60 DEF SEG=0:REM Restore segm
ent
70 SCREEN 1:CLS
80 FOR VECTOR=0 TO 2:POKE (PO
INTER+VECTOR),0:NEXT:POKE
POINTER+3,&H17:REM Set cha
racter data pointers to &H
1700
90 PRINT CHR$(128)
100 FOR VECTOR=0 TO 3:POKE (P
OINTER+VECTOR),OLDVEC(VEC
TOR):NEXT:REM Restore cha
racter data pointers
110 DATA 60,126,90,126,60,36,
66,129:REM alien shape
```

Just as with the 64, you make the computer look to RAM rather than ROM for its character data. If you have at least 128K of RAM in your PC or PCjr, memory above 96K is unused by BASIC and is thus a safe place to store the custom character data. Line 40 of the program accesses this area with the statement DEF SEG=&H1700. In line 50, the program puts the alien shape data in the area beginning at &H1700. Line 110 contains the data.

To make the PC/PCjr fetch its character data from the segment at &H1700, we must change certain pointers at the bottom of memory. These pointers are four bytes long. The first two bytes represent

es. One really smells.



Every package includes an integral set of props to excite your senses and enhance the game.

and save your hide from a permanent spot in the freak show, you'll need to stretch your puzzle-solving skills to the limit.

One's really haunting.

Wrapping up this new quartet is a classic gothic mystery set in a haunted castle on the mist-shrouded seacoast of Cornwall. In "Moonmist"™ you'll explore the darkest reaches of Tresillian

Castle and get involved with an eccentric cast of characters, including British nobility, while trying to save your best friend from a vengeful ghost. "Moonmist" offers four distinctly different sets of clues, problems, solutions and hidden treasures. So you'll die to replay it again and again.


All four are easy to get.

Simply follow your nose to your local software store today.


INFOCOM™

For more information, call 1-800-262-6868, x. 17C. Or write to us at 125 CambridgePark Drive, Cambridge, MA 02140.

© Infocom, Inc. Zork is a registered trademark and Ballyhoo, Trinity, Leather Goddesses of Phobos and Moonmist are trademarks of Infocom, Inc. The Hitchhiker's Guide to the Galaxy is a trademark of Douglas Adams.



The Teacher's Choice... Math Blaster!



Apple II
Family,
Macintosh,
IBM,
Commodore,
Atari.

"*Math Blaster* is an innovative approach to drill and practice that appeals to the first-through-sixth grade student's fascination with video games while it helps students master basic math facts."

Arithmetic Teacher Magazine

This award winning program is the first choice of teachers, parents and students.

- 1984 Outstanding Educational Product/*Parents' Choice Magazine*
- 1984 Best Selling New Educational Product/*Softsel-Businessweek*
- Gold Disk Award/*Software Publishers Association*
- Recommended/*Arithmetic Teacher Magazine*
- Recommended/*School Science & Mathematics*
- Highly Recommended/*Book of Apple Software*
- Rated: "A"/*Software Reports*

Building math skills has never been more fun. *Math Blaster* contains over 600 problems in addition, subtraction, multiplication, division, fractions, decimals and percents.

Four challenging learning activities, including an action-packed game, stimulate children's natural interest in numbers.

The program features an editor for adding more problems, plus colorful graphics, sound effects and more. For grades 1 through 6. **\$4995**

Ask your dealer for these Davidson programs

- **Homeworker** ■ **Spell It**
- **Speed Reader II** ■ **Alge-Blaster**
- **Word Attack** ■ **Grammar Gremlins**
- **Glassmate**

or call us directly for assistance:

(800) 556-6141
(Outside California)

(213) 534-4070
(California Only)

D Davidson.

Educational software that works

Davidson & Associates, Inc.
3135 Kashiwa Street, Torrance, CA 90505

an offset to the segment address contained in the third and fourth bytes. On both the PC and the PCjr, the pointer to data for the built-in graphics and foreign language characters (numbered 128-255) is at location &H7C. Since our program redefines a character in this range—CHR\$(128)—we've used this pointer value in line 20. On the PCjr, you can redefine characters in the range 0-127 using the pointer at location &H110. In order to access either character data pointer, you must set DEF SEG to zero since the pointers are at the bottom of memory. The program does this in lines 10 and 60.

Before the program ends, the character data pointers must be restored to their default values. If you end the program with the character pointers still modified, the computer can't recognize the custom characters and will fail to respond to any commands (this is unlike the Commodore, which lets you use modified characters as usual, no matter what their shape). Before modifying the characters, save the default character set pointers (line 30). When you're done printing the custom characters, restore the pointers to their original values (line 100). You can find more information on this subject in COMPUTE!'s First Book of IBM, written by Sheldon Leemon and available from COMPUTE! Books.

Cleaner Atari INPUT

I am designing an adventure game with my ATARI 800XL. I would like to know if there is a way to get rid of the question mark prompt during INPUT.

Chris Genigeski

Instead of using INPUT in the standard way, open a file to the editor device (E:) and receive input from that file. Since a question mark is superfluous for file input/output, the computer suppresses it. This short program illustrates the technique. Line 20 opens a file to the editor and line 40 receives the input.

```
10 DIM A$(20)
20 OPEN #3,4,4,"E:"
30 PRINT "ENTER YOUR NAME"
"
40 INPUT #3,A$
50 PRINT A$
```

Standard RGB Monitor With ST?

Is there any way to hook up the Atari ST to a standard RGB monitor? If not, do you know of any products on the way from third-party vendors that will facilitate this? My Magnavox CM8562 monitor has an eight-pin DIN socket.

Don Kusch

To address your second question first, no such product is commercially available at the time of this writing (July, 1986). There

are two major difficulties standing in the way of such an interface. The first problem has to do with hardware availability. The ST end of the video connector requires a nonstandard 13-pin plug which is next to impossible to find—even if you're a commercial cable manufacturer.

Second, in addition to sending out video signals, the ST's video port makes it possible for the computer to tell whether you're using a monochrome or color monitor. Pin 4 of the connector is the monochrome-detect line. When the voltage level on pin 4 is low, the computer automatically boots up in high-resolution monochrome mode. When pin 4 is set high, the computer boots up in color mode. The ST monitors pin 4 continuously. Whenever it detects a voltage transition on pin 4 (for instance, if you unplug the video cable), the computer performs a cold start.

Assuming you can find or fabricate a usable 13-pin connector, you must also find some way to hold pin 4's voltage at the correct level. The video port doesn't provide a voltage source appropriate for this purpose, so you must obtain it elsewhere. Perhaps the safest source would be a commercial power supply. An experienced electronics technician might be able to tap a suitable source somewhere in your monitor's circuitry, but that sort of experimentation is best left to professionals. The power supply in a TV or monitor carries potentially fatal high-voltage current. Once you surmount the monochrome-detect problem, you may have other problems matching the ST's audio and video signals to the requirements of your particular monitor.

We've heard from one brave soul who succeeded in cobbling together a homebrew ST interface for his Sony KV-1311CR monitor. He obtained a 13-pin plug by the simple (but costly) expedient of buying a replacement video cable from Atari and chopping it in half. By the time he finished the project—which involved tapping into the Sony's internal circuitry—his investment ran close to \$100, including the cost of the Atari cable. We've never seen the finished product, so the picture and sound quality on that system is unknown. Since it involves modifying the monitor itself, only a technician could tell you whether a similar solution is practical on your Magnavox monitor.

In short, it's possible to construct such an interface, but at this stage it's strictly a do-it-yourself project for the sophisticated hobbyist. As the ST becomes more popular, it seems inevitable that some enterprising manufacturer will market a video interface for non-Atari RGB monitors. If and when that product appears, it will probably cost more than a conventional cable, due to the need for extra circuitry. ©

From the publishers of *COMPUTE!*



October 1986 *COMPUTE!* Disk

All the exciting programs from the past three issues of *COMPUTE!* are on timesaving, error-free, floppy disks that are ready to load on your IBM PC and PCjr or Commodore 64 and 128. The October 1986 *COMPUTE! Disks* contain the entertaining and useful Commodore or IBM programs from the August, September, and October 1986 issues of *COMPUTE!*.

The October 1986 *COMPUTE! Disk* costs \$12.95 plus \$2.00 shipping and handling and is available only from *COMPUTE!* Publications. Please specify whether you need a Commodore or IBM disk.

For added savings and convenience, you may also subscribe to the *COMPUTE! Disk*. At a cost of only \$39.95 a year (a \$12.00 savings), you'll receive four disks, one every three months. Each disk will contain all the programs for your machine from the previous three issues of *COMPUTE!*. To order a subscription, call toll free 800-247-5470 (in IA 800-532-1272).

This is an excellent way to build your software library while you enjoy the quality programs from *COMPUTE!*.

Disks and subscriptions are available for Apple, Atari, Commodore 64 and 128, and IBM personal computers. Call for details.

For more information or to order individual issues of the October 1986 *COMPUTE! Disk*, call toll free 1-800-346-6767 (in NY 212-887-8525) or write *COMPUTE! Disk*, P.O. Box 5038, F.D.R. Station, New York, NY 10150.

COMPUTE! Publications, Inc. 

Part of ABC Consumer Magazines, Inc.
One of the ABC Publishing Companies
825 7th Avenue, 6th Floor, New York, NY 10019
Publishers of *COMPUTE!*, *COMPUTE!'s Gazette*, *COMPUTE!'s Gazette Disk*, *COMPUTE! Books*,
COMPUTE!'s Apple Applications and *COMPUTE!'s Atari ST Disk & Magazine*

A Great Year For

Selby Bateman, Features Editor

A gaggle of new games is on the way to your computer as software manufacturers gear up to take advantage of the new Atari ST, Amiga, and Macintosh machines. At the same time, gamemakers are creating some of the most advanced entertainment software yet designed for the Commodore 64, Apple II, IBM, and eight-bit Atari computers. The combination is making 1986 a great year for games.

"I don't think designers have worked very hard to push the Commodore 64 to its limits. It still hasn't been tapped to its fullest potential," says Alan Miller, a computer industry veteran and cofounder of Accolade, a computer game company.

Miller's comments reflect his view of the computer game market today, and they're being echoed by almost all of the leading developers of computer entertainment software. Comments from company presidents and product managers at the Summer Consumer Electronics Show and in conversations since then reveal a consistent pattern: They believe there is a strong future for both traditional eight-bit and new 68000-based computers.

Game companies have moved quickly to take advantage of the powerful graphics-and-sound capabilities found on the new 68000-generation computers—Amiga, Atari ST, and Macintosh. A variety of new games and conversions of popular eight-bit programs are being released this year and next. And that includes conversions of many popular eight-bit games. Although it's impossible to list all the conversions here, chances are that just about any successful eight-bit computer game is headed for Atari ST, Macintosh, and/or Amiga versions late this year or early next.

Many of the companies are hoping to take advantage of the huge installed base by announcing new entertainment products that push the Commodore 64, Apple II-series, and eight-bit Atari machines beyond what has previously appeared. And game companies that previously had little reason to have IBM PC versions of their products are now targeting IBM and IBM-compatible markets to take advantage of lower-priced MS-DOS computers—Tandy 1000, Leading Edge, and others—that are selling into the home market.

Here are just a few of the highlights of what's currently available and what will be out by the end of the year.

Games



You notice two meter-high creatures near the gate, swaying back and forth. One looks like a nose, the other an eye. They are standing on either side of a brass bell on a post.
COMMAND >

Tass Times in Tonetown

Superb color graphics in the Amiga version of Activision's unusual Tass Times in Tonetown help make this a fascinating new game.




The Movie Monster Game

As Godzilla, you're ready to tear up London town in Epyx' The Movie Monster Game for Apple, Commodore, and IBM computers.



Time Bandit

Michtron's Time Bandit for the Atari ST provides level upon level of fast-action game play and detailed color graphics.



Accolade's *Ace of Aces* for the Commodore 64 puts you in the pilot's seat over war-torn World War II Europe.

Ace Of Aces

Accolade

This World War II aerial-warfare game for the Commodore 64 features excellent color graphics and sound effects. You're in the pilot's seat, flying an RAF Mosquito over Europe in one of four different air battles. Each of the battles requires special weapons, battle, and navigation skills. To become an ace of aces, you have to successfully complete all four missions. There are five views from the cockpit, and you use them all to battle enemy fighters and bombers, V-1 rockets, German U-boats, and enemy supply trains.

Acro-Jet

MicroProse

This is an advanced flight simulator that takes up where the popular *Solo Flight* flight simulator stopped. It's a realistic simulation that's also fun to play. Up to four players can compete in ten acrobatic jet maneuvers, including precision rolls, loops, ribbon cuts, and other trick moves. As with other simulations from MicroProse, great emphasis is placed on attention to detail and realistic controls. *Acro-Jet* is currently available in a Commodore 64 format.

Arch-Mage's Tale (Bard's Tale II)

Electronic Arts

Following on the heels of the very successful fantasy role-playing game, *The Bard's Tale*, Electronic Arts is releasing a sequel in Commodore 64 format that's even bigger. The new storyline includes seven different cities—rather than one as in *Bard's Tale I*—and there are a host of new magic spells, bad guys, and a new character class.

Battlefront

Strategic Studies Group/Electronic Arts

This entry is from the same development group that produced *Reach for the Stars*, *Europe Ablaze*, and other popular strategy games. *Battlefront* is a recreation of land battles from World War II, and includes four separate scenarios and a design kit. You take the role of a corps commander, issuing orders to divisional and regimental headquarters in the battles of Crete, Stalingrad, Saipan, and Bastogne. The game will be available for the Commodore 64 and Apple II-series computers.

Breakers

Brøderbund

A new science fiction text adventure, *Breakers* contains a 1500-word vocabulary that lets you communicate with the program in natural sentences. The adventure is set in a realtime environment; that is, time passes in the game even when you're idle. Characters move about, actions occur, and you've got to keep going just to keep from falling behind.

Chessmaster 2000

Software Country/

Electronic Arts

This is a very powerful chess competition program with both two-dimensional and three-dimensional playing boards and a very large library of opening moves. There are 12 different skill levels, plus a mode for learning how to play and a mode for re-playing classic games from the past. This program will be available for all major personal computer systems.

Cinemaware

Cinemaware/Mindscape

This new series of interactive graphic adventures for the Atari ST, Amiga, and Macintosh includes many of the conventions of motion pictures—pans, tilts, close-ups, reverse angles, and 3-D turns. It's intended as a new concept of computer software that combines constant action with the latest in personal computer graphics. An elaborate debut is planned for the fall. Initial titles in the series are *Defender of the Crown*, *The King of Chicago*, *Sinbad and the Throne of the Falcon*, and *S.D.I.*, ranging from the days of chivalry to the Strategic Defense Initiative.

America's
Bestselling
Naval Simulation!

Captain's Log... War Date 10.01.44



"Captain's Log, October 1, 1944. 0250 Hours. Fleet submarine USS Hammerhead proceeding Southwest at cruising speed. Our mission: Intercept enemy convoy off the coast of Borneo. Disperse and destroy."



"0300 Hours. Two hours until dawn. Radar picks up convoy, escorted by two destroyers. We believe that one of the enemy's valuable cargo ships is part of convoy formation."



"0400 Hours. Lookouts on the bridge. Target identification party reports one cargo ship, 4,000 tons, troopship of 10,250 tons, with two *Kaibokan*-type escorts. Moving into attack position."

Tandy 1000/IBM PC Jr. screens shown



"0500 Hours. Sound General Quarters! Battle stations manned. Preparing for torpedo run. Gauge Panel OK. Periscope OK. Charts and Attack Plot Board OK. All mechanical systems OK."



"0525 Hours. Torpedo rooms report full tubes forward and aft. Battery at full charge for silent running. We hope water temperature will provide thermal barrier to confuse enemy sonar."



"0600 Hours. We are at final attack position. Convoy moving at 10 knots. Target distance decreasing rapidly... Crash Dive! Escorts have spotted us and are turning to attack! Rig to run silent."



"0700 Hours. Depth charged for one hour. Some minor damage, but repair parties at work. Destroyer propeller noises receding. We'll come to periscope depth for our return punch."



"0715 Hours. Torpedo tubes 1, 2, 3 fired. Two destroyers hit and sinking. One of the enemy's last cargo ships coming into 'scope view — an ideal target position. On my mark... Fire Tube 4! Fire 5!"



"Superb" raves Scott May in *On Line*, "strategic intensity and heart-pounding action have rarely been merged this successfully." *Analog* calls it flatly "the best submarine simulation so far."

Compute comments "Silent Service's detail is astonishing." Join the more than 150,000 computer skippers who have volunteered for **Silent Service**, the naval action/tactics simulation — from MicroProse.

Silent Service is available for Commodore 64™/128™, Amiga™, Apple II family, Atari XL/XE, Atari ST, IBM PC/PC Jr. and Tandy 1000, at a suggested retail price of \$34.95 (Atari ST and Amiga, \$39.95).

Commodore, Amiga, Apple, Atari, IBM, and Tandy are registered trademarks of Commodore Electronics, Ltd., Commodore-Amiga Inc., Apple Computer, Inc., International Business Machines Corp., and Tandy Corp., respectively.

Available from your local retailer. If out-of-stock, contact MicroProse directly for further information on our full range of simulation software, and to place Mastercard/Visa orders.

MICRO PROSE
SIMULATION • SOFTWARE

128 Linnhart Drive • Hunt Valley, MD 21130 • (301) 667-1181

Conflict In Vietnam

MicroProse

The crucial battles of the Vietnam War are yours to study and replay in this strategy game. From the siege at Dien Bien Phu to the South Vietnamese defeat at Quang Tri, the battles pit North Vietnamese and Viet Cong guerilla tactics against French and, later, American conventional forces using advanced weaponry. There are five different scenarios in the program. Versions are available for Commodore 64, Apple II, IBM, and eight-bit Atari computers.



The Coveted Mirror

Polarware/Penguin

You are the main character in this graphics-and-text adventure, searching the kingdom of Starbury for the four missing shards of the magical Coveted Mirror that will free the land from the evil rule of King Voar. The game has a working vocabulary of more than a thousand words, and includes over 100 color-graphics screens. The parser, the part of the game that interprets your commands, lets you use full- and multiple-sentence instructions. Versions are available for all major computer systems.



Deceptor

Accolade

You're in charge of a robotic vehicle that can change from a ground-based rover to an airborne ship and eventually to a human shape. You'll need the changes to maneuver through six levels of mazes. *Deceptor*, for the Commodore 64, is a fast-action game that can be customized to your own level of responses. You can also practice different levels independently in order to help you reach the final confrontation.

Destroyer Escort

MicroProse

This new simulation for the Commodore 64, Apple II, and IBM computers is a historically accurate recreation of convoy escort duties in the North Atlantic during World War II. You're in command of either a fast, heavily armed destroyer or a more lightly equipped corvette vessel as you protect a convoy against German submarines and surface vessels. Accurate details for ship speeds, weapons, damage assessments, and tactics contribute to the game's realism.

Diablo

Classic Image

Diablo is an Atari ST game consisting of tracks, panels, and a ball in a maze. The program is an interesting combination of strategy and action, and is difficult to compare to other games. The sound and color graphics are excellent, and game play requires quick thinking, some dexterity, and planning.

Electric Dreams Series

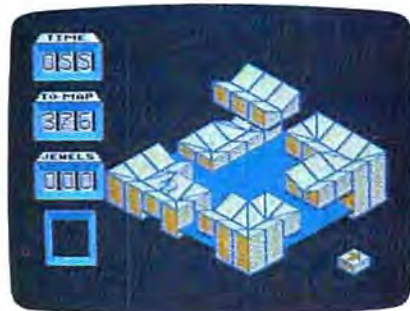
Activision

This is a brand new series of computer games, all of which have been top sellers in Great Britain. The first three programs in this series will be available for the Commodore 64 and Apple II-series:

The Rocky Horror Picture Show—The popular cult-classic movie has spawned a computer game, complete with the same characters from the movie. You play Brad or Janet, trying to unfreeze your partner by finding parts of a Medusa machine hidden somewhere by Dr. Frankfurter. You run into the same crew of zany characters from the movie as you go about your task.

Spindizzy—An action arcade-style game, *Spindizzy* is set on a distant planet. Your objective is to map out an unknown world, which you do by successfully navigating 386 different screens. The program features a special 3-D look and feel. You build your map with each completed screen.

Zoids—This is a takeoff of the popular Tomy characters you may have seen in toy stores and on television. On the planet Zoids, you control a blue zoidzilla. But, your zoidzilla has been taken apart and scattered around the planet. Now, you need to piece together your zoid to battle the ultimate zoid while fighting against a variety of lesser zoids. This, too, is an action adventure game.



With each screen you conquer, you're mapping an unknown world in the 3D science-fiction arcade game, *Spindizzy*, from Activision for Commodore and Apple computers.




Fairlight

Mindscape

This 3-D graphics adventure game for the Commodore 64 takes place in the mythical land of Fairlight. Once beautiful and radiant, the land is now blighted. And it's up to you to restore the magic.

WE TOP APPLE AND COMMODORE BEAUTIFULLY



Thomson offers a whole new world of graphics capabilities for your Commodore or Apple IIC or IIE computers. And Thomson offers you more than the competition.

Thomson monitors offer these advantages:

- Compatible with IBM,® Apple,® Commodore,® Atari™ and others
- The choice of monochrome or color monitors with TV-grade to high resolution text and graphics
- Monochrome text-editing mode for color monitors
- Alternate use as cable or VCR monitor
- Broad range of the features you need at the prices you want

Because of its versatility and compatibility, you can still use your Thomson monitor if you switch computers; you'll never outgrow the capabilities of a Thomson monitor.

Who is Thomson? Thomson is a six billion dollar multi-national company. Unlike our competition, we design and manufacture our own monitors; so the quality you get is constant and superb.

Your Apple or Commodore computer is a great body. Choose a Thomson monitor, and give it a beautiful face.

For the name of the Thomson dealer nearest you, call 1-800-325-0464. In California call 1-213-568-1002. (Monday-Friday, 9 a.m. to 5:00 p.m. PST)

THOMSON 
A SIGHT FOR SORE EYES.™

© 1986 Thomson Consumer Products Corporation 5731 W. Slouson Avenue, Suite 111, Culver City, CA 90230

Thomson is a trademark of Thomson S.A. Apple is a registered trademark of Apple Computer, Inc. Commodore is a registered trademark of Commodore Electronics Limited. Atari is a trademark of Atari, Inc. IBM is a registered trademark of International Business Machines Corp.

Gettysburg: The Turning Point

Strategic Simulations Inc.

SSI's Civil War strategy game, *Battle of Antietam*, was an immediate success earlier this year. *Gettysburg: The Turning Point*, from the same development group, promises to have even more depth of play. As with *Antietam*, the new game has three levels—Basic, Intermediate, and Advanced—and includes such factors as geography, war munitions, morale of the soldiers, and other realistic factors. Battle settings and maps are also historically accurate. The game is available for the Apple II-series, Commodore 64, eight-bit Atari, and IBM PC computers.

Gunship

MicroProse

This long-awaited helicopter simulation was delayed last year in order to make it as accurate and realistic as possible. Available first for the Commodore 64, an Apple version will be released late this fall, with IBM, Atari ST, and Amiga versions in early 1987. You're in command of an AH-64A Apache, the U.S. Army's most advanced attack helicopter. Advanced weaponry includes laser missiles, automatic cannon, rocket pods, zoom television gunsights, laser rangefinders, plus defensive detectors, jammers, and decoys. This promises to be one of the most rigorously detailed simulations yet from MicroProse.



This is the cockpit view in the realistic attack-helicopter simulation, Gunship, from MicroProse, for the Commodore 64. Other versions will follow.

Hacker II: The Doomsday Papers

Activision

The popularity of the original *Hacker* computer game from Activision made the idea of a sequel too good to pass up. This new game is more complex and challenging than the first, but the emphasis is still on having fun as you try to break the security of a major computer system and then save the U.S. from destruction. You get a few more preliminary instructions than with the original, and more depth of play as well. Versions are available for all major personal computers.

Leader Board

Access

This is a realistic golf simulation game for the Atari ST that features multiple 18-hole golf courses, 3-D animation, trees, sandtraps, and three levels of play. There's also computerized scoring and handicapping. The player makes decisions concerning club selection, distance, and other variables.

Marauder, Street Surfer, and S.W.A.T.

Mastertronic

These three games are the latest in a list of well over a dozen fast-action, budget entertainment programs from Mastertronic for the Commodore 64 and Atari eight-bit computers. Most all of these game programs are approximately \$10. Atari ST and IBM versions of many of the titles are also planned this fall.

Marble Madness

Electronic Arts

This is a captivating Amiga program that takes full advantage of the machine's graphics and sound. The screen images are arcade-quality, and include excellent 3-D graphics. Game play is identical to the arcade version of this popular game as well. One player can race his marble through the mazes, or two players can compete head-to-head. There are six different play-field raceways. There's even a stereo music soundtrack.

Moonmist

Infocom/Activision

This is an introductory-level all-text adventure that puts you, an amateur sleuth, in the gothic Tre-syllian Castle located in Cornwall, England. Is there really a ghost that walks the castle? And what is the treasure that all of the eccentric inhabitants of the castle seem to be searching for? *Moonmist* has four different variations, all on the same disk. Each variation has its own puzzles, treasures, hiding places, and solution to the mystery. There are versions for all major personal computer systems.

Become A "Plinker"...

And Fall In *LOVE* With Your Modem



Meeting new friends is what People/Link is all about; whether it's via live PartyLine chatting or in one of the popular special interest clubs. There are clubs for computer buffs, hobbyists, dating, sports, religion, lifestyles, and more. And, of course, they all have complete upload and download support. Our **private** mail system even allows "power" users to send binary or ASCII files of up to 192K.

You may call now to sign-up or to receive more information:

VIA MODEM
(800) 826-8855
(312) 822-9712

VIA VOICE LINE
(800) 524-0100
(312) 870-5200

(ILLINOIS RESIDENTS)



	REGISTRATION FEE	HOURLY NON-PRIME TIME RATES*		
		300 baud	1200 baud	2400 baud
People/Link	\$10.00	\$ 4.25	\$ 4.95	\$ 7.95
Genie	\$18.00	\$ 5.00	\$ 5.00	\$15.00
Compuserve	\$39.95	\$ 6.25	\$12.75	\$19.25
The Source	\$49.95	\$ 8.40	\$10.80	\$12.00
Delphi	\$49.95	\$ 7.20	\$ 7.20	\$ 7.20

Rates in effect June 19, 1986. Rates subject to change.
 *Non-prime rates in effect 6pm - 7am local time & all day Sat - Sun

Send Me FREE Information Packet

Name _____

Address _____

City _____

State _____ Zip _____

MAIL TO: American PEOPLE/LINK
 Arlington Ridge Office Center
 3215 N. Frontage Road - Suite 1505
 Arlington Heights, Illinois 60004

USE YOUR VISA, MASTERCARD
 OR AMERICAN EXPRESS CARD



Genie is a trademark of General Electric Company. CompuServe is a trademark of CompuServe Incorporated, a subsidiary of H&R Block Company. The Source is a trademark of Source Telecomputing Corporation, a subsidiary of the Reader's Digest Association. Delphi is a trademark of General Videotex Corporation.



Your tee-shot is headed down the middle of the fairway in the Atari ST version of Accolade's Mean 18 golf game.

Mean 18

Accolade

Mean 18 is a one-to-four-player golf simulation game for the Atari ST and IBM PC computers, complete with sand traps, water hazards, trees, and a total of 72 different holes. Full-color scrolling graphics make the game visually engaging as you play on one of three famous courses. There's also a Course Architect that lets you build or modify your own golf courses.

The Movie Monster Game

Epyx

Become Godzilla or one of your favorite movie monsters and lay waste to a city, defeating the army, navy, and air force at the same time. As you tromp around various urban landscapes, you have all of the typical monster attributes—toxic breath, loud screams, and, of course, big feet. *The Movie Monster Game* features colorful graphics and plenty of action. The game will be available first in Commodore 64, Apple II, and IBM computer versions.

Murder Party

Electronic Arts

This game lets you host your own murder parties, with up to seven people. The computer generates all the materials you need, such as invitations, roleplaying instructions, and clues. The culprits and the clues are variable from game to game. There will be Commodore 64 and Apple II versions of the game this fall.

Ogre

Origin Systems/Electronic Arts

Origin Systems has introduced an Apple II version of the popular strategy board game, *Ogre*. As in the original, a solo-fighting Cybertank battles a conventional force of infantry, armored units, and command posts. One player can take either side against the computer, or two players can challenge each other. There are ten different playing fields to choose from, and the game features full-color graphics on the Apple II.

Pure-Stat Baseball

subLogic

This baseball simulation contains extensive statistical features, and should appeal to baseball fans who like their simulations as realistic as possible. One or two players can take part, managing any team from the 1985 pro season and eight classic teams from the past. Included is a feature that lets you create your own players or draft them. Three stadiums are included on the disk, and there's an optional stadium disk that contains all the major league stadiums in the U.S. You have control over just about every variable, and the program maintains a complete statistical record of every team and every player. These stats can be printed out as well as viewed onscreen. Available first for the Commodore 64; other versions will follow.

Scavenger Hunt

Electronic Arts

Ozark Softscape, the developers who created the successful games of *MULE*, *Seven Cities of Gold*, and *Heart of Africa*, are now offering a program that's half computer game and half board game. *Scavenger Hunt* is for up to four players, who use animated robots to seek out bizarre items in the quest to win. Commodore 64 and Apple II versions are available.

The Scoop

Telarium/Spinnaker

Spinnaker has expanded its Telarium line of graphics-and-text adventures with *The Scoop*, based on an Agatha Christie story. In this new software adaptation, you take the role of a London reporter trying to solve a mysterious series of murders for his paper, *The Daily Courier*. You must find clues, talk to witnesses, eavesdrop on other people's conversations, and get the scoop on the murders. *The Scoop* is available for Apple II-series (128K) and Commodore 128 computers.

THE Premier Word Processing Package

— CREATIVE COMPUTING

NEW!
• PAPERCLIP II
for COMMODORE 128
• PAPERCLIP for APPLE II/E/C
• SPELLPACK for ATARI 130XE
Coming Soon
PAPERCLIP ELITE

"PaperClip is easy to use, yet offers the advanced features of programs designed for the IBM PC. These include: block move, copy, delete, macros, automatic page numbering, headers, footers, underlining, boldface, super and subscripts, variable character pitch, and custom character sets. The editing screen can be set up to 130 columns wide, & text can be scrolled in any direction. A preview mode displays formatted text exactly as it will appear on the printed page. You may further define your own formatting parameters, including margins, line lengths, page length and spacing. PaperClip contains over 30 printer files for all the current major models. The documentation is excellent and the disk itself unprotected, though keyed through a joystick port. This means you can make as many back-up copies as you like, but can use the program only when the key is inserted." CREATIVE COMPUTING

"PaperClip is one of the easiest of the professional word processors to use, with a sensible manual and plenty of aids for the accident-prone." COMPUTING

"a 'must have' in an ideal software library" ELECTRONIC LEARNING

"PaperClip is the Cadillac of word processors" OMN

"an excellent full-featured word processor" THE BOOK OF CO

"So clearly superior, ...State-of-the-art word processing" ANTIC "...most

"the ultimate word processor..." ANALOG

"...best professional word processor available" RUN

"exceptional word processing" INPUT "hard to beat" AIT

"You'll find yourself growing spoiled."—FAMILY COMPUTING

A superb word processor, ...the most sophisticated to date!

"...does exactly what it was intended to do...and more"...

"...most powerful of packages" COMMODORE MAGAZINE

"...facts attest to its excellence!" FAMILY COMPUTING

"You will not find a word processing package superior to this one!" CREATIVE COMPUTING

NEW!
130 XE VERSION WITH
SPELLPACK!
INCLUDING A 36,000 WORD
DICTIONARY WITH
SPECIAL ON SCREEN
"WORD SEARCH!"

PaperClip

"The #1 Best Selling Word Processing Package"*

—BILLBOARD'S COMPUTER SOFTWARE CHARTS!

Available for Commodore 64, Pet, all Atari home computers, and new enhanced 128K versions for Apple II/e/c, Atari 130XE and Commodore 128. **COMING SOON:** Paperclip Elite for IBM MS DOS, Amiga and Atari ST.

BATTERIES



INCLUDED

"The Energized Software Company!"

WRITE TO US FOR FULL COLOR CATALOG of our products for Commodore, Atari, Macintosh, Apple and IBM systems.

30 Mural Street
Richmond Hill, Ontario
L4B 1B5 Canada
(416) 881-9941
Telex: 06-986-266

17875 Sky Park North,
Suite P, Irvine, California
USA 92714
(416) 881-9816
Telex: 509-139

FOR TECHNICAL SUPPORT OR PRODUCT INFORMATION PLEASE PHONE (416) 881-9816. © 1986 BATTERIES INCLUDED. MACINTOSH APPLE, ATARI, COMMODORE AND IBM ARE REGISTERED TRADEMARKS RESPECTIVELY OF APPLE COMPUTERS INC., ATARI INC., COMMODORE BUSINESS MACHINES INC. AND IBM BUSINESS MACHINES INC. *AS COMPILED FROM NATIONAL RETAIL STORE SALES REPORTS FOR WEEK ENDING JANUARY 5, 1985. IF YOU WOULD LIKE TO UPGRADE TO THE NEW SPELLPACK VERSION SEND US YOUR ORIGINAL DISK PLUS \$15.00. IF YOU CAN'T FIND PAPERCLIP AT YOUR FAVOURITE SOFTWARE OUTLET YOU CAN ORDER DIRECT FROM US AT THE FULL SUGGESTED LIST PRICE (PLUS \$5.00 FOR POSTAGE AND SHIPPING) BY CALLING 1-800-387-5707. ATARI & APPLE PAPERCLIP \$59.95. PAPERCLIP II FOR THE C128 \$79.95. ALL PRICES SHOWN ARE IN U.S. DOLLARS.

Shanghai

Activision

This is a new computer puzzle game based on the ancient oriental game of Mah-jongg. The initially released version is for the Macintosh, with MS-DOS and Apple II versions planned for release by the time you read this. There are 144 tiles in the game, consisting of seven visually different suits stacked in a five-level dragon-shaped pyramid. You must remove them in pairs, and each game is different. This is a classic game of strategy, memory, and luck. There are solitaire, multi-layer tournament, and head-to-head clock matches contained in the program.

Spitfire 40

Avalon Hill

This entertainment package is both a flight simulator and a World War II airwar combat program, planned initially for the Commodore 64. Other versions are to follow. You're at the controls of the Mark I Supermarine Spitfire, watching the dials, gauges, and compass, and trying to keep the fuel pump operating as you go into a dive. You can save your flight log to disk, recording kills and missions flown. Versions are available for Commodore 64, Apple II, Atari, and IBM computers.

Spy Vs. Spy III: Arctic Antics

First Star

The two previous adventures in this series, *Spy Vs. Spy* and *Spy Vs. Spy II: The Island Caper*, brought players a successful combination of excellent color graphics and ingenious game play. The nonstop battle between *MAD Magazine's* ingenious spies continues with this sequel set in the frozen northland. Versions are available for the Commodore 64, Apple II-series, and Atari eight-bit computers.

Starglider

Firebird

This Atari ST space-combat action game promises to take full advantage of the ST's speed and color graphics. Using animated 3-D vector graphics, you have a first-person perspective while piloting your attack vehicle against an alien armada. The game features air-to-air and air-to-ground combat simulations. *Starglider* also uses digitized sound and requires you to develop your piloting skills to succeed. Commodore 64 and Apple II versions will soon be available as well.



Colorful 3D vector graphics are a part of Firebird's new *Starglider* space action game for the Atari ST.

subLogic Scenery Disks

subLogic

Two new flight simulator scenery disks, for use with *Microsoft Flight Simulator*, *Flight Simulator II*, and *Jet*, have been added to the list by subLogic. These new programs include a San Francisco/Bay Area route that offers views of prominent buildings on Fisherman's Wharf, Alcatraz Island, and the Golden Gate Bridge, among other sights; and a Japan route that details the area from Tokyo to Osaka, with a rendition of downtown Tokyo, Mt. Fuji, and many other sights. The disks are available in Commodore 64, Atari eight-bit, and IBM PC formats.



Tass Times In Tonetown

Activision

This illustrated text adventure is a bizarre trip through an alternate reality. You can't get into Tonetown unless you're *tass* (an up-to-the-minute variation of *cool*). You're in search of Gramps, and you end up in a dream world aided by a dog reporter, and...need we say more? This promises to be one of the more offbeat entries from a company that has produced a variety of other innovative programs, such as the very popular *Little Computer People*. *Tass Times In Tonetown* will be available for all major personal computer systems.

10th Frame

Access

This is a Commodore 64 bowling simulation game from the same company that developed the popular *Leader Board* golf simulation for the Commodore. As in *Leader Board*, *10th Frame* features full-color graphics and attention to the details of game play.

Thomas M. Disch's Amnesia

Electronic Arts

This is the first all-text adventure game from Electronic Arts, and they've used the expertise of award-winning science fiction author Thomas M. Disch to make it a good one. The plot reads like your worst nightmare: A strange woman wants to marry you, someone wants to kill you, the state of Texas wants you for murder, and you don't know who you are. The game covers more than 4000 locations in Manhattan, including the entire subway system. The game is available in Commodore 64, Apple II, and IBM versions.

Time Bandit

Michtron

This is one of several new Atari ST entertainment programs from Michtron, and it's an excellent action game with great depth of play. There are 16 different arcade levels within 16 lands you'll explore—more than 3,000 screens in all. Three adventure games are a part of the arcade levels, also. The detailed color graphics smoothly scroll in all directions, and a special two-player twin-screen mode gives *Time Bandit* even more playability.

The Toy Shop

Brøderbund

Build your own mechanical toys, customizing them in a variety of different ways, with this innovative new package from Brøderbund. There are 20 different toys that you put together. They're fully operational, and all of the material you need to build them comes with the kit. *The Toy Shop* is available for the Commodore 64 and Apple II computers.

Trinity

Infocom/Activision

Magic and hard science coexist in the alternate universe of *Trinity*. The game plunges you into the middle of an exploration across time and space as you try to reshape history. The climax of the game, if you make it that far, occurs at the dawn of the atomic age just as the first atomic blast is to occur in the New Mexico desert—project Trinity. This is a new all-text adventure from the highly respected Infocom group, and is aimed at a standard level of play. Versions are available for all major personal computer systems.

Uninvited

Mindscape

In the midst of a gothic mansion, with demons and gremlins stalking your every move, you try to overcome the black magic that has overtaken the place in this graphics-and-text adventure for the Macintosh. The game features sophisticated animation and digitized sound, as well as a complex plot.

World Games

Epyx

The popularity of Epyx's *Summer Games*, *Summer Games II*, and *Winter Games*, has led to the release of *World Games*, which features eight new athletic events set in different countries around the world. As with the earlier games in this series, the color graphics are excellent and the game play is varied and action-oriented. This will be available for all major personal computer systems.



Cliff-diving is one of eight athletic contests in Epyx' new *World Games*, available for most personal computers.

Access Software
2561 S. 1560 W.
Woods Cross, UT 84087

Accolade
20833 Stevens Creek Blvd.
Cupertino, CA 95014

Activision
2350 Bayshore Frontage Rd.
Mountain View, CA 94043

Avalon Hill Game Company
Microcomputer Games Division
4517 Harford Rd.
Baltimore, MD 21214

Brøderbund Software
17 Paul Dr.
San Rafael, CA 94903

Classic Image
510 Rhode Island Ave.
Cherry Hill, NJ 08002

Electronic Arts
1820 Gateway Dr.
San Mateo, CA 94404

Epyx
1043 Kiel Ct.
Sunnyvale, CA 94089

Firebird Licensees
P.O. Box 49
Ramsey, NJ 07446

First Star Software
18 East 41st St.
New York, NY 10017

Infocom
125 CambridgePark Dr.
Cambridge, MA 02140

Mastertronic International
7311B Grove Rd.
Frederick, MD 21701

Michtron
576 South Telegraph
Pontiac, MI 48053

MicroProse Software
120 Lakefront Dr.
Hunt Valley, MD 21030

Mindscape
3444 Dundee Rd.
Northbrook, IL 60062

Polarware/Penguin Software
2600 Keslinger Rd.
P.O. Box 311
Geneva, IL 60134

Strategic Simulations (SSI)
1046 N. Rengstorff Ave.
Mountain View, CA 94043

SubLogic
713 Edgebrook Dr.
Champaign, IL 61820

Telarium
Spinnaker Software
One Kendall Square
Cambridge, MA 02139

COMPUTER MAIL ORDER

THE CMO ADVANTAGE

TO ORDER
CALL TOLL FREE
1-800-233-8950
 DEPARTMENT A210
 TELEX 5106017898

OR MAIL YOUR ORDER TO:
COMPUTER MAIL ORDER
 Department A210
 477 E. Third Street
 Williamsport, PA 17701



POLICY

Add 3% (Minimum \$7.00) shipping and handling. Larger shipments may require additional charges. Personal and company checks require 3 weeks to clear. For faster delivery use your credit card or send cashier's check or bank money order. Pennsylvania residents add 6% sales tax. All prices are subject to change and all items are subject to availability. Defective software will be replaced with the same item only. Hardware will be repaired or replaced at our discretion within the terms and limits of the manufacturer's warranty. We cannot guarantee compatibility. All sales are final and returned shipments are subject to a restocking fee.

EDUCATIONAL INSTITUTIONS
CALL TOLL FREE
1-800-221-4283

CANADIAN ORDERS

1-800-268-3974
 Ontario/Quebec

1-416-828-0866
 In Toronto

1-800-268-4559
 Other Provinces

TELEX: 06-218960

2505 Dunwin Drive,
 Mississauga, Ontario
 Canada L5L 1T1

All prices shown are for U.S.A. orders. Call the Canadian Office for Canadian prices.

THE CMO ADVANTAGE

- Next day shipping on all in-stock items.
- Orders from outside Pennsylvania save state sales tax.
- There is no limit and no deposit on C.O.D. orders.
- There is no extra charge for using your Visa or MasterCard and your card is not charged until we ship.
- No waiting period for cashier's checks.
- We accept purchase orders from qualified corporations. Subject to approval.
- Educational discounts available to qualified institutions. (See the toll free educational phone number above.)
- FREE CATALOG MEMBERSHIP

HOME COMPUTERS

ATARI

65XE (84K).....\$89.99
 130XE (128K).....\$129.00
 520ST (512K).....\$369.00

520ST Monochrome System

- 520ST with modulator
- disk drive
- mouse
- logo
- Basic
- Neochrome Sampler
- monochrome monitor

LOW, LOW
 SYSTEM PRICE
\$54900

520ST Color System

- 520ST with modulator
- disk drive
- mouse
- logo
- Basic
- Neochrome Sampler
- color monitor

LOW, LOW
 SYSTEM PRICE
\$74900

Atari 1040 SystemCALL
 800XL 64K\$69.99
 1010 Recorder\$49.99
 1050 Disk Drive\$129.00
 1020 Printer\$29.99
 1027 Letter Quality Printer\$99.99
 M301 Direct Connect Modem\$39.99

APPLE

APPLE IIeCALL
 APPLE IIcCALL
 IIc LCD Display\$249.00

COMMODORE

Amiga Package

- 512K
- 2 - 3 1/2" DS Disk Drives
- Amiga RGB Monitor. **\$1599.00**

C64 Package

- C64
- C1541
- Taxan 22C. **\$499.00**

C128 Package

- C128
- C1571
- NAP8562 Monitor. **\$779.00**

GEOS\$49.99

64C Computer\$199.00

128C Computer\$269.00

C1571 (Disk Drive for C128)\$249.00

C1902 (RGB 13" Monitor for C128)CALL

C1670 (Modem for C128) \$149.00

C1530 Datassette\$39.99

C1660 Auto Modem\$59.99

Xetec SuperGraphix 8K\$69.99

800 Super MD 128/64 Interface\$54.99

C128 Universal Monitor Cable\$9.99

C128 512K Exp.\$229.00

PORTABLE COMPUTERS

NEC

PC-8201 16K Computer\$339.00
 PC-8231 Disk Drive\$599.00
 PC-8221A Thermal Printers\$149.00
 PC-8281A Data Recorder\$99.99

SPECIAL

- NEC 8201 Computer
- 8K Ram Cartridge
- 300 Baud Modem. **\$37900**

SHARP

PC-1350\$149.00
 PC-1261\$149.00
 PC-1500A\$169.00
 PC-1250A\$89.99
 CE-125 Printer/Cassette\$129.00
 CE-150 Color Printer Cassette\$149.00
 CE-161 16K RAM\$129.00
 PC-7000 PC CompatibleCALL



41CV\$139.00
 41CX\$199.00
 HP 11C\$49.99
 HP 12C\$75.99
 HP 15C\$75.99
 HP 16C\$89.99
 HPIL Module\$98.99
 HPIL Cassette or Printer\$359.99
 Card Reader\$143.99
 Extended Function Module\$63.99
 Time Module\$63.99

We stock the full line of
 HP calculator products

ACCESSORIES

AMARAY

80 Column Printer Stand\$14.99

CURTIS

Side Mount SS-1\$19.99
 Side Mount AT SS-2\$34.99
 Universal Stand SS-3\$19.99
 Diamond SP-1\$29.99
 Emerald SP-2\$39.99
 Sapphire SP-1\$49.99
 Ruby SPF-2\$59.99
 Universal Printer Stand\$14.99
 Static Mat\$29.99

DATA SHIELD

300 Watt Backup\$379.00
 500 Watt Backup\$589.00
 Turbo 350 Watt Backup\$449.00
 P125 Power Director\$99.99
 P150 Power Director w/Modem\$119.00
 S85 Surge Protector\$69.99
 S100 Surge Protector\$79.99

KENSINGTON

Master Piece\$99.99
 Master Piece +\$119.00

KEYTRONICS

KB5150/KB5151/KB5151JrCALL
 KB5152B/KB5153/KB5149JrCALL

MEMORY CHIPS

4184 RAM Chips(ea.) \$1.99
 128 RAM Chips(ea.) \$4.99
 256 RAM Chips(ea.) \$3.99

Polaroid

Palette\$1399.00
 Power Processor\$229.00
 Illuminated Slide Mounter\$39.99
 Polacolor 2 Pack Ilm.\$18.99

DISKETTES

GENERIC

5 1/4" DS/DD\$10.99

IBM

5 1/4" DS/DD floppy disks

(Box of 10)\$25.99

maxell

3 1/2" SS/DD (10)\$18.99

3 1/2" DS/DD (10)\$29.99

5 1/4" MD-1 SS/SD (10)\$11.99

5 1/4" MD-2 DS/DD (10)\$16.99

5 1/4" MD-2-HD for AT (10)\$29.99

SONY

MD1-5 1/4" SS/SD (10)\$9.99

MD2-5 1/4" DS/DD (10)\$13.99

MD2HD-5 1/4" High Density (10)\$28.99

MFD1-3 1/2" SS/DD (10)\$18.99

MFD2-3 1/2" DS/DD (10)\$29.99

Verbatim.

5 1/4" SS/DD\$12.99

5 1/4" DS/DD\$24.99

Disk Analyzer\$24.99

DISK HOLDERS

AMARAY

50 Disk Tub 5 1/4"\$9.99

30 Disk Tub 3 1/2"\$9.99

100 Disk Tub 5 1/4" w/lock\$19.99

INNOVATIVE CONCEPTS

Flip'n File 10\$2.49

Flip'n File 50\$11.99

Flip'n File Data Case\$9.99

MODEMS

ANCHOR

Volkmodem\$59.99
 Volkmodem 300/1200\$139.00
 Signalman Express\$209.00
 Lightning 2400 Baud\$329.00
 Lightning Half Carc (PC)\$349.00
 Expressi (PC Halfcard)\$149.00
 6480 (64/128) 300/1200 Baud\$119.00
 520 1200 BPS (Atari ST)\$139.00
 Omega 80 (Amiga)\$139.00

AST

Reach 1200 Baud Half Card\$399.00

DIGITAL DEVICES

AT300 - 300 Baud (Atari)\$99.99

EVEREX

1200 Baud Internal (IBM/PC)\$149.00

Hayes

Smartmodem 300\$139.00
 Smartmodem 1200\$389.00
 Smartmodem 1200B\$359.00
 Smartmodem 2400\$589.00
 Micromodem IIe\$149.00
 Smart Com II\$89.99
 Chronograph\$199.00
 Transel 1000\$309.00

Novation

Smart Cat Plus\$299.00
 J-Cat\$99.99
 Novation 2400\$499.00

PRACTICAL PERIPHERALS

1200 Internal\$139.00
 1200 External\$169.00
 1200 Multifunction Modem\$269.00

QUADRAM

Quadmodem II
 300/1200\$299.00

SUPRA

MPP-1064 ADJAA (C-64)\$69.99
 1200 AT (Atari 8 Bit)\$149.00
 1200 ST (520 300/1200 Baud)\$149.00

DRIVES

OMEGA

A210H 10 + 10\$1895.00
 A220H 20 + 20\$2499.00
 Save on 10 & 20 CarcsCALL

TALLGRASS

25, 35, 50, 80 meg (PC) from \$1299.00

IRWIN

T110 Tape Back-up\$449.00

EVEREX

60 Meg Internal Backup System\$799.00

20 Meg Streamer\$699.00

MOUNTAIN

Hard DrivesCALL

Hard Card 20 MB\$699.00

Hard Card 30 MB\$999.00

Tape Back-UpCALL

PRIAM

40, 60 MB Inner SpaceCALL

Shared DataCALL

Shared SpaceCALL

RACORE

1500 Expansion Chassis\$379.00

1500 Chassis w/DMA\$429.00

2101 256K Memory\$179.00

2103 512K Memory\$199.00

CMS

10 Meg with controller\$369.00

20 Meg with controller\$469.00

Rambo-AT\$229.00

ALLIED TECHNOLOGY

Apple II/II+ IIe 1/2 height\$109.00

INDUS

Atari GT\$189.00

C-64 /128 GT\$189.00

MSD

SD1 C-64 Single\$219.00

SD2 C-64 Dual\$469.00

TANDON

320K 5 1/4" (PC)\$99.00

TEAC

320K 5 1/4"\$99.00

DEPT. A210

CALL TOLL-FREE

SOFTWARE FOR IBM

PRINTERS

MULTIFUNCTION CARDS

IBM

ANSA SOFTWARE

Paradox\$499.00

ASHTON-TATE

Framework IICALL
dBase III PlusCALL

BATTERIES INCLUDED

Isgur Portfolio\$159.00

BORLAND

Lightening\$59.99
Sidekick (unprotected)\$57.99
Reflex\$59.99
Travelling Sidekick\$44.99
Turbo Prolog\$64.99

CENTRAL POINT

Copy II PC-Backup\$29.99
PC Option Board\$84.99

DECISION RESOURCES

Chartmaster\$229.00
Signmaster\$159.00
Diagram Master\$209.00
Map Master\$259.00

FIFTH GENERATION

Fast Back\$89.99

FUNK SOFTWARE

Sideways\$44.99

HARVARD SOFTWARE INC.

Total Project Manager\$269.00
Presentation Graphics\$239.00

IMI

PC Mouse/Dr. Halo\$119.00

LIFETREE

Volkswriter III\$149.00

LIVING VIDEOTEXT

Think Tank\$109.00
Ready\$64.99

LOTUS

SymphonyCALL
1-2-3 Version 2CALL

MECA SOFTWARE

Managing Your Money 2.0\$99.99
Manage Your Market\$89.99

MICROPRO

WordStar 2000\$239.00
WordStar 2000 +\$289.00
WordStar Pro. w/GL Demo\$189.00

MICRORIM SOFTWARE

R-Base 5000\$359.00
Clout 2.0\$129.00
R-Base System V\$469.00

MICROSOFT

Flight Simulator\$34.99
MultiPlan\$129.00
Word 3.0\$279.00
Mouse\$139.00

MICROSTUF

Crosstalk XVI\$99.99
Crosstalk Mark IV\$149.00
Remote\$89.99

MULTIMATE

Multi Mate Word ProcCALL
Advantage\$269.00

NOUNEMON

Inuit\$69.99

NORTON

Norton Utilities 3.1\$57.99

ONE STEP

Golf's Best Pinehurst\$34.99

PFS: IBM

Proof\$59.99
File/Graph(ea.) \$84.99
Report\$74.99
Write/Proof Combo\$84.99

THE SOFTWARE GROUP

Enable\$349.00

SATELLITE SYSTEMS

Word Perfect 4.1\$219.00

SORCIMIUS

Accounting\$319.00
APIAR/GL/INV/OE(ea.) \$319.00
SuperCalc III\$219.00
EasyWriter II System\$239.00
Super Project\$219.00
SuperCalc 4\$329.00

SUBLOGIC

Jet\$37.99

Canon

A40, A50, A55from \$239.00
LBP-8A1 Laser\$1999.00

CITIZEN

MSP-10 (80 col.)\$279.00
MSP-15 (132 col.)\$419.00
MSP-20 (80 col.)\$349.00
MSP-25 (132 col.)\$499.00
MSP-35 (LQ)\$449.00

CITOH

Prowriter 1550P\$299.00
Starwriter 10-30\$299.00
24 LO\$829.00

Corona

Lazer LP-300\$2199.00

DIABLO

D25 Daisywheel\$549.00
635 Daisywheel\$1099.00
D80IF DaisywheelCALL

daisywriter

2000\$699.00

EPSON

Homewriter 10, LX-80CALL
FX-85, FX-286, RX-100CALL
DX-10, DX-20, DX-35CALL
SO-2000, Hi-80, HS-80, AP-80CALL
LO-800, LO-1000, EX800CALL

JUKI

6000 Letter QualityCALL
6100 Letter QualityCALL
6200 Letter QualityCALL
6300 Letter QualityCALL
6500 Letter QualityCALL
5510 Dot Matrix ColorCALL

LEGEND

880 Dot Matrix 100 cps\$179.00
1080 Dot Matrix 100 cps\$259.00
1380 Dot Matrix 130 cps\$289.00
1385 Dot Matrix 165 cps\$339.00

NEC

3000 Series\$779.00
8000 Series\$1099.00
ELF 360\$399.00
P560, P660, P760CALL

OKIDATA

182, 183, 192, 193, 2410, 84CALL
Okimate 10 (Specify C64/Atari)\$189.00
Okimate 20(IBM), 282, 283CALL
Okidata 93\$289.00

Panasonic

KX1080\$199.00
KX1091\$229.00
KX1092\$359.00
KX1592\$469.00
KX1595\$659.00

QUADRAM

Quadjet\$199.00
Quad Laser LS-1000CALL

SILVER-REED

550 Letter Quality\$299.00
800 Letter Quality\$699.00

star

SG-10C (C64 Interface)CALL
SB/SD/NX/NL/SR SeriesCALL
Powertype Letter QualityCALL

Texas Instruments

TI850\$529.00
TI855\$639.00
TI865\$799.00

TOSHIBA

P321 (80 column)\$489.00
P341 (132 column)\$749.00
P351 (132 column)\$1049.00

AST

RamVantage\$349.00
Rampage-PC\$299.00
Six Pack Premium\$219.00
Six Pack Plus\$169.00
I/O Plus II\$139.00
Advantage-AT\$369.00
Preview Mono\$299.00
PC Net Cards\$379.00
525/111 On-line\$669.00
525/112 Remote\$579.00
525/111 Plus\$719.00

dca

IRMA 3270\$839.00
IRMA Print\$999.00
IRMA Smart Alec\$779.00

EVEREX

Edge Card\$259.00
Graphics Edge\$219.00
Magic Card II\$159.00
Magic Card I\$99.99
EGA Video\$299.00

HERCULES

Graphics Card\$199.00
Color Card\$159.00
Graphics Card +\$219.00

IWA Associates

IDEA 5251\$549.00
IDEA 5251 Share\$949.00

INTEL

PCNC8087 5MHzCALL
PCNC8087-2 8 MHzCALL
PCNC80287 6 MHz ATCALL
PCNC80287B 8 MHz ATFOR
1010 PC-Above BoardYOUR
1110 PS-Above BoardPC
2010 AT-Above BoardPC
2110 AT-Above Board-PSPC

MYLEX

The Chairman\$399.00

PARADISE

Color/Mono Card\$149.00
Multi Display Card\$179.00
High Res Graphics\$169.00
Autoswitch EGA\$379.00
Modular Graphics Card\$269.00

PERSYST

Bob Board\$359.00

QUADRAM

Quadport-AT\$119.00
Liberty-AT (128K)\$349.00
The Gold Quadboard\$449.00
The Silver Quadboard\$239.00
Expanded Quadboard\$159.00
Liberty\$309.00
QuadPrint\$499.00
QuadLink\$399.00
QuadColor\$199.00
Quadboard-AT\$399.00
8600 E.G.A. card\$389.00

STB

EGA Plus\$329.00

TECMAR

Captain 64\$199.00
Graphics Master\$469.00

VIDEO-7

EGA\$339.00

INTERFACES

AST

Multi I/O (Apple II)\$139.00

DIGITAL DEVICES

Ape Face (Atari)\$39.99
U-Print A (Atari)\$49.99
U-A16/Buffer (Atari)\$69.99
U-Call Interface (Atari)\$39.99
U-Print C (C64)\$44.99
P-16 Print Buffer\$69.99
U-Print 16 Apple IIc\$79.99

MICRO R & D

Apple IIc Parallel\$49.99
Kaypro 2000 Parallel\$49.99
C64/128\$54.99

Orange Mikro

Grappler CD (C64)\$89.99
Grappler Plus (Ile, IIc)\$89.99
Grappler C (Ile)\$89.99
Grappler 16K (Ile, II+)\$139.00

PRACTICAL FORMALS

Graphic Card\$69.99
Serial Card\$99.99
Microbuffer II+ 84K\$159.00

QUADRAM

Microfazerfrom \$139.00
Etazer (Epson)from \$79.99

IBM PC SYSTEMS

Configured to your specifications.
Call for Best Price!

IBM-PC, IBM-XT, IBM-AT

AT&T

AT&T 6300CALL

Corona

PPC400 Dual Portable\$1199.00
PPCXT 10 meg Portable\$1799.00
PC40022 Dual Desktop\$1289.00
PC400-HD2 10 meg\$1799.00

KAYPRO

KP-2000 PortableCALL
Kaypro PCCALL

PC100

IBM CLONE

640K MB-256 installed, 150 Watt Power Supply, XT Keyboard, 360K Floppy, 20 Meg Hard Drive\$999.00

SPERRY

Sperry-ATas low as \$1749.00
Sperry-ITas low as \$2899.00
Call for Specific Configuration!
All ModelsCALL

ZILIAN

PC-138 Series, PC-148 Series, PC-158 Series, PC-160 Series, PC-171 Series, AT-200 SeriesCALL

MONITORS

AMDEK

Video 300A Amber\$129.00
Video 310A Amber TTL\$159.00
410 TTL Amber or GreenCALL
Color 600 Hi-Res. RGB\$399.00
Color 722 Dual Mode\$529.00
Color 725\$599.00
Color 730\$699.00

MAGNAVOX

515 RGB/Composite\$299.00
613 TTL Green\$99.99
623 TTL Amber\$99.99

NEC

JB1280G TTL Green\$129.00
JB1285A TTL Amber\$129.00
JC1401 Multi Sync RGBCALL

PRINCETON

MAX-12 Amber\$169.00
HX-12 12" RGB\$459.00
HX-12E Enhanced\$549.00
SR-12 Hi-Res\$589.00
SR-12P Professional\$649.00

QUADRAM

8400 Quadchrome I\$449.00
8420 Amberchrome\$169.00
8460 Quadchrome Enhanced\$499.00

TAXAN

115 12" Green\$119.00
116 12" Amber\$129.00
121 TTL Green\$139.00
122 TTL Amber\$149.00
220 14" Color Composite\$179.00
620 640x200 RGB\$399.00
630 640x200 RGB\$469.00
640 720x400 RGB\$527.00


ZILIAN

ZVM 1220 Amber\$99.99
ZVM 1230 Green\$99.99
ZVM 1240 IBM Amber\$149.00
ZVM 1330 RGB\$459.00
ZVM 1360 RGB\$529.00
ZVM 1380 E G CompCALL

1-800-233-8950

DEPT. A210

COMPUTER MAIL ORDER



Habitat

A Look At The Future Of Online Games

Kathy Yakal, Assistant Features Editor

Online gaming, or telegaming, has for years been a feature of many bulletin board systems (BBSs) and computerized news and information services. Ranging from versions of simple board games like checkers to the complex world of CompuServe's MegaWars, the offerings from this electronic service give players the opportunity to compete with opponents across the country. Recently, QuantumLink and LucasFilm Games announced a new online feature for Commodore 64 owners: Habitat—a unique, animated game that encourages interaction, not competition, among users.

Electronic interaction—the online, realtime socializing done in conference areas of BBSs and online news and information services—is one of the most popular consumer applications for telecommunications today. Though many home computer owners use their modems for doing job-related work, downloading programs, doing research, and trading technical information, many prefer to use them for play. People make new friends online, often extending those relationships into written correspondence, telephone calls, and face-to-face meetings.


For example, CB'ers on CompuServe, a major telecommunications service, hold regular conventions, arriving at a central location from all over the country to see the faces behind the "handles" they use on the system. Some electronic correspondents have even developed online relationships that have led to marriage.

Online relationships are dependent on the common threads that people find and follow in their conversations. People may discover that they once lived in the same city, or like the same obscure movies or books, or have similar jobs. When they meet again online, they recognize each other, and have a common starting ground for conversation.

Telegaming is a more focused way of interacting with people online. There's no fumbling around, trying to find something to talk about. You're there to participate in a game. For some people, that's interaction enough. But some go further, moving into conference areas to talk about the game they've just played, and to see what other interests they share.

Habitat is an intriguing combination of telegaming and straight online chatting. It's an outgrowth of QuantumLink's People Connec-

GET UP TO 200 FUN-FILLED PROGRAMS EACH YEAR— when you subscribe now to COMPUTE!



PROOFREADER
Writing a machine language program that works on five different computers is no small task. The first hurdle is finding a safe place to put the code. Though the cassette buffer is an obvious choice, it's located in different places on various machines, and putting ML there creates problems for some users. Instead, the Proofreader uses 256 bytes of BASIC programming space.

Before it installs the routine in memory, the Proofreader checks to see which computer you're using. Then it stores the ML at the bottom of BASIC memory and protects itself by moving the computer's start-of-BASIC pointer to a spot 256 bytes higher in memory. Once that's done, the Proofreader activates the ML routine and erases itself with DEL. Note that because the Proofreader overwrites its first few BASIC lines, it's critical not to delete anything from the first portion

Subscribe to COMPUTE! today through this special introductory money-saving offer, and you'll be getting a lot more than just another computer magazine. That's because each issue of COMPUTE! comes complete with up to 20 all-new, action-packed programs.

Subscribe now and you can depend on a steady supply of high quality, fun-filled programs like Hickory Dickory Dock, Switchbox, TurboDisk, Home Financial Calculator, Turbo Tape, SpeedScript, SpeedCalc, and hundreds of other educational, home finance, and game programs the entire family can use all year long.


The superb programs you'll find in each issue are worth much, much more than the low subscription price.

And there's more to COMPUTE! than just exciting new programs. Month after month, COMPUTE!'s superb articles deliver the latest inside word on everything from languages to interfaces...from programming to disk drives.

Whether you're a novice or an experienced user, COMPUTE! is the magazine for you. So subscribe today. Return the enclosed card or call 1-800-247-5470 (in Iowa, 1-800-532-1272).

Do it now.

Month	Expenses	Income	Profit
January	1812.22	582.22	-429.99
February	422.22	1842.22	629.99
March	582.22	422.22	-21.78
April	1456.22	7278.22	6472.81
May	512.22	7424.22	1511.99
June	1722.11	2184.22	381.11
July	141.45	2888.88	1626.25
August	812.88	1722.88	1389.88
September	1722.88	1258.88	-743.88
October	412.44	8888.88	7232.56
November	622.82	7888.88	3222.11
December	2128.88	7888.88	-228.88
TOTAL	15242.88	41444.15	26222.56
AVERAGE	1422.14	3876.17	2467.45



ACT NOW AND SAVE!



COMPUTE! Publications, Inc.

One of the ABC Publishing Companies

If attached order card is missing, write: COMPUTE!'s Gazette P.O. Box 10955, Des Moines, IA 50950



tion, the service's online chat area. Instead of communicating through words alone, you create a character to represent yourself, and move around through the many "rooms" in *Habitat*, meeting other characters and joining them on adventures. *Habitat*, unique to this point in the history of computer entertainment, is an early version of the kind of entertainment often predicted by industry futurists: the interactive motion picture.

Colorful And Key-Controlled

Since its introduction a year ago, QuantumLink has attracted thousands of subscribers in the Commodore community. QuantumLink (Q-Link) is an online news and information service with a slightly different focus from that of other services. It was designed to be an event-oriented system solely for Commodore 64 users—a gathering place for people with common interests that go beyond technical concerns. To fulfill that, sysops (system operators) and guest speakers with widely varied backgrounds have been enlisted to host special events and be available online to interact with users.

The Q-Link system is menu-driven, and all commands are issued using only the function keys. The service contains many of the

elements we've grown accustomed to seeing in online services and major BBSs: electronic mail, online shopping, message boards, downloadable software and software previews, and online conferencing.

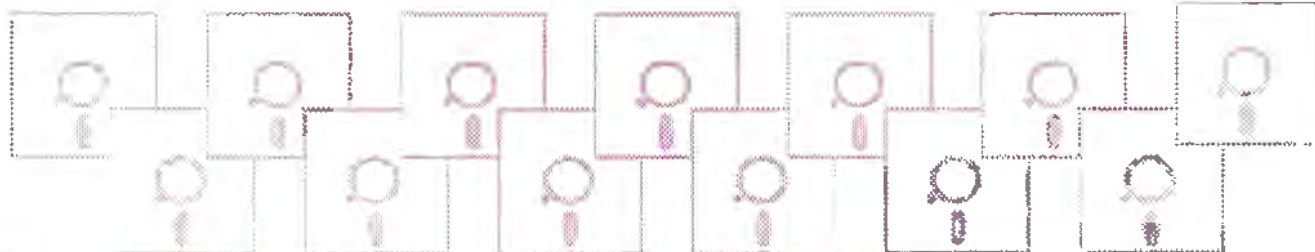
Since the system uses color and graphics, it's necessarily limited to owners of one specific machine—the Commodore 64—and was designed to take advantage of that computer's color and graphics capabilities. So it can't be accessed from a normal terminal program; subscribers must obtain a special Q-Link disk.

But that same limitation is exactly what gives *Habitat* broader possibilities. While other online services must keep their graphics generic and simple enough to be understood by the variety of microcomputers connecting to it, Q-Link's use of color and graphics is limited only by the boundaries of the Commodore 64.

An Imaginary World

Just as motion pictures use celluloid strips to create worlds that exist only while someone is watching them, *Habitat* depends on a mainframe computer to create a world that exists only while users participate in the game. Instead of sitting together in a theater somewhere watching the film, participants are seated at home computer terminals all across the country. And unlike movies, *Habitat* offers interactive, not passive, entertainment.

This online world that Lucas-Film created has a rich environment all its own. According to its fictional storyline, *Habitat* is populated by Avatars, people who were great adventurers in earlier days. But left to themselves, Avatars are a gentle, lazy bunch—happy to sit around all day and read books or eat junk food. The Oracle, who reigns over the world, is hopeful that by his giving Q-Link subscribers access to



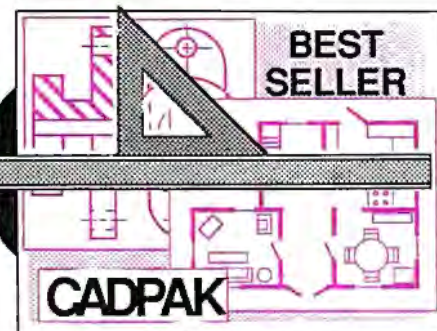
BASIC Compiler



Give your BASIC programs the speed and performance they deserve

The *complete* compiler and development package. Speed up your programs 5x to 35x. Many options: flexible memory management; choice of compiling to machine code, compact p-code or both. '128 version: 40 or 80 column monitor output and FAST-mode operation. '128 Compiler's extensive 80-page programmer's guide covers compiler directives and options. Two levels of

optimization, memory usage, I/O handling, 80 column hi-res graphics, faster, higher precision math functions, speed and space saving tips, more. A great package that no software library should be without. **128 Compiler \$59.95**
64 Compiler \$39.95

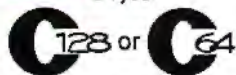


Remarkably easy-to-use interactive drawing package for accurate graphic designs. New dimensioning features to create exact scaled output to all major dot-matrix printers. Enhanced version allows you to input via keyboard or high quality lightpen. Two graphic screens for COPYING from one to the other. DRAW, LINE, BOX, CIRCLE, ARC, ELLIPSE available. FILL objects with preselected PATTERNS; add TEXT; SAVE and RECALL designs to/from disk. Define your own library of symbols/objects with the easy-to-use OBJECT MANAGEMENT SYSTEM—store up to 104 separate objects. **C-128 \$59.95**
C-64 \$39.95

TERNS; add TEXT; SAVE and RECALL designs to/from disk. Define your own library of symbols/objects with the easy-to-use OBJECT MANAGEMENT SYSTEM—store up to 104 separate objects. **C-128 \$59.95**
C-64 \$39.95

Super C Language Compiler

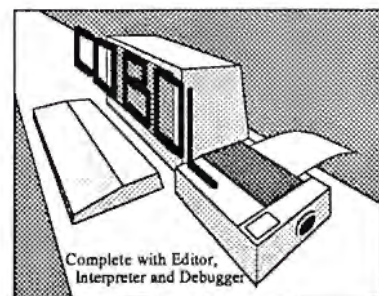
On your



The language of the 80's and beyond

For school or software development. Learn C on your Commodore with our in-depth tutorial. Compile C programs into fast machine language. C-128 version has added features; Unix™-like operating system; 60K RAM disk for fast editing and compiling. Linker combines up to 10 modules; Combine ML and C using CALL; 51K available for object code;

Fast loading (8 sec. 1571, 18 sec. 1541); Two standard I/O libraries plus two additional libraries—math functions (sin, cos, sqrt, etc.) & 20+ graphic commands (line, fill, dot, etc.). **C-128 \$59.95**
C-64 \$59.95



Complete with Editor, Interpreter and Debugger.

Now you can learn COBOL, the most widely used commercial programming language, on your 128 or 64. COBOL Compiler package comes complete with syntax-checking editor, interpreter and symbolic debugging aids. New '128 version works with 40/80 column monitors and is faster than the '64 version. **C-64 \$39.95**
New! C-128 \$59.95

Speedterm-128

Flexible, command driven terminal software package. Supports most modems for the C-128. Xmodem and Punter file transfer protocol. VT52 and VT100 terminal emulation with cursor keys, large 45K capture buffer and user definable function keys. **C-128 \$59.95**

Technical Analysis System for the C-64 **\$59.95**
Technical Analysis System for the C-128 Sept. '86 **\$59.95**
Ada Compiler for the C-64 **\$39.95**
VideoBasic Language for the C-64 **\$39.95**



Let your '128 or '64 speak Pascal

Not just a compiler, but a complete system for developing applications in Pascal with graphics and sound features. Extensive editor with search, replace, auto, renumber, etc. Standard J & W compiler that generates fast machine code. If you want to learn Pascal or to develop software using the best tools available—SUPER Pascal is your first choice. **C-64 \$59.95**

OTHER TITLES AVAILABLE:

Chartpak

Easily create professional high-quality charts and graphs without programming. Immediately change the scaling, labeling, axis, bar filling, etc. to suit your needs. Accepts data from CalcResult and MultiPlan. '128 version has 3X the resolution of the '64 version. **C-128 \$39.95**
C-64 \$39.95

Personal Portfolio Manager

Complete portfolio management system for the individual or professional investor. Easily manage your portfolios, obtain up-to-the-minute quotes and news, and perform selected analysis. Enter quotes manually or automatically through Warner Computer Systems. Oct. '86 **C-128 \$59.95**
C-64 \$39.95

Xper

XPER is the first "expert system" for the C-128 and C-64. While ordinary data base systems are good for reproducing facts, XPER can derive knowledge from a mountain of facts and help you make expert decisions. Large capacity. Complete with editing and reporting. **C-64 \$59.95**

Commodore 64® and Commodore 128™ are trademarks of Commodore Electronics, Ltd.
Unix™ is a trademark of Bell Laboratories

Abacus Software

P.O. Box 7219 Dept. CA Grand Rapids, MI 49510 - Telex 709-101 - Phone (616) 241-5510

Call now for the name of your nearest dealer. Or to order directly by credit card, MC, AMEX or VISA call (616) 241-5510. Other software and books are available—Call and ask for your free catalog. Add \$4.00 for shipping per order. Foreign orders add \$12.00 per item. Dealer inquiries welcome—1400+ nationwide.



this world, the Avatars will once again become the interesting bunch they once were.

Once you've entered the world of *Habitat*, your first task is to create a character to represent yourself. This is done with a kind of character construction set. You decide what you want to look like and how you want your "turf" (home base) to be decorated. If you'd like, you can even have a pet. Then it's off to meet the other inhabitants of the world.

Your Avatar is controlled by commands entered via the joystick. You can Go, Do, Get, and Put—and, of course, Talk to other Avatars. The first four commands are used for moving from room to room and manipulating objects you find there.

Communication with other Avatars can be accomplished by letter, by phone, or just by talking directly to them, if you're in the same room. It's similar to the three ways in which you normally communicate with another user on Q-Link: E-Mail, online messages, or joining a conference in the People Connection area. Unlike People Connection—where your words appear next to your name after you've typed them and pressed RETURN—*Habitat* shows your words

in a little bubble above your character's head, as in a cartoon.

If at any point you get lost in this world, there is help available. You can look at maps or visit the Hall of Records. And the Oracle is always around for guidance.

Some DOs And DON'Ts

In the course of your adventures in *Habitat*, you'll discover some cultural norms, just as in the real world.

DO

- Make new friends.
- Buy things, using tokens or credit cards.
- TelePort (transport yourself to other rooms too far to walk to).
- Hang out at the Oracle, the place to see and be seen. In Avatar slang, you *head down to the O*.
- Make phone calls.
- Go on adventures.
- Explore.

DON'T

- Participate in organized sports. Avatars just want to have fun, and don't like having someone tell them how to do it.
- Play cards (for the same reasons listed above).

- Watch television. Enough said.
- Drive vehicles. Walking and teleporting are the preferred modes of transportation, unless you happen upon a skateboard.
- Be materialistic. You're an Avatar, not a Yuppie.
- Overextend your Avatar's hospitality. Only six people to a room at any one time.


With computers in more than 10 percent of American homes, entertainment developers can afford to try different things, hoping to capture the interest of even a small percentage of them.

Which segment of the home computing population *Habitat* appeals to remains to be seen. There's certainly room for it: Traditionally, telegaming has had a rather limited audience, though its small following is devoted. *Habitat* is an innovative new addition to the growing world of online gaming.


The monthly fee for QuantumLink is \$9.95 for unlimited use, with a \$3.60 charge for some special services. At this writing, the hourly charge for Habitat has not been determined. For more information, write to Quantum Computer Services, 8620 Westwood Center Dr., Vienna, VA 22180; or call (800)392-8200. ©

REQUIRED READING

for the Commodore 128™



Detailed guide presents the 128's operating system, explains graphic chips, Memory Management Unit, 80 column graphics and commented ROM listings. **500pp \$19.95**



Get all the inside information on BASIC 7.0. This exhaustive handbook is complete with commented BASIC 7.0 ROM listings. Coming Summer '86. **\$19.95**




Filled with info for everyone. Covers 80 column hi-res graphics, windowing, memory layout, Kernal routines, sprites, software protection, autostarting. **300pp \$19.95**




Insiders' guide for novice & advanced users. Covers sequential & relative files, & direct access commands. Describes DOS routines. Commented listings. **\$19.95**




Learn fundamentals of CAD while developing your own system. Design objects on your screen to dump to a printer. Includes listings for '64 with Simon's Basic. **300pp \$19.95**



Introduction to programming; problem analysis; thorough description of all BASIC commands with hundreds of examples; monitor commands; utilities; much more. **\$16.95**



Presents dozens of programming quick-hitters. Easy and useful techniques on the operating system, stacks, zero-page, pointers, the BASIC interpreter and more. **\$16.95**



Essential guide for everyone interested in CP/M on the 128. Simple explanation of the operating system, memory usage, CP/M utility programs, submit files & more. **\$19.95**

Commodore 128™ is a trademark of Commodore Electronics, Ltd.

Abacus Software

P.O. Box 7219 Dept. CA Grand Rapids, MI 49510 - Telex 709-101 -

Optional diskettes available for all book titles - \$14.95 each. Other books & software also available. Call for the name of your nearest dealer. Or order directly from ABACUS using your MC, Visa or Amex card. Add \$4.00 per order for shipping. Foreign orders add \$10.00 per book. Call now or write for your **free** catalog. Dealer inquires welcome—over 1400 dealers nationwide.

Prisonball

John Scarborough

Nearly everyone has played Pong or Breakout, two computer-game classics. "Prisonball" creates an intense, two-player action game by drawing features from both of those games. The original version runs on any Atari 400, 800, XL, and XE computer with at least 48K memory. Atari Prisonball also requires a set of game paddles. The Commodore 64 version requires either a pair of paddles or two joysticks. The Apple II version runs under DOS 3.3 or ProDOS, and requires a set of Apple paddles.

"Prisonball" is a two-player action game that combines the best elements from two classic computer games, Pong and Breakout. The object of the game is simple—knock out as many bricks as you can in the allotted time. Type in Prisonball from the listing for your computer; then save a copy of the program before you try to run it. Every version of the game is similar, so be sure to read the general game rules before referring to the specific notes for your computer.

Break To The Center

The game begins by displaying five colored walls running vertically down the center of the screen. Each player controls two paddles located at the left and right sides of the screen. Three balls appear at a random location and start bouncing around the screen. When a ball is on your side of the screen, move one of your paddles into its path to deflect the ball toward the walls. You can only hit a ball when it's moving toward your paddles (away from the interior walls). Balls travelling from the opposite direction go right through your paddles. If you happen to miss a ball, it wraps around the screen and appears on the other side, giving your opponent a chance to score.

At the beginning of the game,

all three balls are a neutral color. Each time you hit a ball, it changes to the color of your paddle. You score whenever a ball of your color hits one of the five interior walls. The score depends on which wall you hit. The center wall is the hardest to reach, so it yields the most points. The two intermediate walls are worth less than the center wall. The outermost walls are easiest to hit and score the fewest points.

The top of the screen displays each player's score and a countdown timer. When the timer runs to zero, the game ends and the player with the most points wins.

Every time a ball hits one of the walls, a brick is knocked out of the wall at the point of impact. By aiming your shots carefully, you can bore a path through a wall and move a ball into the interior space between two walls. When this happens, the ball bounces wildly back and forth between the walls, scoring many points in a short time.

An additional bit of strategy has to do with the redrawing of walls. Whenever a wall has been destroyed, it is immediately redrawn. Some of the highest scores result when you trap one or more balls behind a wall when it is redrawn. Since the wall is new, the trapped balls may hit it many times before they break back out to the exterior.

Atari Version

Atari Prisonball runs on any eight-bit Atari computer (not on an ST) with at least 48K memory. Game paddles are required. Although the game is written in machine language, it is listed in the form of a BASIC loader which you can type as you would any BASIC program. Be sure to save the program before you run it.

To play Atari Prisonball, plug a pair of paddles into port 1, run the program, and press START. When both players are ready, press either



Atari version.



Commodore 64 version.



Apple II version.


paddle button to start the game. You score ten points for each brick from the center wall, five points for bricks from the two adjacent walls, and one point for bricks from the two outside walls. Each game lasts five minutes. The winner is the player with the highest score at the end of the elapsed time.

Commodore 64 Version



The 64 version of Prisonball is written completely in machine language and must be typed in with the "MLX" machine language entry program found elsewhere in this issue. Read the MLX instructions carefully before you start to type the program. When you run MLX, you'll be asked for a starting address and an ending address for the data you'll be entering. Here are the starting and ending addresses required for Prisonball:

COMPUTE! Books' ATARI ST Collection

COMPUTE! Books offers you a superior line of titles for the new Atari ST. Packed full of useful utilities, exciting games, in-depth tutorials, and valuable applications, these clearly written books bring you fully tested information and entertainment for the whole family.



Look for these COMPUTE! books at your local book or computer store.



You can order directly from COMPUTE! by calling 800-346-6767 (in NY call 212-887-8525) or by sending your payment to COMPUTE! Books, P.O. Box 5038, F.D.R. Station, New York, NY 10150.

Please include \$2.00 per book shipping and handling for U.S. and surface mail or \$5.00 for airmail. North Carolina residents add 4.5 percent sales tax. New York residents add 8.25 percent sales tax.

Please allow 4-6 weeks for delivery from receipt of order.

COMPUTE! books are available in the U.K., Europe, the Middle East, and Africa from Holt Saunders, Ltd., 1 St. Anne's Road, Eastbourne, East Sussex BN21 3UN, England, and in Canada from McGraw-Hill, Ryerson Ltd., 330 Progress Ave., Scarborough, Ontario, Canada M1P 2Z5.

COMPUTE! Publications, Inc. 

Part of ABC Consumer Magazines, Inc.
One of the ABC Publishing Companies
825 7th Avenue, 6th Floor, New York, NY 10019
Publishers of COMPUTE!, COMPUTE!'s Gazette, COMPUTE!'s Gazette Disk, COMPUTE! Books,
COMPUTE!'s Apple Applications, and COMPUTE!'s Atari ST Disk & Magazine.

COMPUTE!'s First Book of the Atari ST

Edited

A valuable collection of ready-to-type-in-and-use applications, games, and utilities. Graphics utilities like "ST Doodler," games like "Switchbox" and "Tug-a-War," and educational programs like "Hickory Dickory Dock" turn your Atari ST into everything from a business graphics machine to a powerful teaching tool. Tutorials show you how to add power to ST BASIC and how to add excitement to your own creations with sound effects. A disk is available for \$15.95 which includes all the programs in the book, 203BDSK. (September release)

\$16.95 ISBN 0-87455-020-3

The Elementary Atari ST

William B. Sanders, 272 pages

A friendly, easy-to-use guide to the Atari ST, this book takes you through connecting your computer, loading programs, creating graphics and music, and writing your own programs.

\$16.95 ISBN 0-87455-024-6

Elementary ST BASIC

C. Regena, 208 pages

A tutorial and reference guide to the ST's impressive graphics, animation, and sound with complete descriptions of ST BASIC's commands, syntax, and organization. A disk is also available for \$15.95 which includes programs from the book, 343BDSK.

\$14.95 ISBN 0-87455-034-3

COMPUTE!'s Kids and the Atari ST

Edward H. Carlson, 238 pages

Easy-to-understand instructor notes, lessons, assignments, and lively illustrations help both kids and adults painlessly learn to program on the Atari ST. The latest in the bestselling series by this author.

\$14.95 ISBN 0-87455-038-6

COMPUTE!'s ST Programmer's Guide

Editors of COMPUTE!, 356 pages

A comprehensive reference guide to the Atari ST, this book explores in detail Logo and BASIC, the advanced features of the ST such as GEM and TOS, and every aspect of programming from concepts to actual program writing.

\$16.95 ISBN 0-87455-023-8

Introduction to Sound and Graphics on the Atari ST

Tim Knight, 197 pages

Thorough descriptions of the Atari ST's color graphics and sound abilities, plus all the information needed to create a complete sound and graphics system.

\$14.95 ISBN 0-87455-035-1

LYCO COMPUTER MARKETING & CONSULTANTS



ATARI

1050.....129
SF314.....219
SF354.....175
130 XE.....CALL
65 XE.....CALL
520 ST
Monochrome...CALL
520 ST Color...CALL
SHD 204
20 Meg.....!
1040 ST.....CALL

BRODERBUND

Printshop.....28.75
Graphic
Library I, II, III...18.75
Karateka.....19.75
Printshop
Comp.....24.75

ACTIVISION

Hacker.....15.75
Ghostbusters.....15.75
Great AM Race...15.75
Music Studio....22.75

MICROPROSE

Silent Service...22.75
F-15.....22.75
Conflict in
NAM.....24.75
Kennedy
Approach.....22.75

SSI

Wizards Crown...24.75
Gettysburg.....34.75
Gemstone
Healer.....24.75
Phantasie.....24.75

EPYX

Karate Champ...20.75
Apschai Trilogy...24.75

SUBLOGIC

Flight Simulator...29.95
Night Mission
Pinball.....18.95
Scenery
Disks....Each 14.95

ACTIVISION (520 ST)

Music Studio....34.75
Hacker.....26.75
Little People...29.75
Paintworks.....40.75
Hacker II.....29.75

SSI

(520 ST)
Phantasie.....24.75
Baseball.....24.75

FIREBIRD

(520 ST)
The Pawn.....26.75
Star Glider.....28.75

TIMWORKS

(520 ST)
Word Writer.....CALL
Swift Calc.....CALL
Data Manager...CALL

ACTIVISION

(Apple)
Alter Ego.....28.75
Little People...24.75
Mindshadow...24.75
Hacker.....24.75
Gamemaker....24.75

BRODERBUND

(Apple)
The Print Shop...31.50
Graphic Libs....Each 18.50
Bank Street
Writer 128 K...42.75
Bank Street Speller 42.75
Carmen Sandiego 22.75
Karateka.....22.75
Captain Goodnight 22.75
Muppet Cruise...25.75
P.S. Companion...24.75
Science Kit.....35.95

MICROPROSE

(Apple)
Crusade in Europe...24.75
Decision in Desert 24.75
F-15 Strike Eagle 20.75
NATO Commander 20.75
Silent Service...20.75
Solo Flight.....20.75

SSI

(Apple)
Phantasie II.....24.75
Wizard's Crown...24.75
Rings of Zilfin...24.75
Colonial Conquest 24.75
Battlegroup....35.75
NAM.....29.75

COMMODORE

128.....CALL
C 1902-A.....CALL
C 1350 Mouse....39
C 1700 128 K RAM...145
C 1750 512 K RAM...269
Sane.....35
Perfect Writer...45
Perfect Calc....45
Perfect Filer....45

BRODERBUND

The Print Shop...24.75
Graphics Library
I, II, III.....15.75
Karateka.....17.75
Bank Street Writer 29.75
Lode Runner...19.75
Printshop Comp...24.75
Bank Street Speller 29.75
Bank Street Filer 29.75
Bank Street Mailer 29.75
Championship
Lode Runner...19.75

SUBLOGIC

Nightmission
Pinball.....18.95
Flight Simulator 29.95
Set Simulator...25.95
Football.....25.95
Scenery Disk...Each 14.95
Set 1-6.....69.96

INDUS

GT Commodore...179

ACTIVISION

(C-64/128)
Alter Ego.....28.75
Hacker.....18.75
Little People...20.75
Game Maker....24.75
Borrowed Time...18.75
Space Shuttle...18.75
Music Studio....22.75
Mind Shadow...18.75
Road Race.....18.75
Fast Tracks....22.75
Count Down...18.75
Basketball....18.75

BATTERIES INCLUDED

Paperclip.....35.95
Consultant.....35.95
Paperclip
W/Spell Pack...48.95

EPYX-64

Movie Monster...24.75
Vorpul Kit.....22.75
Fast Load.....24.75
Summer Game II...24.75
Super Cycle....24.75
World Games...24.75
Football.....24.75

XETEC

Font Master II 64...32.95

MICROLEAGUE

ML Baseball....24.95
General Manager 24.95
85 Team Disk...14.95
Franchise.....19.95
Stat Disk.....16.95

ACTIVISION (Amiga)

Hacker.....26.75
Mind Shadow...26.75
Music Studio....34.75
Borrowed Time...26.75

ACCESS

(C-64 - Amiga)
Leader Board...24.75
Leader Board
Amiga.....24.75

SUPRA

1064 Modem(C-64)...49.95
Supra 300.....39.95
Supra 1200.....149.95

US ROBOTICS

Password 1200M...189
Courier 2400.....395

DIGITAL DEVICES

Pocket Modem AT.....Call

MODEMS

DSI

Messenger 64/128...39.95

COMMODORE

1670 Modem.....155

COMPUERVE...18.95

ZOOM

PC 1200 ST.....189
PC 1200 XL.....259
PC 1200 XL/PFS...279

ANCHOR

Volksmodem.....55
Volksmodem 12...179

ATARI

1050.....129
XM 301.....39.95

MONITORS

PANASONIC

TR-122 MYP 12" Amber TTL 139
TR-122 M9P 12" Green TTL 139
TX-12H3P 12" RGB...369
DT-H103 10" RGB...349

ZENITH

ZVM 1220.....89
ZVM 1230.....89
ZVM 1240.....149

THOMPSON

365 12 RGB.....CALL

HITACHI

MM-1218 12" Green...99
MM-1220 12" TTL Amber 129
CM-1406C 13" color
w/cable.....179
CM-1409 13" RGB...305
CM-1216D 12" RGB...365
CM-1455S 13" 720x350 525
CM-1457A 13" RGB
720x460.....679

NEC

Multisync.....CALL

TEKNIKA

MJ-10.....149
MJ-22.....249
MS-305 RGB...309

COMMODORE

1902 Color.....CALL
1802.....CALL

PRINCETON GRAPHICS

MAX-12 Amber...175
HX-12 RGB...458
SR-12 RGB...575

NEW HOURS!

Mon-Thur 9AM-8PM
Fri 9AM-6PM
Sat 10AM-6PM

NEW HOURS!

Mon-Thur 9AM-8PM
Fri 9AM-6PM
Sat 10AM-6PM

LYCO COMPUTER MARKETING & CONSULTANTS

SAVE ON THESE IN STOCK PRINTERS

1080....\$195

PANASONIC

1080	195
1091	225
3131	249
1092	309
1592	419
1595	595

CITIZEN

120-D	179
MSP-10	285
MSP-15	385
MSP-20	325
MSP-25	485
Premier 35	469

C.ITOH

1550 SP+	CALL
D1040	CALL
Prowriter Junior	CALL
Prowriter 8510SP+	CALL

EPSON

LX80	CALL
FX85	CALL
DX10	CALL
HI80	CALL
HS80	CALL
FX286	CALL
LO800	CALL
LO1000	CALL

SILVER REED

EXP 420P	CALL
EXP 600P	489
EXP 800P	649
EXP 770	740

DIABLO

D25	549
P-32 CQI	699
635	102
P-38	1749
D-80 IF	2395

SEIKOSHA

SP-1000 VC (C-64)	175
SP-1000 A Centronics	195
SP-1000 IBM	195
SP-1000 As RS-232	195
SP-1000 AP Apple IIC	195
BP-1300	469
BP-5200	649
BP-5420	999
Color Kit	119
BP-5420 Ribbon	12.50
SP-1000 Ribbon	8.50

BROTHER

HR-15XL-P	359
HR-15XL-S	359



JUKI

Juki 6100	CALL
5510 Juki	CALL
Juki 6300	CALL
RS-232 Serial Board	55
Color Kit	105
6100 Tractor	119
6100 Sheet Feeder	209

LEGEND

808	148
1080	CALL
1380	229
1385	289

TOSHIBA

321 P/S	495
351 Sheet Feeder	529
P 341P	969
P 341S	999
P 351+	1149

NX-10....Call

STAR MICRONICS

LV 12-10 (New)	CALL
NL-10	CALL
NX-10	CALL
NB-15	CALL
SB-15	CALL
SG-15	367
SD-10	319
SD-15	438
SR-10	469
SR-15	578
SB-10	589

OKIDATA

Okimate 10XE	179
292	CALL
293	CALL
Okimate 20ST	199
120 NLO	205
182	214
192	348
93	CALL

DUST COVERS

Atari	
520ST	11.95
130XE	6.99
800XL	6.99
1050	6.99
1025	7.99
Commodore	
C128	7.99
1571/1541	6.99
1902	10.95
1702	8.99
C64/Vic20	6.99
Panasonic	
1090/1091	8.99
1092	8.99
1093	9.99

DRIVES

INDUS

GT Atari	179
----------	-----

COMMODORE

1571	CALL
1541	CALL

COMTEL

Enhancer 2000 (C-64)	149
----------------------	-----

INTERFACING

ORANGE MICRO

Grappler + (Apple)	85
Grappler 16K (Apple)	149
Orange (Apple)	59
Grappler C (IIC)	85

DIGITAL DEVICES

U-Print A 16	64
Apeface	39

CARDCO

G-Wiz (C-64)	47
Super G (C-64)	54
C/7PS (C-64)	37

XETEC

Super Graphix 64	64
Super Graphix JR 64	45
Xetec AT	39.95

ATARI

850	109
-----	-----

FASTEST SERVICE

DISKETTES

5 1/4" DISKETTES

MAXELL

SSDD	9.99
DSDD	12.99

BONUS

SSDD	6.99
DSDD	7.50

SKC

SSDD	8.50
DSDD	9.50

3.5" DISKETTES

MAXELL

SSDD	16.99
DSDD	23.99

SKC

SSDD	14.99
DSDD	19.99

VERBATIM

SSDD	16.99
DSDD	24.99

LOWEST PRICES

IBM-PC

BRODERBUND

(IBM)	
Bank Street Writer	48.95
Print Shop	34.95
Graphics Library 1	22.95
Graphics Library 2	22.95
Ancient Art of War	22.95
Champ Lode	
Runner	22.95
Karateka	22.95

SUBLOGIC

(IBM)	
Set Simulator	34.95
Scenery Disks	Each 14.95
Set 1-6	69.95
S.D. Japan	14.95
S.D. San Francisco	14.95

ACTIVISION

(IBM)	
Borrowed Time	24.75
Mindshadows	24.75
Music Studio	29.95
Alter Ego	29.95
Alter Ego (Male)	29.55
Pebble Beach	

QUADRAM

Gold Quadboard	399
Silver Quadboard	229
Quadboard	199

TOLL FREE 1-800-233-8760

In PA 717-494-1030
Customer Service 717-494-1670



or send order to
Lyco Computer
P.O. Box 5088
Jersey Shore, PA
17740



RISK FREE POLICY

In stock items shipped within 24 hours of order. No deposit on C.O.D. orders. Free shipping on prepaid cash orders within the continental U.S. Volume discounts available. PA residents add sales tax. APO, FPO, and international orders add \$5.00 plus 3% for priority mail service. Advertised prices show 4% discount for cash, add 4% for MasterCard and Visa. Personal checks require 4 weeks clearance before shipping. We do not guarantee compatibility. We only ship factory fresh merchandise. Ask about UPS Blue and Red label shipping. All merchandise carried under manufacturer's warranty. Return restriction applicable. Return authorization required. All items subject to change without notice.

Starting Address: 0801
Ending Address: 0F90

Either joysticks or paddles can be used to play this game. To play with paddles, plug a pair of paddles into port 2. Even though the program is written in machine language, you should load and run it like an ordinary BASIC program. In this version of Prisonball, each game lasts for three minutes. The screen border flashes briefly as a warning when only 20 seconds remain on the timer. Bricks from the center wall are worth 30 points, those from the two adjacent walls are worth 20, and the outermost bricks each score 10 points.

Apple II Version

Apple Prisonball runs on Apple II-series computers with either DOS 3.3 or ProDOS. The program must be entered using the "Apple MLX" machine language entry program published elsewhere in this issue. Be sure that you understand the instructions for using Apple MLX before you begin to type in Apple Prisonball. Here are the MLX starting and ending addresses for the game:

Starting address: 1000
Ending address: 1647

After you've entered the game and saved a copy, start Prisonball with a BRUN command. For instance, if you saved the game with the filename GAME, enter BRUN GAME and press RETURN. Prisonball is played with paddles and each game lasts three minutes. If the action becomes too hectic, press any key to pause the game. The scoring is identical to that used in the Commodore 64 version. If you wish to quit the game and exit to BASIC, press CTRL-C.

The Apple II version of Prisonball uses a special technique to put a text window at the top of the lo-res screen. You may need to remove the parallel printer interface from your computer in order to make this work.

Program 1: Prisonball for Atari 400, 800, XL, and XE

For instructions on entering this listing, please refer to "COMPUTE!'s Guide to Typing In Programs" in this issue of COMPUTE!.

```
MC 8 ? "(CLEAR)ONE MINUTE, P
LEASE"
FK 10 PAGE=PEEK(106)-32
ND 20 BASE=PAGE*256:CK=0
DE 30 FOR MEMLOC=BASE TO BAS
```

```
E+471
MC 40 READ DATA:CK=CK+DATA
JH 50 POKE MEMLOC,DATA
GC 60 NEXT MEMLOC
KK 65 IF CK<>58440 THEN ? "D
ATA ERROR IN LINES 100
0-1660":STOP
FD 70 PAGE=PEEK(106)-30
WJ 80 BASE=PAGE*256:CK=0
LL 90 FOR MEMLOC=BASE TO BAS
E+76
JP 100 READ DATA:CK=CK+DATA
ME 110 POKE MEMLOC,DATA
IP 120 NEXT MEMLOC
LA 125 IF CK<>9981 THEN ? "D
ATA ERROR IN LINES 17
00-1800":STOP
JD 130 PAGE=PEEK(106)-29
AG 140 BASE=PAGE*256:CK=0
BI 150 FOR MEMLOC=BASE TO BA
SE+175
KF 160 READ DATA:CK=CK+DATA
MK 170 POKE MEMLOC,DATA
JF 180 NEXT MEMLOC
DD 185 IF CK<>19695 THEN ? "
DATA ERROR IN LINES 2
000-2250":STOP
JI 190 PAGE=PEEK(106)-28
AD 200 BASE=PAGE*256:CK=0
BO 210 FOR MEMLOC=BASE TO BA
SE+949
KC 220 READ DATA:CK=CK+DATA
MH 230 POKE MEMLOC,DATA
JC 240 NEXT MEMLOC
DF 245 IF CK<>95830 THEN ? "
DATA ERROR IN LINES 2
400-3750":STOP
JB 250 PAGE=PEEK(106)-24
AJ 260 BASE=PAGE*256:CK=0
BL 270 FOR MEMLOC=BASE TO BA
SE+346
KI 280 READ DATA:CK=CK+DATA
MN 290 POKE MEMLOC,DATA
IP 300 NEXT MEMLOC
DA 305 IF CK<>36545 THEN ? "
DATA ERROR IN LINES 4
000-4490":STOP
IN 310 PAGE=PEEK(106)-22
AG 320 BASE=PAGE*256:CK=0
OG 330 FOR MEMLOC=BASE TO BA
SE+47
KF 340 READ DATA:CK=CK+DATA
MK 350 POKE MEMLOC,DATA
JF 360 NEXT MEMLOC
LO 365 IF CK<>4549 THEN ? "D
ATA ERROR IN LINES 48
00-4860":STOP
IN 400 PAGE=PEEK(106)-32
NB 410 BASE=PAGE*256
EO 430 POKE BASE+525,PAGE+2
EP 440 POKE BASE+534,PAGE+2
EO 450 POKE BASE+541,PAGE+2
EP 460 POKE BASE+550,PAGE+2
FH 470 POKE BASE+557,PAGE+2
FF 480 POKE BASE+805,PAGE+3
FI 490 POKE BASE+843,PAGE+3
FF 500 POKE BASE+884,PAGE+3
FA 510 POKE BASE+914,PAGE+3
FC 520 POKE BASE+942,PAGE+3
BP 530 POKE BASE+1026,PAGE
CO 540 POKE BASE+1029,PAGE
HL 550 POKE BASE+1032,PAGE+2
IB 560 POKE BASE+1054,PAGE+3
ID 570 POKE BASE+1109,PAGE+3
IJ 580 POKE BASE+1147,PAGE+6
IF 590 POKE BASE+1150,PAGE+7
HO 600 POKE BASE+1181,PAGE+4
HO 610 POKE BASE+1207,PAGE+4
IG 620 POKE BASE+1276,PAGE+5
IB 630 POKE BASE+1306,PAGE+5
IF 640 POKE BASE+1327,PAGE+5
IH 650 POKE BASE+1373,PAGE+5
IN 660 POKE BASE+1387,PAGE+5
```

```
ID 670 POKE BASE+1412,PAGE+5
IF 680 POKE BASE+1503,PAGE+5
IO 690 POKE BASE+1528,PAGE+6
IB 700 POKE BASE+1531,PAGE+7
ID 710 POKE BASE+1544,PAGE+4
IL 720 POKE BASE+1547,PAGE+8
IK 730 POKE BASE+1565,PAGE+6
JA 740 POKE BASE+1588,PAGE+6
II 750 POKE BASE+1606,PAGE+6
IJ 760 POKE BASE+1624,PAGE+6
IL 770 POKE BASE+1661,PAGE+6
IN 780 POKE BASE+1709,PAGE+4
IN 790 POKE BASE+1921,PAGE+7
IN 800 POKE BASE+1938,PAGE+7
IJ 810 POKE BASE+2076,PAGE+8
IL 820 POKE BASE+2095,PAGE+8
IC 830 POKE BASE+2112,PAGE+8
IE 840 POKE BASE+2131,PAGE+8
IN 850 POKE BASE+2148,PAGE+8
IN 860 POKE BASE+2222,PAGE+8
II 870 POKE BASE+2231,PAGE+8
JB 880 POKE BASE+2292,PAGE+9
IO 890 POKE BASE+2295,PAGE+2
IL 900 POKE BASE+2365,PAGE+9
IN 910 POKE BASE+2383,PAGE+9
IO 920 POKE BASE+2393,PAGE+9
JF 950 PRISON=USR((PAGE+4)*2
56)
KN 1000 DATA 169,112,141,150
,6,169,112
LH 1010 DATA 141,151,6,169,1
98,141,152
OM 1020 DATA 6,169,0,141,153
,6,165
EN 1030 DATA 106,56,233,16,1
41,154,6
CC 1040 DATA 162,0,169,13,15
7,155,6
PC 1050 DATA 232,224,94,208,
248,169,141
JL 1060 DATA 157,155,6,169,6
5,157,156
GG 1070 DATA 6,169,150,157,1
57,6,169
PI 1080 DATA 6,157,158,6,169
,0,141
PD 1090 DATA 47,2,169,150,14
1,48,2
LP 1100 DATA 169,6,141,49,2,
169,0
LI 1110 DATA 141,0,2,165,106
NA 1115 DATA 56,233,22,141,1
IE 1120 DATA 2,169,192,141,1
4,212,169
OI 1130 DATA 34,141,47,2,169
,0,133
LL 1140 DATA 176,165,106,56,
233,17,133
EH 1150 DATA 177,162,0,230,1
77,160,0
LG 1160 DATA 169,0,145,176,2
00,208,251
OD 1170 DATA 232,224,15,208,
240,165,106
FE 1180 DATA 56,233,16,133,1
77,160,1
IP 1190 DATA 169,16,145,176,
200,192,5
LN 1200 DATA 208,249,160,15,
169,80,145
OH 1210 DATA 176,200,192,19,
208,249,160
LP 1220 DATA 8,169,213,145,1
76,200,169
CB 1230 DATA 218,145,176,200
,169,208,145
OK 1240 DATA 176,200,145,176
,160,20,169
BP 1250 DATA 255,145,176,200
,192,180,208
CK 1260 DATA 249,169,116,133
,176,165,106
BO 1270 DATA 56,233,2,133,17
```




“What’s wrong with copying software?”

“I use a lot of programs on my personal computer, and I copy them all the time.”

“I’m a programmer. Every time you copy one of my programs, you’re taking away my income—I depend on *sold* programs for a living.”

“Oh, come on. I bought it: I have a right to copy it.”

“You *do* have a right to make a back-up, that’s true. But when you start copying programs for your friends and co-workers, that’s breaking the law.”

“What law? Any copying I do is in the privacy of my own home.”

“It doesn’t make any difference where you do it. Every time you copy a program without permission from the publisher, you’re committing a federal offense.”

“That’s all right, I won’t get caught.”

“You’re missing the point. The issue isn’t “What can I get away with?”—it’s “who am I hurting?”

Remember, lots of people worked hard to produce every program you use: designers, programmers, distributors, retailers, not to mention all the people who support users. They have a *right* to be compensated for their efforts, and their major compensation is through software sales.”

“Well, I don’t mean to hurt all those people—or anyone, really.”

“Unfortunately, that’s what copying does: it hurts people. And, ultimately, it hurts people like you, who want new and innovative software.”

**Do you copy software?
Think about it.**

The unauthorized copying of software is a crime.



Software Publishers Association
Suite 1200
1111 19th Street, N.W.
Washington, D.C. 20036

	7,160,0	IO 1720	DATA 169,0,133,178,230,179,32	GK 2470	DATA 141,98,6,169,213,141,99
CG 1280	DATA 169,255,145,176,200,192,160	ND 1730	DATA 47,130,169,128,133,178,32	FF 2480	DATA 6,169,168,141,1,210,141
HI 1290	DATA 208,249,169,0,133,176,165	IJ 1740	DATA 47,130,169,0,133,178,230	QC 2490	DATA 3,210,141,5,210,141,7
LB 1300	DATA 106,56,233,16,133,177,162	MG 1750	DATA 179,32,47,130,169,128,133	EL 2500	DATA 210,169,0,141,143,6,173
IE 1310	DATA 0,160,20,169,255,145,176	PH 1760	DATA 178,32,47,130,96,160,20	EK 2510	DATA 31,208,201,6,240,176,32
EI 1320	DATA 152,24,105,39,144,2,230	PG 1770	DATA 177,178,208,23,200,192,108	NJ 2520	DATA 0,131,169,0,141,0,210
DC 1330	DATA 177,168,169,255,145,176,232	JF 1780	DATA 208,247,169,16,141,144,6	OK 2530	DATA 141,2,210,141,4,210,141
MB 1340	DATA 200,208,2,230,177,224,20	JD 1790	DATA 169,1,160,20,169,255,145	EL 2540	DATA 6,210,141,8,210,173,144
IN 1350	DATA 208,229,165,106,56,233,5	PK 1800	DATA 178,200,192,108,208,249,96	PJ 2550	DATA 6,240,8,206,144,6,169
LN 1360	DATA 133,177,162,0,160,244,169	BO 2000	DATA 173,112,2,74,56,201,79	BH 2560	DATA 53,141,6,210,169,0,141
MB 1370	DATA 255,145,176,152,24,105,39	PH 2010	DATA 144,2,169,78,141,48,6	PF 2570	DATA 62,6,32,174,134,32,54
MI 1380	DATA 144,2,230,177,168,169,255	AP 2020	DATA 141,64,6,24,105,10,141	AD 2580	DATA 135,174,62,6,189,16,6
LB 1390	DATA 145,176,232,200,208,2,230	IL 2030	DATA 49,6,141,66,6,162,0	MH 2590	DATA 208,49,222,0,6,189,0
OK 1400	DATA 177,224,20,208,229,165,106	OJ 2040	DATA 160,1,169,80,141,50,6	NK 2600	DATA 6,201,4,240,13,24,201
EG 1410	DATA 56,233,20,141,7,212,133	BO 2050	DATA 32,77,131,173,113,2,74	JD 2610	DATA 251,144,77,169,156,157,0
JB 1420	DATA 177,169,3,141,29,208,173	DC 2060	DATA 56,201,79,144,2,169,78	MA 2620	DATA 6,76,227,132,189,8,6
KK 1430	DATA 111,2,9,16,141,111,2	MA 2070	DATA 141,48,6,141,65,6,24	BO 2630	DATA 56,201,16,144,5,56,201
FD 1440	DATA 169,46,141,47,2,169,132	BP 2080	DATA 105,10,141,49,6,141,67	CP 2640	DATA 71,144,56,169,1,157,16
FG 1450	DATA 141,192,2,141,194,2,169	OK 2090	DATA 6,162,0,160,33,169,10	PI 2650	DATA 6,169,29,141,2,210,76
CA 1460	DATA 2,141,193,2,169,15,141	DN 2100	DATA 141,50,6,32,77,131,96	PE 2660	DATA 227,132,254,0,6,189,0
PJ 1470	DATA 196,2,169,0,141,197,2	PC 2110	DATA 169,180,133,176,165,106,56	EJ 2670	DATA 6,201,154,240,10,56,201
LO 1480	DATA 169,136,141,200,2,169,218	IN 2120	DATA 233,16,133,177,169,0,236	JL 2680	DATA 157,144,28,169,255,157,0
JJ 1490	DATA 141,198,2,169,50,141,199	FL 2130	DATA 48,6,176,22,145,176,232	JO 2690	DATA 6,189,8,6,56,201,16
FI 1500	DATA 2,198,177,162,0,230,177	PL 2140	DATA 200,200,200,200,200,145,176	BJ 2700	DATA 144,5,56,201,71,144,10
EK 1510	DATA 160,0,169,0,145,176,200	EG 2150	DATA 152,24,105,35,144,2,230	AB 2710	DATA 169,0,157,16,6,169,29
KP 1520	DATA 208,251,232,224,4,208,240	JL 2160	DATA 177,168,76,88,131,173,50	CA 2720	DATA 141,2,210,189,24,6,208
GI 1530	DATA 169,91,141,7,208,169,93	PE 2170	DATA 6,236,49,6,240,22,145	GI 2730	DATA 51,222,8,6,189,8,6
CL 1540	DATA 141,6,208,169,95,141,5	PP 2180	DATA 176,200,200,200,200,145	EP 2740	DATA 201,0,208,11,169,29,141
JL 1550	DATA 208,169,97,141,4,208,169	LI 2190	DATA 176,232,152,24,105,35,144	NF 2750	DATA 2,210,254,24,6,76,75
LF 1560	DATA 108,141,0,208,169,125,141	IG 2200	DATA 2,230,177,168,76,117,131	FJ 2760	DATA 133,201,16,208,47,189,0
FD 1570	DATA 1,208,169,142,141,2,208	FD 2210	DATA 169,0,224,88,240,22,145	JA 2770	DATA 6,56,201,6,144,5,24
GI 1580	DATA 169,159,141,3,208,169,6	PH 2220	DATA 176,232,200,200,200,200,200	IN 2780	DATA 201,153,144,61,169,1,157
IA 1590	DATA 141,0,6,141,1,6,141	LG 2230	DATA 145,176,152,24,105,35,144	PG 2790	DATA 24,6,169,29,141,2,210
LL 1600	DATA 8,6,141,10,6,169,151	IN 2240	DATA 2,230,177,168,76,147,131	AH 2800	DATA 76,75,133,254,8,6,189
MH 1610	DATA 141,2,6,169,79,141,9	FC 2250	DATA 96	PI 2810	DATA 8,6,201,86,208,11,169
LN 1620	DATA 6,169,0,141,18,6,141	OO 2400	DATA 32,0,128,32,98,128,32	OG 2820	DATA 29,141,2,210,22,2,24,6
IN 1630	DATA 25,6,169,1,141,16,6	NG 2410	DATA 0,130,169,0,141,0,210	FI 2830	DATA 76,75,133,201,70,208,23
OJ 1640	DATA 141,17,6,141,24,6,141	DI 2420	DATA 141,2,210,141,4,210,141	NF 2840	DATA 189,0,6,56,201,6,144
PD 1650	DATA 26,6,169,240,141,32,6	BO 2430	DATA 6,210,141,144,6,133,77	PH 2850	DATA 5,56,201,153,144,10,169
MD 1660	DATA 141,33,6,141,34,6,96	BA 2440	DATA 32,0,131,173,124,2,240	PN 2860	DATA 0,157,24,6,169,29,141
PK 1700	DATA 169,128,133,178,165,106,56	FK 2450	DATA 5,173,125,2,208,243,169	PG 2870	DATA 2,210,189,16,6,208,14
IJ 1710	DATA 233,19,133,179,32,47,130	PP 2460	DATA 208,141,96,6,141,97,6	LN 2880	DATA 189,0,6,201,5,2

Complete Apple® Compatible Word Processing System

Home • Business • Word Processing

Complete System
\$499.00

- 15 Day Free Trial
- 90 Day Warranty



Look At All You Get For Only \$499.00

- Laser 128 Apple Compatible Computer
- Big Blue 8½" Letter Size 80 Column Printer
- 9" Samsung Green Screen Monitor
- Magic Window IIe Word Processor
- Magicalc Spreadsheet
- Magic Memory Data Base
- Laser 128 Printer Interface
- 2 Rolls of Paper

List Price
\$499.00
199.00
129.95
150.00
150.00
60.00
19.95
19.95

Save
Over
\$700.00

Comparable Apple System (\$2495.00)

1227.85 All 8 Pieces only \$499.00

Magic Window IIe Word processing is easy and more efficient because of a simple-to-read menu system and editing commands. Many powerful features of professional quality programs and more. Supports virtually all major printer functions. Operates with most 80-column video cards or 40/70 column no-hardware modes.

Magicalc Rated as the best electronic spreadsheet on the market for Apple®. The speed with which Magicalc solves number problems allows you to accurately analyze decisions beforehand. Supports multiple RAM cards of most manufacturers in any combinations up to a full 512 K.

Magic Memory File anything, any way you want to: names, addresses, important numbers, dates and notes. Your information is organized simply, easy to maintain, and available instantly. Supports all popular printers and video cards.

Apple® is a registered trademark of Apple Computer Inc.

Add \$30.00 for shipping, handling, and insurance. Illinois residents please add 6 1/2% sales tax. Add \$60.00 for CANADA, PUERTO RICO, HAWAII, ALASKA, APO FPO orders. All orders must be in U.S. Dollars. WE DO NOT EXPORT TO OTHER COUNTRIES EXCEPT CANADA. Enclose Cashier Check, Money Order or Personal Check. Allow 14 days for delivery. 2 to 7 days for phone orders. 1 day express mail. Prices & Availability subject to change without notice.

VISA — MASTER CARD — C.O.D.

C.O.D. on phone orders only.

Computer Direct

We Love Our Customers

22292 N. Pepper Rd., Barrington, Illinois 60010

312/382-5050 to order

IN 2890	40,21 DATA 201,25,240,17,7 6,246,133	BF 3300	DATA 5,210,141,7,210 ,76,161	BD 3720	DATA 200,189,88,6,17 ,180,145
BH 2900	DATA 189,0,6,201,153 ,240,32	LF 3310	DATA 134,165,106,56, 233,16,133	CL 3730	DATA 180,160,40,189, 80,6,17
LI 2910	DATA 201,133,240,28, 76,246,133	HN 3320	DATA 181,169,0,133,1 80,160,11	JG 3740	DATA 180,145,180,200 ,189,88,6
PP 2920	DATA 169,1,141,68,6, 173,64	JE 3330	DATA 173,97,6,145,18 0,136,173	DM 3750	DATA 17,180,145,180, 96
JQ 2930	DATA 6,141,69,6,173, 66,6	JL 3340	DATA 98,6,145,180,13 6,169,218	OK 4000	DATA 162,0,142,62,6, 169,42
CK 2940	DATA 141,70,6,169,80 ,141,71	JH 3350	DATA 145,180,136,173 ,99,6,145	LI 4010	DATA 141,112,6,169,1 48,133,184
CN 2950	DATA 6,76,155,133,16 9,0,141	LH 3360	DATA 180,162,52,160, 23,136,208	LN 4020	DATA 165,106,56,233, 19,133,185
NI 2960	DATA 68,6,173,65,6,1 41,69	NF 3370	DATA 253,202,208,248 ,76,76,132	OJ 4030	DATA 169,1,141,73,6, 32,112
JL 2970	DATA 6,173,67,6,141, 70,6	JN 3380	DATA 174,62,6,189,0, 6,74	JC 4040	DATA 136,169,59,141, 112,6,169
BK 2980	DATA 169,160,141,71, 6,189,8	OH 3390	DATA 74,141,57,6,10, 10,141	IJ 4050	DATA 20,133,184,230, 185,169,5
MB 2990	DATA 6,56,205,69,6,1 44,82	JL 3400	DATA 58,6,189,0,6,56 ,237	FF 4060	DATA 141,73,6,32,112 ,136,169
CK 3000	DATA 24,205,70,6,176 ,76,169	PK 3410	DATA 58,6,141,59,6,1 65,106	IO 4070	DATA 76,141,112,6,16 9,148,133
OC 3010	DATA 19,141,0,210,17 3,71,6	LP 3420	DATA 56,233,16,133,1 81,169,180	CH 4080	DATA 184,169,10,141, 73,6,32
PL 3020	DATA 157,32,6,173,68 ,6,157	FO 3430	DATA 24,109,57,6,133 ,180,169	IJ 4090	DATA 112,136,169,93, 141,112,6
MC 3030	DATA 16,6,173,70,6,5 6,253	IC 3440	DATA 0,141,51,6,141, 52,6	PA 4100	DATA 169,20,133,184, 230,185,169
IL 3040	DATA 8,6,24,201,6,17 6,25	MK 3450	DATA 189,8,6,141,54, 6,160	OG 4110	DATA 5,141,73,6,32,1 12,136
NO 3050	DATA 169,1,157,24,6, 189,8	FE 3460	DATA 0,14,51,6,24,14 ,54	LI 4120	DATA 169,110,141,112 ,6,169,148
OM 3060	DATA 6,201,86,208,10 ,169,0	LN 3470	DATA 6,144,3,238,51, 6,200	CF 4130	DATA 133,184,169,1,1 41,73,6
PI 3070	DATA 157,24,6,169,29 ,141,2	BD 3480	DATA 192,5,208,239,1 60,0,189	FF 4140	DATA 32,112,136,238, 62,6,174
IN 3080	DATA 210,76,246,133, 169,0,157	GC 3490	DATA 8,6,141,55,6,14 ,52	PE 4150	DATA 62,6,224,3,208, 150,96
FN 3090	DATA 24,6,189,8,6,20 1,0	FH 3500	DATA 6,24,14,55,6,14 4,3	BO 4160	DATA 162,0,189,112,6 ,24,105
OL 3100	DATA 208,10,169,1,15 7,24,6	CA 3510	DATA 238,52,6,200,19 2,3,208	OM 4170	DATA 1,232,157,112,6 ,224,8
EO 3110	DATA 169,29,141,2,21 0,32,174	CO 3520	DATA 239,173,54,6,24 ,109,55	DA 4180	DATA 208,245,174,62, 6,189,0
EO 3120	DATA 134,32,104,135, 238,62,6	LO 3530	DATA 6,144,3,238,51, 6,141	CE 4190	DATA 6,56,205,112,6, 144,108
LB 3130	DATA 173,62,6,201,3, 240,3	UL 3540	DATA 56,6,24,101,180 ,144,2	BM 4200	DATA 24,162,8,221,11 2,6,176
EL 3140	DATA 76,121,132,32,0 ,136,173	IF 3550	DATA 230,181,133,180 ,173,51,6	EL 4210	DATA 100,169,0,141,1 40,6,169
PH 3150	DATA 143,6,208,72,17 3,96,6	BP 3560	DATA 24,109,52,6,24, 101,181	PE 4220	DATA 128,141,72,6,17 4,62,6
CH 3160	DATA 201,159,240,6,2 06,96,6	GC 3570	DATA 133,181,96,174, 62,6,160	OP 4230	DATA 189,0,6,174,140 ,6,221
CP 3170	DATA 76,126,134,169, 8,141,6	NP 3580	DATA 0,189,80,6,17,1 80,93	CH 4240	DATA 112,6,208,3,76, 184,136
JB 3180	DATA 210,169,217,141 ,96,6,173	GI 3590	DATA 80,6,145,180,20 0,189,88	NA 4250	DATA 238,140,6,78,72 ,6,76
CB 3190	DATA 97,6,201,208,24 0,6,206	NO 3600	DATA 6,17,180,93,88, 6,145	DK 4260	DATA 158,136,174,62, 6,189,8
BF 3200	DATA 97,6,76,126,134 ,169,217	CI 3610	DATA 180,160,40,189, 80,6,17	GM 4270	DATA 6,41,248,168,17 7,184,45
PJ 3210	DATA 141,97,6,173,98 ,6,201	FF 3620	DATA 180,93,80,6,145 ,180,200	AA 4280	DATA 72,6,240,48,189 ,124,6
PL 3220	DATA 208,240,6,206,9 8,6,76	BD 3630	DATA 189,88,6,17,180 ,93,88	PH 4290	DATA 208,43,189,32,6 ,141,2
IO 3230	DATA 126,134,169,213 ,141,98,6	AE 3640	DATA 6,145,180,96,18 9,32,6	FO 4300	DATA 210,177,184,77, 72,6,162
CH 3240	DATA 173,99,6,201,20 8,240,6	AF 3650	DATA 157,80,6,157,88 ,6,160	EK 4310	DATA 0,145,184,200,2 32,224,8
BK 3250	DATA 206,99,6,76,126 ,134,169	LP 3660	DATA 0,204,59,6,240, 10,94	GG 4320	DATA 208,248,174,62, 6,189,16
DM 3260	DATA 32,162,0,157,12 4,6,232	JK 3670	DATA 80,6,94,80,6,20 0,76	JH 4330	DATA 6,73,1,157,16,6 ,169
FJ 3270	DATA 157,124,6,232,1 57,124,6	CI 3680	DATA 115,135,160,4,2 04,59,6	OP 4340	DATA 40,157,124,6,32 ,4,137
FO 3280	DATA 169,128,141,143 ,6,169,0	NH 3690	DATA 240,10,30,88,6, 30,88	PD 4350	DATA 32,0,130,174,62 ,6,189
DM 3290	DATA 141,1,210,141,3 ,210,141	BP 3700	DATA 6,136,76,132,13 5,160,0	OI 4360	DATA 124,6,240,3,222 ,124,6
		GB 3710	DATA 189,80,6,17,180		

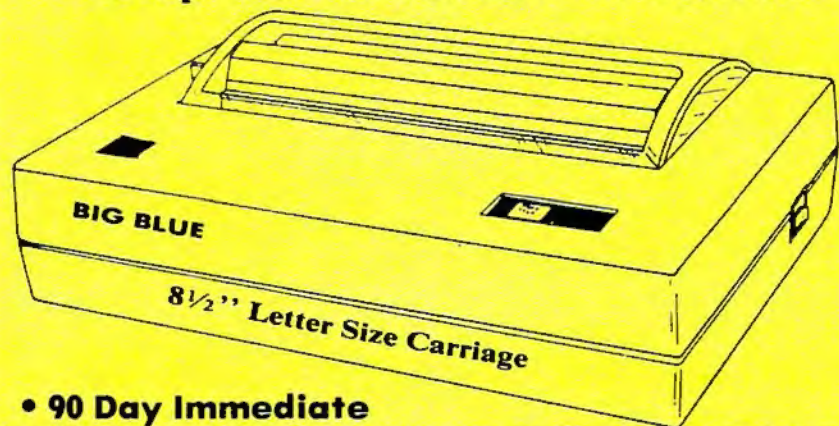
Famous National Brand

Commodore® • Atari® • Apple® • IBM®

**We Like this Printer so much
We Bought Out the Factory.**

80 Column Printer Sale

• Word Processing • Program Listings • Graphics • Quiet Operation • Upper and Lower case • All points addressable Graphics • Underline • Enhanced • Much much More



Super Print Quality

This printer was made by Canon® for one of the largest computer manufacturers in the world. The Big Blue printer comes ready to hook up to the serial port of the IBM® PC jr. Plus with low cost adapter cables you can connect the Big Blue printer to the IBM® PC, IBM® XT, IBM® AT, IBM Compatibles, Apple® II, IIe, IIc, Apple Compatibles, Commodore® 64, 128, Atari®, plus many more. (Also VIC 20)

• 90 Day Immediate Replacement Warranty • 15 Day Free Trial-Satisfaction or Money Back

Now you can have a full fledged 8½" letter size 80 column printer for less than the cost of a large box of paper. This printer uses advanced thermal technology to print upper and lower case (with true lower descenders), underline, enhanced, all points addressable graphics (works with Printshop) plus More. Print out pictures, program listings, wordprocessing pages, graphics and more. Perfect for the homeowner or student and definitely affordable. Fantastic Printer at an unbeatable price. List \$199.00 Sale \$39.95

Paper (2 Rolls) List \$19.95 Sale \$9.95

Intelligent Commodore Interface— Allows you to connect the Big Blue printer to the printer port of the Commodore 64 and 128 computer. Print Commodore graphics, use Printshop, Word processors and more... List \$49.95 Sale \$24.95

Intelligent Atari Interface— Allows you to connect the Big Blue printer to Atari computers (except 1200). Print Atari graphics, Printshop, word processors, and more... List \$49.95 Sale \$24.95

IBM® PC, AT, XT, PC Jr. Apple® RS-232 Adapter— Adapts the Big Blue printer to be used with any RS-232 port. List \$19.95 Sale \$9.95

Apple II, II plus, IIc, IIe, Atari 520 ST, Laser 128, Amiga interface— List \$24.95 Sale \$12.95

IBM, Apple, Canon, Commodore, Atari are trademarks of International Business Machines, Apple Computer, Canon Inc, Commodore Business Machines, Atari Inc. Respectively.

Add \$10.00 for shipping, handling, and insurance. Illinois residents please add 6¼% sales tax. Add 20.00 for CANADA, PUERTO RICO, HAWAII, ALASKA, APO-FPO orders. All orders must be in U.S. Dollars. WE DO NOT EXPORT TO OTHER COUNTRIES EXCEPT CANADA. Enclose Cashier Check, Money Order or Personal Check. Allow 14 days for delivery, 2 to 7 days for phone orders, 1 day express mail. Prices & Availability subject to change without notice.

VISA — MASTER CARD — C.O.D. C.O.D. on phone orders only.

PROTECTO

We Love Our Customers

22292 N. Pepper Rd., Barrington, Illinois 60010

312/382-5244 to order

COMPUTE!'s All New Apple Applications Special

COMPUTE!'s latest *Apple Applications Special* features in-depth articles and interviews, all the inside news about Apple, clearly written tutorials, software buyer's guides, new product information, and valuable ready-to-type-in programs for all Apple users.



Apple owners find these special Apple Issues the most understandable, complete, and valuable resources available today.

PLUS

All the programs in *COMPUTE!'s Apple Applications Special* are also available on a timesaving disk, ready to run on your Apple II, II+, IIe, and IIc. The *Disk* costs only \$12.95 (plus \$2.00 shipping and handling) and gives you immediate access to all the great programs in this special issue.

Look for the Fall/Winter 1986 issue of *COMPUTE!'s Apple Applications Special* on sale where you buy other COMPUTE! publications, or order directly from COMPUTE!. This special issue goes on sale October 7, 1986.

Send in the attached order card or call toll free 800-346-6767 (in NY call 212-887-8525).

Features

The Latest At Apple

An inside look at the newest products from Apple. Impressive hardware, sophisticated software.

Interview: William Mensch

A fascinating talk with the designer of the chips inside the millions of Apple computers. What we can expect in the coming years.

Business Applications

Mastering The Macintosh

Power software for the Macintosh takes Apple's innovative computer to new heights. Complete tutorial and application ideas.

New On The Wire

Telecommunications keeps exploding—witness the new information services, new software, and powerhouse 2400 baud modems. Our telecommunications specialists look at all this and more.

At School

Experts At The Table

A panel of well-known software developers, educators, and computerists explain where educational computing has been, where it's going, and why.

The Story Machine

Children of all ages can write, read, and print stories up to 20 pages long with this easy-to-use word processor for all Apple II computers.

Solarpix

Educational software that entertains, this tour of the solar system is a dazzling display of the Apple's graphics power.

Hi-Res Poster Printer

Print hi-res drawings in poster size for banners, signs, and business presentations. Two sizes and a simple-to-use menu make it a snap.

At Home

Your Graphics Primer

Tips, techniques, and more show how to create impressive graphics on the Apple II.

Power Sketch

This hi-res sketching program for the Apple II puts paint, draw, fill, air brush, and other tools in every artist's hands. Save and load screens to disk.

High Rise

This unique game of elevators and an out-of-control robot is written entirely in machine language. Easily one of the best Apple arcade-style games we've ever published.

DOS Adjust

Customize DOS 3.3 with this comprehensive program that's easy to use: no programming knowledge required.

Apple User Groups

A complete list of all Apple user groups.

And much more

Including reviews, buyer's guides, new products, and useful programs.

COMPUTE! Publications, Inc. 

Part of ABC Consumer Magazines, Inc.
One of the ABC Publishing Companies
825 7th Avenue, 6th Floor, New York, NY 10019

Publishers of COMPUTE!, COMPUTE!'s Gazette, COMPUTE!'s Gazette Disk, COMPUTE! Books, and COMPUTE!'s Apple Applications

00 4370 DATA 96,173,73,6,240
 ,81,206
 PH 4380 DATA 73,6,189,32,6,2
 01,240
 JC 4390 DATA 240,71,169,0,13
 3,186,165
 NC 4400 DATA 106,56,233,16,1
 33,187,169
 CG 4410 DATA 16,141,74,6,169
 ,25,141
 PF 4420 DATA 75,6,189,32,6,2
 01,160
 CM 4430 DATA 208,15,169,80,1
 41,74,6
 DH 4440 DATA 169,89,141,75,6
 ,160,18
 BK 4450 DATA 76,64,137,160,4
 ,177,186
 AC 4460 DATA 205,75,6,208,9,
 173,74
 BM 4470 DATA 6,145,186,136,7
 6,64,137
 JB 4480 DATA 177,186,24,105,
 1,145,186
 BK 4490 DATA 76,4,137,96
 00 4800 DATA 72,138,72,169,5
 6,162,15
 KK 4810 DATA 141,10,212,141,
 26,208,142
 IK 4820 DATA 25,208,142,21,2
 08,169,32
 BF 4830 DATA 141,0,2,104,170
 ,104,64
 FF 4840 DATA 0,0,0,0,72,169,
 136
 LH 4850 DATA 141,10,212,141,
 26,208,169
 OP 4860 DATA 0,141,0,2,104,6
 4

0911:20 D0 60 A9 00 8D 20 D0 55
 0919:60 A6 06 BD 27 D0 29 0F 7F
 0921:C9 03 F0 19 AA AC B8 0F 11
 0929:B9 4E 0F 18 7D B4 0F 9D 89
 0931:B4 0F BD B6 0F 69 00 9D 40
 0939:B6 0F 20 3F 0F 60 A0 07 74
 0941:AE B5 0F AD B7 0F 20 56 65
 0949:09 A0 22 AE B4 0F AD B6 2B
 0951:0F 20 56 09 60 8C B9 0F 06
 0959:86 FB 85 FC A2 08 A0 FF A4
 0961:C8 A5 FB 48 38 FD 91 09 2A
 0969:85 FB A5 FC 48 FD 92 09 2A
 0971:85 FC 90 05 68 68 4C 61 C6
 0979:09 68 85 FC 68 85 FB 98 94
 0981:09 B0 AC B9 0F 99 00 04 58
 0989:EE B9 0F CA CA 10 CF 60 A6
 0991:01 00 0A 00 64 00 E8 03 5D
 0999:10 27 A2 04 86 06 BD DF B9
 09A1:02 38 E9 2A 29 F8 48 85 E5
 09A9:FB A9 00 85 FC 06 FB 26 9A
 09B1:FC 06 FB 26 FC 68 18 65 C4
 09B9:FB 85 FB A5 FC 69 00 85 18
 09C1:FC BD D7 02 85 FE BD CF 50
 09C9:02 85 FD A0 03 46 FE 66 9D
 09D1:FD 88 D0 F9 A5 FD 38 E9 3E
 09D9:02 85 FD A5 FE E9 00 85 8D
 09E1:FE A5 FB 18 65 FD 85 FB 08
 09E9:A5 FC 65 FE 85 FC A5 FC 13
 09F1:18 69 D8 85 FC A0 00 B1 F9
 09F9:FB 29 0F A2 03 CA 30 68 6C
 0A01:DD 40 0F D0 F8 8E B8 0F 85
 0A09:A5 FC 38 E9 D4 85 FC B1 3D
 0A11:FB A2 03 CA 30 52 DD 45 A4
 0A19:0F D0 F8 8A 0A A8 A6 06 F6
 0A21:A5 FD 38 E9 0B 4A 4A DD 21
 0A29:96 0F F0 3C 9D 96 0F BD 51
 0A31:BF 02 10 01 C8 B9 48 0F 84
 0A39:A0 00 91 FB 20 74 0A C9 40
 0A41:20 D0 1A A5 FD 38 E9 0B E6
 0A49:4A 4A AA FE AA 0F BD AA 12
 0A51:0F C9 2E D0 08 A9 00 9D B6
 0A59:AA 0F 20 9C 0C 20 1A 09 72
 0A61:A6 06 20 65 0C 4C 6B 0A 17
 0A69:A6 06 CA 00 01 F0 03 4C D7
 0A71:9D 09 60 48 8A 38 E9 02 32
 0A79:A8 B9 B8 0A A8 A9 1E 99 C9
 0A81:01 D4 A9 11 99 05 D4 A9 C5
 0A89:80 99 04 D4 A9 81 99 04 C5
 0A91:D4 68 60 48 8A 38 E9 02 9C
 0A99:A8 B9 B8 0A A8 68 0A 0A 2D
 0AA1:0A 18 69 0A 99 01 D4 A9 B2
 0AA9:13 99 05 D4 A9 20 99 04 A0
 0AB1:D4 A9 21 99 04 D4 60 00 8C
 0AB9:07 0E A9 00 A0 17 99 00 9E
 0AC1:D4 88 10 FA A9 0F 8D 18 D0
 0AC9:D4 A9 FF 8D 0F D4 A9 80 2B
 0AD1:8D 12 D4 A9 14 8D FD 02 3B
 0AD9:8D FE 02 A9 00 85 A2 A0 4B
 0AE1:04 99 AA 0F 99 B4 0F 88 EA
 0AE9:10 F7 A0 02 A2 4B AD 1B F0
 0AF1:D4 10 02 A2 B4 8A 99 C1 A3
 0AF9:02 A9 06 99 98 0F 88 10 F5
 0B01:EB 60 BD D7 02 D0 17 BD 99
 0B09:CF 02 C9 0A D0 26 A9 14 E7
 0B11:9D 96 0F A9 4D 9D CF 02 9A
 0B19:A9 01 9D D7 02 60 BD CF 52
 0B21:02 C9 4E D0 0F A9 14 9D 66
 0B29:96 0F A9 0B 9D CF 02 A9 0E
 0B31:00 9D D7 02 60 BD D7 02 75
 0B39:D0 2E BD BF 02 10 28 BD 55
 0B41:CF 02 C9 1B F0 04 C9 45 1B
 0B49:D0 1D AD DF 02 38 FD DF 8F
 0B51:02 C9 F5 B0 04 C9 0F B0 BA
 0B59:0E 20 9C 0B A9 01 9D 27 76
 0B61:D0 20 94 0A 4C 93 B0 60 42
 0B69:BD BF 02 30 FA BD CF 02 02
 0B71:C9 3D F0 04 C9 13 D0 EF 46
 0B79:AD E0 02 38 FD DF 02 C9 9F
 0B81:FD B0 04 C9 0F B0 E0 20 F8
 0B89:9C B0 A9 00 9D 27 D0 20 31
 0B91:94 0A A9 14 9D 96 0F 20 70
 0B99:65 0C 60 C9 00 D0 0B AD 15
 0BA1:04 DC 10 04 A9 FF D0 02 24

0BA9:A9 01 20 AB 0E 08 10 03 47
 0BB1:20 AB 0E 0A 0A 18 69 0A B2
 0BB9:28 10 03 20 AB 0E 9D C7 E2
 0BC1:02 60 A2 04 20 03 0B 20 C8
 0BC9:17 0C 20 45 0C C9 31 F0 A1
 0BD1:04 C9 E5 D0 03 20 83 0C D1
 0BD9:BD BF 02 10 0E BD CF 02 09
 0BE1:C9 14 D0 26 BD D7 02 D0 80
 0BE9:21 F0 0C BD CF 02 C9 44 88
 0BF1:D0 18 BD D7 02 F0 13 BD 63
 0BF9:DF 02 C9 57 90 04 C9 BE 16
 0C01:90 08 A9 14 9D 96 0F 20 5F
 0C09:65 0C 20 36 0B CA E0 01 84
 0C11:F0 03 4C C5 0B 60 A0 00 63
 0C19:BD BF 02 10 02 AD FF 8C 60
 0C21:F8 02 8C F9 02 BD EF 02 50
 0C29:18 7D BF 02 9D EF 02 BD 33
 0C31:CF 02 6D F8 02 9D CF 02 17
 0C39:BD D7 02 29 01 FD 02 AC
 0C41:9D D7 02 60 A0 00 BD C7 AC
 0C49:02 10 02 A0 FF 8C FA 02 DA
 0C51:BD E7 02 18 7D C7 02 9D B0
 0C59:E7 02 BD DF 02 6D FA 02 59
 0C61:9D DF 02 60 BD BF 02 20 97
 0C69:AB 0E 9D BF 02 BD CF 02 33
 0C71:85 0E 20 17 0C BD CF 02 3C
 0C79:C5 06 F0 F6 20 17 0C 4C 45
 0C81:17 0C BD C7 02 20 AB 0E 52
 0C89:9D C7 02 BD DF 02 85 06 96
 0C91:20 45 0C BD DF 02 C5 06 01
 0C99:9F F6 60 8A 48 A9 33 85 71
 0CA1:F0 A9 33 85 FE A9 04 85 05
 0CA9:FC A9 D8 85 FE 8A 0A 5E
 0CB1:A8 BD 40 0F 85 F9 A2 16 F5
 0CB9:A9 A0 91 FB C8 91 FB 88 CD
 0CC1:A5 F9 91 FD C8 91 FD 88 4E
 0CC9:A5 FB 18 69 28 85 FB A5 42
 0CD1:FC 69 00 85 FC A5 FD 18 AD
 0CD9:69 28 85 FD A5 FE 69 00 3D
 0CE1:85 FE CA 10 D3 68 AA 60 CC
 0CE9:A5 F7 F0 26 A2 01 BD 00 E7
 0CF1:DC 4A B0 0D BD DF 02 C9 2D
 0CF9:3B F0 13 DE DF 02 4C 0F EA
 0D01:0D 4A B0 0A BD DF 02 C9 26
 0D09:DC F0 03 FE DF 02 CA 10 CA
 0D11:DD 60 78 AD 02 DC 48 A9 D9
 0D19:C0 8D 02 DC A9 80 8D 00 6F
 0D21:0C A0 80 EA 88 D0 FC A2 B4
 0D29:01 BD 19 D4 C9 3B 00 04 44
 0D31:A9 3B D0 06 C9 DC 90 02 4E
 0D39:A9 DC 48 8A 0A 0A 18 B5
 0D41:69 BD 85 FB A9 0F 69 00 4C
 0D49:85 FC BD BB 0F A8 68 91 56
 0D51:FB C0 07 D0 07 A9 00 9D 04
 0D59:BB 0F F0 03 FE BB 0F A9 12
 0D61:00 85 FD 85 FE A0 07 A5 23
 0D69:FD 18 71 FB 85 FD A5 FE E4
 0D71:69 00 85 FE 88 10 F0 A5 EC
 0D79:FD 46 FE 6A 46 FE 6A 46 F3
 0D81:FE 6A 9D DF 02 CA 10 A1 64
 0D89:68 8D 02 DC 58 60 A9 01 E1
 0D91:8D 19 D0 A2 0E A0 07 A9 A7
 0D99:00 85 02 B9 CF 02 9D 00 B2
 0DA1:D0 B9 DF 02 9D 01 D0 B9 FA
 0DA9:D7 02 4A 26 02 CA 88 35
 0DB1:10 E9 A5 02 8D 10 D0 A9 1B
 0DB9:FA 8D 12 D0 AD 0D DC 29 88
 0DC1:01 F0 03 4C 3D EA 4C BC 48
 0DC9:FE A9 7F 8D 01 DC A9 8F 55
 0DD1:8D 14 03 A9 0D 8D 15 03 7E
 0DD9:A9 1B D0 11 D0 A9 81 8D 10
 0DE1:1A D0 60 A0 7F B9 B1 0E A7
 0DE9:99 40 03 88 10 F7 A9 0E 8B
 0DF1:8D F8 07 8D F9 07 A9 0D 17
 0DF9:A0 02 99 FA 07 88 10 FA 3D
 0E01:A9 1F 8D 15 D0 A9 03 8D 7D
 0E09:1D D0 A2 02 A9 32 9D C9 77
 0E11:02 CA 10 F8 60 A0 04 B9 B9
 0E19:31 0F 99 CF 02 B9 36 0F 34
 0E21:99 D7 02 B9 3B 0F 99 DF 05
 0E29:02 B9 34 0E 99 27 D0 88 AF
 0E31:10 E9 60 01 00 03 03 03 FF
 0E39:A9 93 20 D2 FF A9 0B 8D 8A

**Program 2: Commodore 64
Prisonball**

*Version by Kevin Mykytyn, Editorial
Programmer*

Please refer to the "MLX" article in this issue
before entering the following listing.

0801:FF FF 0A 00 9E 32 30 36 A6
 0809:31 00 00 00 A9 00 8D BA D4
 0811:0F 20 E4 0D 20 BB 0A 20 42
 0819:CA 0D 20 16 0E 20 39 0E A8
 0821:20 3F 09 AD BA 0F D0 08 C8
 0829:A9 01 8D BA 0F 4C 65 08 28
 0831:CE FD 02 D0 0C AD FE 02 8C
 0839:8D FD 02 20 E9 0C 20 BE 50
 0841:08 CE FB 02 D0 0C AD FC B7
 0849:02 8D FB 02 20 C3 0B 20 A3
 0851:9B 09 20 E1 FF D0 D9 AD 38
 0859:00 DC 2D 01 DC 29 10 D0 D2
 0861:F6 4C 31 08 AD 00 DC 2D FA
 0869:01 DC 29 1F C9 1F D0 F4 A9
 0871:A9 B0 8D 14 04 8D 16 04 FB
 0879:8D 17 04 A9 03 8D 15 D0 7A
 0881:A2 18 A0 0C 18 20 F0 FF E0
 0889:A9 7F A0 0F 20 1E AB 78 9C
 0891:A9 00 85 C6 AD 00 DC 2D E7
 0899:01 DC 29 10 F0 0B AD 00 96
 08A1:DC C9 7F F0 EF A9 00 F0 A8
 08A9:02 A9 01 85 F7 0A 0A 0A 03
 08B1:18 69 08 8D FB 02 8D FC 02
 08B9:02 58 4C 12 08 A5 A2 C9 71
 08C1:3C D0 37 A9 F0 85 A2 AD AE
 08C9:17 04 C9 B0 F0 06 CE 17 FE
 08D1:04 4C FB 08 A9 B9 8D 17 5D
 08D9:04 AD 16 04 C9 B0 F0 06 53
 08E1:CE 16 04 4C FB 08 A9 B5 2D
 08E9:8D 16 04 AD 14 04 C9 B0 96
 08F1:D0 05 68 68 4C 65 08 CE 16
 08F9:14 04 AD 14 04 C9 B0 D0 85
 0901:12 AD 16 04 C9 B2 D0 0B 50
 0909:AD 17 04 C9 B0 D0 04 EE 94


```

0E41:21 D0 A9 00 8D 20 D0 A0 86
0E49:27 A9 A0 99 00 04 99 C0 15
0E51:07 A9 0F 99 00 D8 99 C0 2E
0E59:DB 88 10 ED A0 C8 A9 A0 82
0E61:99 00 04 99 27 04 99 F8 D9
0E69:06 99 1F 07 A9 0F 99 00 FF
0E71:D8 99 27 D8 99 F8 DA 99 D2
0E79:1F DB 98 38 E9 28 A8 C9 BD
0E81:D8 D0 DB A2 04 20 9C 0C C9
0E89:CA 10 FA A2 00 A0 01 18 35
0E91:20 F0 FF A9 51 A0 0F 20 DF
0E99:1E AB A2 18 A0 0F 18 20 17
0EA1:F0 FF A9 74 A0 0F 20 1E 52
0EA9:AB 60 49 FF 18 69 01 60 A5
0EB1:00 00 00 00 00 00 00 00 CD
0EB9:00 00 00 00 00 00 00 00 D5
0EC1:00 00 00 00 00 00 00 00 DD
0EC9:00 00 00 00 18 00 00 3C E2
0ED1:00 00 3C 00 00 18 00 00 D5
0ED9:00 00 00 00 00 00 00 00 F5
0EE1:00 00 00 00 00 00 00 00 FD
0EE9:00 00 00 00 00 00 00 7F 85
0EF1:C0 00 03 C0 00 03 C0 00 68
0EF9:03 C0 00 03 C0 00 03 C0 C4
0F01:00 03 C0 00 03 C0 00 03 16
0F09:C0 00 03 C0 00 03 C0 00 81
0F11:03 C0 00 03 C0 00 03 C0 DD
0F19:00 03 C0 00 03 C0 00 03 2E
0F21:C0 00 03 C0 00 03 C0 00 99
0F29:03 C0 00 03 C0 00 03 08 3D
0F31:21 1F 0C 0C 0C 00 01 00 4C
0F39:00 00 82 82 82 8C 96 0A 4D
0F41:03 0D 03 0A A0 E1 61 E1 56
0F49:61 20 20 20 20 0A 14 1E 95
0F51:9B 12 53 43 4F 52 45 20 CE
0F59:20 20 20 20 20 20 20 77
0F61:54 49 4D 45 20 33 3A 30 6C
0F69:30 20 20 20 20 53 43 4F D1
0F71:52 45 00 50 52 49 53 4F BC
0F79:4E 42 41 4C 4C 00 50 52 91
0F81:45 53 53 20 46 49 52 45 C4
0F89:42 55 54 54 4F 4E 00 00 A1

```

Program 3: Apple II Prisonball

Version by Tim Victor, Editorial
Programmer

Please refer to the "Apple MLX" article in this issue before entering the following listing.

START ADDRESS: 1000
END ADDRESS: 1647

```

1000: 20 31 14 20 58 14 A9 01 68
1008: 8D A7 16 A0 07 B9 78 04 B9
1010: 99 CE 16 A9 33 99 78 04 03
1018: 88 10 F2 A9 3C 8D D6 16 55
1020: A9 43 8D 0D 16 20 2A 13 01
1028: 20 9D 13 20 55 13 A9 00 6E
1030: 8D 67 15 20 54 15 20 2F FB
1038: 15 20 A2 14 A9 01 8D 67 54
1040: 15 20 54 15 20 2F 15 20 D6
1048: A2 14 A0 02 98 0A 69 26 D8
1050: 99 AB 16 20 8B 15 10 03 C0
1058: A9 06 2C A9 21 99 B1 16 D7
1060: A9 0E 99 B7 16 A9 0A 99 8C
1068: BA 16 A9 B8 99 C0 16 AD D5
1070: DD 12 99 C3 16 A9 00 99 64
1078: BA 16 99 AE 16 A9 3F 99 87
1080: BD 16 88 10 C7 A9 FF CD 30
1088: B0 C0 D0 FB A0 F6 A2 00 31
1090: E8 D0 FD C8 D0 FA AD A7 1B
1098: 16 D0 11 20 54 15 20 CF 23
10A0: 15 20 7B 15 AD A7 16 F0 3D
10A8: 03 20 E0 12 A9 33 CD B0 F5
10B0: C0 D0 FB 2C 51 C0 AD A7 38
10B8: 16 F0 1A 30 10 AD 61 C0 21
10C0: 0D 62 C0 10 08 A9 00 8D 8D
10C8: A7 16 4C 1B 10 A2 9C E8 AA
10D0: D0 FD 4C FE 10 A9 00 8D 07
10D8: AB 16 A9 43 8D 0D 16 20 29
10E0: E0 12 20 04 11 AD AB 16 A4
10E8: D0 09 20 D3 14 20 2F 15 89

```

```

10F0: 20 A2 14 20 FE 12 AD 67 51
10FB: 15 49 01 8D 67 15 A9 33 05
1100: CD B0 C0 D0 FB A2 9C E8 E6
1108: D0 FD 2C 50 C0 AD 00 C0 1A
1110: 10 16 29 83 C0 00 15 2C 10 75
1118: C0 AD A7 16 F0 02 10 08 14
1120: A9 FF 4D A7 16 8D A7 16 87
1128: 4C 96 10 2C 51 C0 A0 07 80
1130: B9 CE 16 99 78 04 88 10 34
1138: F7 8D 10 C0 20 58 FC 60 84
1140: A2 02 BC B1 16 BD C0 16 26
1148: 18 7D B4 16 9D B4 16 90 4A
1150: 01 C8 BD C0 16 10 01 88 64
1158: 98 9D B1 16 BC AB 16 8D 44
1160: C3 16 18 7D AE 16 9D AE 7C
1168: 16 90 01 C8 BD C3 16 10 9F
1170: 01 88 C0 01 D0 0B A0 02 53
1178: A9 00 38 FD C3 16 9D C3 CB
1180: 16 C0 30 D0 0B A0 2F A9 D3
1188: 00 38 FD C3 16 9D C3 16 79
1190: 98 9D AB 16 8E AE 16 BD 36
1198: AB 16 8D AA 16 BC B1 16 2F
11A0: 20 0B 14 AD A5 16 AE A6 7C
11A8: 16 C0 09 B0 5F C0 01 B0 E2
11B0: 1E C9 00 D0 0D A9 FF 9D 0E
11B8: BD 16 A9 01 9D B1 16 4C 80
11C0: C9 12 A9 FF 9D BD 16 A9 3B
11C8: 26 9D B1 16 4C D2 12 C9 98
11D0: 0F D0 36 BD C0 16 10 31 01
11D8: A9 40 8D 0D 16 FE B1 16 88
11E0: 38 BD AB 16 ED A9 16 A0 50
11E8: C0 03 D0 0A 20 8B 15 30 78
11F0: 03 A0 02 2C A0 04 B9 D9 22
11F8: 12 9D C3 16 A9 FF 9D BD AB
1200: 16 A9 0F 9D B7 16 4C C9 CD
1208: 12 4C D2 12 C0 1F 90 5F C6
1210: C0 27 90 1E C9 00 D0 0D 4F
1218: A9 FF 9D BD 16 A9 26 9D E1
1220: B1 16 4C 09 C9 12 A9 FF 9D 9D
1228: BD 16 A9 01 9D B1 16 4C 22
1230: D2 12 C9 00 D0 36 BD C0 17
1238: 16 30 31 A9 41 8D 00 16 A4
1240: DE B1 16 38 8D AB 16 ED 3D
1248: AA 16 AB C0 03 D0 0A 20 F7
1250: 8B 15 30 03 A0 02 2C A0 8B
1258: 04 B9 D9 12 9D C3 16 A9 1B
1260: FF 9D BD 16 A9 00 9D 87 45
1268: 16 4C 09 C9 12 4C D2 12 C9 A0
1270: 01 F0 0E C9 06 F0 07 C9 7B
1278: 0C D0 57 A9 02 2C A9 01 71
1280: 2C A9 00 8D CB 16 C0 14 4A
1288: 90 05 38 A9 FF 69 04 DD 5D
1290: BD 16 F0 3E 9D BD 16 20 48
1298: 95 15 AA A9 42 8D 0D 16 35
12A0: DE C6 16 F0 19 AE A6 16 9E
12A8: BD AB 16 8D A4 16 A9 0A 0D
12B0: 8D A5 16 BC B1 16 20 0E 9A
12B8: 13 AE A6 16 10 0B 20 5E 93
12C0: 13 A9 01 8D AB 16 AE A6 73
12C8: 16 38 A9 00 FD C0 16 9D F7
12D0: C0 16 CA 30 03 4C 42 11 16
12D8: 60 B0 D0 E8 00 18 30 50 13
12E0: A2 02 8E A6 16 BD AB 16 28
12E8: 8D AA 16 BD BA 16 8D A5 8A
12F0: 16 BC B1 16 20 E0 13 AE 40
12FB: A6 16 CA 10 E5 60 A2 00 46
1300: 8E A6 16 BD AB 16 8D A4 28
1308: 16 BC B1 16 20 0B 14 AE 04
1310: A6 16 AD A5 16 9D BA 16 D1
1318: BD B7 16 8D A5 16 20 0E 4D
1320: 13 AE A6 16 E8 E0 03 D0 53
1328: D7 06 2C 50 C0 2C 56 C0 01
1330: 2C 52 C0 A0 00 8C AA 16 84
1338: B9 44 16 85 EC B9 74 16 84
1340: 85 ED A9 AA A0 27 91 EC 36
1348: 88 10 FB AC A4 16 C8 C8 D8
1350: C0 30 90 E1 60 A2 04 20 C8
1358: 5E 13 CA 10 FA 60 A9 5C D5
1360: 9D C6 16 8D 93 13 AB 19 F8
1368: 48 14 8D 83 13 A0 2E 8C A5
1370: 8D 13 87 44 16 18 7D 8D 42
1378: 13 8D 07 13 B9 74 16 8D 07
1380: 88 13 A9 00 A0 01 99 FF 21
1388: FF 88 10 FA A0 00 88 88 21
1390: D0 DD 60 01 06 0C 06 01 20
1398: 08 0F 13 17 1B A0 00 8C C3

```

```

13A0: A5 16 A9 02 8D A4 16 A0 40
13AB: 00 20 E0 13 A0 27 20 E0 E6
13BB: 13 EE A4 16 AD A4 16 C9 08
13BB: A0 D0 EC A9 27 8D A4 16 9F
13CB: 00 00 20 E0 13 A0 27 20 D2
13CB: E0 13 EE A4 16 AD A4 16 13
13D0: C9 30 D0 EC A0 27 B9 1C 02
13D8: 16 99 00 04 88 10 F7 60 85
13E0: AE A4 16 BD 44 16 85 EC 98
13EB: BD 74 16 85 ED A9 01 2C 6A
13F0: A4 16 F0 0D B1 EC 29 0F 80
13FB: AE A5 16 1D 48 14 91 EC 17
1400: 60 B1 EC 29 F0 0D A5 16 12
1408: 91 EC 60 AE A4 16 BD 44 68
1410: 16 85 EC BD 74 16 85 ED 13
1418: A9 01 2C AA 16 F0 0A B1 5F
1420: EC 4A 4A 4A 4A 8D A5 16 29
1428: 60 B1 EC 29 0F 8D A5 16 2D
1430: 60 A2 00 8A 4A 20 47 F8 34
1438: A5 26 9D AA 16 A5 27 9D E7
1440: 74 16 E8 E0 30 90 EC 60 51
1448: 00 10 20 30 40 50 60 70 EF
1450: 80 90 A0 B0 C0 D0 E0 F0 F7
1458: A9 00 A0 00 99 00 40 99 50
1460: 00 41 99 00 42 99 00 43 C7
1468: C8 D0 F1 A9 80 8D 00 40 7C
1470: 8D 20 40 8D 00 41 8D 10 78
1478: 41 8D 20 41 8D 30 41 8D F9
1480: 00 42 8D 15 42 8D 2B 42 1D
1488: A0 00 B9 00 40 99 40 40 61
1490: B9 00 41 99 40 41 B9 00 D1
1498: 42 99 40 42 C8 C0 C0 D0 10
14A0: E9 60 AD 67 15 D0 16 A9 C3
14A8: 0F 8D A5 16 A0 01 AD A9 DF
14B0: 16 20 04 15 A0 04 AD A9 D7
14B8: 16 20 04 15 60 A9 00 8D FC
14C0: A5 16 A0 23 AD AA 16 20 EB
14C8: 04 15 A0 26 AD AA 16 20 13
14D0: 04 15 60 AD 67 15 D0 16 6E
14D8: A9 0A 8D A5 16 AD A9 16 35
14E0: A0 01 20 04 15 A0 04 AD BE
14E8: A9 16 20 04 15 60 A9 0A 37
14F0: 8D A5 16 AD AA 16 A0 23 FB
14FB: 20 04 15 A0 26 AD AA 16 32
1500: 20 04 15 60 8D A4 16 20 2F
1508: E0 13 EE A4 16 20 E0 13 95
1510: EE A4 16 20 E0 13 EE A4 75
1518: 16 20 E0 13 EE A4 16 20 FB
1520: E0 13 EE A4 16 20 E0 13 AD
1528: EE A4 16 20 E0 13 60 AD 79
1530: 67 15 D0 10 AD CC 16 18 53
1538: 69 02 C9 29 90 02 A9 29 6C
1540: 8D A9 16 60 AD CD 16 18 4D
1548: 69 02 C9 29 90 02 A9 29 7C
1550: 8D AA 16 60 AD 70 C0 A2 08
1558: 0A CA D0 FD 24 FF 8E CC 3F
1560: 16 8E CD 16 A0 2E A2 FF 57
1568: BD 64 C0 10 0A FE CC 16 9F
1570: 20 08 16 88 D0 F0 60 A9 C6
1578: FF 30 F5 A0 B0 A2 02 CA 56
1580: D0 FD 24 FF 20 08 16 88 EC
1588: D0 FA 60 A5 4E 0A 0A 37 27
1590: 65 4E 85 4E 60 48 BD 87 ED
1598: 16 F0 06 C9 0F F0 05 68 16
15A0: 60 A2 25 2C A2 0A FE 00 46
15A8: 04 CE CB 16 10 FB BD 00 43
15B0: 04 C9 BA 90 15 E9 0A 9D B1
15B8: 00 04 CA E0 06 F0 0B E0 36
15C0: 21 F0 07 A9 00 8D CB 16 17
15C8: F0 DC AE A6 16 68 60 CE C4
15D0: D6 16 F0 01 60 A9 3C 8D C9
15D8: D6 16 AE 17 04 CA E0 B0 F8
15E0: B0 12 AE 16 04 CA E0 B0 DC
15E8: B0 05 CE 14 04 A2 B5 8E 6C
15F0: 16 04 A2 B9 8E 17 04 BA 7A
15FB: 0D 16 04 0D 14 04 29 0F 92
1600: D0 05 A9 01 8D A7 16 60 B2
1608: EE 0C 16 2C FF FF 30 03 97
1610: EA 10 03 AD 30 C0 A2 03 BD
1618: CA D0 FD 60 A0 D3 C3 CF 4F
1620: D2 C5 A0 B0 B0 B0 B0 B0 A0
1628: A0 A0 A0 D4 C9 CD C5 A0 DF
1630: B3 BA B0 B0 A0 A0 A0 A0 6F
1638: D3 C3 CF D2 C5 A0 B0 B0 29
1640: B0 B0 B0 A0 A0 A0 A0 A0 7A

```


Lumpies Of Lotus IV

John and Jeff Klein



This whimsical game casts you in the role of a spy on a hostile planet and features a realistic, three-dimensional maze. It runs on the IBM PCjr with cartridge BASIC, or on the PC with BASICA and color/graphics adapter.

When "Lumpies Of Lotus IV" begins, intergalactic trade ships have been hijacked near the planet Lotus IV, and economic crisis threatens the galaxy. Lotus IV is inhabited by Lumpies—a primitive, but cunning tribe of creatures who live underground. Although their technology is crude, the Lumpies are famous for their ability to put almost anything to use as a weapon. You have been dispatched to spy on the Lumpies and discover whether they are indeed hijacking cargo ships. If the Lumpies have taken prisoners from the crews of the missing ships, you must free the captives as well.

During your approach to Lotus IV, a severe atmospheric storm sends your spacecraft plummeting to the planet's surface. When your mind clears after the accident, you find yourself wandering in a warren of underground caves, without any weapons or communications gear. Your only hope for survival is to

find the Lumpies' communications center so you can summon a rescue team from home—freeing any prisoners you find on the way. The more prisoners you rescue, the greater your reward will be after returning to your home planet.

3-D Adventure

Type in the game and save a copy before you run it. The screen displays two different views of your adventure at all times. The right side of the screen displays a map of the current level of the Lumpies' extensive system of caverns. The map shows only the rooms that you have already visited. The arrow on the map shows your present location and which direction you are facing. The left side of the screen gives you a three-dimensional view of what's in front of you.

The game is played entirely with keyboard controls. To move or change direction, press the appropriate cursor key. The cursor-left and -right keys move you left and right, respectively. The cursor-up key moves you forward (in the direction you're facing), and the cursor-down key reverses your direction 180 degrees. The W key toggles the 3-D window off and on. The X key toggles the two-dimensional map display off and on. To

check your current status, press the S key. At other points in the game (fights, for instance) the program prompts you with additional choices.

You start with a strength rating of 20 and no weapons in your possession. Your strength decreases by a factor of 1 whenever a Lumpie hits you during a fight. Your strength is replenished whenever you enter a cave containing food. Don't let your strength dwindle to 0—if that happens, your mission ends immediately.

Unearthly Contests

In the peculiar world of Lotus IV, even seemingly innocuous objects such as wrenches and yo-yos can be used in a fight. Each object's power is rated on a scale of 1 to 9, and the power rating is more important than the object's description. For instance, a yo-yo with a power of 4 is more effective than a wrench with a power of 1.

To obtain a weapon, you must defeat the Lumpie who wields it. In these contests, the one holding the higher-powered object has the best chance for victory. Randomness plays a key part in these struggles, however. Since any weapon may break on occasion, don't be too foolhardy. You can always choose to flee the scene rather than start a

fight or continue one that's going badly. If you flee from a fight, the Lumpie regains his original vigor and remains in the same location. When you defeat a Lumpie, the creature surrenders its weapon to you and disappears in humiliation, never to return to the caves.

Prisoners are found at various locations within the underground maze; they are freed automatically when you encounter them. Certain caves also contain ladders which allow you to move between the first and second levels. To complete the game, you must find the communications room and call home for rescue. You can free additional prisoners after calling the home planet, but you won't win until you return to home base. You do this by checking your current status and answering yes when the program asks whether you want to go home.

It takes considerable skill (and a certain amount of luck) to complete the game successfully. If you and a Lumpie engage in a struggle with objects of equal power, the outcome is unpredictable. The map layout remains much the same each time you play, however, so with practice you'll learn the best route to victory.

Design Your Own Maze

Lumpies of Lotis IV is designed to offer a reasonable challenge to most players. With a few changes, you can alter the level of difficulty to make it easier for younger players to solve, or increase the challenge for anyone who has mastered the usual game. In addition to rearranging the rooms and objects on the existing levels, you can add entirely new levels of your own.

The DATA statements at the end of the program contain all the information for the maze. Each level is 22 squares long and 20 squares wide; the information for that level is represented by 22 DATA statements, each of which contains 20 numbers from the range 0-8. Here's an explanation of what each number means:

- 0 wall
- 1 empty corridor
- 2 door
- 3 not used
- 4 ladder
- 5 Lumpie
- 6 food

- 7 prisoner
- 8 communications room

The first five numbers in this list are easy to understand. Whenever a 0 appears in the DATA statements, the program creates a wall in the maze. The value 1 signifies an open corridor, and 2 stands for a door. The value 3 is not used; 4 creates a ladder.

The value 5 indicates an 85-percent chance that a Lumpie will appear in that section of the maze. Where the value 6 appears, the program determines randomly how much food to place in that cave. A prisoner is indicated by the value 7. The number 8 stands for the communications room. To keep the original character of the game, you should not include more than one communications room. (Note that it's impossible to travel through the communications room. If you change this room's location, make sure that it's placed at the end of a corridor.)

When customizing the program, make sure that the entry to the first level is not a wall (this is the sixth number in the first DATA statement). For a game of average difficulty, the number of Lumpies (5) and the amount of food (6) should proportionally be about equal on each level. This pattern gives the player a fair chance of surviving long enough to complete the game. To change the game's difficulty, simply alter the balance between Lumpies and food. The more Lumpies you find in relation to food, the more difficult the game, and vice versa. Note that these factors aren't absolute: After it reads the DATA statements, the program adds a few random Lumpies to the maze.

As written, the game includes two complete levels. To create a third level, you must add 22 DATA statements at the end of the program and change the variable LEVELS in line 90 from 2 to 3. The arrangement of numbers in the DATA statements corresponds exactly to the two-dimensional map displayed on the right part of the screen. If you're not sure how this works, run the program and draw a map of the entire first level; then compare this map to the DATA statements in lines 2010-2220.



In "Lumpies of Lotis IV," the computer always displays two views of your progress through a complex underground maze. In this screen, a Lumpie impedes your progress temporarily.

Lumpies Of Lotis IV

For instructions on entering this listing, please refer to "COMPUTE!'s Guide to Typing In Programs" in this issue of COMPUTE!.

```

DJ 10 D1$(0)="C1BM2,43M+10,+3D62
BH3P1,1":D1$(1)="C1BM2,43M
+10,+3ND62BL10P0,1C1R10D62
L10BE3P3,1":D2$(0)="C1BM15
6,43M-10,+3D62BE3P1,1":D2$(
1)="C1BM156,43M-10,+3ND62
BR10P0,1C1L10D62R10BH3P3,1
"
OH 20 D5$(1)="C1BM74,60D17M-5,+1
BU3P0,1":D4$(1)="C1BM41,89
U34M+8,+2D26LBBFP0,1":D6$(
1)="C1BM117,89U34M-8,+2D26
RBBGP0,1":D5$(0)="C1BM69,9
SU40R20D40BH2P1,1":D4$(0)=
LEFT$(D4$(1),21)+"BH2P1,1"
AB 30 D6$(0)=LEFT$(D6$(1),22)+"B
E2P1,1":D9$(1)="C1BM74,77U
17R10D17BH2P0,1":D8$(1)="C
1BM34,77U17R10D17BH2P0,1":
D10$(1)="C1BM114,77U17R10D
17BH2P0,1":D9$(0)=LEFT$(D9
$(1),22)+"1,1":D8$(0)=LEFT
$(D8$(1),22)+"1,1":D10$(0)
=LEFT$(D10$(1),23)+"1,1"
NJ 40 W$(1)="C2D5R3D15L7U15R3BD2
P0,2C2U7D20RU15":W$(2)="C2
BH5E2H2DF2G4H2UF2E1F10G1F2
DH2E4F2UH2G2H10DF10":W$(3)
="C2U4L10DR6D3R4":W$(4)="C
2BF10H6E2H6E2H6E2H6ND4NR4"
:W$(5)="C2D15LGD2FR2EU2HL"
:W$(6)="C2BU3NU6L4U6DR3BGP
0,2":W$(7)="C2BU3L3H2U3E2R
NU3R2F2D3G2BUP0,2
CN 50 KEY OFF:DEF SEG=0:POKE 104
7,PEEK(1047) OR 64:SCREEN
1,0:CLS:RANDOMIZE TIMER:CO
LOR ,0
IL 60 FOR A=1 TO 50:W=RND*7+1:X=
RND*290+10:Y=RND*150+20:DR
AW "C3BM=X,;=Y; XW$(W);":N
EXT A
OF 70 LOCATE 5,11:PRINT "Lumpies
of Lotis IV":LOCATE 18,12
:PRINT "one moment please"
CE 80 DEF FNZ(PL)=INT(ABS(Z(X+XP
(PL,DIR),Y+YP(PL,DIR),LEV)
)):DEF FNZ1(PL)=ABS(Z(X+XP
(PL,DIR),Y+YP(PL,DIR),LEV)
)
BN 90 LEVELS=2: ' This sets the
number of levels
NI 100 DIM Z(42,25,LEVELS),XP(10
,4),YP(10,4)

```



```

LJ 110 YS=20:YWP=0:YWPW=0:DIR=3:
LEV=1:TOGW=1:TOGX=1:HOME=
0
PO 120 FOR A=1 TO 4:READ DR(A):N
EXT A:FOR A=1 TO 4:FOR B=
1 TO 10:READ XP(B,A):NEXT
B,A:FOR A=1 TO 4:FOR B=1
TO 10:READ YP(B,A):NEXT
B,A
CC 130 FOR A=0 TO 7:READ WP(A):
NEXT A:FOR A=1 TO 4:READ
COMM(A):NEXT A:FOR C=1 T
O LEVELS:FOR A=2 TO 23:RE
AD A$:FOR B=21 TO 40:Z(B,
A,C)=VAL(MID$(A$,B-20,1))
:IF Z(B,A,C)=1 AND RND<.0
23 THEN Z(B,A,C)=5
GP 140 NEXT B,A,C
JK 150 CLS:LOCATE 2,26:PRINT CHR
$(25):LINE (0,0)-(158,128
),1,B:LINE (1,1)-(157,127
),1,B:LOCATE 1,28:PRINT "
Level 1":DEF SEG:POKE &H4
E,1:LOCATE 24,25:PRINT "2
0 Strength":POKE &H4E,3:
LOCATE 25,27:PRINT "#0 No
ne=";
DA 160 X=26:Y=2:GOTO 410
PB 170 XO=X:YO=Y
EJ 180 X=XO:Y=YO:DEF SEG=0:POKE
1050,PEEK(1052)
KA 190 A$=INKEY$:IF A$="" THEN 1
90
JP 200 A$=RIGHT$(A$,1):IF A$>"H
" AND A$<"P" AND A$<"K"
AND A$<"M" AND A$<"C"
AND A$<"T" AND A$<"B" A
ND A$<"W" AND A$<"U" A
ND A$<"D" AND A$<"X" AND
A$<"S" THEN 190
FD 210 IF A$="S" THEN 1110
GI 220 IF INT(ABS(Z(X,Y,LEV)))=3
AND A$="T" THEN SWAP YWP
N,NWPN:SWAP YWP,NWPN:LOCAT
E 25,21:PRINT STR$(18,
32):LOCATE 25,28-LEN(WP$(
YWP))/2:PRINT "#RIGHT$(
STR$(YWP,N),1)" :WP$(YWP
):IF NWPN=0 THEN Z(X,Y,LE
V)=-1 ELSE Z(X,Y,LEV)=-3-
(NWPN*.1)-(NWPN*.01)
LH 230 IF FNZ1(5)=2 AND A$="B" T
HEN LOCATE 18,4:PRINT " D
oor Broken ":Z(X+XP(5,DIR
),Y+YP(5,DIR),LEV)=-2.1:F
OR A=15 TO 1 STEP -1:SOUN
D 60,.7:SOUND 32767,.15+A
*.1:NEXT A:IF TOGW=-1 THE
N 170 ELSE 410
NH 240 IF A$="W" THEN TOGW=-TOGW
:LOCATE 19,5:IF TOGW=1 TH
EN PRINT " Window On ":GO
TO 410 ELSE PRINT " Windo
w Off ":GOTO 170
LF 250 IF A$="X" THEN TOGX=-TOGX
:LOCATE 19,5:IF TOGX=1 TH
EN PRINT " Map On ":GO
SUB 960 ELSE PRINT " Map
Off ":LINE (159,8)-(32
0,183),0,BF:GOTO 170
IF 260 IF ABS(Z(X,Y,LEV-1))=4 AN
D A$="U" AND LEV<1 THEN
LEV=LEV-1:FOR A=1 TO 30:S
OUND A*60,4:NEXT A:GOTO 9
60
GI 270 IF ABS(Z(X,Y,LEV))=4 AND
A$="D" AND LEV<LEVELS TH
EN LEV=LEV+1:FOR A=30 TO
1 STEP -1:SOUND A*60,4:NE
XT A:GOTO 960
MH 280 IF A$="P" THEN DIR=DIR+2:
IF DIR>4 THEN DIR=DIR-4
NL 290 IF A$="H" THEN IF DIR=1 A

```

```

ND Y>2 THEN Y=Y-1 ELSE IF
DIR=2 AND X<40 THEN X=X+
1 ELSE IF DIR=3 AND Y<23
THEN Y=Y+1 ELSE IF DIR=4
AND X>21 THEN X=X-1
BE 300 IF A$="M" THEN DIR=DIR+1:
IF DIR>4 THEN DIR=1
BN 310 IF A$="K" THEN DIR=DIR-1:
IF DIR<1 THEN DIR=4
JI 320 IF Z(X,Y,LEV)=0 OR Z(X,Y,
LEV)=-2 THEN SOUND 60,.1:
GOTO 180
JN 330 LINE(0,135)-(159,200),0,B
F
EE 340 FOR A=-1 TO 1:FOR B=-1 TO
1
PH 350 IF A+Y=1 OR A+Y=24 OR B+X
=20 OR B+X=41 THEN 380
XD 360 IF Z(X+B,Y+A,LEV)=0 THEN
380
HE 370 LOCATE Y+A,X+B:PRINT CHR$(
8*(TOGX=1)):IF Z(X+B,Y
+A,LEV)>0 THEN Z(X+B,Y+A,
LEV)=-Z(X+B,Y+A,LEV)
ID 380 NEXT B,A
BK 390 LOCATE YO,XO:PRINT CHR$(8
*(TOGX=1)):LOCATE Y,X:P
RINT CHR$(DR(DIR))*(TOGX=
1));
MH 400 IF TOGW=-1 THEN 580
HL 410 LINE(2,2)-(156,126),0,BF:
LINE(0,116)-(32,95),1:LIN
E-(126,95),1:LINE-(158,11
6),1:LINE-(0,10)-(32,32),1
:LINE-(126,32),1:LINE-(15
8,10),1
IB 420 IF FNZ(1)=0 OR FNZ(1)=2 T
HEN LINE(32,32)-(32,95),1
:PAINT(2,12),3,1:IF FNZ(1
)=2 THEN W=FNZ1(1)*10-20:
DRAW "XD1$(W)":GOTO 460
ELSE 460
BB 430 IF FNZ(4)=0 OR FNZ(4)=2 T
HEN LINE(0,32)-(32,95),1,
B:LINE(2,33)-(31,94),3,BF
:GOTO 460 ELSE LINE(0,43)
-(20,49),1:LINE(0,82)-(20
,77),1
FJ 440 LINE(0,32)-(32,32),1:LINE
(0,95)-(32,95),1:IF FNZ(3
)=0 OR FNZ(3)=2 THEN LINE
(20,49)-(20,77),1:PAINT(2
,45),3,1
FJ 450 IF FNZ(8)=0 OR FNZ(8)=2 T
HEN LINE(20,49)-(32,77),1
,B:LINE(21,50)-(31,76),3,
BF
DN 460 IF FNZ(2)=0 OR FNZ(2)=2 T
HEN LINE(126,32)-(126,95)
,1:PAINT(156,12),3,1:IF F
NZ(2)=2 THEN W=FNZ1(2)*10
-20:DRAW "XD2$(W)":GOTO
500 ELSE 500
EI 470 IF FNZ(6)=0 OR FNZ(6)=2 T
HEN LINE(158,32)-(126,95)
,1,B:LINE(156,33)-(127,94
),3,BF:GOTO 500 ELSE LINE
(158,43)-(138,49),1:LINE(
158,82)-(138,77),1
IB 480 LINE(158,32)-(126,32),1:L
INE(158,95)-(126,95),1:IF
FNZ(7)=0 OR FNZ(7)=2 THE
N LINE(138,49)-(138,77),1
:PAINT(156,45),3,1
FC 490 IF FNZ(10)=0 OR FNZ(10)=2
THEN LINE(138,49)-(126,7
7),1,B:LINE(137,50)-(127,
76),3,BF
GP 500 IF FNZ(5)=0 OR FNZ(5)=2 T
HEN LINE(32,32)-(126,95),
1,B:LINE(33,33)-(125,94),
3,BF:IF FNZ(5)=2 THEN W=F
NZ1(5)*10-20:DRAW "XD5$(W

```

```

):GOTO 580 ELSE 580 ELS
E LINE(32,32)-(58,49),1:L
INE(32,95)-(58,77),1:LINE
(126,32)-(100,49),1:LINE(
126,95)-(100,77),1
BK 510 IF FNZ(4)=0 OR FNZ(4)=2 T
HEN LINE(58,49)-(58,77),1
:PAINT(33,34),3,1:IF FNZ(
4)=2 THEN W=FNZ1(4)*10-20
:DRAW "XD4$(W)":GOTO 540
ELSE 540
EN 520 IF FNZ(8)=0 OR FNZ(8)=2 T
HEN LINE(32,49)-(58,77),1
,B:LINE(33,50)-(57,76),3,
BF:IF FNZ(1)<0 AND FNZ(1
)>2 THEN LINE(32,49)-(32
,77),3
MP 530 IF FNZ(8)=2 THEN W=FNZ1(8
)*10-20:DRAW "XD8$(W)":
HN 540 IF FNZ(6)=0 OR FNZ(6)=2 T
HEN LINE(100,49)-(100,77)
,1:PAINT(125,34),3,1:IF F
NZ(6)=2 THEN W=FNZ1(6)*10
-20:DRAW "XD6$(W)":GOTO
570 ELSE 570
CK 550 IF FNZ(10)=0 OR FNZ(10)=2
THEN LINE(126,49)-(100,7
7),1,B:LINE(125,50)-(101,
76),3,BF:IF FNZ(2)<0 AND
FNZ(2)>2 THEN LINE(126,
49)-(126,77),3
NB 560 IF FNZ(10)=2 THEN W=FNZ1(
10)*10-20:DRAW "XD10$(W)
";
JB 570 IF FNZ(9)=0 OR FNZ(9)=2 T
HEN LINE(58,49)-(100,77),
1,B:LINE(59,50)-(99,76),3
,BF:IF FNZ(9)=2 THEN W=FN
Z1(9)*10-20:DRAW "XD9$(W)
";
OF 580 IF FNZ1(5)=2 THEN LOCATE
18,4:PRINT "(B)reak Door"
F6 590 IF INT(ABS(Z(X,Y,LEV)))=3
THEN NWP=VAL(MID$(STR$(Z
(X,Y,LEV)),4,1)):NWP=VAL
(MID$(STR$(Z(X,Y,LEV)),5,
1)):DRAW "BM75,106 XW$(NWP
)":LOCATE 21,6:PRINT "(
T)ake ?":LOCATE 22,8-LEN(
WP$(NWP))/2:PRINT "#RIGH
T$(STR$(NWP),1)" :WP$(N
WP)
PH 600 IF Z(X,Y,LEV)=-4 OR ABS(Z
(X,Y,LEV-1))=4 THEN GOSUB
910
DH 610 IF Z(X,Y,LEV)<=-5 THEN ON
INT(ABS(Z(X,Y,LEV)))=4 G
OTO 630,630,670,1000 ELSE
170
PB 620 " ALIEN
AC 630 IF INT(Z(X,Y,LEV))<>Z(X,Y
,LEV) THEN WP=VAL(MID$(ST
R$(Z(X,Y,LEV)),4,1)):WPN=
VAL(MID$(STR$(Z(X,Y,LEV))
,5,1)):CL=VAL(MID$(STR$(Z
(X,Y,LEV)),6,1)):GOTO 650
FL 640 IF RND>.85 THEN Z(X,Y,LEV
)=-1:GOTO 170 ELSE CL=INT
(RND*2)*2+1:WP=INT(RND*7)
+1:WPN=INT(RND*(9/LEVELS)
+1+(9*LEV-9)/LEVELS)
BI 650 IF TOGW=-1 THEN 680
KA 660 DRAW "C2BM69,100R5NU12R3U
12R2D12R3NR5U12M+10,-20F8
E2H9M+4,-BL38M+4,+BL11D3R
12M+10,+20BU26P0,2P=CL;2
BL5C0R10BU20C265BLH5":CI
RCLE(70,52),5,2:PAINT(70,
52),0,2:CIRCLE(85,52),5,2
:PAINT(85,52),0,2:LINE(70
,52)-(72,54),3,BF:LINE(85
,52)-(83,54),3,BF
HJ 670 DRAW "BM55,67 XW$(WP)":

```



```

HO 680 LOCATE 18,3:PRINT "A lump
y with a":LOCATE 19,9-LEN
(WP*(WP))/2:PRINT "#*RIGH
T$(STR$(WPN),1)" ";WP*(WP
):LOCATE 21,2:PRINT "(F)ig
ht or (R)un":HT=0
DE 690 DEF SEG=0:POKE 1050,PEEK(
1052)
FP 700 A$=INKEY$:IF A$="R" THEN
LOCATE Y,X:PRINT CHR$(8*(
TOGX=1));LOCATE YO,XO:P
RINT CHR$(DR(DIR)*-(TOGX
=1));A=5:GOTO 790 ELSE IF
A$<>"F" THEN 700
KK 710 IF RND*100+1>50+(WPN-YWPN
)*5 THEN LOCATE 23,5:PRIN
T "You hit ";HT=HT+INT(
RND*2)+1:IF HT>4 THEN 750
ELSE DEF SEG:POKE &H4E,2
:LOCATE 25,2:PRINT COMM$(
HT);POKE &H4E,3 ELSE LOC
ATE 23,5:PRINT "You misse
d"
JB 720 IF RND*100+1>50+(YWPN-WPN
)*5 THEN LOCATE 24,5:PRIN
T "He hit ";YS=YS-1:DE
F SEG:POKE &H4E,1:LOCATE
24,24:PRINT YS;"Strength
";POKE &H4E,3 ELSE LOCAT
E 24,5:PRINT "He missed";
FC 730 IF YS<=0 THEN 110
MH 740 IF RND<.075 AND YWPN<>0 T
HEN YWP=0:YWP=0:DEF SEG:
POKE &H4E,2:LOCATE 25,23:
PRINT " #0 None ";:P
OKE &H4E,3:GOTO 700 ELSE
700
EJ 750 LINE(0,135)-(159,200),0,B
F:IF TOGW=1 THEN DRAW "BM
66,52C1R8BH4D8BR15UB8G4R8
"
OL 760 LOCATE 18,5:PRINT "He has
fled":LT=LT+1:LOCATE 20,
3:PRINT "Do you want his"
:LOCATE 21,8-LEN(WP*(WP))
/2:PRINT "#*RIGHT$(STR$(W
PN),1)" ";WP*(WP):LOCATE
22,3:PRINT "weapon (Y/N)
?"
QP 770 A=3:A$=INKEY$:IF A$<>"N"
AND A$<>"Y" THEN 770
EF 780 IF A$="Y" THEN SWAP YWP,W
P:SWAP YWPN,WPN:LOCATE 25
,21:PRINT STRING$(10,32);
:LOCATE 25,28-LEN(WP*(YWP
))/2:PRINT "#*RIGHT$(STR$(
YWPN),1)" ";WP*(YWP);
JA 790 IF WPN=0 THEN Z(X,Y,LEV)=
-1 ELSE Z(X,Y,LEV)=-A-(WP
*.1)-(WPN*.01)-(CL*.001)
PB 800 LINE(0,135)-(159,200),0,
BF:IF A=5 THEN X=XO:Y=YO
QM 810 IF TOGW=-1 THEN 170 ELSE
410
AA 820 * FOOD
QJ 830 LOCATE 21,4:PRINT "You fo
und food":FD=INT(RND*6+1)
:LOCATE 23,3:PRINT "worth
";FD;"strength":YS=YS+FD:
DEF SEG:POKE &H4E,1:LOCAT
E 24,24:PRINT YS;"Strengt
h";POKE &H4E,3
BF 840 IF TOGW=1 THEN FOR A=1 TO
FD:LINE (RND*20+70,RND*1
0+105)-STEP(4,4),RND*2+1,
B:NEXT A
LP 850 Z(X,Y,LEV)=-1:GOTO 170
NA 860 * PRISONER
BL 870 IF TOGW=-1 THEN 890 ELSE
DRAW "C2BM70,120R3U20NU15
M-3,-18R6U2R3D2R6M-3,+18U
15D35R3L6U17L3D17L2BEBU23
P0,2":PAINT (80,111),CHR$
(&H0)+CHR$(&H0)+CHR$(&HFF
)+CHR$(&HFF),2:CIRCLE (78
,76),5,2
HF 880 PAINT (78,77),0,2:PSET (7
6,75),3:PSET (80,75),3:DR
AW "C2BM143,108M-15,-10NE
BR10M+17,+10L11BE1P1,2C2E
10":LINE (77,78)-(79,78),
3
AE 890 LOCATE 19,1:PRINT "You fr
eed a prisoner":Z(X,Y,LEV
)=-1:PF=PF+1:GOTO 170
WE 900 * LADDER SUBROUTINE #1
DD 910 IF ABS(Z(X,Y,LEV))=4 AND
LEV<>LEVELS AND TOGW=1 TH
EN CIRCLE (79,115),30,1,,
,2/8:LINE (70,93)-(70,121
),2:LINE (88,93)-(88,121
),2:FOR A=99 TO 122 STEP 1
0:LINE (70,A)-(88,A),2:NE
XT A
QH 920 IF ABS(Z(X,Y,LEV))=4 AND
LEV<>LEVELS THEN LOCATE 2
0,3:PRINT "(D)own Ladder"
:RETURN
CD 930 IF ABS(Z(X,Y,LEV-1))=4 AN
D LEV>1 AND TOGW=1 THEN C
IRCLE (79,13),30,1,,2/8:
LINE (70,7)-(70,115),2:LI
NE (88,7)-(88,115),2:FOR
A=9 TO 115 STEP 10:LINE (
70,A)-(88,A),2:NEXT A
DD 940 IF ABS(Z(X,Y,LEV-1))=4 AN
D LEV>1 THEN LOCATE 22,4:
PRINT "(U)p Ladder":RETUR
N
LE 950 * LADDER SUBROUTINE #2
NJ 960 LINE (159,0)-(320,183),0,
BF:LOCATE 1,28:PRINT "Lev
el";LEV:LOCATE 24,2:PRINT
"One Moment Please";IF
INT(Z(X,Y,LEV))=5 THEN Z(
X,Y,LEV)=1
EJ 970 FOR A=2 TO 23:FOR B=21 TO
40:IF Z(B,A,LEV)<0 THEN
LOCATE A,B:PRINT CHR$(8*(
TOGX=1));
IG 980 NEXT B,A:LINE (0,135)-(15
9,200),0,BF:GOTO 340
BO 990 * COMMUNICATIONS ROOM
HB 1000 LOCATE 18,1:PRINT "Commu
nications Room":IF HOME=
0 THEN LOCATE 20,4:PRINT
"(C)all Home":LOCATE 22
,4:PRINT "(I)gnore":LOCA
TE 24,2:PRINT "Status to
go home";
CC 1010 IF TOGW=1 THEN LINE (40,
85)-(118,105),2,B:PAINT
(41,102),3,2:FOR A=44 TO
114 STEP 18:LINE (A,87)
-(A+16,103),2,B:NEXT A:L
INE (40,85)-(42,80),2:L
INE (118,85)-(116,80),2:L
INE (42,75)-(116,80),2,B
:PAINT (43,82),3,2:PAINT
(43,77),3,2
BB 1020 IF TOGW=1 THEN FOR A=45
TO 113 STEP 2:LINE (A,77
)-(A+1,78),RND*2+1,BF:NE
XT A:LINE (64,50)-(93,67
),2,B:CIRCLE (79,58),9,2
:PSET (79,58),2
BL 1030 A$=INKEY$:A=A-20:IF A<=0
THEN A=360:SOUND 1000,2
JK 1040 IF TOGW=1 THEN DRAW "C3N
USTA=A;C2NUS;"
JC 1050 IF A$="C" AND HOME=0 THE
N HOME=1:GOTO 1080
BB 1060 IF (A$="I" AND HOME=0) O
R (A$<>" " AND HOME=1) TH
EN 1080
KC 1070 GOTO 1030
OK 1080 IF TOGW=1 THEN DRAW "TA0
";
AE 1090 LOCATE Y,X:PRINT CHR$(8*(
-TOGX=1));LOCATE YO,XO
:PRINT CHR$(DR(DIR)*-(TO
GX=1));X=XO:Y=YO:GOTO 3
30
DA 1100 * STATUS AND END
EB 1110 LINE (37,30)-(261,97),0,
BF:LINE (38,31)-(260,96
),2,B
EA 1120 LOCATE 5,13:PRINT "Playe
r Status":LOCATE 7,6:PRI
NT "Prisoners freed ";:P
F:LOCATE 8,6:PRINT "Lump
ies defeated ";:LT:LOCAT
E 10,11:PRINT "One momen
t please":USEEN=0:FOR C=
1 TO LEVELS:FOR A=2 TO 2
3:FOR B=21 TO 40:IF Z(B,
A,C)>0 THEN USEEN=USEEN+
1
BH 1130 NEXT B,A,C:LOCATE 9,6:PR
INT "Units not seen ";:U
SEEN
EO 1140 LOCATE 10,6:PRINT "Commu
nications Room ";:IF HOM
E THEN PRINT "seen" ELSE
PRINT "not seen"
IP 1150 IF YS<=0 THEN LOCATE 11,
12:PRINT "You are defeat
ed.":END
QH 1160 IF HOME THEN LOCATE 12,1
1:PRINT "Return home (Y/
N)?" ELSE LOCATE 12,8:PR
INT "Hit any key to cont
inue":DEF SEG=0:POKE 105
0,PEEK(1052)
JA 1170 A$=INKEY$:IF A$="Y" AND
HOME=1 THEN CLS:LOCATE 1
1,8:PRINT "You return ho
me safely":END
KF 1180 IF A$="N" AND HOME=1 OR
A$<>" " AND HOME=0 THEN 1
190 ELSE 1170
AA 1190 LINE (38,31)-(260,96),0,
BF:LINE (0,0)-(158,128),
1,B:LINE (1,1)-(157,127)
,1,B:GOTO 960
LC 1200 * DIRECTION DATA
ED 1210 DATA 24,26,25,27
OF 1220 * X DATA
MC 1230 DATA -1,1,-2,-1,0,1,2,-1
,0,1
JK 1240 DATA 0,0,1,1,1,1,1,2,2,2
LP 1250 DATA 1,-1,2,1,0,-1,-2,1,
0,-1
DF 1260 DATA 0,0,-1,-1,-1,-1,-1,
-2,-2,-2
QH 1270 * Y DATA
EL 1280 DATA 0,0,-1,-1,-1,-1,-1,
-2,-2,-2
NE 1290 DATA -1,1,-2,-1,0,1,2,-1
,0,1
IA 1300 DATA 0,0,1,1,1,1,1,2,2,2
KF 1310 DATA 1,-1,2,1,0,-1,-2,1,
0,-1
LK 1320 * WEAPONS
PF 1330 DATA None,Briefcase,5/16
Wrench,Gun,Arrow,Yo-yo,
Refreshment,Bomb
DE 1340 * COMMENTS
PD 1350 DATA " He's worried
"," He's nervous ","
He's a little sore","He'
s getting weak "
FK 2000 * LEVEL 1
JH 2010 DATA 125101061521111125
6
MC 2020 DATA 1011010111010020100
0
FA 2030 DATA 1061212511010650125
1

```



```

EF 2040 DATA 1000010000010020101
6
BL 2050 DATA 1111111111110110100
0
BH 2060 DATA 2000010000200152125
1
HK 2070 DATA 1111012501110100101
1
DI 2080 DATA 1111010605150601106
1
ID 2090 DATA 0000010002020001000
0
IE 2100 DATA 1521110111011101111
1
NR 2110 DATA 6101000100000100010
2
NA 2120 DATA 0001072127072127010
5
HN 2130 DATA 1111000100000100010
0
LI 2140 DATA 1000072127072127011
1
EB 2150 DATA 1256000200000200010
1
CB 2160 DATA 1065210111511101110
1
IO 2170 DATA 1000010000200001000
1
PN 2180 DATA 1111110401510111111
1
GF 2190 DATA 0000100506110100002
0
DO 2200 DATA 1111102500000101605
1
NJ 2210 DATA 2020111001111125101
1
PN 2220 DATA 7070001111000001101
6
IF 3000 * LEVEL 2 DATA
KH 3010 DATA 1100111110000451101
1
JB 3020 DATA 1160200011110011125
6
QP 3030 DATA 1110511000011011100
0
BB 3040 DATA 1150111211011011106
1
NI 3050 DATA 0020000011011005101
5
ON 3060 DATA 1112111015211112000
2
NE 3070 DATA 2010111001010000011
1
LP 3080 DATA 1210111200010111051
1
OI 3090 DATA 1000000111110111020
0
KK 3100 DATA 1011160000010511011
1
ND 3110 DATA 1000110111010200010
1
EN 3120 DATA 1110110111011111110
1
PC 3130 DATA 0010050202001000000
2
JB 3140 DATA 0011212101101270725
1
CD 3150 DATA 2001000125101000001
1
MC 3160 DATA 111111101101270721
1
IF 3170 DATA 0001000200001000002
0
IE 3180 DATA 0721270101521251521
0
PH 3190 DATA 0002000001101011102
0
HK 3200 DATA 1607015061101000005
1
GP 3210 DATA 1100011000001251011
1
EB 3220 DATA 1521211211111011061
1

```

Pyramid Power

For The Amiga

Mike Lightstone



This colorful action game, originally written for the IBM PC/PCjr, runs on any Amiga computer with 512K memory. A joystick is required.

The object of "Pyramid Power" is to fill in all the cubes that make up the pyramid by jumping onto each one—while evading some hazardous pursuers. The pyramid is 6 cubes wide by 6 cubes high. If you succeed in filling all 21 cubes, you advance to a new level.

Your pursuers consist of a bouncing rock and a pesky buglike creature. The rock comes bouncing down randomly from the top of the screen, starting over again every time it reaches the bottom of the pyramid. The creature is a little smarter. It constantly follows your every move as you jump from cube to cube. If your player collides with either one, the game ends.

You can also lose the game by jumping in the wrong direction and falling off the edge of the pyramid. This happens frequently when you're fleeing in panic from the tumbling rock or nasty creature.


Type in the program and save a copy before you run it. The small - character indicates where each program line ends. Don't try to type

this character—we deliberately chose one that's not on the Amiga keyboard. The - character merely shows where you should press RETURN (or move the cursor off the line) to enter one program line and start another. The joystick controls your movement. Plug the joystick into the port next to the mouse port (do not unplug the mouse).

Two Escape Routes

To make things a little easier, there are two special ways you can avoid your pursuers. A pair of elevators flanking the base of the pyramid stand ready to transport you at any time to the apex. To get on the elevator, you have to jump upward from the cubes at the bottom corners of the pyramid. Just get on the elevator and ride to the top. You can use an elevator as often as you like. But be careful not to miss when you jump, or you'll fall off the edge and lose the game.

The scoring system is pretty simple. Jumping on an empty cube is worth 100 points times the number of the level you're on, and elevator rides subtract 100 points times your level number. In other words, cubes are worth 100 points on level 1, 200 points on level 2, and so on. Elevator rides subtract



100 points on level 1, 200 points on level 2, and so on. Advancing to a new level earns a bonus of 1000 points. The program keeps track of your current score and high score, but the high score may reflect the points you gained before your last elevator ride. Finally, Pyramid Power gets harder at the third level and again at the eighth.



"Pyramid Power" for the 512K Amiga features colorful action on a three-dimensional playing field.

Pyramid Power

```

4
setup:4
CLEAR ,250004
CLEAR ,655364
SCREEN 1,320,200,2,14
WINDOW 1,"", (0,0)-(311,25),16,14
WINDOW 2,"", (0,0)-(311,185),16,1
4
WINDOW OUTPUT 24
CLS4

```

```

PALETTE 0,0,0,04
PALETTE 3,1,1,14
PALETTE 2,.8,0,.934
PALETTE 1,0,.93,.874
4
DIM b(12,7),c(80),f(80)4
sp=.25:lev=1:hs=0:RANDOMIZE TIME
R4
CLS:LOCATE 4,8:COLOR 2,04
PRINT "P Y R A M I D - P O W E R
"4
COLOR 3,0:LOCATE 10,1:GOSUB play
er4
PRINT "The object of the game is
to change the"4
PRINT "color of all the cubes wh
ile avoiding"4
PRINT "the bouncing rocks and cr
eatures. Use"4
PRINT "joystick #2 to move. For
a fast trip"4
PRINT "up, take the elevators. B
e careful not"4
PRINT "to fall off the edges."4
GOSUB creatureshape4
GOSUB button4
4
restart:4
CLS:LOCATE 4,10:PRINT"Player:":P
UT(150,20),a4
LOCATE 8,10:PRINT"Creature:":PUT
(155,50),q4
LOCATE 12,10:PRINT"Rock:":CIRCLE
(158,92),5,34
PAINT (158,92),3,3:LOCATE 16,104
PRINT"Elevator:":LINE(165,123)-(
185,112),34
LINE-(205,123),3:LINE-(185,134),
3:LINE-(165,123),34
GET(151,87)-(164,97),c:GET(164,1
11)-(206,135),f4
GOSUB button4
4
readdata:4
RESTORE:FOR z=1 TO 7:FOR z1=0 TO
124
READ b(z1,z):NEXT z1,z4
4

```

```

start:4
CLS:z1=0:FOR z=190 TO 40 STEP -2
64
FOR z3=70+z1*15 TO 220-z1*15 STE
P 304
LINE (z3,z)-(z3,z-18),3:LINE-(z3
+15,z-27),34
LINE-(z3,z-36),3:LINE-(z3-15,z-2
7),3:LINE-(z3,z-18),34
LINE-(z3,z),3:LINE-(z3+15,z-9),3
:LINE-(z3+15,z-27),34
LINE(z3,z)-(z3-15,z-9),3:LINE-(z
3-15,z-27),34
PAINT(z3+7,z-9),1,3:PAINT(z3-7,z
-9),2,34
NEXT:z1=z1+1:NEXT4
4
x=6:y=14
GOSUB playerxy4
j=7:k=2:j1=.5:k1=-.5:k2=1.54
PUT(49+j*15,23+(k-1)*26),c4
g=6:h=5:g1=0:h1=04
PUT(50+g*15,13+(h-1)*26),q4
f1=11:f2=54
PUT(f1*15+56,5*26-3),f4
PUT(27,5*26-3),f4
checksquares:4
IF x<>INT(x) OR y<>INT(y) THEN4
GOSUB move4
IF k1=1 THEN gameover4
END IF4
IF sq=21 THEN finished4
IF x<>INT(x) OR y<>INT(y) THEN r
ock4
LOCATE 1,1:PRINT "Score:"score4
LOCATE 1,32:PRINT "Level:"lev4
IF STICK(2)<>0 AND STICK(3)<>0 T
HEN4
GOSUB move4
IF k1=1 THEN gameover 4
END IF4
4
rock:4
PUT(49+j*15,23+(k-1)*26),c4
IF k=INT(k) AND k1=1.5 AND j=INT
(j) THEN4
j1=INT(3*RND(1))-1:j1=j1/24
k1=-.5:k2=k-.5:SOUND 126,24

```



```

END IF4
IF j1=0 THEN j1=-.54
IF j=x AND k=y THEN4
GOSUB creaturerock4
IF k1=1 THEN gameover4
END IF4
j=j+j1:k=k+k1:IF k=k2 THEN k1=1.
54
IF k=8 THEN k1=j:6:k2=.54
PUT(49+j*15,23+(k-1)*26),c4
4
creature:4
PUT(50+g*15,13+(h-1)*26),q4
IF g<>INT(g) OR h<>INT(h) THEN c
reaturecont4
IF g<x THEN gl=sp4
IF g>x THEN gl=-sp4
IF h>y THEN hl=-sp4
IF h<y THEN hl=sp4
IF h=y OR g=x THEN gl=0:hl=04
IF g=x AND h<y THEN4
hl=sp:gl=(INT(3*RND(1))-1)*sp4
IF gl=0 THEN gl=sp4
END IF4
IF g=x AND h>y THEN4
hl=-sp:gl=(INT(3*RND(1))-1)*sp4
IF gl=0 THEN gl=-sp4
END IF4
IF h=y AND g<x THEN4
gl=sp:hl=(INT(3*RND(1))-1)*sp4
IF hl=0 OR h+hl>6 THEN hl=-sp4
END IF4
IF h=y AND g>x THEN4
gl=-sp:hl=(INT(3*RND(1))-1)*sp4
IF hl=0 OR h+hl>6 THEN hl=-sp4
END IF4
creaturecont:4
g=g+gl:h=h+hl4
PUT(50+g*15,13+(h-1)*26),q4
IF x=g AND y=h THEN4
GOSUB creaturerock4
IF k1=1 THEN gameover4
END IF4
GOTO checksquares4
4
move:4
GOSUB playerxy4
IF x<>INT(x) OR y<>INT(y) THEN m
ovecont4
IF STICK(2)=1 AND STICK(3)=1 THE
N x1=.5:y1=.54
IF STICK(2)=-1 AND STICK(3)=1 TH
EN x1=-.5:y1=.54
IF STICK(2)=1 AND STICK(3)=-1 TH
EN x1=.5:y1=-.54
IF STICK(2)=-1 AND STICK(3)=-1 T
HEN x1=-.5:y1=-.54
movecont:4
x=x+x1:y=y+y14
IF x=INT(x) OR y=INT(y) THEN x1=
0:y1=04
IF x=INT(x) THEN SOUND 880,1 ELS
E SOUND 440,24
IF x=INT(x) AND b(x,y)=1 THEN4
GOSUB rocky:PAINT(47+x*15,30+(y-
1)*27),3,34
sq=sq+1:b(x,y)=0:GOSUB rocky4
nn=1:GOSUB scorecalc4
END IF4
IF sq=21 THEN RETURN4
IF x=INT(x) AND y=INT(y) AND b(x
,y)=4 THEN4
GOSUB rightelevator:nn=-1:GOSUB
scorecalc4
END IF4
IF x=INT(x) AND y=INT(y) AND b(x
,y)=5 THEN4
GOSUB leftelevator:nn=-1:GOSUB s
corecalc4
END IF4
IF x=INT(x) AND y=INT(y) AND b(x
,y)=3 THEN4
GOSUB edge:IF k1=1 THEN RETURN4
END IF4
IF (j=x AND k=y) OR (g=x AND h=y

```

```

) THEN4
GOSUB creaturerock:IF k1=1 THEN
RETURN4
END IF4
IF y<1 THEN y=1:x=6:x1=0:y1=04
GOSUB playerxy4
RETURN4
4
rocky:4
PUT(49+j*15,23+(k-1)*26),c4
PUT(50+g*15,13+(h-1)*26),q4
RETURN4
4
rightelevator:4
PUT(f1*15+56,5*26-3),f4
z1=5:FOR z=1 TO 7 STEP-.254
GOSUB playerzz14
PUT(z*15+56,z1*26-3),f4
z3=6-z14
SOUND z3*200,14
GOSUB playerzz14
PUT(z*15+56,z1*26-3),f4
z1=z1-.25:NEXT4
PUT(f1*15+56,5*26-3),f4
x=6:y=1:RETURN4
4
leftelevator:4
PUT(27,5*26-3),f4
z1=5:FOR z=0 TO 4 STEP .254
PUT(40+z*14,15+(z1-1)*26),a4
PUT(z*15+27,z1*26-3),f4
z3=6-z14
SOUND z3*200,14
PUT(40+z*14,15+(z1-1)*26),a4
PUT(z*15+27,z1*26-3),f4
z1=z1-.25:NEXT4
PUT(27,5*26-3),f4
x=6:y=1:RETURN4
4
finished:4
CLS:FOR Z2=3 TO 0 STEP -14
z=13:z1=104
FOR z3=1 TO 114
LINE(155-z,100-z1)-(155+z,100+z1
),Z2,b4
z=z+13:z1=z1+84
SOUND z*10,24
NEXT:NEXT4
score=score+lev*100:lev=lev+14
IF lev>2 THEN sp=.54
IF lev>7 THEN sp=14
sq=0:COLOR 3,0:ts=ts+21:GOTO rea
ddata4
4
creaturerock:4
GOSUB playerxy:FOR z1=1 TO 204
x=x+SIN(z1)/5:GOSUB playerxy4
SOUND 255,14
GOSUB playerxy:x=x-SIN(z1)/54
NEXT:k1=1:RETURN4
4
edge:4
z=y+.4:y1=-.2:IF x<6 THEN x1=-.1
2 ELSE x1=.124
edgecont:4
IF z>6 THEN z=64
z=z+y1:x=x+x1:y1=y1+.034
PUT(52+x*14,11+(z-1)*26),a4
SOUND z*180,14
PUT(52+x*14,11+(z-1)*26),a4
IF z>6 THEN k1=1:RETURN4
GOTO edgecont4
4
gameover:4
CLS:IF score>hs THEN hs=score4
ts=ts+sq:LOCATE 6,9:PRINT"High S
core:"hs4
LOCATE 10,9:PRINT"You scored"scor
e"points."4
LOCATE 12,9:PRINT"You filled"ts"
squares."4
LOCATE 14,9:PRINT"You were on le
vel "MID$(STR$(lev),2)"."4
LOCATE 20,4:PRINT"Do you wish to
play again (Y/N)?"4

```

```

key3:4
z$=UCASE$(INKEY$)4
IF z$="" OR (z$<>"Y" AND z$<>"N"
) THEN key34
IF z$="Y" THEN4
score=0:lev=1:sq=0:ts=0:sp=.25:k
1=0:GOTO readdata4
END IF4
GOTO quit4
4
playerxy:4
PUT(52+x*14,11+(y-1)*26),a:RETUR
N4
4
playerzz1:4
PUT(64+(z+1)*14,18+(z1-1)*26),a:
RETURN4
4
scorecalc:4
score=score+nn*100*lev:RETURN4
4
griddata:4
DATA 3,3,3,3,3,1,3,3,3,3,3,3,4
DATA 3,3,3,3,3,1,0,1,3,3,3,3,3,4
DATA 3,3,3,3,1,0,1,0,1,3,3,3,3,4
DATA 3,3,3,1,0,1,0,1,0,1,3,3,3,4
DATA 5,3,1,0,1,0,1,0,1,0,1,3,4,4
DATA 3,1,0,1,0,1,0,1,0,1,0,1,3,4
DATA 3,3,3,3,3,3,3,3,3,3,3,3,3,4
4
quit:4
WINDOW CLOSE 24
SCREEN CLOSE 14
WINDOW 1,"Pyramid Power",,31,-14
CLEAR ,250004
END 4
4
player:4
DEFINT a,q:1=87:DIM a(1):RESTORE
player4
FOR i=0 TO 1:READ a$:a(i)=VAL("&
h"+a$):NEXT:RETURN4
DATA 13,15,2,3F8,0,FFE,0,1FFF4
DATA 0,3FFF,8000,7FFF,C000,E3F8,
E000,E3F84
DATA E000,FFFF,E000,FFFF,E000,FF
BF,E000,FF1F4
DATA E000,FFFF,E000,FFFF,E000,FC
07,E000,FFFF4
DATA E000,7FFF,C000,3FFF,8000,40
4,0,4044
DATA 0,404,0,3C07,8000,0,0,04
DATA 0,0,0,0,0,0,0,0,04
DATA 0,0,0,0,0,0,0,0,04
DATA 0,0,0,0,0,0,0,0,04
DATA 0,0,0,0,0,0,0,0,04
DATA 0,0,0,0,0,0,0,0,04
4
creatureshape:4
1=87:DIM q(1):RESTORE creaturesh
ape4
FOR i=0 TO 1:READ a$:q(i)=VAL("&
h"+a$):NEXT:RETURN4
DATA 11,15,2,0,0,0,0,0,04
DATA 0,0,0,0,0,0,0,0,04
DATA 0,0,0,0,0,0,0,0,04
DATA 380,0,FE0,0,FE0,0,47C4,04
DATA 1FF0,0,3FF0,0,3FF0,0,3FFA,0
4
DATA 3FFA,0,1FE0,0,2010,1C0,0,3E
04
DATA 0,7F0,0,7F0,0,7F0,0,3E04
DATA 0,23E2,0,57F5,0,8FF8,8000,1
FFC4
DATA 0,1FFC,0,1FFC,0,3FFE,0,5PFD
4
DATA 0,9FFC,8000,9FFC,8000,8FF8,
8000,FF84
DATA 0,13E4,0,2002,0,2002,0,04
4
button: 4
LOCATE 22,6:PRINT "Hit the fire
button to play."4
WHILE STRIG(3)=0:WEND4
RETURN4

```


Another Fantastic Collection

OF APPLE PROGRAMS

COMPUTE! Books continues the tradition of excellent Apple-II series coverage with *COMPUTE!'s Third Book of Apple*, the follow-up to *COMPUTE!'s First and Second Book of Apple*. These three program-packed books offer you in-depth tutorials, valuable utilities, innovative applications, and terrific games to entertain the whole family.

COMPUTE!'s First Book of Apple

Edited
228 pages
A collection of 35 exciting games, educational programs, home applications, and graphics routines for owners of Apple II, IIe, and IIc computers.
\$12.95, ISBN 0-942386-69-8

COMPUTE!'s Second Book of Apple

Edited
271 pages
Over 30 arcade-style games, applications, educational and logic games, graphics generators, and programming utilities for the Apple II+, IIe, and IIc. A disk is also available for \$12.95 which includes programs in the book, 0084BDSK.
\$12.95, ISBN 0-87455-008-4

COMPUTE!'s Third Book of Apple

Edited
The best Apple applications, games, tutorials, and utilities from *COMPUTE!* magazine and *COMPUTE!'s Apple Applications Special* have been brought together for the third volume in this bestselling series. Understandable tutorials help you get the most out of your Apple II, II+, IIe, or IIc personal computer. Ready-to-type-in games—from vivid, exciting arcade games such as "High Rise" to thought-provoking strategy games like "Switchbox"—make the Apple an entertainment delight. Practical applications, like "Apple SpeedCalc," an impressive spreadsheet program, and "Your Personal Ledger," a complete financial tool, put the power in your Apple. Also included are utilities that will make programming easier and faster. All programs have been thoroughly tested and are ready to type in. Error-checking utilities insure that each program is typed in correctly the first time. A disk is available for \$12.95 which includes all the programs in the book, 637BDSK.
\$14.95, ISBN 0-87455-063-7

Your whole family will enjoy and use the business, educational, and recreational programs and tutorials in our three books of Apple.

Order one, two, or all three books today.

Call toll-free 800-346-6767 (In NY 212-887-8525), or write COMPUTE! Books, P.O. Box 5038, F.D.R. Station, New York, NY 10150.

All orders must be prepaid in U.S. funds. NC residents add 4.5 percent sales tax. NY residents add 8.25 percent sales tax. Please include \$2.00 shipping per book for U.S. and surface mail; \$5.00 airmail.

Please allow 4-6 weeks for delivery.

COMPUTE! Publications, Inc. 

Part of ABC Consumer Magazines, Inc.
One of the ABC Publishing Companies
825 7th Avenue, 6th Floor, New York, NY 10019
Publishers of COMPUTE!, COMPUTE!'s Gazette, COMPUTE!'s Gazette Disk, COMPUTE! Books, COMPUTE!'s Apple Applications, and COMPUTE!'s Atari 51 Disk & Magazine

COMPUTE! books are available in the U.K., Europe, the Middle East, and Africa from Holt Saunders, Ltd., 1 St. Anne's Road, Eastbourne, East Sussex BN21 3UN, England, and in Canada from McGraw-Hill, Ryerson Ltd., 330 Progress Ave., Scarborough, Ontario, Canada M1P 2Z5.

The Pawn For Atari ST

Neil Randall

What is a Roobikyoub dwarf? What is the chief product of the Farthington Real Ale company? Where is Kerovnia? Is Honest John really honest? What do gurus live on? Does alchemy work? Does a horse need legs to walk?

Truly, these are pressing issues. For time unmeasured they have obsessed us, entering our minds with the coming of the dawn and turning to dreams—sometimes nightmares—with the dark of night. But now, at long last, Firebird Licensees has provided us with a way to discover the answers.

We need only buy *The Pawn*.

The Pawn is a work of illustrated interactive fiction, a text adventure with pictures. As in most such games, you take the role of an adventurer, working your way through a fictional land and an intriguing plot, meeting other characters and figuring out what to do. You simply type in what you want your character to do, with commands such as "Look in the fountain" and "Drop everything but the pot and the trowel" (hint: one of these commands is certainly worth trying), and the computer responds accordingly. Like most text adventures, it is addicting; also like most, it is filled with frustrating, yet intriguing puzzles. In fact, it is typical in many ways. If you've played *Zork 1*, you'll have no trouble getting into *The Pawn*.

In fact, *The Pawn* is quite clearly a parody of the *Zorks* and their ilk. At one point, the hint book even admits this, although the admission is hardly necessary. Everything in this story must be taken with a grain of salt, and at many points you'll find yourself laughing at the absurdity of it all. This is not to suggest that the *Zorks* were meant to be taken seriously; *The Pawn* parodies the entire genre of interactive fiction, showing us that much of it—even the serious stuff—has its shortcomings.

As far as the game itself goes, there are several notable features. The parser is good, allowing workable conversations with other characters and permitting a wide range of actions. The story

itself, with its descriptions, is very funny in parts. There are puzzles, but there are no mazes. In fact, a character within the adventure is actively campaigning to eliminate the dungeons and mazes of text adventures. And, once you figure out what it is, the goal of the adventure is gripping.

Furthermore, the game has graphics—pictures to accompany the text. Some of the pictures, especially those you see first, are stunning. In the ST version, at least, they blend colors and shading superbly. The title page, copying the game box, reflects the atmosphere of the latter part of the adventure. The pictures of the grassy plain and the wilderness, with their three-dimensional perspective and fine sense of pictorial composition, are worth staring at for several minutes before you move on. But my two favorites are the stone bridge and, especially, the palace gardens. The latter uses professional shading and texture to produce a truly excellent screen display. Few of the later pictures approach the quality of this one, but one great one is enough. I wish, though, that the pictures were integral to the play of the game; Firebird might consider making them so in future games. As they stand, they are nice to have, but you don't need them to solve the adventure.

The Pawn provides excellent documentation. The main book is a 44-page story that leads up to the time of the adventure. Reading it is not necessary to playing the game, but it is well written and good fun, and it helps with the atmosphere. At the back of this book is a coded hint section, a fine idea for all text adventures. As the book tells us, the hint section "overcomes the Adventurer's usual nightmare of phoning the author, begging him for 20 minutes to impart some snippet of advice on how to kick the stuffing out of dragons, and finally being cut off halfway through the solution. It's also considerably quicker and cheaper." Strangely, though, the hints are a mixed blessing. They greatly reduce the frustration of



playing the game, but they also reduce the time it takes to solve the adventure. If you're the kind of person who wants a text adventure to occupy months of your life, tear out the hints and throw them away. Otherwise, the thing can be solved relatively quickly. Still, the hints don't give everything away.

The Pawn is a good design, and it should appeal to those who enjoyed being frustrated by *Zork*. Those who have never played a text adventure will also find it enjoyable, even though many of the jokes will not mean much. Firebird has given us a good adventure, one that bodes well for the company and for all of us adventurers. As for the answers to the questions in the first paragraph of this review, you'll have to find out for yourself. The only answer I'll provide is, "Not necessarily." The question is up to you.

The Pawn
Firebird Licensees
74 North Central Ave.
Ramsey, NJ 07446
\$44.95

COMPUTE!
TOLL FREE
Subscription
Order Line
1-800-247-5470
In IA 1-800-532-1272

COMMODORE 64 BEST SELLERS

from COMPUTE! Books

You can depend on COMPUTE! for clearly written, easy-to-use books for your Commodore 64. This assortment of titles includes some of our most frequently requested books containing many of our best ever applications, games, utilities, tutorials, and programming hints, all ready to type in and use on your Commodore 64.



Look over this list of backlist bestsellers, and choose the titles you need to complete your library of first-rate Commodore 64 books from COMPUTE!.

COMPUTE!'s First Book of Commodore 64 Sound and Graphics

Edited, 275 pages
Clear, useful explanations of the 64's sound and graphics capabilities including tutorials and example programs.
\$12.95 ISBN 0-942386-21-3

Creating Arcade Games on the Commodore 64

Robert Camp, 357 pages
A guide to creating arcade games on the 64, plus finished games to play and study.
\$14.95 ISBN 0-942386-36-1

COMPUTE!'s Commodore Collection, Volume One

Edited, 208 pages
An anthology of 28 practical programs in easy-to-use form for the Commodore 64 and VIC-20.
\$12.95 ISBN 0-942386-55-8

COMPUTE!'s Machine Language Routines for the Commodore 64

Edited, 255 pages
Complete machine language programs and easy-to-use routines help to make the Commodore 64 more powerful and versatile.
\$14.95 ISBN 0-942386-48-5

COMPUTE!'s Commodore Collection, Volume Two

Edited, 270 pages
This second volume in COMPUTE!'s Commodore Collection series includes exciting games, sophisticated applications, versatile educational routines, and helpful programming aids for VIC-20 and Commodore 64 users.
\$12.95 ISBN 0-942386-70-1

All About the Commodore 64, Vol. One

Craig Chamberlain, 289 pages
For beginning to intermediate programmers who want to develop the full potential of their Commodore 64 computers.
\$12.95 ISBN 0-942386-40-X

Visit your local book or computer store for these titles. Or order directly from COMPUTE!. To order, call toll-free 800-346-6767 (in NY 212-887-8525) or write COMPUTE! Books, P.O. Box 5038, F.D.R. Station, New York, NY 10150.

Please allow 4-6 weeks for delivery.

When ordering, please include \$2.00 shipping and handling per book in U.S. and surface mail or \$5.00 airmail. North Carolina residents add 4.5 percent sales tax. New York residents add 8.25 percent sales tax. U.S. funds only.

COMPUTE! Publications, Inc. 

Part of ABC Consumer Magazines, Inc.
One of the ABC Publishing Companies
825 7th Avenue, 6th Floor, New York, NY 10019
Publishers of COMPUTE!, COMPUTE!'s Gazette, COMPUTE!'s Gazette Disk, COMPUTE! Books, and COMPUTE!'s Apple Applications.

COMPUTE! books are available in the U.K., Europe, the Middle East, and Africa from Holt Saunders, Ltd., 1 St. Anne's Road, Eastbourne, East Sussex BN21 3UN, England, and in Canada from McGraw-Hill, Ryerson Ltd., 330 Progress Ave., Scarborough, Ontario, Canada M1P 2Z5.

ATTENTION ALL COMMODORE CBM USERS!

This could be your
last opportunity to add
on or replace your
existing equipment at the
lowest price ever.

 **COMMODORE**

COMMODORE CBM COMPUTERS

8032..... \$ 275.00
4032 (Pet) \$ 229.00

COMMODORE CBM DISK DRIVES

8050 (1mg) \$ 395.00

COMMODORE CBM PRINTERS

8023P (160cps) \$ 129.00
4023 CBM (100cps) . \$ 115.00

COMMODORE CBM CABLES

Pet-IEEE \$ 29.00
IEEE-IEEE \$ 32.95

**ALL PRODUCTS ARE BRAND NEW
IN ORIGINAL COMMODORE BOXES.**

**ALL PRODUCTS ARE GUARANTEED
FOR 60 DAYS.**

MasterCard & Visa accepted
add 3% surcharge for credit cards
F.O.B. Dallas, Texas

ORDERS ONLY CALL

1-800-527-1738

INQUIRIES & INFORMATION
PLEASE CALL

1-214-231-2645

Micro-Sys

D I S T R I B U T O R S

641 Presidential Drive
Richardson, Texas 75081
9:00 a.m. - 4:30 p.m. (Mon.-Fri.)

Autoduel

James V. Trunzo

Requirements: Apple II-series computer with at least 64K RAM and a joystick. Disk only. Versions for the Commodore 64 and Atari 400/800/XL/XE computers are scheduled for release late this summer. Versions for Macintosh, IBM, Amiga, and Atari ST are also planned.

Based on the popular board game *Car Wars* by Steve Jackson, *Autoduel* is essentially a futuristic role-playing game that takes the player out of a dungeon and places him on the outlaw-infested highways of the twenty-first century, "...where the right of way goes to the biggest gun." However, *Autoduel* also requires a mastery of the arcade-style game skills called upon in the popular *Spy Hunter* computer game (which it closely resembles in many ways). Finally, *Autoduel* demands strategy, logic, and planning. It's really a game within a game.

In *Autoduel* your chief characteristics are not strength, dexterity, and wisdom; instead you split beginning ability points among driving skill, marksmanship, and mechanical skills. With those attributes and \$2,000, you find yourself in Albany, New York (one of 16 cities that make up the Northeast Sector as determined by the AAA—the American Autoduel Association), looking for courier jobs as a way to earn fame and fortune. Because of the deadly bandits and underworld gangs who patrol the highways, drivers with guts and guns are needed to transport anything from valuable stamps to computer chips from one city to another.

Custom Cars

Computer role players will find that *Autoduel* offers a refreshing change of pace after one too many tours of various dungeons and demon-infested lands. Unique in many ways, *Autoduel* provides many of the same satisfactions as role-playing games, but it also offers an exciting new scenario with new challenges and unexpected situations.

The Driver is required to build his own car, designing it as he sees fit and as resources allow. This aspect of the game is almost as much fun as the actual highway shootouts. You must determine each characteristic of your car: how much armor it needs and where to put it, what weapons it will use, what kind of suspension best suits it, how much carrying capacity is required, etc. Certain types of designs will naturally be better for different types of jobs, and as you become more successful and



more wealthy, you will end up with a stable of machines from which to choose. You'll be able to suit the car to the job.

The possible variations in car designs are endless, and each design opens up an entirely new spectrum of strategies and job possibilities. Obviously, a car designed like a war-wagon, containing every possible armament, would be deadly but slow-moving due to its weight; on the other hand, a car given maximum engine power, but lightly armed, would be a highly mobile, easily maneuvered machine. The various cars would require various strategies and tactics to derive the maximum benefit.

Clones, Vigilantes, Outlaws

The world of *Autoduel* includes many challenges and adventures. Most cities have arenas where deadly races are held nightly. A driver can earn money and prestige in the arena...or death. In Atlantic City, stop at a casino and gamble away the money you've just been paid for delivering a rare pet to a zoo. In Philadelphia, visit a Gold Cross building and have a clone created: If you die, he—or rather, it—will take your place.

Of course, you don't have to be a courier; you could be a vigilante, gunning for outlaws; or maybe, just maybe, you might prefer to be an outlaw yourself.

Autoduel is more than a game—it's a complete system of play. There is a wealth of additional features we don't have room to cover, and the overall game play is excellent.

Now you too can be a Road Warrior, ridding the highways of those who would control them for the wrong purposes. And remember the AAA's motto: "Drive offensively! The life you save may be your own." This exciting program is highly recommended.

Autoduel
Origin Systems
340 Harvey Road.
Manchester, NH 03103
Distributed by Electronic Arts
1820 Gateway Drive
San Mateo, CA 94404
\$49.95

**NEW! 3.0
Improved Software
Now Available**

Atari BACK-UP!

**WE SPECIALIZE
IN ATARI® HARDWARE
& SOFTWARE COPY SYSTEMS**


THE 1050 DUPLICATOR™: The most powerful disk drive copy system ever developed for the ATARI®.

• **The main purpose of the Duplicator is to copy disks!** You will be able to copy just about any disk! The copies you make will run on any Atari drive. Copies made with the Duplicator will run on any disk drive, unlike our competition whose copies will only run on their own drives. The Duplicator is fully automatic. You need only insert source and destination disks. Custom formats will be read and in turn reproduced on the backup copy disk. Our device will reproduce any custom format or heavily copy-guarded scheme, bad sectors, double sectors, 19 through 24 sector formats will present no problem to the Duplicator.

• **You will still have single density, density and one half, and double density.** When you have a Duplicator installed in a 1050 drive that drive will be turned into true double density. You will have twice the disk storage. Your drive will be compatible with other double density drives as The Rana Indus. Percom, etc.

• **High speed read & write.** Your disk drive will read and load all of your software, saving wear and tear on your drive. The 1050 drive now reads one sector at a time. This is slow and inefficient. With the Duplicator installed you will read eighteen sectors in the time it takes standard, unenhanced drives to read one.

• **User friendly disk software will be included with every Duplicator.** A simple, menu driven program will allow you to copy all of your software. A Duplicator enhanced drive will be a SMART drive. We plan to write many new and exciting programs that can only be run on an enhanced drive, eg. sending a copy-guarded disk over the phone. Since the drive is now fully programmable, future upgrades can be made available to you on disks, should the need arise. No further hardware changes will ever be needed. The Duplicator comes with a full hardware and software guarantee.



Only \$149⁹⁵

Plus \$3.50 for Shipping & Handling
Add 7% Outside U.S.A.
N.Y. State Residents add 7% Sales Tax
Dealer inquiries are welcome, call for
quantity price quote

*Duplicator price may increase due to component shortage and price increases

HARDWARE POWER

Fully Compatible with the XL & New XE Series

**DUPLICATING TECHNOLOGIES IS PROUD TO PRESENT
THE 520 ST DUPLICATOR™**

Our Famous 1050 DUPLICATOR has now been converted to service the ATARI™ 520 ST. This is a revolutionary, new, software only, disk copy system. Now you can back-up heavily copy-guarded and protected disks. And, most important, if new forms of software protection should appear on the market, Duplicating Technologies will provide you with the necessary software upgrades.

Our exclusive ST DUPLICATOR™ comes complete with user friendly software and instructions.

\$39⁹⁵

Plus \$3.50 Shipping
Add 7% Outside U.S.A.


"Constantly Working on New Products and Software."

DT **DUPLICATING
TECHNOLOGIES inc.**
Formerly Gardner Computing

99 Jericho Tpke., Suite 202, Jericho, N.Y. 11753,

TECHNICAL INFO ONLY (516) 333-5504, 5712 EVE & WKEND. ORDERS ONLY (516) 333-5950

WEEKDAY ORDERS ONLY (516) 333-5805



TERMS: We accept American Express, Visa, MasterCard and C.O.D. orders. Foreign orders must be in U.S. dollars. All personal checks allow 14-days to clear. Shipping: 7-10 days.

PRINTER OF THE YEAR.



**C. Itoh's Riteman F+ and C+.
How can so much printer
cost so little?**

If you've been looking for a quality printer that's small enough to fit in a briefcase or on the corner of your desk, sturdy enough to take day-in, day-out printing without a whimper, and inexpensive enough to save your wallet from that empty feeling, look no further.

C. Itoh's Riteman F+ (for Apple®, IBM® and Atari®) and C+ (for Commodore®) gives you a lot of printer for the money.

For starters, they'll give you easy-to-read print with full descenders. In bold, italic, underline, subscript, superscript and more. At up to 44 lines per minute. And one button shifts you from draft to crisp, readable Near Letter Quality.

What's more, the Riteman F+ and C+ feature an exclusive front paper feed design that makes loading paper *really* easy for the first time. According to *PC Magazine*, which awarded the printer the coveted Editor's Choice, "The most unique aspect of the [F+ and C+] is its paper feed and platen system. The paper never jams, alignment is easy and the impression is good. In addition [it] supports a high-resolution graphics mode like that of the IBM® and Epson FX® series printers."

Like all printers in the C. Itoh Riteman line-up, the F+ and C+ are quality built and backed by a full one-year warranty.

Want a great little printer at a great price? Get yourself a Riteman. From C. Itoh.

C.ITOH

C. Itoh Digital Products, Inc.

19750 S. Vermont Avenue • Suite 220 • Torrance, CA 90502
Telephone: (213) 327-2110 or (800) 423-0300

ArcticFox For Amiga

Robert J. Stumpf

A bolt of lightning shatters the darkness, momentarily joining earth and sky on the distant horizon. The tops of nearby ridges are burned into your vision, lingering briefly, to be replaced by the uncertain sense of barely perceived shapes all around. Inside, the dimly lit control panel and the flashing static on the useless radar display combine with the ever-present clanking and grinding of your tracks to echo nature's efforts outside. It's small comfort to know that the storm will also hamper the aliens in their efforts to locate and destroy your battle tank, the ArcticFox. As you grind on through the dark, you peer through the viewport at the world outside and try to find order in your occasional glances at the erratic radar screen. The ArcticFox moves slowly inward, from the entry point through the perimeter force field toward what you hope is the alien command center, which is even now directing all of the forces gathered against you.

Slowly, the storm outside begins to subside, and you head toward dimly seen mountains on the horizon. As the



radar begins to function effectively once more, you pick up two alien units on the scope, bearing down from the north at a speed which could only be that of aircraft.

Quickly, you reverse to the left to help the gun move as rapidly as possible. This time, you make it with seconds to spare and spot the pair of aircraft just as your warning system indicates that your presence has been reported to the alien's command center. The aircraft are still out of your gun's range, but there is no time to wait—your primary mission is to destroy the command center, not to play tag with alien birds. You check your missile stores, then execute a quick launch. The radar display is replaced by a view from the camera in the nose of the missile. Except for changing direction, the ArcticFox's controls and your fate are now

locked into the missile's flight guidance system.

As you guide the missile in toward the target, the aircraft roll sideways and begin to separate. A quick flip to the right, and you see your target looming large on the missile's screen. With a flash and a sound like thunder, one of them is gone. Now it's up to the gun, as the survivor swoops down on you. A little quick maneuvering with ArcticFox's restored controls, and you tense as the shells come toward you. A near miss, thanks to your maneuvers, and now your gun swivels to track your attacker. You press the fire button, and the voice of ArcticFox speaks with a loud roar. A direct hit, and now there are none. But much remains to be completed.

The foregoing action is an excerpt from *ArcticFox*, a strategy/action game for the Amiga from Electronic Arts. With 3-D full-color graphics and incredibly realistic sound (even to the track noises changing when you drive up a hill or over a destroyed enemy vehicle), *ArcticFox* provides a very sophisticated Arctic environment of snowfields, glaciers, hills, ridges, mountains, and impassable crevices in the icy terrain. Over these barriers you must drive your ArcticFox supertank to fight against a legion of alien tanks, aircraft, rocket

HOTWARE: Software Best Sellers

This Month	Last Month	Title	Publisher	Remarks	Systems					
					Apple	Atari	Commodore	IBM	Macintosh	
Entertainment										
1.	1.	<i>Elite</i>	Firebird Licensees, Inc.	Action/adventure	•		•			
2.	3.	<i>Ullima IV</i>	Origin Systems, Inc.	Fantasy game	•	•	•			
3.	2.	<i>The Bard's Tale</i>	Electronic Arts	Adventure/role-playing game	•		•			
4.		<i>Phantasia II</i>	Strategic Simulations, Inc.	Fantasy/role-playing game	•		•			
5.		<i>Silent Service</i>	MicroProse	Submarine simulation	•	•	•	•		
Education										
1.	2.	<i>Math Blaster!</i>	Davidson	Introductory math program, ages 6-12	•	•	•	•		
2.		<i>Typing Tutor III</i>	Simon & Schuster	Typing instruction program	•		•	•	•	
3.		<i>Reader Rabbit And The Fabulous Word Factory</i>	The Learning Company	Reading readiness program, grades K-2	•	•	•	•		
4.		<i>New Improved MasterType</i>	Scarborough	Typing instruction program	•	•	•	•	•	
5.		<i>Rocky's Boots</i>	The Learning Company	Science and logic program, ages 10 and up	•		•	•		
Home Management										
1.	3.	<i>Print Shop</i>	Broderbund	Do-it-yourself print shop	•	•	•			
2.	5.	<i>Print Shop Companion</i>	Broderbund		•	•	•			
3.	2.	<i>The Newsroom</i>	Springboard	Do-it-yourself newspaper	•		•	•	•	
4.	1.	<i>Better Working Spreadsheet</i>	Spinnaker	Spreadsheet	•		•			
5.		<i>Word Perfect</i>	WordPerfect	Word processor	•			•		

Copyright 1986 by Billboard Publications, Inc. Compiled by the Billboard Research Department and reprinted by permission. Data as of 8/2/86 (entertainment) and 7/26/86 (education and home management).

GET THE KNOW-HOW TO REPAIR EVERY COMPUTER ON THIS PAGE.

Learn the Basics the NRI Way—and Earn Good Money Troubleshooting Any Brand of Computer

The biggest growth in jobs between now and 1995, according to Department of Labor estimates, will occur in the computer service and repair business, where demand for trained technicians will actually *double*.

You can cash in on this opportunity—either as a full-time corporate technician or an independent service-person—once you've learned all the basics of computers the NRI way. NRI's practical combination of "reason-why" theory and "hands-on" building skills starts you with the fundamentals of electronics, then guides you through advanced electronic circuitry and on into computer electronics. You also learn to program in BASIC and machine language, the essential languages for troubleshooting and repair.

Total Computer Systems Training, Only From NRI

No computer stands alone. . . it's part of a total system. To really service and repair computers, you have to understand computer *systems*. And only NRI includes a complete computer system as part of your training, preparing you for the real world of computer servicing.

You start with the step-by-step assembly of the highly rated, IBM compatible Sanyo 550 Series computer. You install and troubleshoot the "intelligent" keyboard. Then you assemble the power supply, install the disk drive and extra memory to give you a powerful 256K RAM system. Finally, you interface the high-resolution monitor and dot-matrix printer and begin to use the \$1,000 worth of software that's included. You're learning about, working with, servicing and troubleshooting an entire

IBM is a Registered Trademark of IBM Corporation.

Epson is a Registered Trademark of Epson America, Inc.

Apple and the Apple logo are Registered Trademarks of Apple Computer, Inc.

Compaq is a Registered Trademark of COMPAQ Computer Corporation.

© 1985 AT&T Technologies, Inc.



personal NRI instructor and the NRI technical staff, ready to answer your questions and help you when you need it. You get it all from NRI!

100-Page Free Catalog Tells More

Send the postage-paid reply card today for NRI's big 100-page color catalog on NRI's electronics training, which gives you all the facts about NRI courses in Microcomputers, Robotics, Data Communications, TV/Audio/Video Servicing, and other growing high-tech career fields. If the reply card is missing, write to the address below.

AND MORE.

computer system—monitor, keyboard, computer, disk drive, power supply, and printer—all the essentials you'll meet every day as a professional computer service technician.

No Experience Needed, NRI Builds It In

This is the kind of practical, hands-on experience that makes you uniquely prepared, with the skills and confidence you need for success. You learn at your own convenience in your own home. No classroom pressures, no night school, no need to quit your present job until you're ready to make your move. Your training is backed up by your



Your NRI course includes the • IBM PC compatible Sanyo computer with memory expansion to 256K RAM • high-resolution monitor • double-density/double-sided disk drive • "intelligent" keyboard • dot-matrix printer with near-letter-quality mode • NRI Discovery Lab® to teach circuit design and operations • digital multimeter • logic probe • spread sheet • word processing software—and more.

NRI SCHOOLS

McGraw-Hill Continuing Education Center
3939 Wisconsin Avenue, NW
Washington, DC 20016



We'll Give You Tomorrow.

launchers, and reconnaissance sleds. Each threatens your mission, which is to destroy the enemy's command center. Time is crucial, since inside the alien's force field, oxygen converters are busily replacing the earth's air with an alien atmosphere. Your overall strategy for penetrating the alien defenses, and your tactical skill in maneuvering and fighting with the ArcticFox, will make all the difference.

ArcticFox contains a preliminary training scenario in addition to both Beginner and Tournament levels of play. You'll appreciate this. Practice is necessary, as both levels of play offer a

challenge to your ability to outmaneuver the computer-directed alien forces and outfight them, if you must. This game combines lengthy periods of strategic maneuvers with fast and furious tactical action, and should appeal not only to those with lightning-quick reflexes and uncanny eyesight, but also to those with a taste for both strategy and action.

ArcticFox
Electronic Arts
1820 Gateway Dr.
San Mateo, CA 94404
\$39.95

Brimstone

Neil Randall

Requirements: Apple II-series computer with 64K minimum; Commodore 64; Atari 400/800/XL/XE (64K minimum with two disk drives); Atari ST computer; IBM PC/PCjr and compatibles; Apple Macintosh.

Brimstone, the third release in Brøderbund/Synapse's Electronic Novels series, is perhaps the most literary of all text adventures to date. Literary, that is, in its constant attempt to place the player in a world that recalls other stories and other worlds seen before. With references throughout to Dante, William Blake, and the medieval romance *Sir Gawain and the Green Knight*, *Brimstone* occupies a special place in the history of the computer text adventure.

The Dream Vision

Not that it's the first adventure to refer to other books. Far from it. Windham Classics' *Treasure Island*, *Alice in Wonderland*, and *The Wizard of Oz* are based on existing books, as are Telarium's *Fahrenheit 451* and *Nine Princes in Amber*, Infocom's *The Hitchhiker's Guide to the Galaxy*, Bantam's *The Fourth Protocol*, and Addison-Wesley's *The Hobbit*. What separates *Brimstone* from these adventures is that *Brimstone* is not an adaptation. *Brimstone's* adventure alludes to several literary works, and the allusions are enticing, but it is an entirely new story.

Brimstone traces the dream vision of Sir Gawain, an Arthurian knight. The player's commands move Gawain from place to place through the dream, and the knight—like all knights worth their salt—has a specific quest and a specific deadline by which to accomplish it. In this sense, the story is reminiscent of the period of medieval romance characterized by the poem *Sir Gawain and the Green Knight*. Knowing the poem doesn't help in general, but to end the quest (and this shouldn't give too much away), it won't hurt to have finished reading the poem.

The world of the dream vision is not Arthurian England. Most of the travels take the knight through a combination of Dante's hell (from the *Inferno*) and William Blake's special world. To give just a couple of examples of how *Brimstone* reflects its literary sources: the knight meets Blake himself (and other Blakean characters), and on his wall is a painting that shows the scenes from Blake's great poetic work, *Songs of Innocence*. And the Underworld sequence starts in the great ice

Paul Whitehead Teaches Chess

Larry Krengel

Requirements: Apple II-series computer with 64K minimum; Commodore 64; IBM PC/PCjr and compatibles. A disk drive is also required.


Paul Whitehead was a better chess player than the average high school student. So good, in fact, that before he completed his teenage years he had won a number of chess titles, including the Masters Division of the American Chess Championship. Now, the young chess master has concocted a computer chess tutorial which includes a program that teaches the fine points of the age-old game of chess, as well as a chess program for you to play against.

Paul Whitehead Teaches Chess is two programs contained on several disks—for example, a four-disk set in the Apple version and a three-disk set for Commodore. The main instructional program provides tutoring for what Whitehead terms "absolute beginner to middle-level" players. (By the way, his middle level is well above my high level.) The second program, called *The Coffeehouse Chess Monster*, is a chess opponent program.

The tutorials are divided into 11 groups. A poster-size road map gives the user an overview. The tutorials covering the rules include topics such as *How the Pieces Move* and *How the Pieces Capture*, progressing to *Checkmate* and *Stalemate Is Better Than Losing*.

When you're ready to move on from the basics, other tutorials come under such headings as *Opening Principles*, *Tactics*, and *Strategy*. The last of these three—*Strategy*—includes 167 separate screens.

Despite the large size of the tutorial, you're never stuck within the program. I really appreciated the fact that I wasn't trapped in any long runs of sequenced screens. I could duck out any



time I wanted and move to any other screen I requested.

I've been playing chess for over 30 years, but I never heard of Grob's Attack or a Pirc Defense. Paul has, and he includes it in his instruction. Do you know what Giuoco Piano is, or how to handle a desperate knight? Whitehead will fill you in.

If you must sacrifice a piece, you'll find five good ways to do it. When you think you know your stuff, try one of the quizzes contained in the program.

At any time, with any board on the screen, you can invite the *Coffeehouse Chess Monster* to play out the board. You can choose which side you want to play. In fact, you can even ask the *Monster* to play both sides while you watch. The chess program has nine levels of play, and uses the standard algebraic notation system—as does the tutorial program.

Before I finish, I really must mention the documentation—all four pages of it. That's right—a total of four small pages of instructions. The program is just that simple to use.

If you want to sharpen your chess game, your money will be well invested in *Paul Whitehead Teaches Chess*.

Paul Whitehead Teaches Chess
Enlightenment
1240 Sanchez St.
San Francisco, CA 94114
\$49.95

Attention Programmers

COMPUTE! magazine is currently looking for quality articles on Commodore, Atari, Apple, and IBM computers (including the Commodore Amiga and Atari ST). If you have an interesting home application, educational program, programming utility, or game, submit it to COMPUTE!, P.O. Box 5406, Greensboro, NC 27403. Or write for a copy of our "Writer's Guidelines."

Answer: 1040ST™

Question: Which computer is the first in the world to give you 1 Megabyte of power for under \$1,000?

The 1040ST is a major breakthrough in personal computers. Indeed, it's the world's first computer with an original list price that represents less than \$1 per kilobyte.

To give you an idea of what an extraordinary accomplishment that is, let's look at the price-per-kilobyte figures for some well-known competitors.

The Macintosh™, for example, comes in at over \$4 per kilobyte, the Amiga™ is over \$5 per kilobyte and the PC AT™ is a whopping \$9.

In contrast, the 1040ST comes in at an incredible 98 cents per kilobyte and a total price of just \$999⁹⁵ for the complete system: CPU, disk drive and high-resolution monochrome monitor.

ATARI and 1040ST are trademarks of Atari Corp.
Amiga is a trademark of Commodore-Amiga, Inc.
AT is a trademark of International Business Machines, Inc.
Macintosh is a trademark licensed to Apple Computer, Inc.
© 1986 Atari Corp.



ATARI®

DISKS 40¢

PANASONIC 1080 \$190.00
PANASONIC 1091 \$225.00
SFD 101 \$180.00

commodore  64
EDUCATOR

- LIFETIME WARRANTY
- TYVEK SLEEVES • LABELS
- WRITE PROTECTS • PACKAGED

FACTORY NEW — 1st QUALITY

GENERIC SS/DD 50.99 100 up
.55 .40

NEW LOW PRICES



Commodore Hardware
we will BEAT
any price in this issue!

Authorized Commodore Repair

64 cpu 44.95
128 cpu 79.95
1541 59.95
1571 129.95
801 49.95
1702 79.95
64 pwr supply . . . 29.95
128 pwr supply . . . 79.95
AMIGA REPAIR • CALL
PARTS CALL



BY OEM JET
AMIGA™
NEW AMIGA 2500
NEW LOW PRICE
CALL!

M.C.S.

MicroComputer Services

ORDERS ONLY 800-433-7756

In Michigan (313) 427-0251

INFO & CUSTOMER SERVICE — (313) 427-0267

HOURS: MON - SAT 10:00 A.M. - 6:00 P.M.

12864 Farmington, Livonia, MI 48150

Canon PJ-1080A
COLOR INK JET

\$249⁹⁵

LIMITED TIME OFFER



GoldStar
13" COLOR MONITOR

\$119⁹⁵

NEW
with
cables



1200 BAUD



\$88⁰⁰

NEW! **stair** LV-1210

FROM **\$179⁹⁵**

N.L.Q. • 120 CPS
FRICTION • TRACTOR
BUFFER



SEIKOSHA SP-1000VC

COMMODORE READY

\$164⁹⁵

NEAR LETTER QUALITY
FRICTION & TRACTOR
100 CPS • SHEET FEEDER



COMREX CR-220

\$79⁹⁵

COMMODORE READY
FROM EPSON
50 CPS • TRACTOR FEED

We Bought 'em All FAR BELOW DEALER COST

RETAIL
499.95

REGULAR
DEALER
COST
325.00



- 100% C-64 Compatible
- Built in Hi-Res Green Monitor
- Heavy duty power supply and sturdy case
- All units completely refurbished with full 90 day warranty

\$199.95

DEALER PRICING AVAILABLE
ATTENTION SCHOOLS — BIG SPECIALS ON PET/CBM

MC/VISA/C.O.D.

Please include phone number. Dealer Inquiries Invited. All prices discounted for cash or check, add 3% for MC/VISA. Shipping: Printers \$10.00, Educator \$20.00, Disks \$6.00 per 100, (West Coast — add \$2.00 per order). Add \$3.00 for C.O.D. Reduced shipping for large quantities.

Prices and availability subject to change without notice. ALL MERCHANDISE CARRIES MANUFACTURERS WARRANTY

field of the *Inferno*, which science fiction fans might know from the Niven-Pournelle novel of the same name.

A Sense Of Being There

It plays well. Like the other two works in the Electronic Novels series, *Mind-wheel* and *Essex, Brimstone* has a sophisticated parser and is a pleasure to read. It does take a long time to play if you have a Commodore 64, because it continually accesses the disk.

It is not extremely difficult; there is a way out of each trouble area, and there are no impossible puzzles (I say this even though I've hit what seems a dead end, for the time being anyway.) But the descriptions are useful and detailed, providing a real sense of being there, and the quest is both unique and interesting. I know that there are no adventures like it, and there may never be again. Its greatest appeal is to those who have read a fair bit, but it should appeal to all adventure gamers.

There is a sense that *Brimstone* is a book to read, not a game to play. I personally feel that we need more such products, but fans of *ZORK*-like puzzles may not agree. You are taken step by step through the story, and you get stuck only infrequently. Furthermore, the game's difficulty increases as you go through it; most of the head scratching comes toward the end. As literature, it's excellent—the story's end should be its climactic and most gripping part—but games often fail in this respect. Still, there is enough to *Brimstone* to keep you occupied for a long time, whether or not you are interested in the literature from which it is derived. All in all, this is the best so far in a very promising series.

Brimstone
Brøderbund/Synapse
17 Paul Dr.
San Rafael, CA 94903-2101
\$44.95 (Apple II series, Macintosh, IBM,
and Atari ST)
\$39.95 (Commodore 64 and Atari
400/800/XL/XE)

COMPUTE!
TOLL FREE
Subscription
Order Line
1-800-247-5470
In IA 1-800-532-1272

Fooblitzky

James V. Trunzo

Requirements: Apple II+, IIe, or IIc computer with a minimum of 128K; Atari XL or XE computer with a minimum of 48K and 810 or 1050 disk drive; or IBM PC/XT/AT computer and compatibles with 128K, graphics card, and preferably a composite monitor.


Fooblitzky is a city. The "coin of the realm" is the fooble. The inhabitants of Fooblitzky (meaning you and any other players) are dogs. Except for the Chanceman: He's the guy in the black cape who might give you foobles or a free turn—or drop a piano on your head, sending you to the hospital. Sound bizarre? It is. Sound like fun? You bet.

Fooblitzky is a new release from Infocom, and it's unlike anything previously offered by the company. Combining many elements found in popular board games, *Fooblitzky* is a computerized scavenger hunt, enhanced by animated graphics. Each player—personified by a dog—must acquire 4 correct items out of a possible 18 and return them to a checkpoint to be declared the winner. Certainly, it's not as easy as it sounds.

Standing between you and success are numerous obstacles, not of the monster type, but more appropriately, of the nuisance type. The Chanceman, for instance, might appear on any turn and swipe one of your cherished objects; or another player may choose to bump you by landing on your space, knocking all the objects you are carrying to the ground, and then taking one of them. You could also get hit by a car while crossing a street and end up in the hospital. Or you simply might have the wrong objects.

If this sounds too juvenile, not to worry. The game's mechanics are amusing and simple, but the underlying principles around which the game is built are the same ones which make *Monopoly* a classic. The need for logic and strategy are essential and challenging. As a player, you must always observe, eliminate, and plan. You must constantly make decisions. How to move, where to move, how many foobles to spend, what objects to buy, to cross against traffic or to lose time waiting for a light to change are questions that must be resolved. Like a game of chess, it helps to think several turns ahead because you're racing against the other players, whose purpose is the same as yours.

Probably no game on the computer software market today gives one the



feel of playing a board game as much as does *Fooblitzky*. From the spinning roulette-type wheel (which dictates how many moves you have per turn) to the movement around the game board on the screen, *Fooblitzky* marries the book-keeping skills of the computer to the tactile satisfaction of board gaming. Also adding to this board game quality are the package contents: four colorful wipe-off workboards, four matching markers, the *Fooblitzky* Official Ordinances, and, of course, the computer disk.

Fooblitzky is a tough game to review. It's so different from other computer games that it almost requires that one look at the entire package before buying it—because it probably isn't for everyone's tastes. However, if you're looking for a game which the entire family can play and enjoy, this 2-4 player game might be the ideal choice.

Fooblitzky
Infocom
125 CambridgePark Dr.
Cambridge, MA 02140
\$39.95 (all versions)

To receive
additional
information from
advertisers in
this issue, use
the handy reader
service cards in
the back of
the magazine.

COMPUTE!
Subscriber Services

Please help us serve you better. If you need to contact us for any of the reasons listed below, write to us at:

COMPUTE! Magazine
P.O. Box 10954
Des Moines, IA 50340

or call the Toll Free number listed below.

Change Of Address. Please allow us 6-8 weeks to effect the change; send your current mailing label along with your new address.

Renewal. Should you wish to renew your **COMPUTE!** subscription before we remind you to, send your current mailing label with payment or charge number or call the Toll Free number listed below.

New Subscription. A one year (12 month) US subscription to **COMPUTE!** is \$24.00 (2 years, \$45.00; 3 years, \$65.00. For subscription rates outside the US, see staff page). Send us your name and address or call the Toll Free number listed below.

Delivery Problems. If you receive duplicate issues of **COMPUTE!**, if you experience late delivery or if you have problems with your subscription, please call the Toll Free number listed below.

COMPUTE!
1-800-247-5470
In IA 1-800-532-1272

Answer: 1040ST™

Question: Which computer was specially designed for people who hate to wait?

Let's face it, any time you spend waiting on a computer is time wasted. That's why Atari® built the 1040ST with a sizzling clock speed of 8 MHz.

And with 1024K bytes of Random Access Memory, the ST™ gives you an incredible combination of power and speed. (The PC AT,™ for example, has 512K of memory.)

So you'll spend time working on your ST, instead of waiting on it.

In addition, the 1040ST costs an amazingly low \$999⁹⁵, which makes it the first computer in the world to deliver 1 Megabyte of memory for under \$1,000. (The PC AT costs about \$4,500.)

So if you haven't checked out the ST yet, what are you waiting for?

ATARI, ST, and 1040ST are trademarks of Atan Corp. AT is a trademark of International Business Machines, Inc. © 1986 Atari Corp.



ATARI®

PIK'EM 86



A Complete Pro Football Prediction Program For The 1986 NFL SEASON

61% + Accurate vs 'Spread' Since 1981
More Features — More Information In 1986 To

BEAT THE SPREAD

★ ★ FEATURES ★ ★

- Predicted Scores Each Week
- Season Schedule By Week/Team
- Records & Results:
 - Scores By Week
 - Scores By Team
 - Division Standings
 - Standings vs Line
 - Stats — Accumulated & Average 1983-1985 Data Base
- Auto Opponent Input
- Printed Copy All Screens
- Easy Update—Playoffs/1987
- Dealer Inquiries Invited

54⁹⁵ INCLUDES DISK, DOCUMENTATION
SHIPPING & HANDLING

- Apple II — IIc — IIe
- Commodore 64 — 128
- IBM PC, Tandy & Compatibles
- TRS-80 MIII/IV

Stats Needed To Run Program
Available In Local Newspapers
Or

We Will Furnish Stats By Mail Or Modem
All 20 Weeks — Season Price . . . 40⁰⁰

Program Comes Updated Thru Current
Week Of Season . . . No Extra Charge

ORDERS SHIPPED IN 2 DAYS
PHONE LINES OPEN 24 HRS.

TOLL FREE — 800-722-2277
TEXAS COLL. — 214-586-8212

MARATHON SOFTWARE DEPT. C
P. O. BOX 1349
JACKSONVILLE, TEXAS 75766

TOLL FREE & COLLECT FOR ORDERS ONLY



COMB

Authorized Liquidator



Commodore 64 BUSINESS SOFTWARE

A 5-pack of most needed software for efficient business operations!

General Ledger

- Has 8 general ledger options.
- Provides 150 chart-of-accounts.
- 1500 general journal transactions.

Inventory Management

- Tracking of 1000 inventory items.
- Maintains perpetual inventory records.
- Calculates use, reorders, cost averaging, etc.

Payroll*

- Provides 24 different payroll functions.
- Calculates payroll and tax deductions.
- Ideal for 50 employees or less.

Accounts Receivable/Billing*

- Provides customer sales, credit information, printed statements and more.
- Handles 11 billing functions, 150 invoices, 75 customers.

Accounts Payable/Checkwriting*

- Combines tracking of vendor payables with an integrated checkwriting system.
- Maintains master file; provides invoice listings.

*Interfaces with General Ledger software.

90-Day Limited Factory Warranty

Mfr. List: \$249.75

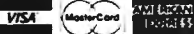
ENTIRE SET of 5
Liquidation Price **\$49**

Item H-1524-7002-066 Ship, handling: \$5.00

NOTE: Also available by individual titles.
Phone for prices.

Credit card customers can order by phone.

24 hours a day,
7 days a week.



Toll-Free: 1-800-328-0609

Sales outside the 48 contiguous states are subject to special conditions. Please call or write to inquire.

C.O.M.B. Direct Marketing Corp. Item H-1524
1405 Xenium Lane No./Minneapolis, MN 55441-4494

Send 5 Pack(s) of Commodore 64 Business Software
Item H-1524-7002-066 at \$49 each plus \$5 each for ship,
handling. (Minnesota residents add 6% sales tax. Sorry, no
C.O.D. orders.)

My check or money order is enclosed.

Charge: VISA® MasterCard® American Express®
Acct. No. _____ Exp. _____

PLEASE PRINT CLEARLY

Name _____

Address _____

City _____

State _____ ZIP _____

Phone (____) _____

Sign Here _____

COMB

Direct Marketing Corp.

Authorized Liquidator

1405 Xenium Lane North

Minneapolis, Minnesota 55441-4494

Gulf Strike

Michael B. Williams

Requirements: Atari home computer with 48K, joystick required; Apple II+, IIc, IIe with 48K, joystick optional; Commodore 64, joystick required; IBM PC/PCjr with 128K.

Gulf Strike is a demanding computer war-game simulation in which you compete for territory in and around the Persian Gulf and the country of Iran. One player is allied with the U.S.-Iranian forces, while the other commands the Soviet-Iraqi forces. You may play against another person or the computer.

The balance of victory in *Gulf Strike* depends on how many of the 21 victory point squares (actually key cities in the Middle East) are controlled by each player. At the onset of the war, the U.S.-Iranian forces control all 21 point squares. Within the game's 25 turns, the Soviet-Iraqi player must capture 9 of these victory point squares to be declared victorious; the U.S.-Iranian player must retain at least 13 victory point squares to win the game.

Once the winning side is determined, the game calculates the magnitude of victory. This value equals the number of enemy hit points eliminated plus bonus points (for the Soviet-Iraqi player, based on how fast he or she overtakes the 9 victory point squares, and for the U.S.-Iranian player, based on the number of victory point squares that the Soviet-Iraqi player failed to win).

Realistic Terrain

The playing area is represented as a map extending west to east from the Tigris and Euphrates Rivers to the eastern border of Iran and north to south from the Caspian Sea to the north coast of the Persian Gulf—an area covering 784 square kilometers. The onscreen map scrolls in eight directions and shows the location of all ground, air, and naval units. The map also shows the type of terrain in each square kilometer. True to the actual terrain, the map shows deserts, towns, swamps, rivers, and mountains.

Each turn represents two days of realtime and consists of three distinct phases: ground/naval movement, air movement and combat, and ground/naval combat. During the ground/naval movement phase, the players take turns changing and moving their ground and naval forces into strategic positions, taking into account the various types of terrain. During the air movement and combat phase, each

player forms an air mission to strike at ground and naval units. The third phase is the resolution of ground combat by the computer.

Each type of unit has a separate type of display which describes its current status. For example, a ground status window indicates the unit's formation (one of 6 possibilities); the number of movement and hit points remaining for the unit; its nationality, size, and type (one of 13); and its combat values (how much damage it can inflict on the ground, in the air, or on or beneath the sea). The air and naval status windows are similar, but tailored for airplanes and ships.

Gulf Strike does not attempt to portray the details of combat on the screen. Instead, it relays information regarding the success and failure of combat through a status window at the bottom of the screen, and by simple sound effects. With the exception of the IBM version, there is no way to turn off the sound when you tire of it (of course, if you are using a Commodore 64, you can simply turn down the volume on your monitor).

Each phase in *Gulf Strike* moves slowly. Scrolling through the vast playing area is a slow process, so it takes considerable time to probe the abilities of your units. A full 25-turn game will certainly take hours to play. For this reason, Avalon Hill has included a save-game feature.

Formidable Documentation

As with most entertainment software, the temptation is to dive right into the program with only a glance at the manual. With *Gulf Strike*, this is impossible. The game requires a thorough knowledge of how to play before you begin. Since the game does not occur in real-time, however, you have plenty of time to read the manual between turns, as you play the game. Even if you choose to learn as you go, you will probably want to read the entire manual at some point, in order to understand fully what is going on.

The 43-page manual is necessarily complex and includes an index for quick reference. It states that the clarity of the rules has been verified by Software Testers of Universal Microcomputer Programmers (STUMP) and deemed complete by them in all facets of instruction. Nonetheless, the high level of difficulty of the rules is likely to deter some new war-gamers completely, and may even hamper some seasoned gamers. Be forewarned: *Gulf Strike* is neither a simple nor a simple-minded game. Playing well requires a thorough understanding of all the rules.

The IBM PC/PCjr version of *Gulf Strike* offers several advanced features

and is played entirely with keyboard commands. This version includes the additional commands Help, Identify, Go to a city, and Magnify map. All of the expansions and modifications for IBM are detailed in an addendum to the manual. The Commodore, Atari, and Apple II versions allow the entire game to be played by joystick.

Gulf Strike is not a game to be mastered easily and, for this reason, it is recommended only for experienced war-gamers. The game itself is devoid of polish or glitter, but offers a wide range of features. Dedicated players may appreciate the fact that very few events are determined automatically by the computer. If you're the type of strategist who enjoys taking complete control of the action, *Gulf Strike* is well worth your consideration.

Gulf Strike
The Avalon Hill Game Company
4517 Harford Road
Baltimore, Maryland 21214
All versions \$30.00

©

Answer: 1040ST™

Question: Which computer builds in multiple features instead of hidden costs?

It seems that a lot of our competitors design stripped down computers, and then charge extra for every feature and upgrade you add.

Atari® doesn't do that, because we believe the features and level of performance you want should be built in to begin with.

That's why the 1040ST gives you a full Megabyte of memory. While the competition only gives you the chance to spend big dollars trying to improve their memories.

Another trick they use is to make sure their interfaces don't meet industry standards, so you're locked into their system. In contrast, the ST™ uses standard interfaces across the board, such as the RS-232C port for serial modem communications and the parallel interface for an industry standard printer.

Of course, the ST's best built-in is the price, which is an incredible \$999⁹⁵!

ATARI, ST, and 1040ST are trademarks of Atari Corp.
© 1986 Atari Corp.



ATARI®

This Publication is available in Microform.



University Microfilms
International

Please send additional information

for _____
Name _____
Institution _____
Street _____
City _____
State _____ Zip _____

300 North Zeeb Road
Dept. P R
Ann Arbor, Mi 48106

TANDY® COMPUTERS SAVE 20-40%

Off List on All Tandy and RS Equipment

The IBM® PC compatible computer that's ahead of the crowd!

Includes DeskMate® software for word processing, spreadsheet analysis, telecommunications and more, so you can use your computer right away. #25-1000

*IBM/™ International Business Machines Corp



Call For Latest Prices!



Call for monthly RS flyer specials.

Tandy Model 3000HD, List 3599. Our	2699.00	Model 6000 Multi-user with XENIX, list 4499. our	CALL
Tandy Model 600, List 1599. Our	CALL	Tandy 1200HD, (XT-compatible), List 1999. Our	CALL
Tandy Model 3000, List 2599. Our	CALL	Lotus 1-2-3, List 495. Our	CALL
Model 200 Portable, List 999. Our	CALL	Wordstar Professional, List 395. Our	CALL
Model 102 Portable, List 499. Our	CALL	DMP 130 Printer, List 350. Our	CALL
Non-RS Expansion Boards	CALL	EPSON Printers	CALL
Non-RS Hard Drives	CALL	All Tandy and RS monitors, peripherals	CALL

You will be pleased with our courteous, efficient service . . . and with the knowledge that we WILL NOT be undersold!

FOR COLORADO RESIDENTS AND INFORMATION CALL 303-249-9125.

CALL TOLL FREE FOR ORDERS
1-800-44SHACK

GREAT WESTERN ELECTRONICS

228 E. MAIN, MONTROSE, COLORADO 81401

HOURS: Mon. - Fri. 9 a.m. - 5 p.m.



Design 64

Joseph Sexton

This full-featured artistic programming tool allows you to draw, paint, erase, and save your creations. Using the multicolor high-resolution screen as a canvas, you can easily design a colorful picture or background screen for use in BASIC programs or arcade-style games. "Design 64" is written entirely in machine language, but no machine language knowledge is required to use it. This article also includes a short BASIC program which loads and displays any hi-res picture. A joystick is optional.

The Commodore 64 can display complex, detailed high-resolution pictures, but creating such displays from BASIC can be a slow, complicated process. Like commercial drawing programs, "Design 64" lets you draw directly on the hi-res screen and create highly detailed, multicolor images, even if you're not a programmer. Once you've drawn a picture, you can save it to disk or tape and reload it for future viewing or further enhancements. Since Design 64 is written entirely in machine language, you must enter Program 1 with "MLX," the machine language entry program published elsewhere in this issue. Follow the MLX instructions carefully. When you run MLX, you'll be asked for a starting address and an ending address. Here are the addresses you need to enter Program 1 with MLX:

Starting Address: 4CBO
Ending Address: 5537

Load Design 64 with the command LOAD "filename",8,1 for disk or LOAD "filename",1,1 for

tape. To activate the program, type SYS 19632 and press RETURN.

Hi-Res Drawing

When you activate Design 64, a yellow pen appears on a blank white screen. You can move the pen around the screen with keyboard controls or with a joystick in port 1. On the keyboard, the I, J, L, and comma keys move the pen up, left, right, and down, respectively. The U, O, M, and period keys move the pen diagonally to the upper left, upper right, lower left, and lower right, respectively. The pen has two speeds for drawing; press the f7 key to switch from one speed to the other. The slower speed is useful when you're doing fine-detail work or using the joystick, which moves the pen considerably faster than the keyboard controls.

The f1 key cycles through all of the 16 available drawing colors, in the order described in the 64 user's manual. The f3 key cycles the screen background color, and f5 cycles the screen border color.

Press the f2 key (SHIFT-f1) to save or load a picture file or exit the program. If you choose the SAVE or LOAD option, the program prompts you to enter the desired filename, then choose disk or tape. When it saves a picture, Design 64 automatically stores the picture's hi-res bit pattern, color memory, background color, and border color in a single file.

Press f8 (SHIFT-f7) to enter block-fill mode. In this mode, the pen fills an area below and to the right of its current position, using the current drawing color. Nonrectangular shapes may have to be



This hi-res picture was created with "Design 64," a powerful, convenient drawing program for the Commodore 64.

colored in two or more operations. Note that you must select the higher drawing speed when using this option.

Four Drawing Pens

You may have noticed by now that the top of the drawing pen is initially labeled with the letter C. Design 64 actually offers four different drawing pens, labeled C, Z, X, and V. To switch from one pen to another, press the corresponding letter on the keyboard. The reason for using four pens is a bit complicated, but understanding it is essential to using the program successfully.

When you turn on the 64, it defaults to the standard character mode. In this mode the screen is divided into 40 columns and 25 rows of squares, for a total of 1000 squares. Each square can hold one character, and is assigned a single location in memory. Collectively, this group of squares is known as *screen memory*. For each square in screen memory, there exists a matching memory location which holds that square's color. This

group of 1000 locations is known as *color memory*. A character or color code occupies one byte of memory, so both screen memory and color memory require 1000 bytes of memory. Text mode permits only one color per square (in addition to the screen background color which shows through the gaps in the character).

In multicolor high-resolution mode, the screen is organized quite differently. Instead of 1000 character-sized squares, the screen is divided into 64,000 individual dots called pixels. Each pixel has a corresponding bit in memory. If the bit is set to 1, then the corresponding pixel is lit up. If the bit contains 0, the pixel is off (dark). Since there are eight bits per byte, the high-resolution screen requires 8000 bytes of memory to store picture data.

There is not an individual color memory location in multicolor hi-res mode for each pixel. Instead, color memory is divided into 1000 squares, each square containing 64 pixels. You may have as many as three different colors in each square, plus the background color. This is the reason for using four pens. Drawing lines of three different colors within a given color square requires that you use three different pens. To see what a square looks like, draw a medium-sized box on the screen and color it in. Then move the pen to the center of the box and press f1. Instantly, one square will change to the new color. Fortunately these squares are rather small; you can achieve good color density by identifying which pixels share color squares and taking this into account when designing your picture.

The Z pen has two functions: moving the pen without drawing, and erasing. To move the pen without disturbing anything, press Z. If you press the A key, the Z label appears and the Z pen erases whatever it travels over. Press A a second time to exit erase mode. To erase the entire screen, press SHIFT-CLR/HOME (be careful not to erase a picture by accident—there's no way to undo the operation).

Each of the pens except the Z pen (which doesn't draw) can have any of the 16 available colors. To

change the color of a pen, select the pen and press f1 until the desired color appears. The X pen is the only one that always draws its color over other colors. The C and V pens have no special features. When your picture is complete, move the pen off the right edge of the screen for an unobstructed view. It is not necessary to do this when saving a screen, since the pen is not saved with the picture.

Hi-Res Screens From BASIC

Program 2 allows you to load and display a previously designed hi-res picture without having to run Design 64. Replace NAME in line 10 with the name of the picture file you wish to load. If you're using tape instead of disk, change the 8 to 1 in line 10. The hi-res graphics data load into memory locations 24568-32567, well out of the way of most BASIC programs. The video matrix which normally appears in locations 1024-2023 is moved to locations 23552-24551. This area stores color information—specifically, color codes produced by the C and V pens—in multicolor hi-res mode. Color codes for the X pen are stored in the regular color memory area from 55296-56295.

When Design 64 saves a picture, it moves color memory to the zone just above screen memory, then saves the entire area from 23552-33578 as a program (PRG format) file. Line 30 of Program 2 transfers this data back to the original location. Sprite pointers, which are normally located just above screen memory, are also moved to locations 24568-24575. Note that these pointers can only point to memory locations in video bank 1, which begins at 16384. Sprite shape data may be located anywhere in the area from 16384-23551, a 7168-byte zone big enough to hold 112 sprite shapes. Don't attempt to store sprite data above this area: The remainder of bank 1 contains the hi-res bitmap and color memory.

When you select a drawing pen (X, C, or V), it immediately places a dot of color on the screen. To avoid needless erasing, position the pen in the desired spot with Z before you switch to a drawing pen. When you wish to fill an irregular figure, it

often saves time to draw a box inside your figure and fill that block first. Then you can finish the missing areas by hand. Note that the block-fill routine will only color over a blank screen; when the pen hits a nonzero location on a downward move it ends the routine.

Due to the 64's internal wiring, four of the keys mimic the effect of moving a joystick in port 1. The 1, left-arrow, CTRL, and 2 keys correspond to up, down, left, and right, respectively. If you're using keyboard controls, you can use this feature to your advantage to move the pen faster than usual.

Program 1: Design 64

Please refer to the "MLX" article in this issue before entering the following listing.

```

4CB0:A9 77 8D CB 5D A9 3E 85 FD
4CBB:8B A9 4E 85 8C 4C 00 4E 87
4CC0:00 03 FE 00 04 01 00 04 22
4CCB:79 00 04 11 00 04 21 00 02
4CD0:04 79 00 08 01 00 11 FE 73
4CD8:00 22 00 00 44 00 00 88 A4
4CE0:00 01 10 00 02 20 00 04 50
4CE8:40 00 08 80 00 11 00 00 EE
4CF0:22 00 00 24 00 00 78 00 CD
4CF8:00 60 00 00 80 00 00 00 AD
4D00:00 03 FE 00 04 01 00 04 63
4D08:39 00 04 41 00 04 41 00 66
4D10:04 39 00 08 01 00 11 FE A4
4D18:00 22 00 00 44 00 00 88 E5
4D20:00 01 10 00 02 20 00 04 91
4D28:40 00 08 80 00 11 00 00 3F
4D30:22 00 00 24 00 00 78 00 0F
4D38:00 60 00 00 80 00 00 00 EE
4D40:00 03 FE 00 04 01 00 04 A3
4D48:85 00 04 49 00 04 31 00 2D
4D50:04 49 00 08 85 00 11 FE 0D
4D58:00 22 00 00 44 00 00 88 26
4D60:00 01 10 00 02 20 00 04 D1
4D68:40 00 08 80 00 11 00 00 70
4D70:22 00 00 24 00 00 78 00 4F
4D78:00 60 00 00 80 00 00 00 2F
4D80:00 03 FE 00 04 01 00 04 E3
4D88:89 00 04 89 00 04 51 00 B3
4D90:04 21 00 08 01 00 11 FE 1F
4D98:00 22 00 00 44 00 00 88 66
4DA0:00 01 10 00 02 20 00 04 12
4DA8:40 00 08 80 00 11 00 00 B0
4DB0:22 00 00 24 00 00 78 00 8F
4DB8:00 60 00 00 80 00 00 00 6F
4DC0:00 03 FE 00 07 FF 00 07 3B
4DC8:FF 00 07 FF 00 07 FF 00 60
4DD0:07 FF 00 0F FF 00 1F FE 1D
4DD8:00 3E 00 00 7C 00 00 FB DF
4DE0:00 01 F0 00 03 E0 00 07 7C
4DE8:C0 00 0F 80 00 1F 00 00 4A
4DF0:3E 00 00 3C 00 00 78 00 5F
4DF8:00 60 00 00 80 00 00 00 AF
4E00:A2 34 8E F8 5F A2 37 8E DE
4E08:F9 5F A2 00 8E 27 D0 A2 23
4E10:07 8E 28 D0 A2 03 8E 15 39
4E18:D0 A2 B7 4C 30 4E D8 D4 C2
4E20:00 00 00 00 01 04 10 40 35
4E28:02 08 20 80 03 0C 30 C0 3D
4E30:8E 00 D0 8E 02 D0 A0 7D 29
4E38:8C 01 D0 8C 03 D0 FC F3 87
4E40:CF 3F EA EA EA EA A9 02 F8
4E48:8D 56 03 A9 05 8D 57 03 4C
4E50:A9 07 8D 58 03 A9 FF 8D 07
4E58:8A 02 A9 00 8D 52 03 A9 55
4E60:CB 85 4B 85 4D A9 D9 85 50

```



```

4E68:4C A9 5D 85 4E A9 5F 85 F6
4E70:FB A9 6E 85 FC A9 07 8D C5
4E78:53 03 A9 24 85 FD A9 4E BC
4E80:85 09 A9 3F 8D 02 DD A9 AC
4E88:96 8D 00 DD A9 D8 8D 16 93
4E90:D0 A9 3B 8D 11 D0 A9 78 D7
4E98:8D 18 D0 A9 01 8D 20 D0 06
4EA0:8D 21 D0 A9 00 85 22 A9 05
4EA8:60 85 23 A9 40 85 24 A0 D6
4EB0:00 A9 00 A2 7F 91 22 E6 4F
4EB8:22 D0 FA E6 23 E4 23 D0 2C
4EC0:F4 A6 24 E8 91 22 E6 22 99
4EC8:E4 22 D0 F8 EA A9 60 8D 56
4ED0:CC 4E 4C 76 50 A9 00 8D 0F
4ED8:54 03 AD 10 D0 D0 16 EE FB
4EE0:00 D0 EE 02 D0 D0 05 A9 2D
4EE8:FF D0 18 D0 EE 00 D0 EE FF
4EF0:02 D0 4C 0B 4F AD 00 D0 FE
4EF8:C9 57 D0 03 4C 76 50 EE 66
4F00:00 D0 EE 00 D0 EE 02 D0 C7
4F08:EE 02 D0 CE 52 03 30 03 A7
4F10:4C 28 50 A9 03 8D 52 03 79
4F18:D8 18 A5 FC 69 08 85 FB 10
4F20:90 02 E6 FC E6 4B E6 4D B3
4F28:D0 04 E6 4C E6 4E 4C 3E 19
4F30:50 A9 00 8D 54 03 AD 10 54
4F38:D0 D0 19 AD 00 D0 C9 19 61
4F40:D0 03 4C 76 50 CE 00 D0 87
4F48:CE 02 D0 CE 00 D0 CE 02 B8
4F50:D0 4C 67 4F A9 00 D0 CE 33
4F58:02 D0 D0 05 CE 00 D0 10 0F
4F60:D0 CE 00 D0 CE 02 D0 EE 37
4F68:52 03 A9 04 CD 52 03 F0 15
4F70:03 4C 28 50 A9 00 8D 52 68
4F78:03 A5 FB E9 08 85 FB B0 1F
4F80:02 C6 FC C6 4B C6 4D A9 97
4F88:FF C5 4D D0 04 C6 4C C6 E9
4F90:4E 4C 3E 50 A9 01 8D 54 F6
4F98:03 AD 01 D0 C9 E5 D0 03 DB
4FA0:4C 76 50 EE 01 D0 EE 03 2B
4FA8:D0 18 E6 FB D0 02 E6 FC AB
4FB0:EE 53 03 AD 53 03 C9 08 19
4FB8:F0 03 4C 28 50 A9 00 8D 53
4FC0:53 03 18 E6 FC A5 FB 69 1B
4FC8:38 85 FB 90 02 E6 FC 18 2B
4FD0:A5 4B 69 28 85 4B 85 4D 76
4FD8:90 04 E6 4C E6 4E 4C 3E A9
4FE0:50 A9 01 8D 54 03 AD 01 16
4FE8:D0 C9 1E D0 03 4C 76 50 B9
4FF0:CE 01 D0 CE 03 D0 C6 FB 23
4FF8:A9 FF C5 FB D0 02 C6 FC FD
5000:CE 53 03 10 23 A9 07 8D 99
5008:53 03 C6 FC A5 FB E9 38 E4
5010:85 FB B0 02 C6 FC 18 A5 A8
5018:4B E9 27 85 4B 85 4D B0 D1
5020:04 C6 4C C6 4E 4C 3E 50 DA
5028:A2 00 A1 FB AC 52 03 11 D3
5030:FD 81 FB A9 FF 85 A2 A5 4B
5038:A2 30 FC 4C 76 50 A5 FD D8
5040:A2 00 C9 2C D0 05 AD 56 7A
5048:03 81 4B C9 28 D0 0A A1 0B
5050:4D 29 F0 18 6D 57 03 81 D1
5058:4D C9 24 D0 16 A1 4D 29 9E
5060:0F 8D 7A 03 AD 58 03 A0 E0
5068:04 0A 88 D0 FC 18 6D 7A 49
5070:03 81 4D 4C 28 50 A9 00 37
5078:20 E4 FF EA 01 DC E0 FB 86
5080:F0 04 C9 4A D0 03 AC 31 D4
5088:4F E0 F7 F0 04 C9 4C D0 C7
5090:03 4C D5 4E E0 FE F0 04 4E
5098:C9 49 D0 03 4C E1 4F E0 24
50A0:FD F0 04 C9 2C D0 03 4C 90
50A8:94 4F E0 F6 F0 04 C9 4F 6D
50B0:D0 0B AC 54 03 D0 03 4C 05
50B8:01 4F 4C D5 4E E0 FA F0 E1
50C0:04 C9 55 D0 0B AC 54 03 44
50C8:D0 03 4C E1 4F 4C 31 4F 97
50D0:E0 F9 F0 04 C9 4D D0 0B E9
50D8:AC 54 03 D0 03 4C 94 4F 14
50E0:4C 31 4F E0 F5 F0 04 C9 31
50E8:2E D0 0B AC 54 03 D0 03 54
50F0:4C 94 4F 4C D5 4E C9 85 8C
50F8:D0 03 4C C4 51 C9 93 D0 42

```

```

5100:06 20 A3 4E 4C 76 50 C9 AD
5108:86 D0 10 AE 21 D0 E8 E0 0E
5110:10 D0 02 A2 00 8E 21 D0 A6
5118:4C F0 54 C9 89 D0 03 4C E8
5120:5D 53 C9 87 D0 10 AE 20 3C
5128:D0 E8 E0 10 D0 02 A2 00 5E
5130:8E 20 D0 4C 76 50 C9 8B 15
5138:D0 03 4C 76 50 C9 88 D0 80
5140:17 AE 34 50 E0 FF F0 08 96
5148:A2 FF 8E 34 50 4C 76 50 42
5150:A2 F6 8E 34 50 4C 76 50 08
5158:C9 8C D0 03 4C 3D 52 C9 13
5160:5A D0 12 A0 20 84 FD A0 60
5168:33 8C F8 5F AC 21 D0 8C F4
5170:28 D0 4C 3E 50 C9 58 D0 F3
5178:12 A0 2C 84 FD A0 35 8C 83
5180:F8 5F AC 56 03 8C 28 D0 DD
5188:4C 3E 50 C9 43 D0 12 A0 A9
5190:24 84 FD A0 34 8C F8 5F 55
5198:AC 58 03 8C 28 D0 4C 3E 2C
51A0:50 C9 56 D0 12 A0 28 84 9D
51A8:FD A0 36 8C F8 5F AC 57 F7
51B0:03 8C 28 D0 4C 3E 50 C9 CF
51B8:41 D0 03 4C 14 52 4C 76 4E
51C0:50 EA EA EA A5 FD C9 2C 37
51C8:F0 35 C9 28 F0 1C C9 24 9C
51D0:F0 03 4C 76 50 EE 58 03 8F
51D8:AD 58 03 C9 10 D0 05 A9 DC
51E0:00 8D 58 03 8D 28 D0 4C 1D
51E8:3E 50 EE 57 03 AD 57 03 92
51F0:F9 10 D0 05 A9 00 8D 57 A6
51F8:03 8D 28 D0 4C 3E 50 EE 7D
5200:56 03 AD 56 03 C9 10 D0 DB
5208:05 A9 00 8D 56 03 8D 28 74
5210:D0 4C 3E 50 AD 70 03 D0 03
5218:12 A9 31 8D 2F 50 A9 8B C8
5220:8D 30 50 A9 01 8D 70 03 5E
5228:4C 63 51 A9 00 8D 70 03 AA
5230:A9 11 8D 2F 50 A9 FD 8D 45
5238:30 50 4C 76 50 20 49 53 E2
5240:EA A9 4E 85 8E A9 60 8D 50
5248:3B 50 AD 52 03 8D 5C 03 83
5250:AD 53 03 8D 5D 03 A5 FB 18
5258:85 35 A5 FC 85 36 A9 00 E9
5260:8D 5F 03 20 CB 52 A2 00 F2
5268:A1 35 AC 5C 03 31 8D F0 6F
5270:03 4C 14 53 AD 5E 03 D0 1F
5278:09 20 31 4F 20 8A 52 4C 59
5280:66 52 C9 01 D0 09 20 D5 F6
5288:4E 20 CB 52 4C 66 52 20 BB
5290:94 4F A9 00 8D 5F 03 AD 26
5298:60 03 D0 06 20 CB 52 4C C9
52A0:66 52 20 A8 52 4C 66 52 7E
52A8:A9 00 8D 5E 03 EE 5F 03 4F
52B0:EE 5C 03 A9 04 CD 5C 03 F1
52B8:F0 01 60 A9 00 8D 5C 03 AE
52C0:A5 35 E9 08 85 3D B0 02 A7
52C8:C6 36 60 A9 01 8D 5E 03 03
52D0:EE 5F 03 CE 5C 03 30 01 62
52D8:60 A9 03 8D 5C 03 18 A5 16
52E0:35 69 08 85 35 90 02 E6 AA
52E8:36 60 A9 02 8D 5E 03 18 1A
52F0:E6 35 D0 02 E6 36 EE 5D DB
52F8:03 AD 5D 03 C9 08 F0 01 B7
5300:60 A9 00 8D 5D 03 18 E6 28
5308:36 A5 35 69 38 85 35 90 43
5310:02 E6 36 60 AD 5E 03 8D B8
5318:60 03 D0 09 20 CB 52 20 4F
5320:EA 52 4C 66 52 C9 01 D0 4D
5328:09 20 8A 52 20 EA 52 4C 33
5330:66 52 A9 4C 8D 3E 50 A9 3C
5338:A9 8D 76 50 A9 00 8D 77 CA
5340:50 A9 20 8D 78 50 4C 76 6A
5348:50 A9 2C 85 8D 79 4C 8D 98
5350:76 50 A9 32 8D 77 50 A9 33
5358:53 8D 78 50 60 A9 4C 8D EF
5360:9B 4E A9 76 8D 9C 4E A9 2A
5368:50 8D 9D 4E A0 04 AD 00 A3
5370:D8 8D 41 7F EE 72 53 D0 BF
5378:03 EE 73 53 EE 6F 53 D0 AC
5380:06 EE 70 53 88 F0 03 4C 83
5388:6E 53 AD 21 D0 8D 29 83 95
5390:AD 20 D0 8D 2A 83 20 81 2A

```

```

5398:FF A9 FE 8D FE 5B 85 4F 22
53A0:A9 5B 8D FF 5B 85 50 A9 DF
53A8:97 8D 00 DD A9 3F 8D 02 C3
53B0:DD A9 01 8D 20 D0 8D 21 2A
53B8:D0 A9 00 8D 86 02 A2 14 A0
53C0:BD A0 54 20 D2 FF CA D0 F7
53C8:F7 20 E4 FF F0 FB 8D 84 27
53D0:03 C9 45 D0 03 4C 74 54 A7
53D8:C9 4C F0 07 C9 53 F0 03 86
53E0:4C BE 53 20 DB 54 A2 1A 59
53E8:BD B4 54 20 D2 FF CA D0 25
53F0:F7 A0 00 8C 7C 03 20 CF 84
53F8:FF 99 00 08 C8 EE 7C 03 84
5400:C9 0D D0 F2 CE 7C 03 EA 73
5408:EA EA EA EA EA EA EA EA B0
5410:EA EA EA EA 20 D2 FF A2 E3
5418:0C BD CE 54 20 D2 FF CA 6C
5420:D0 F7 20 E4 FF F0 FB C9 07
5428:54 D0 0B A0 01 8C 7D 03 D2
5430:20 E4 FF 4C 48 54 C9 44 52
5438:D0 0B A0 08 8C 7D 03 20 21
5440:E4 FF 4C 48 54 4C 17 54 BF
5448:AD 7C 03 A2 00 A0 08 20 24
5450:BD FF A9 02 AE 7D 03 A0 3F
5458:01 20 BA FF AD 84 03 C9 30
5460:4C F0 0C A9 4F A2 2C A0 85
5468:83 20 D8 FF 4C 74 54 A9 7C
5470:00 20 D5 FF A0 04 AD 41 8D
5478:7F 8D 00 D8 EE 77 54 D0 A0
5480:03 EE 78 54 EE 7A 54 D0 95
5488:06 EE 7B 54 88 F0 03 4C FE
5490:76 54 AD 29 83 8D 21 D0 37
5498:AD 2A 83 8D 20 D0 4C 0F D7
54A0:55 D0 0D 54 49 58 45 67
54A8:20 52 4F 20 45 56 41 53 3B
54B0:2C 44 41 4F 4C 0D 0D 4E 9C
54B8:52 55 54 45 52 20 53 5C CB
54C0:45 52 50 20 2C 45 4D 41 FE
54C8:4E 20 52 45 54 4E 45 4B F0
54D0:53 49 44 20 52 4F 20 45 55
54D8:50 41 54 A2 02 C9 4C D0 4F
54E0:0D 8E 00 D8 8E 01 D8 8E F9
54E8:02 D8 8E 03 D8 60 8E 05 35
54F0:D8 8E 06 D8 8E 07 D8 8E C8
54F8:08 D8 60 E0 00 D0 08 A9 F2
5500:01 8D 27 D0 4C 76 50 A9 07
5508:00 8D 27 D0 4C 76 50 A9 8E
5510:00 8D 6F 53 8D 7A 54 A9 E9
5518:D8 8D 70 53 8D 7B 54 A9 82
5520:41 8D 72 53 8D 77 54 A9 EE
5528:7F 8D 73 53 8D 78 54 4C DC
5530:B5 4C 00 00 00 00 00 00 C8

```

Program 2: Hi-Res Picture Loader

For instructions on entering this listing, please refer to "COMPUTE!'s Guide to Typing in Programs" in this issue of COMPUTE!.

```

XQ 5 PRINT "[CLR]{10 DOWN}
      {11 RIGHT}JUST A MOMENT..
      ."
BE 10 IFA=0THENA=:LOAD"DEMO",
      8,1
AR 20 PRINT "[CLR]{10 DOWN}
      {11 RIGHT}JUST A MOMENT.
      ..":B=55296:C=33577
KH 30 FOR T=32577TO33576:POKE
      [SPACE]B,PEEK(T):B=B+1:N
      EXT
KS 40 POKE53281,PEEK(C):POKE53
      280,PEEK(C+1)
MP 50 POKE56578,63:POKE56576,1
      50:POKE53270,216:POKE532
      65,59:POKE53272,120
GH 60 REM SPRITE POINTERS NOW
      [SPACE]LOCATED AT 24568
      [SPACE]TO 24575
GA 70 REM STORE SPRITE DATA IN
      BANK 1 BETWEEN 16384 AN
      D 23552
GH 80 GOTO 80

```


Amiga Math Graphics

Warren Block

Is math boring? Before you answer, take a look at this Amiga BASIC program. It creates graceful, multicolored graphic designs based on a variety of interesting mathematical functions.

As one of my first Amiga programming projects, I decided to convert several Apple II+ hi-res graphics routines to run on my new machine. Originally, all these routines were written as one-liners: That is, the entire program would fit (just barely, sometimes) on one BASIC line. "Amiga Math Graphics" combines all of them into a single program. At the very least, these routines demonstrate the speed and power of the Amiga, while creating a pleasing visual display. At their best, perhaps they will convince you to explore the field of micro-computer graphics—a field which many people avoid because it seems difficult. Pictures are a fundamental part of communication, and being able to use graphics on the computer will improve your ability to communicate through that medium.

Type in the program and save a copy before you run it. The small \leftarrow character indicates where each program line ends. Don't try to type this character—we deliberately chose one that's not on the Amiga keyboard. The \leftarrow character merely shows where you should press RETURN to end one program line and start another.

Labeled Subroutines

Although the routines in this program were originally one-liners, it seemed a shame to keep them that way when AmigaBASIC makes it so easy to write neat, readable code.

Each routine is marked with a descriptive label. Let's look at each of them in turn.

RightOvals. The basic formula used in this routine forms the basis for several different plotting routines. They all involve drawing a line from the perimeter of one oval to the perimeter of another. In this case, the line is drawn from a point on the first oval to a point halfway along the other.

SideOvals. Only minor changes were made to RightOvals to produce this interesting display. The second oval was tilted with respect to the first, and the line is plotted with an offset added to the x coordinate of the second oval.

Scaling Graphic Shapes

When the trigonometric functions sine and cosine are used for graphics, a problem arises because both of these functions return only values between 0 and 1. Without scaling (adjusting) the figures to fit the computer's display, you would see only three or four pixels in the middle of the screen. Scaling the display involves multiplying a set of coordinates by a constant amount. However, if you multiply both the x (horizontal) and y (vertical) coordinates by the same amount, the graph appears to be squashed horizontally on the screen. This occurs because the Amiga's aspect ratio (the ratio of horizontal to vertical pixels) is greater than 1. In plain English, there are more pixels across the screen than there are from top to bottom. To adjust for the aspect ratio, you must make the horizontal scaling factor larger than the vertical factor.

Other factors influence aspect ratio, including the type of monitor you have and the physical shape and relative locations of the pixels it displays. Some experimentation is




required to find the best scaling values for any given display. In this program, the R variables (R1, R2, and so on) set the scaling factors for various routines. By changing these values, you can squash the shapes vertically or horizontally.

TwistedBand. Using a minor variation on the double-oval effect, this routine creates a display that looks remarkably like a twisted loop of paper. The only real difference from SideOvals is that an offset is added to the y coordinate of the second oval, not to its x coordinate.

Multilobe. This routine employs a common polar function which involves multiplying an angle theta by a fixed constant, then using this new value to compute the R value (theta and R are discussed at the end of this article). The effect is that of several squashed, distorted lobes instead of a plain circle. By setting the variable Lobes to 4, eight lobes are drawn. Try changing Lobes to different values (including nonintegers) for some interesting variations.

Show Your Colors

Before you bought an Amiga, you may have heard that it can display 4096 different colors. The low-resolution graphics screen lets you display as many as 32 different colors at once. If you're familiar with earlier computers, the Amiga's color system may seem confusing at first. On a Commodore 64, for example, color 2 is always red, and so on. But the Amiga, like the PC/PCjr, allows you to assign any color to color 2. The PALETTE statement allows you to define color 2 as black, magenta, or whatever you like. The color number simply provides a means for referring to that color—however you define it.



"Amiga Math Graphics" creates these graceful shapes with short routines based on polar functions.

To use PALETTE, imagine that you have three cans of paint: one red, one green, and one blue. By mixing various portions of these cans together, you can create almost any conceivable color. For example, to make a bright red, take 90 percent of the paint in the red can and mix it with 20 percent of the paint in the green can (you don't need any blue). By coincidence, this is just the way the PALETTE statement works. The statement PALETTE 5,90,20,0 assigns a bright red color to color 5. (Strictly speaking, color mixing in Amiga BASIC is more like mixing colors of *light* than colors of paint. Thus, the statement PALETTE 5, 1, 1, 1 sets red, green, and blue to maximum intensity, creating a white color. If you mix red, green, and blue pigments of equal intensities, the result is a very dark brown or black.)

SpiralCone. Using a method similar to Multilobe, this routine multiplies the theta value by 3, resulting in a six-lobed figure. However, only the x coordinate for this figure is used. The y coordinate is calculated using the normal value of theta. A conelike shape is formed by drawing all lines from the center of the display to the calculated points.

SideSpiralCone. This is merely SpiralCone drawn sideways, with different scaling values. The difference in appearance is substantial enough to prevent most viewers from detecting the similarities.

The last two routines in the program rely on similar functions, but produce patterns that look very different on the screen.

Circles. This routine defines a small circle surrounded by a larger

one; then it picks 6 equally spaced points on the inner circle. The final design is created by drawing a line from each of those points to 20 or so equally spaced points on the outer circle.

Spikes. Although this routine looks nearly identical to Circles, the shape it draws is completely different.

There's A System To This

You can enjoy and experiment with this program without understanding the math that underlies the graphics. For those who are interested, here's a further explanation of how it works.

In the field of mathematics, there are many systems for expressing the location of a point in a plane. Generally, the center of the system is referred to as the *origin*. The origin is simply a reference point; the location of all other points is defined with respect to the origin.

Most people are familiar with the Cartesian coordinate system, in which the location of any point is expressed in terms of x and y coordinates. The x value represents the point's horizontal distance from the point of origin. Similarly, the y coordinate represents the point's vertical distance from the origin.

The Cartesian system works well for representing two- and three-dimensional shapes on a two-dimensional surface such as the computer's display screen. However, the *polar* coordinate system is much more convenient when you're using trigonometric functions such as sine and cosine. In this scheme, a point's location is expressed as a distance from the origin (conventionally labeled R) and

an angle (usually labeled *theta*, or with the Greek letter θ) from a reference line.

Polar Functions

The routines in this program are all based on polar functions. Since Amiga BASIC commands use Cartesian coordinates (roughly—see below), it's necessary to convert from polar to Cartesian coordinates. In general, this operation can be performed by the expressions $X=R*\text{COS}(\text{theta})$ and $Y=R*\text{SIN}(\text{theta})$.

There are a few difficulties in adapting the graph of a polar function to a computer display. The easiest problem to allow for is the fact that most graphics displays (including the Amiga's) use an upside-down Cartesian system: That is, a point's y coordinate specifies how far *down* the screen the point lies—the exact opposite of the normal Cartesian system. Since all of our shapes are vertically symmetrical, this problem can simply be ignored.

Another difficulty arises because the Amiga's display does not allow for negative coordinates. The Amiga's origin point is in the upper left corner of the screen, not the center of the viewing area as in the Cartesian system. This can easily be corrected by considering the middle of the display to be the origin. In the calculations, all this involves is adding an x and y offset to the points you wish to plot.

Amiga Math Graphics

```
MathGraphics:◀
GOSUB Initialize◀
' Repeat until the user presses
' a key.                                ◀
WHILE INKEY$=""◀
' Module 1:RightOvals
◀
```



```

R1=150<
R2=25
<
R3=25 <
R4=85<
Inc=Pi/64<
FOR Theta=0 TO 2*TwoPi STEP Inc
<
X1=FNpolarX(R1,Theta)<
Y1=FNpolarY(R2,Theta)<
X2=FNpolarX(R3,Theta+Pi)<
Y2=FNpolarY(R4,Theta+Pi)<
LINE(X2,Y2)-(X1,Y1),INT(RND*31)+
1 <
NEXT<
Pause<
' Module 2:SideOvals--<
' Same thing, only different.<
R1=150<
R2=35<
R3=65 <
R4=85<
Inc=Pi/64<
Offset=Pi/3<
FOR Theta=0 TO 3*TwoPi STEP Inc<
X1=FNpolarX(R1,Theta)<
Y1=FNpolarY(R2,Theta)<
X2=FNpolarX(R3,Theta+Offset)<
Y2=FNpolarY(R4,Theta)<
LINE(X1,Y1)-(X2,Y2),INT(RND*31)+
1<
NEXT<
Pause<
' Module 3:TwistedBand<
' Yet another variation on the d
ouble oval theme.<
R1=150<
R2=35<
R3=65 <
R4=85<
Inc=Pi/64<
Offset=Pi/3<
FOR Theta=0 TO 3*TwoPi STEP Inc<
X1=FNpolarX(R1,Theta)<
Y1=FNpolarY(R2,Theta)<
X2=FNpolarX(R3,Theta)<
Y2=FNpolarY(R4,Theta+Offset)<
LINE(X1,Y1)-(X2,Y2),INT(RND*31)+
1<
NEXT<
Pause<
' Module 4:Multilobe<
R1=100<
Inc=Pi/128<
Lobes=4<
FOR Theta=0 TO 2*TwoPi STEP Inc<
R2=R1*SIN(Lobes*Theta)<
X1=FNpolarX(R2,Theta)<
Y1=FNpolarY(R2,Theta)<
LINE (XCenter,YCenter)-(X1,Y1),I
NT(RND*31)+1<
NEXT<
Pause<
' Module 5:SpiralCone<
R1=100<
R2=85<
Inc=Pi/160<
Lobes=3<
FOR Theta=0 TO 2*TwoPi STEP Inc<
X1=FNpolarX(R1,Theta*Lobes)<
Y1=FNpolarY(R2,Theta)<
LINE (XCenter,YCenter)-(X1,Y1),I
NT(RND*31)+1<
NEXT<
Pause<
' Module 6:SideSpiralCone<
R1=130<
R2=80<
Inc=Pi/160<
Lobes=3<
FOR Theta=0 TO 2*TwoPi STEP Inc<
X1=FNpolarX(R1,Theta)<
Y1=FNpolarY(R2,Theta*Lobes)<
LINE (XCenter,YCenter)-(X1,Y1),I
NT(RND*31)+1<
NEXT<

```

```

Pause<
' Module 7:Circles<
R1=115<
R2=85<
R3=40<
R4=45<
Incl=Pi/3<
Inc2=Pi/20<
FOR Thetal=0 TO TwoPi STEP Incl<
FOR Theta2= 0 TO TwoPi STEP Inc2
<
X1=FNpolarX(R1,Theta2)<
Y1=FNpolarY(R2,Theta2)<
X2=FNpolarX(R3,Thetal)<
Y2=FNpolarY(R4,Thetal)<
LINE (X1,Y1)-(X2,Y2),INT(RND*31)
+1<
NEXT<
NEXT<
Pause<
' Module 8:Spikes<
R1=115<
R2=85<
R3=40<
R4=45<
Incl=Pi/3<
Inc2=Pi/18<
FOR Thetal=0 TO TwoPi STEP Incl<
FOR Theta2= 0 TO TwoPi STEP Inc2
<
X1=FNpolarX(R1,Theta2)<
Y1=FNpolarY(R2,Thetal)<
X2=FNpolarX(R3,Thetal)<
Y2=FNpolarY(R4,Theta2)<
LINE (X1,Y1)-(X2,Y2),INT(RND*31)
+1<
NEXT<
NEXT<
Pause<
WEND<
' Shut everything down and quit.
<
WINDOW CLOSE 2
<
SCREEN CLOSE 2<
WINDOW OUTPUT 1<
END<
<
SUB Pause STATIC<
FOR Delay=1 TO 500<
NEXT<
CLS<
END SUB<
<
Initialize:<
' Set up a 32 color low-res scre
en.<
SCREEN 2,320,200,5,1<
WINDOW 2,"AmigaBASIC Graphics", (
0,0)-(297,185),23,2<
CLS<
' Color 0 (background) is black.
<
PALETTE 0,0,0,0<
' Set up the other 31 colors as
random combinations.<
FOR L=1 TO 31
<
PALETTE L,RND,RND,RND<
NEXT<
' Keep the random sequence rando
m.<
RANDOMIZE TIMER<
' Define constants.<
Pi=3.14159
<
TwoPi=2*Pi<
XCenter=151<
YCenter=93<
' Define polar to Cartesian conv
ersion functions.<
DEF FNpolarX(R,Theta)=R*COS(Thet
a)+XCenter<
DEF FNpolarY(R,Theta)=R*SIN(Thet
a)+YCenter<
RETURN <

```

Copies of articles from this publication are now available from the UMI Article Clearinghouse.

For more information
about the Clearinghouse,
please fill out and mail back
the coupon below.

UMI Article
Clearinghouse

Yes! I would like to know more about UMI
Article Clearinghouse. I am interested in
electronic ordering through the following
system(s):

DIALOG/Dialorder ITT Dialcom
 OnType OCLC ILL
Subsystem

Other (please specify) _____

I am interested in sending my order by
mail.

Please send me your current catalog and
user instructions for the system(s) I
checked above.

Name _____

Title _____

Institution/Company _____

Department _____

Address _____

City _____ State _____ Zip _____

Phone (_____) _____

Mail to: University Microfilms International
300 North Zeeb Road, Box 91 Ann Arbor, MI 48106

Atari Fractal Dragons

Dennis E. Hamilton

Few programs have spawned as much reader interest in recent months as Paul Carlson's fractal graphics routines, published in the March 1986 issue of COMPUTE!. These translations for eight-bit Atari computers provide valuable insight into how well-written BASIC programs can achieve good performance without the need for machine language routines.

Here are two Atari BASIC programs that draw fascinating images based on fractal curves. The subject of fractals has been discussed in two previous articles: "IBM Fractal Graphics," by Paul Carlson (COMPUTE!, March, 1986), and "MODified Shapes For Atari ST," by Robert Geiger (COMPUTE!, August, 1986). This article allows owners of eight-bit Atari computers to explore fractal graphics as well. Programs 1 and 2 are written entirely in BASIC, so they're both easy to modify. Type in and save both programs.

Both programs draw the same shape, but at very different speeds (Program 2 is faster). The result in both cases is a complex pattern which resembles an abstract, Oriental dragon (see photo). You can enjoy the designs without understanding the math involved. However, by examining the programs you can learn something about efficient BASIC programming as well as the mathematical principles that underlie the code.

Program 1 shows, in lines 200-

410, the simplicity of the edge-drawing procedure. The behavior of the dragon curve is related to the patterns of binary bits that arise as a counter is advanced from all 0's, in single increments, up to all 1's. The way that the curve contains nested, miniature versions of itself is directly related to the way the lowest-order bits repeat cyclically while we step a binary counter through its entire range. A dragon curve is generally created in one of two ways: either by breaking up existing segments to fill up space, or by keeping a counter to pace off the course.

The speed of Program 1 is governed by how fast we increment the binary counter in the SN() array. Lines 400-410 provide a very quick solution. Note that it's not necessary to inspect the entire counter to establish the direction of the next move. The change in direction is determined by the binary bit just beyond where the highest carry lands. Line 410 makes that adjustment too; lines 210-220 keep the transformed direction value in the correct range.

These improvements, along with efficient use of tables and FOR-NEXT control, produce curves at a rate that is almost pleasant to watch, down to a mesh interval of two pixels. Program 1 draws each finer curve on top of its predecessor so that you can observe the nesting of patterns. Program 2 works differently, plotting only the endpoints of segments, instead.

Brains Over Muscle

Program 1 performs reasonably well, but is still quite slow at maximum resolution. Program 2 draws exactly the same pattern, but at much higher speed. Both programs use the same line-numbering scheme so that you can identify the program changes precisely.

The second program takes advantage of a technique known as *loop unwinding*. Instead of counting by ones, as in the first program, Program 2 advances the counter in steps of eight. For each eight-step counter increment, the eight required one-moves are performed immediately, one after the other. This approach works well because of the dragon curve's relationship to counting. Each time the three lowest bits of the dragon curve "odometer" step through the eight binary values from 000 to 111, the program performs the same fundamental pattern of *relative* direction changes. Lines 300-370 play out that pattern, including certain other simplifications made possible because we now know precisely what the three lowest counter bits would have been at each step.

Although it uses no machine language routines, Program 2 shows a dramatic increase in efficiency over Program 1. Not every fractal-tracing problem can be solved so easily, but these programs demonstrate one case where brains, in the form of careful logic, can achieve nearly as much as the

muscle of machine language.

For instructions on entering these listings, please refer to "COMPUTE!'s Guide to Typing In Programs" in this issue of COMPUTE!.

Program 1. Fractals As Counting

```
NG 30 GRAPHICS 8:COLOR 1
EN 40 DIM SN(14),SX(3),SY(3)
HP 50 FOR I=0 TO 3:READ D:SN(I)=D:READ D:SY(I)=D:N
EXT I
DK 60 DATA 128,0,0,128,-128,0,0,-128
DC 100 N2=0:POKE 752,1
LF 110 SETCOLOR 2,N2,2:SETCOLOR 1,0,12:N2=N2+1:NC=2*N2:NP=NC-1
LN 120 IF NC>12 THEN POKE 752,0:END
ON 125 POKE 77,0:REM Defer Attract Mode
IP 130 FOR I=0 TO 3:SN(I)=SX(I)/2:SY(I)=SY(I)/2:NEXT I
KH 140 POKE 656,0:POKE 657,5:PRINT "ATARI Fractal Dragons Mesh ";SX(0);";"
FB 150 X=100:Y=96:PLOT X,Y
PK 160 FOR C=0 TO NC:SN(C)=0:NEXT C
AP 200 FOR D=4-N2 TO 100
CH 210 IF D>3 THEN D=D-4
CG 220 IF D<0 THEN D=D+4
BI 300 X=X+SX(D):Y=Y+SY(D):DRAWTO X,Y
BK 400 FOR C=0 TO NP:IF SN(C)
```

```
)>0 THEN SN(C)=0:NEXT C:GOTO 110
AO 410 SN(C)=1:D=D-2*SN(C+1):NEXT D
```

Program 2. Counting In Blocks

```
NG 30 GRAPHICS 8:COLOR 1
KH 40 DIM SN(14),SX(12),SY(12)
PP 50 FOR I=0 TO 12:READ D:SN(I)=D:READ D:SY(I)=D:NEXT I
GC 60 DATA 32,0,0,32,-32,0,0,-32
GD 70 DATA 32,0,0,32,-32,0,0,-32
GE 80 DATA 32,0,0,32,-32,0,0,-32
EE 90 DATA 32,0
OE 100 N2=2:POKE 752,1
BD 110 SETCOLOR 2,N2-1,2:SETCOLOR 1,0,12:N2=N2+1:NC=2*N2:NP=NC-1
LP 120 IF NC>14 THEN POKE 752,0:END
ON 125 POKE 77,0:REM Defer Attract Mode
LP 130 FOR I=0 TO 12:SN(I)=SX(I)/2:SY(I)=SY(I)/2:NEXT I
KH 140 POKE 656,0:POKE 657,5:PRINT "ATARI Fractal Dragons(3 SPACES)Mesh ";SX(0);";"
FB 150 X=100:Y=96:PLOT X,Y
PK 160 FOR C=0 TO NC:SN(C)=0:NEXT C
BD 200 FOR D=8-N2 TO 100
```

```
DA 210 IF D>7 THEN D=D-4
CX 220 IF D<4 THEN D=D+4
NB 300 X=X+SX(D):Y=Y+SY(D):PLOT X,Y
LJ 305 D=D+1
NH 310 X=X+SX(D):Y=Y+SY(D):PLOT X,Y
JA 320 X=X+SX(D+1):Y=Y+SY(D+1):PLOT X,Y
NJ 330 X=X+SX(D):Y=Y+SY(D):PLOT X,Y
BK 335 D=D+1-2*SN(3)
MK 340 X=X+SX(D):Y=Y+SY(D):PLOT X,Y
JD 350 X=X+SX(D+1):Y=Y+SY(D+1):PLOT X,Y
MH 360 X=X+SX(D):Y=Y+SY(D):PLOT X,Y
NB 365 D=D-1
MN 370 X=X+SX(D):Y=Y+SY(D):PLOT X,Y
BN 400 FOR C=3 TO NP:IF SN(C)>0 THEN SN(C)=0:NEXT C:GOTO 110
AO 410 SN(C)=1:D=D-2*SN(C+1):NEXT D
```

COMPUTE!
TOLL FREE
Subscription
Order Line
1-800-247-5470
in IA 1-800-532-1272

Boot 64 For 128

Mike Tranchemontagne

Most Commodore 128 owners know that their computer can automatically load and run any 128 program from disk. This easy-to-use program adds the same convenience for Commodore 64 programs as well, allowing the 128 to load and run any 64 program automatically when you boot the system. A disk drive is required.

of which is its ability to run thousands of excellent Commodore 64 programs and games. The 128 can automatically load and run any program written for 128 mode or CP/M mode. Although there are programs for the 64 that automatically run after loading from disk, it's still necessary to type in a command like LOAD "PROGRAM",8,1 to activate the disk drive in 64 mode. "Boot 64 For 128" automates this process so that you can load and run any Commodore 64 pro-

gram simply by putting the disk in the drive and turning on the computer. This feature is ideal for younger members of the family or infrequent computer users. Even experienced programmers will appreciate the extra convenience it affords.

Creating An Autoboot Disk

Type in Programs 1, 2, and 3, and save copies of all three programs.

The Commodore 128 has many outstanding features, not the least

For the boot sector created by Program 2 to work properly, you must use the filename 128BOOT64 when saving Program 1. To create an auto-booting disk for 64 mode, follow these three steps:

1. Select the disk which will contain the 64 program you want to load and run automatically. Load Program 2, insert the disk in the drive, and run the program. When Program 2 is finished, the disk contains a 128 boot sector that will cause the computer to load and run a program named 128BOOT64. (You do not need to save Program 2 on the target disk.)

2. Load Program 1 and save it on the disk. Remember, you *must* save this program with the filename 128BOOT64.

3. Load the 64 program which you want to load and run automatically; then save it on the disk using the filename BOOT64. You *must* save the program with this filename.

Once you've performed all three steps, place the disk in the drive and reboot by turning the power off and on or by pressing the reset switch. If the computer does not load and run the desired program, check Programs 1 and 2 for typing errors and repeat the process. Keep in mind that the process won't work unless you use the filenames noted above.

Autobooting ML Programs

With this technique, you can load and run any Commodore 64 BASIC program. The same is true of any machine language program that runs like BASIC. For instance, *SpeedScript*, COMPUTE!'s word processor, ordinarily starts with LOAD "SPEEDSCRIPT",8 and RUN. To autoboot and run *SpeedScript*, simply save *SpeedScript* to disk with the filename BOOT64 as described in Step 3.

You can also autoboot and start a machine language program that normally loads with ,8,1 and starts with SYS instead of RUN. Program 3 is a very short BASIC loader which loads an ML program into memory, then activates it with SYS. As listed, the program loads and starts DOS 5.1, the DOS Wedge program supplied on the 1541/1571 Test/Demo disk. To

load a different ML program, replace the name DOS 5.1 in line 20 with the filename of your program, and replace the address 52224 in line 30 with the correct SYS address for the program. When that's done, perform steps 1 and 2 as described earlier; then save Program 3 on the disk with the filename BOOT64. Of course, you must also copy the ML program to the same disk, using the filename you specified in line 20 of Program 3.

How Autobooting Works

When you turn on the 128 (or reboot by pressing the reset button), the computer automatically performs several checks to determine which mode it will operate in. If an autostart cartridge is plugged into the cartridge port, the cartridge takes control. If the Commodore key is pressed, the computer enters 64 mode. If the STOP key is pressed, the 128 enters the built-in machine language monitor.

If none of these conditions applies, the 128 looks on sector 0 of track 1 of the current disk (known as the *boot sector*) to see whether it contains a boot header. If no boot header is found, the computer simply starts BASIC, which produces the familiar READY prompt. However, if the boot header information is present, the 128 automatically loads and runs the program indicated in the boot sector. This process works equally well with a 1571 or 1541 disk drive.

In 128 mode, the 128 can switch to 64 mode by performing the command GO64. However, there is no provision for loading and running a program after you enter 64 mode. To achieve the same effect, this program creates a boot sector that tells the computer to load and run the program 128BOOT64. That program, in turn, stores a short machine language program and cartridge-identifier bytes in the special memory area where Commodore 64 autostarting cartridges normally reside. The ML program causes the computer (now in 64 mode) to perform a normal reset. When the reset occurs, the computer detects the cartridge-identifier bytes, concludes that a cartridge is present, and runs the ML routine found at the cartridge start address.

This program, in turn, uses the dynamic keyboard technique to load and run a program named BOOT64 from disk. The process may seem complicated, but it all happens very quickly, and you need not understand the details in order to take advantage of it.

For instructions on entering these listings, please refer to "COMPUTE!'s Guide to Typing in Programs" in this issue of COMPUTE!.

Program 1: 128BOOT64

```
EP 10 A=32768: PRINT "(SWITCH
{SPACE}TO 40 COLUMN DISP
LAY)"
XK 20 READ D$: IF D$="-1" THEN
GO64
HR 30 POKE A,DEC(D$):A=A+1: GO
TO 20
PH 40 DATA 09,80,5E,FE,C3,C2,C
D,38,30
HM 50 DATA 8E,16,D0,20,A3,FD,2
0,50,FD
QX 60 DATA 20,15,FD,20,5B,FF,5
8
QH 70 DATA 20,53,E4,20,BF,E3,2
0,22,E4
CQ 80 DATA A2,FB,9A
PH 90 DATA A2,00,BD,41,80,F0,0
6
AK 100 DATA 20,D2,FF,E8,D0,F5
HA 110 DATA A9,0D,8D,77,02,8D,
78,02
FG 120 DATA A9,02,85,C6
JA 130 DATA 4C,74,A4
BR 140 DATA 0D,4C,4F,41,44,22,
42,4F,4F,54,36,34,22,2C
,38
BQ 150 DATA 0D,0D,0D,0D,0D,52,
55,4E,91,91,91,91,91,91
,91,0,-1
```

Program 2: Boot Sector Maker

```
RJ 10 REM PROGRAM 2, CREATE BO
OT SECTOR FOR 128BOOT64
JF 20 DCLEAR: OPEN 15,8,15: OP
EN 2,8,2,"#": PRINT# 15,
"B-P:2,0"
RR 30 READ D$: D=DEC(D$): IF D
>255 THEN 50
EE 40 PRINT# 2,CHR$(D);: GOTO
{SPACE}30
RJ 50 PRINT# 15,"U2;2,0,1,0"
SP 60 PRINT D$$: CLOSE 2: CLOS
E 15
XG 70 DATA 43,42,4D,00,00,00,0
0,31,32,38,42,4F,4F,54,3
6,34,00,00,A2,18
RM 80 DATA A0,0B,4C,A5,AF,52,5
5,4E,22,31,32,38,42,4F,4
F,54,36,34,00,100
```

Program 3: ML Loader

```
PM 10 REM C64 ML PROG LOADER E
XAMPLE
KM 20 IF A=0 THEN A=1: LOAD "D
OS 5.1",8,1
QE 30 SA=52224: REM START ADDR
ESS
KH 40 SYS SA
```


High-Speed String Sort For Atari BASIC

Everett Hutchison

Inspired by a previous COMPUTE! utility for Atari, this routine sorts strings with the lightning speed of machine language, yet it can be added to any BASIC program.

A recent article in COMPUTE! illustrated how to add a machine language search routine to Atari BASIC (see "High-Speed String Search for Atari BASIC," February, 1986). Another handy utility is the high-speed string sort, which can organize strings in a database, mailing list program, and the like.

The high-speed sort routine presented here is written in relocatable machine language, which means it can be added to any BASIC program without fear of memory conflicts. And it's fast—up to 900 times faster than BASIC. In the worst case, for instance, a BASIC bubble sort routine might take as long as five hours to sort 1000 strings. This routine can do it in 20 seconds.

Atari BASIC does not allow string arrays, so this sort works a little differently from those intend-

ed for other BASICs. All of the strings to be sorted are stored in one giant string. This string can have any legal string name. The sorted strings are actually substrings of the larger string.

The program demonstrates how to use the sort routine from BASIC. It creates and sorts 100 strings. Before calling the routine, you must DIMension a string 256 characters in length (see BUFFER\$ in line 10). The sort routine uses this string as a buffer. You must also POKE the starting address of the string into locations 232-233 (line 100). Call the routine with the following statement:

```
SORT=USR(ADR(SORT$),L,A,B,C,D,E,F)
```

The call to the sort routine includes seven variables. Here's an explanation of the variables used in the example statement:

- L length of each record
- A address of the beginning of the array to sort
- B ending address of the last record; this can be calculated by taking the start address of the string and adding the number of records times the record length
- C starting address of the last record; this works out to B-L
- D address of the buffer string

- E start of the search field within a record (beginning at 0)
- F end of the search field within a record

For instance, say that each record contains a name in its first ten characters and an age in the last two, and both fields are padded out with spaces as needed. To sort the names alphabetically, you would set the start of the search field to 0 and the end of the search field to 9. To sort the ages numerically, you would set the start of the search field to 10 and the end of the search field to 11.

The demonstration program creates 100 random strings, each of which is ten characters long. After the strings have been created, they are displayed on the screen. Once this is done, the program waits for a keypress and then sorts the strings. The strings are displayed again when the sorting is complete.

High-Speed String Sort

For instructions on entering this listing, please refer to "COMPUTE!'s Guide to Typing In Programs" in this issue of COMPUTE!

```
JA 10 DIM SORT$(169),BUFFER$(256)
CB 20 FOR I=1 TO 169:READ A:
      SORT$(I,I)=CHR$(A):NEX
```



```

T I
JA 30 NR=100:RECLN=10:DIM T
$(RECLN),MASTER$(NR*1
0)
EO 40 PRINT "(CLEAR)CREATING
RANDOM STRINGS":POKE
752,1
EA 50 FOR A=1 TO NR:FOR B=1
TO 10:T$(B,B)=CHR$(65+
RND(1)*25):NEXT B:PRIN
T A;"(UP)"
OF 60 MASTER$(A-1)*10+1,A*1
0)=T$:NEXT A
FJ 70 PRINT "(CLEAR)":FOR A=
1 TO NR:PRINT MASTER$(
(A-1)*10+1,A*10):NEXT
A
LK 80 PRINT "(CLEAR){DOWN}PR
ESS ANY KEY TO SORT":G
OSUB 150:PRINT "{DOWN}
SORTING"
KI 90 L=RECLN:A=ADR(MASTER$
):B=A+NR*RECLN:C=B-RE
CLN:D=ADR(BUFFER$):E=
0:F=9
PK 100 ADDR=41+ADR(SORT$):HB
YTE=INT(ADDR/256):LBY
TE=ADDR-256*HBYTE:POK
E 232,LBYTE:POKE 233,
HBYTE
AL 110 SORT=USR(ADR(SORT$),L
,A,B,C,D,E,F)
CH 120 PRINT "{DOWN}DONE":PR
INT "{DOWN}PRESS ANY
KEY TO SEE STRINGS":G
OSUB 150
PD 130 FOR A=1 TO NR:PRINT M
ASTER$(A-1)*10+1,A*1
0):NEXT A
MP 140 POKE 752,0:END
CO 150 POKE 764,255
NM 160 IF PEEK(764)=255 THEN
160
NI 170 RETURN
FI 180 DATA 104,104,104,133,
240,104,133,242,133,2
44,104,133,241,133,24
3,104,133,246,104,133
,245,104,133,248,104,
133
PE 190 DATA 247,104,133,250,
104,133,249,104,104,1
33,230,104,104,133,23
1
KG 200 DATA 165,242,133,252,
165,241,133,251
EM 210 DATA 24,165,241,101,2
40,133,241,144,2,230,
242
FJ 220 DATA 165,242,197,246,
208,6,165,241,197,245
,240,29,164,230,177,2
41
BO 230 DATA 209,251,240,13,1
76,223,165,242,133,25
2,165,241,133,251,24,
144,212,200,196,231,2
40,207,24,144,229
GH 240 DATA 160,0,177,251,14
5,249,200,196,240,208
,247,160,0,177,243,14
5,251,200,196,240,208
,247,160,0,177,249
OL 250 DATA 145,243,200,196,
240,208,247
FH 260 DATA 24,165,243,101,2
40,133,243,144,2,230,
244
MC 270 DATA 165,244,197,248,
208,7,165,243,197,247
,208,1,96,165,244,133
,242,165,243,133,241,
108,232,0

```

TurboDisk For DOS 3.3

R. Ellerbrock

This short utility allows Apple II owners to load DOS 3.3 files up to three times faster than usual. Although it's written in machine language, the program is easy for anyone to use, even if you're not familiar with machine language programming. A disk drive is required; the program runs only under DOS 3.3.

The Apple II disk drive is one of the faster 5¼-inch drives in the micro-computer world, but even a fast drive seems slow at times. "TurboDisk for DOS 3.3" turbocharges your Apple II disk drive under DOS 3.3, allowing it to load, save, and perform other operations up to three times faster than normal. No special knowledge is needed to take advantage of the program. Once the enhanced DOS is installed on disk, every disk operation (except INIT—see below) speeds up dramatically.

TurboDisk is written entirely in machine language, so you must enter it with the "Apple MLX" machine language entry program found elsewhere in this issue. Follow the MLX directions carefully as you type in the program. When you run MLX, you'll be asked for a starting address and an ending address for the data you will be entering. Here are the addresses you need for TurboDisk:

Starting address: 2000
Ending address: 23FF

TurboDisk works by altering the DOS images ordinarily found on the disk. To create the faster version of DOS, type BRUN TURBODISK and press Return (replace TURBODISK with whatever filename you used when you saved TurboDisk data to disk using MLX). TurboDisk displays a menu offering two choices. Press 1 to install the turbocharged DOS on disk, or press 2 to exit.

When you press 1, TurboDisk prompts you to insert the desired disk in the drive. This disk must be formatted and must contain a working copy of DOS 3.3. Because this program alters the DOS information on the disk, *do not use TurboDisk on your master copy of DOS 3.3.* Always keep a copy of the original DOS 3.3 in a safe place for future use, and use TurboDisk only on other disks. After the disk is in place, press Return to continue. If you change your mind, press Esc to abort the operation.

When you press Return, TurboDisk installs the enhanced DOS on the disk. If an error occurs at this stage (the drive door is left open, for example), TurboDisk lets you try again by pressing Return a second time. If the error cannot be cured, press Esc to abort the program.

Once the new DOS is in place, all disk operations except for INIT occur at enhanced speeds. The table indicates the number of seconds it takes to load an assortment of commercial programs at normal speed

and with TurboDisk.

Program	Normal speed	With TurboDisk
Moonpatrol	31	7
DOS Boss	16	5
Frogger	34	7
Night Crawler	32	15

The only real limitation of this program is that it's impossible to initialize a disk at enhanced speeds. If you enter INIT when TurboDisk is active, nothing happens (that command is deliberately disabled). To initialize a disk, you must reboot with a normal DOS 3.3 disk.

Inside TurboDisk

When you BRUN TurboDisk, it copies two pages (512 bytes) of data to two previously unused sectors in the DOS image (track 0, sector A, and track 0, sector B). When you boot with the disk, the computer loads the contents of these two sectors in addition to the normal DOS data. Finally, TurboDisk loads the contents of track 0, sector C into memory, changes three bytes, then rewrites the sector to disk.

Under normal circumstances, DOS jumps to location \$9D84 when it's finished loading to perform a cold start. TurboDisk inserts a JMP (JuMP) instruction at location \$9D84 which redirects control to the code at location \$9B04. This code copies new data into the RWTS (Read/Write Track/Sector) area of memory. In the RWTS area are a few bytes that contain the arm move delay table. To speed disk access, we simply change the contents of the delay table bytes. Once this is done, TurboDisk restores the original address at location \$9D84 and proceeds with a cold start as usual.

TurboDisk For DOS 3.3

Please refer to the "Apple MLX" article in this issue before entering the following listing.

START ADDRESS: 2000
END ADDRESS: 23FF

```
2000: 4C 47 20 20 E3 03 84 00 72
2008: 85 01 A5 02 A0 04 91 00 58
2010: A5 03 C9 10 90 04 A9 00 06
2018: 85 03 A0 05 91 00 A0 08 16
2020: A9 00 91 00 C8 A9 10 91 06
2028: 00 A5 04 A0 0C 91 00 A9 AC
2030: 00 A0 03 91 00 20 E3 03 5D
2038: 20 D9 03 A9 00 85 48 90 31
2040: 05 A9 87 4C 70 20 60 20 08
2048: 58 FC A2 0C 20 4A F9 A0 C7
2050: 00 B9 47 21 C8 20 ED FD 9A
```

```
2058: C0 38 D0 F5 20 0C FD C9 38
2060: B1 D0 06 20 81 20 4C 5C F1
2068: 20 C9 B2 D0 EF 4C D0 03 E3
2070: A0 00 B9 87 21 C8 20 ED 0B
2078: FD C0 0F D0 F5 4C 9B 20 0F
2080: 60 A0 00 B9 98 21 C8 20 AF
2088: ED FD C0 19 D0 F5 AD EA 8D
2090: B7 4A 4A 4A 4A 18 69 B1 64
2098: 20 ED FD 20 0C FD C9 9B AD
20A0: F0 03 20 00 21 4C 47 20 07
20A8: 00 00 00 00 00 00 00 00 E8
20B0: 00 00 00 00 00 00 00 00 F0
20B8: 00 00 00 00 00 00 00 00 F8
20C0: 00 00 00 00 00 00 00 00 01
20C8: 00 00 00 00 00 00 00 00 09
20D0: 00 00 00 00 00 00 00 00 11
20D8: 00 00 00 00 00 00 00 00 19
20E0: 00 00 00 00 00 00 00 00 21
20E8: 00 00 00 00 00 00 00 00 29
20F0: 00 00 00 00 00 00 00 00 31
20F8: 00 00 00 00 00 00 00 00 39
2100: A9 22 8D 26 20 A9 0A 85 F4
2108: 03 A9 00 85 02 A9 02 85 CE
2110: 04 20 03 20 A9 23 8D 26 D9
2118: 20 A9 0B 85 03 20 03 20 4D
2120: A9 10 8D 26 20 A9 0C 85 94
2128: 03 A9 01 85 04 20 03 20 95
2130: A9 4C 8D 84 10 A9 04 8D 11
2138: 85 10 A9 9B 8D 86 10 A9 80
2140: 02 85 04 20 03 20 60 46 07
2148: 41 53 54 A0 4C 4F 41 44 FA
2150: 49 4E 47 A0 44 4F 53 8D 51
2158: 8D 8D 8D 8D 8D 8D 8D 8D 9A
2160: 31 AE A0 D5 D0 C4 C1 D4 4A
2168: C5 A0 C1 A0 C4 C9 D3 CB 88
2170: 8D 8D 32 AE A0 D1 D5 C9 CF
2178: D4 8D 8D C3 C8 CF CF D3 6F
2180: C5 A0 00 00 00 00 00 8D 58
2188: 8D 8D 8D 46 41 54 41 4C 35
2190: A0 45 52 52 4F 52 00 00 A7
2198: 8D 8D 8D 8D C9 CE D3 C5 86
21A0: D2 D4 A0 C4 C9 D3 CB A0 B7
21A8: C9 CE A0 C4 D2 C9 D6 C5 15
21B0: A0 00 00 00 00 00 00 00 43
21B8: 00 00 00 00 00 00 00 00 FA
21C0: 00 00 00 00 00 00 00 00 03
21C8: 00 00 00 00 00 00 00 00 0B
21D0: 00 00 00 00 00 00 00 00 13
21D8: 00 00 00 00 00 00 00 00 1B
21E0: 00 00 00 00 00 00 00 00 23
21E8: 00 00 00 00 00 00 00 00 2B
21F0: 00 00 00 00 00 00 00 00 33
21F8: 00 00 00 00 00 00 00 00 3B
2200: 00 00 00 00 A2 6D BD 39 C3
2208: 9B 9D 56 BC CA 10 F7 A2 41
2210: 20 BD A7 9B 9D DF 8C CA 33
2218: 10 F7 A2 2C BD C7 9B 9D 5B
2220: 69 BA CA 10 F7 A2 DB BD E1
2228: EF 9B 9D AE BE CA D0 F7 A4
2230: A9 60 8D 4F A5 4C C2 9C 88
2238: 00 A9 BC 8D 84 A3 A9 7E DB
2240: 8D 83 A3 A9 4C 8D 82 A3 7C
2248: A9 BC 8D 49 A4 A9 70 8D 11
2250: 48 A4 60 A5 67 8D 72 AA A9
2258: A5 68 8D 73 AA A9 02 D0 43
2260: 05 20 7A A4 A9 04 8D E9 2B
2268: BC 8D CC BE 8D 42 BF 8D 76
2270: AC BC AD 60 AA 8D 55 BF EB
2278: AD 61 AA 8D 56 BF AD 72 99
2280: AA 8D 57 BF AD 73 AA 8D 82
2288: 58 BF AD 55 BF 18 69 04 29
2290: 8D 55 BF AD 56 BF 69 00 48
2298: 8D 56 BF A9 00 8D F3 B7 A1
22A0: 8D EB B7 4C DF BC 00 A9 FD
22A8: 01 8D F4 B7 AD 57 BF 38 6D
22B0: E9 04 8D D1 BE 8D F0 B7 7F
22B8: 8D 57 BF AD 58 BF E9 00 02
22C0: 8D F1 B7 4C 69 BA 00 8D C7
22C8: D2 BE 8D 58 BF AD C9 85 5B
22D0: 8D F0 BE 8D F9 BE 8D 1B C9
22D8: BF 8D 14 BF AD CA 85 8D 70
22E0: F1 BE 8D FA BE 8D 1C BF 53
22E8: BF 15 BF 4C AF BE 00 00 87
22F0: AD C8 85 8D CE BE 8D 44 5F
22F8: BF AD CC B5 8D CF BE 8D 34
2300: 45 BF AD 56 BF F0 6F A9 3E
```

```
2308: 00 8D 42 BF A2 04 8D 00 96
2310: 96 9D 00 20 E8 D0 F7 A2 28
2318: 0E 8E FF B7 AE FF B7 F0 5A
2320: 79 EE 58 BF CE 56 BF F0 26
2328: 2B AD 56 BF C9 FF F0 60 C6
2330: BD 00 97 F0 58 8D EC B7 F9
2338: E8 BD 00 97 8D ED B7 E8 58
2340: 8E FF B7 EE F1 B7 A0 E8 4C
2348: A9 B7 20 B5 B7 90 CD A9 F5
2350: 08 4C D5 A6 BD 00 97 8D 7D
2358: EC B7 E8 8D 00 97 8D ED 63
2360: B7 A9 00 AD CC B5 8D F1 12
2368: B7 AD CB 85 8D F0 B7 A9 14
2370: B7 A0 E8 20 B5 B7 AD 57 19
2378: BF 8D 47 BF AD 58 BF 8D C2
2380: 48 BF A2 04 BD 00 96 9D 28
2388: 00 20 E8 EC 55 BF D0 F4 03
2390: A9 00 A8 91 40 60 55 BF C7
2398: 57 BF A9 08 8D D5 85 A2 02
23A0: 0C BD E8 B7 9D 80 8F CA 2E
23A8: 10 F7 38 20 5E AF A2 0C 01
23B0: BD 80 BF 9D E8 BF CA 10 93
23B8: F7 A2 0C 8E FF B7 4C E8 66
23C0: BE 00 A2 03 BD D3 9C 9D FE
23C8: 83 9D CA D0 F7 2D 56 BC 48
23D0: 4C 84 9D 00 AD E9 B7 00 96
23D8: 00 00 00 00 00 00 00 00 1F
23E0: 00 00 00 00 00 00 00 00 27
23E8: 00 00 00 00 00 00 00 00 2F
23F0: 00 00 00 00 00 00 00 00 37
23F8: 00 00 00 00 00 00 00 00 3F
```

©

COMPUTE!
TOLL FREE
Subscription
Order Line
1-800-247-5470
In IA 1-800-532-1272

To receive
additional
information from
advertisers in
this issue, use
the handy reader
service cards in
the back of
the magazine.

PC Mini-Assembler

Georg Zimmer

Are you interested in learning 8088 machine language for the IBM PC? This clever program takes advantage of the system program DEBUG to create a complete, label-based machine language assembler. The program requires BASICA for the PC, as well as the program DEBUG (included with MS-DOS). Owners of PC-compatibles should check the instructions at the end of this article before typing in the program.

8088 machine language—the “native tongue” of the IBM PC and its compatible computers—is both powerful and comparatively easy to program. The 8088 microprocessor offers many high-level instructions—such as string commands, multiplication, and division—that aren’t available with simpler processors such as the 6502. Best of all, the PC operating system contains a large number of software interrupts (built-in routines) which are easy to call from machine language. With interrupts, you can do everything from writing a dot on a graphics screen to opening disk files.

The first tool you need for machine language programming is a convenient, reliable assembler which converts an ASCII file of symbolic instructions—usually called the *source file*—into a file

containing object code which the computer can execute directly. “PC Mini-Assembler” is a label-based assembler written entirely in BASIC. Although it’s not as powerful as IBM’s own assembler or macro assembler, Mini-Assembler provides all the basic features you need to assemble a machine language program on an IBM PC. If you’re using a PC-compatible computer, read the special instructions at the end of this article before attempting to use this program.

Getting Started

Type in Program 1 and save it to disk as an ordinary BASIC program. Program 2 is a short assembly language source program which we’ll use to demonstrate how PC Mini-Assembler works. Programs 3 and 4 are short INCLUDE files required to assemble Program 2. Use the BASIC editor to type in Programs 2–4. Although these are not BASIC programs, we have listed them with the usual IBM Proof-reader checksums; if you type these programs with a word processor or text editor, do not include the checksums. Programs 2–4 *must* be stored as ASCII files, not as tokenized BASIC programs. If you enter them from BASIC, save them to disk as ASCII using the ,A option of SAVE. For instance, this command saves a file in ASCII form with the

filename HEXCONV.ASM:
SAVE ‘HEXCONV.ASM’,A

The filename extension .ASM is a conventional identifier for IBM assembly language source files. You may include this extension for the sake of consistency; however, it is not required for this assembler. You must save Program 3 with the filename STACK.LIB, and save Program 4 with the filename CLS.LIB. Put the source file (Program 2) and the INCLUDE files (Programs 3 and 4) on the disk you will use for the assembly. Before using the assembler, you must also copy the program DEBUG.COM from your DOS disk to the disk that contains the source file.

Once the work disk contains the necessary files, load and run Program 1. The program begins by displaying a directory of all the files on the current disk. Then it asks for the name of the file you wish to assemble. Enter the full filename, including any extension. If the file is not found, the program prints an error message and allows you to reenter the name. Otherwise, the assembly proceeds automatically. Several passes are needed to finish the process, most of which is visible on the screen.

When the assembly is complete, Mini-Assembler prompts you to enter a name for the output file (executable object file). At this

point you can choose to create two different types of files. To create a command (.COM) file, include the extension .COM or .com with the filename. A command file can be executed simply by typing its filename from the DOS prompt. If you do omit the .COM extension, Mini-Assembler assumes that you want to create a file which can be called from BASIC, and creates a file appropriate for that use.

Of course, it's impossible to explain all the details of 8088 assembly language programming in a magazine article. I learned about the subject from *COMPUTE's Beginner's Guide to Machine Language on the PC and PCjr* (available from COMPUTE! Books). Many other good texts are also available.

Pseudo-Ops

An assembly language source file contains two kinds of instructions—opcodes and pseudo-opcodes. What we usually call opcodes are actually *mnemonics*, descriptive names for the binary codes that comprise the actual machine language instruction. The mnemonic RET, for instance, stands for the opcode that performs a RETurn. The function of an assembler is to convert source file mnemonics into an executable series of opcodes.

A pseudo-opcode is an instruction to the assembler rather than a symbolic name for a machine language instruction. Commercial assemblers such as the IBM Macro Assembler permit you to use many different pseudo-ops. PC Mini-Assembler offers a more limited set of assembler directives. Here's a list of all the pseudo-ops the program recognizes.

Origin. The first line in your source code must indicate the starting address for the program. This function is performed by the asterisk (*) pseudo-op. For a PC with at least 96K, use 1C00H for the segment. An offset of zero is best for files that will be BLOAded, but for .COM files, you should use an offset of 0100H, because that's where DOS loads .COM files. Here are two typical origin directives:

```
10 * 1C00:100 ; .COM file
10 * 1C00:0 ; BLOAD file
```

Symbol Definitions. Assembly

language programs normally use symbolic names to refer to program variables and labels (addresses within the program). The period (.) pseudo-op tells the assembler that the preceding string is a symbolic label or variable. Symbols may contain spaces. You may have a symbol alone on a line, or an instruction or data may follow it:

```
10 VIDEO FUNCTION. INT 10
20 TEST LABEL.
30 MOV AX,VARIABLE
40 JMP TEST LABEL
50 VARIABLE. DB "Hello",0
```

Number Converter. Mini-Assembler assumes that all numbers are expressed in hexadecimal (base 16) notation. The percentage (%) pseudo-op tells the assembler that the following number is decimal, not hexadecimal. When it assembles the program, Mini-Assembler converts the number to hexadecimal. Here are a few examples:

```
100 MOV AH,%64
110 SUB AX,%10
300 DB DUP %10 (%20)
```

Text-To-ASCII Converter. The apostrophe (') pseudo-op changes a single character to its equivalent ASCII code. Do not enclose the character; only one apostrophe is needed:

```
100 MOV DL,'A
300 MOV BX,'A
```

Comment. The semicolon (;) allows you to add comments to a program. The assembler ignores everything on the line after the semicolon:

```
10 ;DISK SECURITY PROGRAM
120 MOV CX,%10 ;REPEAT 10d TIMES
```

Forced Label Assignment. The equal sign (=) pseudo-op allows you to create variables that have addresses outside the program. You must specify which segment override the assembler is to use. You should assign all variables at the beginning of the source code. Do not confuse this pseudo-op with the EQU pseudo-op (see below). EQU and = perform similar functions, but = is only for use with variables whose address is outside your program area:

```
10 SCREEN = ES:0
20 STORAGE = DS:80
```

Data Byte. The DB pseudo-op is used to put byte values in a program's data section. When entering

ASCII characters as data, enclose them in double quotation marks rather than apostrophes:

```
100 DB "HELLO$"
110 DB "Hello",0,"how are you",0
120 DB DUP %10 ("Hello",0)
```

Data Word. The DW pseudo-op puts word values in the data section of a program. Numbers are stored in low-byte/high-byte format:

```
100 DW AB1E,%1000,FFD2
110 DW %10,%20,%30
```

INCLUDE. The INCLUDE pseudo-op causes the assembler to include a library file from disk as it assembles the main program. INCLUDE files typically contain often-used routines or code segments. Instead of retyping a routine every time you write a new program, you can simply enter it once (using label names that you are not likely to use again), and save it to disk. Library files usually end with the .LIB extension. The example program uses two INCLUDE files: STACK.LIB and CLS.LIB. These files should *not* contain an origin (*) and must be saved in ASCII format, just like the source file. Do not enclose the INCLUDE filename in quotation marks:

```
10 INCLUDE STACK.LIB
20 CALL CLS
90 INCLUDE CLS.LIB
```

EQUate. The EQU pseudo-op equates a value to a constant. The value can be text, a number, or even an instruction:

```
30 BNE EQU JNZ ;LEGAL
40 VIDEO EQU %16 ;LEGAL
```

Note that you cannot use a constant within a constant. The following line is illegal because VIDEO is a constant:

```
50 VIDEO FUNCTION EQU INT VIDEO
```

OFFSET. The OFFSET pseudo-op tells the assembler to return the offset (address) of a variable rather than the value contained in the variable:

```
120 MOV DX,OFFSET MESSAGE
200 MESSAGE. DB "HELLO$"
```

Duplicate. The DUP pseudo-op tells the assembler to duplicate a DB or DW directive the number of times specified in parentheses. It is often used to create work space. Be sure to include the % sign for decimal numbers, and enclose all text in quotation marks. The assembler may take a long time to perform a

DUP operation that uses a large value (1000H, for instance). Do not use a question mark to signify a value that's unknown at the time of assembly; instead, use a 0:

```
1000 DB DUP 100 (0);256 bytes
1100 BUFFER. DB DUP %16 (" ")
1200 TABLE. DW DUP 3 (1,2,4)
```

Do not try to enclose one DUP within the parentheses of another DUP. For example, the following statement causes an error:

```
1300 DB DUP 8 (DUP 3(0))
```

Assembly Tips

Here are a few tips that will help you get the most out of this program. First, you can speed the assembly process by using a disk that contains only the files you need for Mini Assembler. Program 3 (STACK.LIB) can be INCLUDED whenever you need to set up your own stack space.

Mini Assembler does not support the ASSUME pseudo-op. Instead, it automatically puts all variables in the code segment of the program. Unless you specify a segment with the = pseudo-op, the assembler automatically precludes all memory addressing instructions (those which use a named variable for an operand) with the CS: override.

Many texts on 8088 machine language state that you should define a program as a far procedure by using the PROC FAR pseudo-op (for a far return to DOS or BASIC). As long as the far-return address has been pushed onto the stack, you can do the same thing by using RETF to exit the program.

Because of the way that DEBUG works (see below), there are two significant differences between Mini-Assembler and the IBM assemblers. First, you cannot use an operand after XLAT or any of the string instructions because DEBUG won't accept those constructions. For instance, use XLAT alone instead of XLAT source-table (in this case, source-table is implied). Similarly, use REPE MOVS alone rather than REPE MOVS destination-source (again, destination-source is implied).

Secondly, you cannot use segment overrides in the middle of an instruction. A segment override is actually an instruction in itself, and

DEBUG becomes confused when it occurs within another instruction. Thus, use ES:MOV AX,SCREEN instead of MOV AX,ES:SCREEN. With Mini-Assembler, you shouldn't have to worry about segment overrides very often; simply use the = pseudo-op if a variable is outside the program.

Compared to commercial assemblers, Mini-Assembler is exceedingly compact. This is possible because it relies on DEBUG.COM to perform most of the actual work. On the first pass, Mini-Assembler reads the entire source file, replacing labels, constants, and variables with nulls. It creates a work file on disk, pipes this file through DEBUG, and sends DEBUG's output to a second file. Then the program scans the second file, replacing nulls with target addresses. At this point it creates another file, which is piped through DEBUG again. The resulting file is scanned again, and target addresses are changed where necessary. This step is repeated until all the addresses are correct.

Mini-Assembler does not require that you use the LINK program. When it writes the object file to disk, the process is complete. Remember, a file that ends with .COM can be executed from the DOS prompt. But if you save the file with any other extension, you must BLOAD and then CALL it from BASIC. Appendix C of the IBM BASIC manual contains more information about combining machine language with BASIC.

PCjr And PC-Compatibles

Because the PCjr's cartridge BASIC does not support the BASIC SHELL command, you cannot run Mini-Assembler on a PCjr with cartridge BASIC. If you have a PC-compatible MS-DOS computer, you may be able to use Mini-Assembler with little or no modification if your BASIC is compatible with IBM BASICA. DEBUG.COM is an MS-DOS (not an IBM) product, and is supplied with many MS-DOS machines. Keep in mind, however, very few so-called compatible computers are truly compatible with the PC in every way. There are many slight incompatibilities which might prevent this program from

working as intended on a non-IBM machine.

Program 1: PC Mini-Assembler

For instructions on entering this listing, please refer to "COMPUTE!'s Guide to Typing In Programs" in this issue of COMPUTE!.

```
HP 10 REM MINI ASSEMBLER
JJ 20 DIM SC$(100),NL$(100),OF$(
100),L$(25),AD$(25),SG$(25
) *MAKE LARGER IF NECESSARY
MM 30 KEY OFF:SCREEN 0:CLS:COLOR
2:DEFINT A-Z:FILES
LD 40 ON ERROR GOTO 770
NN 50 X=1:L=1:FI=1:INPUT "ENTER
SOURCE FILE":F$
IP 60 IF LEN(F$)=0 THEN PRINT "B
ye":END
HO 70 OPEN F$ FOR INPUT AS #FI:C
LS
DE 80 ON ERROR GOTO 0
KM 90 LINE INPUT #FI,A$:PRINT A$
:GOSUB 730:IN$=" ":GOSUB 6
60:IF A=0 THEN IF NOT EOF(
FI) THEN 90:ELSE PRINT"NOT
ASCII FILE OR NO STARTING
ADDRESS":END
GO 100 A$=STRING$(20,32)+"A "+R$
:NL$(X)=A$:A$=R$:IN$=" ":
:GOSUB 660:SG=VAL("&H"+L$)
:OF=VAL("&H"+R$)
OI 110 WHILE NOT EOF(FI)
CM 120 LINE INPUT #FI,A$:PRINT A
$
OM 130 GOSUB 730:IF A=0 THEN 280
EM 140 IN$="INCLUDE":GOSUB 660:I
F A>0 THEN FI=FI+1:OPEN R
$ FOR INPUT AS #FI:GOTO 2
80
OH 150 IN$="EQU":GOSUB 660:IF A>
0 THEN L=L+1:GOSUB 720:AD
$(L)=R$:R$=L$:GOSUB 720:L
$(L)=R$:GOTO 280
ND 160 IN$="":GOSUB 660:IF A>0
THEN L=L+1:GOSUB 720:T$=R
$:R$=L$:GOSUB 720:L$(L)=R
$:SG$(L)=T$:GOTO 280
FO 170 X=X+1
DI 180 IN$="":GOSUB 660:IF A=0
THEN 200:ELSE A$=R$:R$=L$
:GOSUB 720:L=L+1:L$(L)=R$
:SC$(X)=SC$(X)+R$+" ":IF
A$="" THEN IF NOT EOF(FI)
THEN LINE INPUT #FI,A$:P
RINT A$:GOSUB 730:GOTO 18
0:ELSE A$="DB":GOTO 200
QN 190 IN$="DB":GOSUB 660:T=A:IN
$="DW":GOSUB 660:IF T+A>0
THEN SG$(L)="CS:"
FN 200 IN$="":GOSUB 660:IF A>0
THEN A$=L$+HEX$(ASC(R$))+
RIGHT$(R$,LEN(R$)-1)
GA 210 IN$="DUP":GOSUB 660:IF A=
0 THEN 250:ELSE R=VAL("&H
"+R$):T$=L$+" ":A$=R$:IN$
="(":GOSUB 660:A$=R$:IN$
=")":GOSUB 660:D$=L$:FOR N
=1 TO R
LO 220 IF LEN(T$+D$)<73 THEN T$=
T$+D$:ELSE NL$(X)=T$:SC$(
X)=SC$(X)+T$:X=X+1:T$=LEF
T$(T$,2)+" "+D$
BK 230 IF N<R AND LEN(T$+D$+"")
<74 THEN T$=T$+" "
LE 240 NEXT:IF LEN(T$+R$) >=73 T
HEN NL$(X)=T$:SC$(X)=SC$(
X)+T$:X=X+1:A$=LEFT$(T$,2
)+" "+RIGHT$(R$,LEN(R$)-1
):GOTO 210:ELSE A$=T$+R$:
GOTO 210
```



```

OH 250 SC$(X)=SC$(X)+A$
AD 260 IN$="OFFSET":GOSUB 660:IF
  A>0 THEN A$=L$+R$
HL 270 NL$(X)=A$
BO 280 WEND:CLOSE FI:FI=FI-1:IF
  FI>0 THEN 110
EH 290 X=X+1:NL$(X)="":X=X+1:NL
$(X)="Q":EX=1
PN 300 WHILE EX=1:EX=0:FOR M=2 T
O L:IF LEN(L$(M))>LEN(L$(
M-1)) THEN SWAP L$(M),L$(
M-1):SWAP AD$(M),AD$(M-1)
:SWAP SG$(M),SG$(M-1):EX=
1
KN 310 NEXT:WEND:L=L-1
JB 320 FOR M=1 TO L:A$=SG$(M):IN
$="":GOSUB 660:IF A>0 TH
EN IF R$>" THEN AD$(M)="
["+R$+"J":SG$(M)=L$+"":
NF 330 NEXT
DP 340 CLS:OPEN "<MA>.1" FOR OUT
PUT AS #2:FOR N=1 TO X:A$
=NL$(N):FOR M=1 TO L
KB 350 IN$=L$(M):GOSUB 660:IF A=
0 THEN 410
BP 360 IF AD$(M) >" THEN A$=SG$(
M)+L$+" "+AD$(M)+R$:NL$(
N)=A$:GOTO 350
LK 370 IF LEFT$(A$,4)="CALL" THE
N 400
PA 380 IF LEFT$(A$,1)="J" THEN A
$="mov ax,bx":GOTO 410 'P
REVENTS OUT OF RANGE ERRO
R
AG 390 IN$="OFFSET":A$=SC$(N):T1
$=L$:T2$=R$:GOSUB 660:IF
A=0 THEN A$=SG$(M)+T1$+"
[00]"+T2$:GOTO 410:ELSE L
$=T1$:R$=T2$
HM 400 A$=L$+" 00"+R$
PE 410 NEXT M
KG 420 PRINT #2,A$:PRINT A$:NEXT
:CLOSE
OL 430 EX=1:WHILE EX=1:EX=0:FOR
N=1 TO L:IF AD$(N) >" TH
EN FOR M=N TO L:L$(M)=L$(
M+1):AD$(M)=AD$(M+1):SG$(
M)=SG$(M+1):NEXT:L=L-1:EX
=1
GL 440 NEXT:WEND
HM 450 SHELL"DEBUG < (MA).1 ><MA
>.2"
DJ 460 AGAIN=0:OPEN "<MA>.2" FOR
INPUT AS #1
BO 470 FOR N=1 TO X:LINE INPUT #
1,A$:IF AGAIN=0 THEN IF M
ID$(A$,6,4)<>OF$(N) THEN
AGAIN=1
ND 480 OF$(N)=MID$(A$,6,4)
FB 490 IN$="^":GOSUB 660:IF A>0
THEN CLS:PRINT"ERROR!":CL
EAR:CLOSE:SHELL"TYPE (MA)
.2":END
CO 500 FOR M=1 TO L:T$=A$:A$=SC$(
N):IN$=L$(M)+".":GOSUB 6
60:IF A>0 THEN AD$(M)=OF$(
N):A$=T$
GJ 510 NEXT:INPUT #1,JUNK$
CB 520 NEXT:CLOSE:CLS:OPEN"<MA>
.1" FOR OUTPUT AS #2
ID 530 FOR N=1 TO X:A$=NL$(N):FO
R M=1 TO L
CC 540 IN$=L$(M):GOSUB 660:IF A=
0 THEN GOTO 580
PC 550 IF LEFT$(A$,1)="J" OR LEF
T$(A$,4)="CALL" THEN GOTO
570
JK 560 IN$="OFFSET":A$=SC$(N):T1
$=L$:T2$=R$:GOSUB 660:IF
A=0 THEN A$=SG$(M)+T1$+"
["+AD$(M)+"]"+T2$:GOTO 58
0:ELSE L$=T1$:R$=T2$
NE 570 A$=L$+" "+AD$(M)+R$

```

```

IL 580 NEXT:PRINT #2,A$:PRINT OF
$(N) " ";A$:NEXT:CLOSE
JH 590 IF AGAIN=1 THEN 450
!
EA 600 CLS:PRINT"LABEL" TAB(30)
"ADDRESS":PRINT:FOR N=1 T
O L:PRINT L$(N) TAB(30) S
G$(N) AD$(N):NEXT
PI 610 PRINT:INPUT"ENTER OUTPUT
FILENAME OR HIT RETURN TO
EXIT ";A$
IH 620 IF A$="" THEN 650:ELSE IF
A$=F$ THEN PRINT:PRINT F$
" IS THE NAME OF YOUR SO
URCE FILE.":PRINT:GOTO 61
0:ELSE IN$="":GOSUB 660
OJ 630 DEF SEG=SG:IF A>0 THEN IF
R$="COM" OR R$="com" THE
N OPEN A$ FOR OUTPUT AS #
1:FOR N=0F TO VAL("&h"+OF
$(X-1)):PRINT #1,CHR$(PEE
K(N)):NEXT:CLOSE:GOTO 65
0
MF 640 BSAVE A$,OF,VAL("&h"+OF$(
X-1))-OF
IB 650 INPUT"SCRATCH WORK FILES
Y/N";A$:IF A$="Y" OR A$="
Y" THEN CLEAR:SHELL"ERASE
(MA).?":END:ELSE END
LO 660 A=0:B=0:C=0:F=0
MM 670 A=INSTR(F+1,A$,IN$):IF A=
0 THEN RETURN
AB 680 B=INSTR(B+1,A$,CHR$(34)):
IF B>0 THEN IF B<A THEN C
=C+1:GOTO 680
MB 690 IF (C AND 1) THEN F=A:GOT
O 670
EG 700 L$=LEFT$(A$,A-1):R$=RIGHT
$(A$,LEN(A$)-LEN(IN$)-A+1
):GOSUB 710:GOSUB 720:RET
URN
CL 710 IF RIGHT$(L$,1)=" " THEN
L$=LEFT$(L$,LEN(L$)-1):GO
TO 710:ELSE RETURN
PB 720 IF LEFT$(R$,1)=" " THEN R
$=RIGHT$(R$,LEN(R$)-1):GO
TO 720:ELSE RETURN
HI 730 IN$=STR$(VAL(A$)):IN$=RIG
HT$(IN$,LEN(IN$)-1):GOSUB
660:GOSUB 720:A$=R$
LW 740 IN$="":GOSUB 660:IF A>0
THEN A$=L$
HJ 750 IN$="%":GOSUB 660:IF A>0
THEN V=VAL(R$):IN$="%"+RI
GHT$(STR$(V),LEN(STR$(V)
)-1):GOSUB 660:A$=L$+" "+H
EX$(V)+R$:GOTO 750
IG 760 A=LEN(A$):RETURN
EF 770 IF ERR=53 THEN PRINT "fil
e not found":RESUME 50
OD 780 ON ERROR GOTO 0

```

Typing Note: Programs 2-4 are not BASIC programs. Read the typing instructions in the article before you enter these listings.

Program 2: HEXCONV.ASM

```

BJ 100 ;HEXCONV.ASM - FROM COMPU
TE!'s beginners guide to
machine language
NP 110 ;MINI ASM VERSION
JB 120 * 1C00:100
;OFFSET OF 100
H - COM FILE
NO 130 ;
EO 140 CR EQU %13
;ALL NUMBERS I
N HEX UNLESS PRECEDED

```

```

BY A PERCENT SIGN
NA 150 LF EQU %10
NG 170 ;
DI 200 INCLUDE STACK.LIB ;INCLU
DES PROGRAM 3
OH 225 ;
HO 260 PUSH DS
FB 270 MOV AX,0
KO 280 PUSH AX
IE 290 MOV CX,0
HN 300 ANOTHER.
LL 310 MOV AX,CX
PM 320 CALL WORD OUT
FA 330 MOV DL,CR
CB 340 MOV AH,2
NO 350 INT 21
AC 360 MOV DL,LF
CH 370 MOV AH,2
WE 380 INT 21
FC 390 INC CX
LK 400 JNZ ANOTHER
CL 410 RETF
;USE RETF FOR
FAR RETURN
OO 420 ASCIINUMS. DB"0123456789
ABCDEFF";USE QUOTES RA
THER THAN APOSTROPHE
MI 430 WORD OUT.
NJ 440 PUSH CX
LF 450 PUSH BX
DD 460 PUSH DX
IC 470 MOV CH,4
MA 480 LOOP1. MOV CL,4
CH 490 ROL AX,CL
JB 500 PUSH AX
CB 510 AND AL,F
BP 520 MOV BX,OFFSET
ASCIINUMS ;"CS:" PREFIX
AUTOMATICALLY PUT IN
FC 530 XLAT ;ASCIINU
MS LEAVE OFF ASCI
INUMS - IT's implied
JO 540 MOV DL,AL
CF 550 MOV AH,2
NF 560 INT 21
KB 570 POP AX
QL 580 DEC CH
ND 590 JNZ LOOP1
OI 600 POP DX
LA 610 POP BX
MH 620 POP CX
MK 630 RET
;NEAR RETURN

```

Program 3: STACK.LIB

```

NH 10 ;STACK.LIB
HE 20 MOV SP,OFFSET TOP OF S
TACK-1
KH 30 MOV AX,CS
HB 40 MOV SS,AX
HG 50 JMP START OF PROGRAM
DJ 60 DB DUP %128 (0);256 BY
TES FOR STACK
PH 70 TOP OF STACK.
GI 80 START OF PROGRAM.

```

Program 4: CLS.LIB

```

LA 100 ; * * * CLEAR SCREEN ROUTI
NE
GP 110 CLS.
;CALL ROUTINE USING CL
S AS DEFINED HERE.
FJ 120 MOV CX,0
EB 130 MOV DL,%79
JE 140 MOV DH,%24
MF 150 MOV AL,0
DR 160 MOV BH,7
PJ 170 MOV AH,6
NH 180 INT 10
DH 190 RET

```


Mozart Magic

James Bagley

Based on a musical game devised by the composer Mozart, this delightful program for the Commodore 128 composes its own minuets in the style of Mozart himself.

This Commodore 128 program is a translation of a game by Wolfgang Amadeus Mozart. It composes a complete, original minuet at random. Mozart delighted in games of chance, so it was only natural that he should combine his two interests and produce an activity known as *Musikalisches Wuerfelspiel*, or musical craps. The idea was not original with Mozart, but his effort was the most successful.

Making Music

Type in and save the program; then run it. After it plays an introduction and initializes, the program displays a menu. You can choose a different instrument for each voice, but most songs sound best if you choose the same instrument for all three voices. Some of the instruments such as the drum and xylophone may sound strange or faint; they are included for the sake of completeness, so you can hear what all the 128's instruments sound like.

The next menu allows you to change the tempo. Press F to increase the speed at which the minuet is played, press S to decrease the speed, and press E to exit the routine. The tempo always defaults to 8. The main menu reappears after

the minuet is finished.

The program itself is structured to reflect the composer's original technique. Mozart set up two grids of 8 columns and 11 rows. The columns were numbered 1-8, and the rows were numbered 2-12. On the first throw of the dice, he scanned down the first column to the row numbered the same as the sum of the two die. At this intersection was a number. He then copied down a measure of music corresponding to this number and repeated the process until he reached the eighth column of the first part.

In the eighth column of the grid, each number referred to a measure of music with two sets of notes. Because the music modulated to the dominant, the lower notes served for the first ending and the upper notes were for the second ending. Since these measures were all the same, M2\$(1) is used in the program for the first ending and M2\$(2) for the second ending of the first part of the minuet.

Mozart Magic

For instructions on entering this listing, please refer to "COMPUTE!'s Guide to Typing in Programs" in this issue of COMPUTE!.

```
RM 10 SCNCLR:PRINT"[9 DOWN]
{RVS}{14 RIGHT}MOZART MA
GIC"
GH 20 TEMPO8:PLAY"O4QCICCCC.CS
FQCRO3$BI$B$B$B$BSO4CO3$
BA$BIARBQIBBBBO4.CSDQES
RE.FSDQCO3BO4C"
DB 30 DIMM$(7,11),M1$(8,11),M2
$(2),R(7),R1(8)
RK 40 FORI=1TO7:FORJ=1TO11:REA
DMS(I,J):NEXT:NEXT
EH 50 FORI=1TO8:FORJ=1TO11:REA
```

```
DM1$(I,J):NEXT:NEXT
FR 60 M2$(1)="V2O4QDV3GV1O1IGO
2SGFEDM":M2$(2)="V2O4QDV
3GV1O1IGO2SBG#FEM"
GG 70 SCNCLR:FORV=1TO3
CB 80 PRINT"[HOME]{DOWN} CHOOS
E AN INSTRUMENT FOR VOIC
E"V
PJ 90 PRINT"[DOWN] {RVS}0{OFF}
PIANO
ME 100 PRINT"[DOWN] {RVS}1
{OFF} ACCORDION
EF 110 PRINT"[DOWN] {RVS}2
{OFF} CALLIOPE
KS 120 PRINT"[DOWN] {RVS}3
{OFF} DRUM
DM 130 PRINT"[DOWN] {RVS}4
{OFF} FLUTE
FR 140 PRINT"[DOWN] {RVS}5
{OFF} GUITAR
EB 150 PRINT"[DOWN] {RVS}6
{OFF} HARPSICHORD
DB 160 PRINT"[DOWN] {RVS}7
{OFF} ORGAN
CD 170 PRINT"[DOWN] {RVS}8
{OFF} TRUMPET
FE 180 PRINT"[DOWN] {RVS}9
{OFF} XYLOPHONE
RD 190 GETKEYI$:IFI$<"0"ORI$>"
9"THEN190
BE 200 INS=VAL(I$)
KM 210 IFV=1THENPLAY"V1
CX 220 IFV=2THENPLAY"V2
PR 230 IFV=3THENPLAY"V3
FS 240 IFINS=0THENPLAY"T0
KD 250 IFINS=1THENPLAY"T1
SA 260 IFINS=2THENPLAY"T2
DG 270 IFINS=3THENPLAY"T3
JP 280 IFINS=4THENPLAY"T4
RJ 290 IFINS=5THENPLAY"T5
FX 300 IFINS=6THENPLAY"T6
MQ 310 IFINS=7THENPLAY"T7
AG 320 IFINS=8THENPLAY"TB
PA 330 IFINS=9THENPLAY"TB
EJ 340 NEXT:SCNCLR
RQ 350 N=8:DO
AR 360 PRINT"[HOME]{DOWN} TEMP
O{4 RIGHT}{3 SPACES}
{4 LEFT}"N
DC 370 PRINT"[DOWN] {RVS}F
{OFF}ASTER
FF 380 PRINT"[DOWN] {RVS}S
{OFF}LOWER
AQ 390 PRINT"[DOWN] {RVS}E
{OFF}XIT
```



```

V3O4EV1O2SCV2EGMV3O4IC
V1O2SCV2EGM,V1O2QCV2EV
3O4SCO3BO4CO4EMV1O2IEV
2GV3O3SGO4CM
PX 1040 DATA V1O2QCV2EV3O5SCO4
BO5CO4GMV1O2ICV2GV3O4S
ECM,V1O2QCV2GV3O4SEDEG
MV1O2ICV2EV3O5SCO4GM,V
1O2QCV2EV3O4IGSFEDCM
SQ 1050 DATA V1O2QCV2EV3O4SCO3
GO4ECGEM,V3O4ICV1O2SCV
2EGMV3O3IGV1O2SCV2EGMV
3O4IEV1O2SCV2EGM
XQ 1060 DATA V3O4IGV1O2SCV2EGM
V3O4ICV1O2SCV2EGMV3O4I
EV1O2SCV2EGM,V1O2ICV2O
3EV3O4CV1O2CV3O3EV3O4C
V1O2CV2O3EV3O4CM
GG 1070 REM PART TWO SIXTH THR
OW
RX 1080 DATA V3O4IEV1O2SCV2EGM
V3O4ICV1O2SCV2EGMV3O3I
GV1O2SCV2EGM,V1O2QCV2E
V3O3IBO4CMV1O2CV2GV3O4
EM,V3O4IGV1O2SCV2EGMV3
O4IEV1O2SCV2EGMV3O4ICV
1O2SCV2EGM
BQ 1090 DATA V1O2QCV2EV3O4SCO3
BO4EMV1O2ICV2EV3O3SGO4
CM,V1O2QCV2EV3O5SCO4BO
5CO4GECM,V1O2QCV2GV3O4
SEDECMV1O2ICV2EV3O5SCO
4GM
QH 1100 DATA V1O2QCV2EV3O4IGSF
EMV1O2IEV2GV3O4SDCM,V1
O2QCV2EV3O4SCO3GO4ECGE
M,V3O4ICV1O2SCV2EGMV3O
3IGV1O2SCV2EGMV3O4IEV1
O2SCV2EGM
RX 1110 DATA V3O4IGV1O2SCV2EGM
V3O4ICV1O2SCV2EGMV3O4I
EV1O2SCV2EGM,V1O2ICV2O
3EV3O4CV1O2CV2O3EV3O4C
V1O2CV2O3EV3O4CM
BM 1120 REM PART TWO SEVENTH T
HROW
XK 1130 DATA V1O2QFV2AV3O4SDFD
FMV1O2IGV2O3DV3SBO4DM,
V1O2QFV3O4SDFAFMV1O2IG
V3O4SDO3BM,V1O2QDV3O4S
DFO3AO4DMV1O2IGV3O3SBO
4DM
BB 1140 DATA V1O2QFV3O4SD#CDFM
V1O2IGV3O3SGBM,V1O2IFV
3O4FV1O2DV3O4DV1O2GV3O
4GM,V1O2SFBV3O4FV1O2EV3
O4EV1O2DV3O4DV1O2EV3O4
EV1O2FV3O4FV1O2GV3O2GM
BQ 1150 DATA V1O2SFBV3O4FV1O2EV
3O4EV1O2IDV3O4DV1O2GV3
O4GM,V1O2QFV3O4SDFEDCMV
1O2IGV3O3SBO4DM,V1O2QF
V3O4SFD03IAMV1O2GV3O3B
M
PF 1160 DATA V1O2QFV3O4SFAO3IA
MV1O2GV3O3SBO4DM,V1O2Q
FV3O3IAO4SDFDMV1O2IGV3O
3SABM
XB 1170 REM SECOND PART EIGHTH
THROW
CG 1180 DATA V3O4QCV1O2IC01GCM
,V3O4QCV1O2IC01GCM,V3O
4QCV1O2IC01GCM,V3O4QCV
1O2IC01GCM,V3O4QCV1O2I
C01GCM,V3O4QCV1O2IC01G
CM
CG 1190 DATA V3O4QCV1O2IC01GCM
,V3O4QCV1O2IC01GCM,V3O
4QCV1O2IC01GCM,V1O2QCV
3O4IC03CV1O1CM,V3O4QCV
1O2IC01GCM

```

ST Reversi

Kevin Mykytyn, Editorial Programmer

This adaptation of a classic strategy game can be played on any Atari ST system with a color monitor. You can play against a friend or the computer.

Object Of The Game

Type in the program and save a copy before you run it. You can play Reversi in either low or medium resolution. (The display looks best in low resolution.) The playing field consists of a grid of 64 squares (8 × 8). One player's pieces are black, and the other's are white. If you play against the computer, you have the white pieces.

Every game begins with four pieces—two black and two white—placed symmetrically in the middle of the board (see Figure 1). The players alternate turns by placing

"ST Reversi" is a fresh translation of a venerable game known by several different names. Ever since ancient times, strategists have delighted in this game's simple, yet challenging premise. This version is written in ST BASIC and makes good use of the computer's graphics capabilities.

Figure 1: Beginning Screen

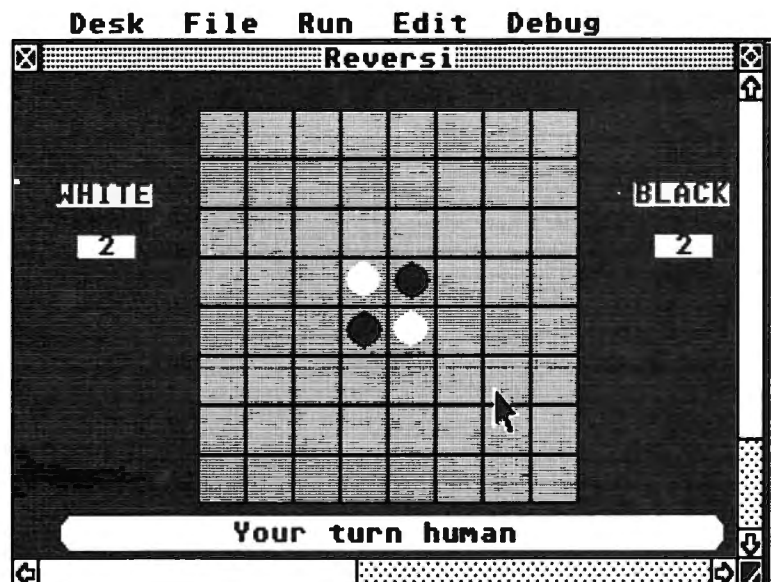


Figure 2: Before White's Move

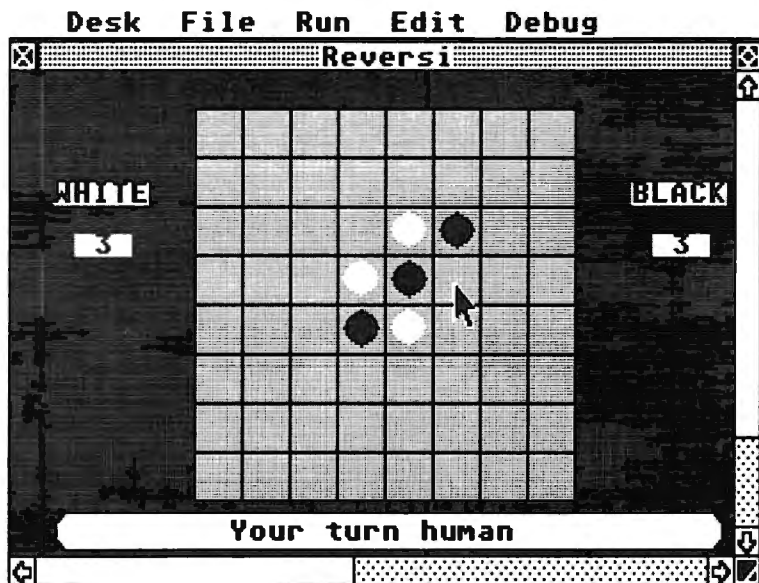
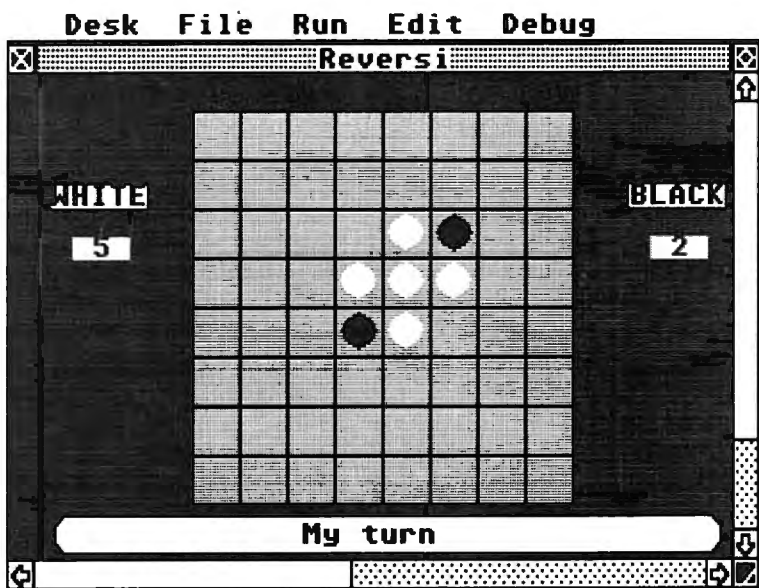


Figure 3: After White's Move



pieces on the board, and play proceeds until every square is filled or neither player can make a move. In cases where it's impossible to move, you must pass your turn.

The object of the game is to have more pieces on the board than your opponent does at the end of the game. To place a piece on the board, move the mouse pointer to the desired square and click the left button once. If the move is legal, a piece of your color appears in the designated square (the computer beeps if you attempt to make an illegal move).

To take a turn, you must place

one of your pieces so that one or more of the opponent's pieces will lie in a straight line between two of yours. When you enclose an opponent's pieces in this way, the enclosed pieces will change from the opponent's color to yours. Your score is equal to the number of pieces you have on the board. The program displays both players' scores at all times and prompts you when it's time to make a move.

Figures 2 and 3 illustrate the effect of placing a piece on the board. In Figure 2, the human player (white) is about to place a piece in the square indicated by the

mouse pointer. Figure 3 shows the appearance of the board after that move is made.

Dramatic Reversals

If you're playing against the computer, you may choose two different skill levels. Level 1 is the easier of the two, and it also plays faster. The higher level offers a greater challenge, but requires more time for the computer to calculate each move. Each of the computer's moves takes about 5-10 seconds at level 1 and about 20-50 seconds at level 2. Don't move the pointer while the computer is thinking; ST BASIC slows down when the pointer is in motion.

If you analyze the computer's strategy, you'll discover that it often tries to take the corner squares. The corners are the most valuable positions on the board because they can't be changed to the opposite color. Squares on the edge of the board are also strategically valuable, since they are vulnerable in only one direction.

Of course, there's no single strategy that works every time, particularly if you're playing a human opponent. Beginners often attempt to take the lead early and maintain it throughout the game, but that's not necessarily a winning strategy. When players are evenly matched, it's common for the score to seesaw back and forth several times. Dramatic reversals often occur near the end of the game—hence the name, Reversi. Experienced players try to think ahead and develop a strong strategic position with the final moves in mind.

Reversi

```

10  dim board(9,9),tboard(8,8
    ),dx(7),dy(7),path(7,1),m
    ess$(2,1),sc1(9,9)
20  restore 40:for a=0 to 9:if
    or b=0 to 9:board(a,b)=4:
    next b,a
30  for a=0 to 7:read dx(a),d
    y(a):next
40  data 0,-1,1,-1,1,0,1,1,0,
    1,-1,1,-1,0,-1,-1
50  for a=1 to 2:for b=0 to 1
    :read mess$(a,b):next b,a
60  data "          Your turn hu
    man          ","
    My turn          "
70  data "          White's tu
    rn          ","          B
    lack's turn          "
80  for a=1 to 4:for b=1 to 8
    :read c:sc1(a,b)=c:sc1(9-
```



```

a,b)=c
90  next b,a
100  data 16,-4,4,2,2,4,-4,16,
    -4,-12,-2,-2,-2,-12,-4

110  data 4,-2,4,2,1,4,-2,4,2,
    -2,2,0,0,2,-2,2
120  gosub SETSCREEN:p=0:gosub
    OPTIONS:nt=0
130  START: gosub SCORE
140  if np=2 or p=0 then 160
150  gosub TURN:gosub BESTMOVE
    :if js=-50 then 200 else
    gosub CHECKLEGAL:goto 190

160  gosub ANYMOVE:if flag=0 t
    hen 200 else gosub TURN
170  gosub READMOUSE:gosub CHE
    CKLEGAL
180  if flag=0 then gosub BEEP
    :goto 170
190  nd=0:gosub FLIPPIECES:nt=
    0
200  nt=nt+1:if nt=3 then goto
    GAMEOVER
210  p=1-p:goto START
220  SCORE: p1=0:p2=0:for a=1
    to 8:for b=1 to 8
230  if board(a,b)=0 then p1=p
    1+1
240  if board(a,b)=1 then p2=p
    2+1
250  next b:next a:color 1,1,1
    :pt=p1+p2
260  gotoxy 2,4:print "WHITE":
    gotoxy 29,4:print "BLACK"

270  gotoxy 3,6:print p1:gotox
    y 30,6:print p2
280  return
290  GAMEOVER: gosub SCORE:got
    oxy 0,0:print:gotoxy 4,17

300  if p1=p2 then print "It's
    a tie!";goto 330
310  if p1>p2 then print "Whit
    e wins!";goto 330
320  if p2>p1 then print "Blac
    k wins!";
330  print " - Click mouse but
    ton";gosub GETMOUSE
340  goto 20
350  TURN: color 1,1,1:gotoxy
    0,0:print:gotoxy 4,17:pri
    nt mess$(np,p):return
360  ANYMOVE: for tx=1 to 8:fo
    r ty=1 to 8
370  gosub CHECKLEGAL
380  if flag=1 then tx=9:ty=9
390  next ty,tx
400  return
410  CHECKMOVE: bs=-20:for tx=
    1 to 8:for ty=1 to 8
420  gosub CHECKLEGAL:ns=sc1(t
    x,ty)
430  if flag=0 then goto 450
440  if ns>bs or ns=bs and rnd
    (1)>.5 then bs=ns
450  next ty,tx
460  return
470  BESTMOVE:js=-50:nd=1:for
    tx=1 to 8:for ty=1 to 8
480  gosub CHECKLEGAL:if flag=
    0 then 560
490  for q=1 to 8:for r=1 to 8
    :tboard(q,r)=board(q,r):n
    ext q,r
500  gosub FLIPPIECES:fs=sc1(t
    x,ty):if pt>58 then fs=fs
    +f1#5
510  ptx=tx:pty=ty:if lev=2 th
    en p=0:gosub CHECKMOVE:p=
    1

```

```

520  tx=ptx:ty=pty:for q=1 to
    8:for r=1 to 8:board(q,r)
    =tboard(q,r):next r,q
530  if lev=1 then bs=0:goto 5
    50
540  if pt>58 then bs=bs+f1#5
550  if fs=bs>js or (fs=bs>js
    and rnd(1)>.5) then js=fs
    -bs:gx=tx:gy=ty
560  next ty,tx:tx=gx:ty=gy
570  if (tx=1 or tx=8) and (ty
    =1 or ty=8) then for a=0
    to 6 step 2:sc1(tx+dx(a),
    ty+dy(a))=8:next a
580  return
590  BEEP: sound 1,15,1,2,10:s
    ound 1,0,0,0,0:return
600  BONG: sound 1,15,8,3:wave
    1,1,0,10000,10:return
610  GETMOUSE: poke contr1,124

620  poke contr1+2,0:poke cont
    r1+6,0
630  vdisys(0)
640  mx=peek(ptsout):my=peek(p
    tcout+2)
650  if peek(intout)=0 then GE
    TMOUSE
660  vdisys(0):if peek(intout)
    <>0 then 660
670  return
680  READMOUSE: gosub GETMOUS
    E
690  if mx<80 or mx>235 or my<
    35 or my>169 then READMOU
    SE
700  tx=int((mx-80)/20)+1:ty=i
    nt((my-35)/17)+1
710  if board(tx,ty)<>4 then g
    osub BEEP:goto READMOUSE
    return
720  FLIPPIECES: fl=0:x=tx:y=t
    y:gosub PUTPIECE
730  for a=0 to 7
740  if path(a,0)=0 then 800
750  x=tx+dx(a):y=ty+dy(a)
760  for b=1 to path(a,1)
770  gosub PUTPIECE:x=x+dx(a):
    y=y+dy(a)
780  next b
790  next a:return
800  CHECKLEGAL: q=1-p:flag=0:
    if board(tx,ty)<>4 then r
    eturn
820  for a=0 to 7:path(a,0)=0
830  if board(tx+dx(a),ty+dy(a
    ))<>q then 890
840  sx=tx+dx(a):sy=ty+dy(a):c
    ounter=0
850  checkpath: counter=counte
    r+1:sx=sx+dx(a):sy=sy+dy(
    a)
860  if board(sx,sy)=4 then 89
    0
870  if board(sx,sy)=p then fl
    ag=1:path(a,0)=1:path(a,1
    )=counter:goto 890
880  goto checkpath
890  next a:return
900  PUTPIECE: fl=f1+1:board(x
    ,y)=p:if nd=1 then return

910  PUTPIECE2: px=x#20+67:py=
    y#17+3
920  color p,p,p:pcircle px,py
    ,7:gosub BONG
930  return
940  SETSCREEN: openw 2:fullw
    2:clearw 2:title$="Revers
    i":gosub SETTITLE
950  x1=20:y1=174:x2=300:y2=18
    7:pi=8:gosub BOX
960  color 3,3,3:fill 100,100:

```

```

color 1,1,1
970  for a=77 to 237 step 20:1
    inef a,12,a,148:next
980  for a=12 to 148 step 17:1
    inef 77,a,237,a:next
990  color 2,2,2:fill 20,20
1000  nd=0:for x=4 to 5:y=x:p=0
    :gosub PUTPIECE:next
1010  p=1:x=4:y=5:gosub PUTPIEC
    E:x=5:y=4:gosub PUTPIECE
1020  return
1030  SETTITLE: a# = gb : ginti
    n = peek(a#*8)
1040  poke gintin+0,peek(systab
    +8) : poke gintin+2,2
1050  s# = gintin+4 : titles =
    titles + chr$(0)
1060  poke s#,varptr(titles) :
    gemsys(105)
1070  return
1080  OPTIONS: a$="Number of pl
    ayers 1 2":gosub
    MENU:np=ans
1090  if np=2 then return
1100  a$="Choose level (1 is ea
    sy) 1 2":gosub MENU:lev
    =ans
1110  a$="Do you want to go fir
    st Y N":gosub MENU:p=ans-
    1
1120  return
1130  MENU: gotoxy 0,0:print:go
    toxy 4,17:print a$:
1140  gosub GETMOUSE:if my<175
    or my>187 then 1140
1150  if mx>242 and mx<255 then
    ans=1:return
1160  if mx>264 and mx<280 then
    ans=2:return
1170  goto 1140
1180  BOX: poke contr1,11:poke
    contr1+2,2:poke contr1+6,
    0:poke contr1+10,pi
1190  poke ptsin,x1:poke ptsin+
    2,y1
1200  poke ptsin+4,x2:poke pti
    n+6,y2
1210  vdisys(0):return

```

Attention Programmers

COMPUTE! magazine is currently looking for quality articles on Commodore, Atari, Apple, and IBM computers (including the Commodore Amiga and Atari ST). If you have an interesting home application, educational program, programming utility, or game, submit it to COMPUTE!, P.O. Box 5406, Greensboro, NC 27403. Or write for a copy of our "Writer's Guidelines."

Commodore 128 Machine Language

Part 3

Jim Butterfield, Associate Editor

This article, the third in Jim Butterfield's series on Commodore 128 machine language programming, explains how to call and link a machine language program from BASIC.

The usual way to activate a machine language (ML) program from BASIC is with a SYS command. Typically, you load and run a BASIC program, and the program loads the machine language program as needed. Sometimes the BASIC program and its accompanying ML code are combined in a single file. When you load such a program, the ML comes into memory along with the BASIC program text, so all you need is the SYS. In other cases, the BASIC program loads the ML file in a separate operation, a process known as *overlaying*.

Overlaying is a flexible technique. A BASIC program can load more than one machine language program; it can also load data, graphics screens, or other material. When programming an overlay, you must take care that a program doesn't self-destruct by loading something into memory which the program itself occupies.

Where memory is limited, overlays can greatly expand the capabilities of a computer. The program can load a machine language program into memory and use it; then the program can load a different program to the same part of memory,

and so on. In theory, there's no limit to how big a program might be when it's brought into memory as a series of overlays. The CP/M system, which can also be used by the 128, works largely by means of overlays (in fact, when it boots in CP/M mode, the computer loads the entire CP/M operating system from disk).

Overlay Example

Let's write a simple machine language program and load it into memory. The program will, on request, print a given character a certain number of times, followed by a carriage return. We'll use it to draw a simple bar graph. Type MONITOR and press RETURN; then enter the following lines:

```
A 1400 JSR $FFD2
A 1403 DEX
A 1404 BNE $1400
A 1406 LDA #$0D
A 1408 JMP $FFD2
```

As you enter each line, the computer rewrites the line and prompts you with the address for the next line. A question mark means that you need to retype the line. After you enter the last line, the computer displays this line:

```
A 140B
```

To end the assembly, press RETURN on this line without typing anything else. The line at 1400 calls the print routine, which prints whatever character is in the A register. The value in that register will be set by the BASIC calling routine. The

line at 1403 subtracts one from the counter value in the X register; this value is set from BASIC as well. Lines 1404-1408 say, "If the count has not hit zero, go back; otherwise, load and print a RETURN character and return to BASIC".

After you enter the program, save it to disk with the following command:

```
S "0:+ML",8,1400,140B
```

This command saves the program under the filename +ML. There's nothing magical about the plus sign (+) at the beginning of the filename. I prefer to put a special character at the start of the name of any file that is not intended to be loaded with a BASIC LOAD or DLOAD. This serves as a visual reminder of the file's special purpose when you are scanning a disk directory. Any legal Commodore filename can be used when saving files from the ML monitor. However, the BASIC program listed below expects to find a file named +ML, so you should include the plus sign for this example.

After you press RETURN, you'll see the disk light come on and hear the disk motor run. Now for a handy feature of the machine language monitor. We'll ask the disk whether or not everything went well. Type the single character @ and press RETURN. You'll get a report from the disk. There will be a number (the error type, normally 0); a message (normally OK); and

then two more numbers, which indicate the disk track and sector where the error occurred in cases where that information is relevant. If you get the OK message, your program has been saved and you're ready to proceed.

The disk commands of the machine language monitor are very useful. They are similar to those of the disk wedge programs used in other Commodore computers. For example, type @,\$0 and press RETURN. You'll get the directory of your disk.

Now let's destroy the program we have just written. That way, we can confirm that our BASIC program will load it correctly from disk. We'll use the F (Fill) command to store zeros in memory locations 1400-1480:

```
F 1400 1480 0
```

The BASIC Portion

Our machine language program is gone. To exit to BASIC, type X and press RETURN. Now let's write the main program. Type NEW, then enter this program:

```
100 BANK 15
110 BLOAD "+ML"
120 IF DS<>0 THEN PRINT DS$:STOP
130 V=10
140 FOR J=1986 TO 1996
150 PRINT J::SYS 5120,42,V
160 V=V*1.1
170 NEXT J
```

We specify bank 15 so that Kernal ROM will be visible when the machine language routine is executed. The BLOAD command brings in the program. Since we don't specify a bank, the program goes to bank 15 (which, for the addresses concerned, is the same as bank 0). Because we don't specify a starting address, the program loads at the address from which it was saved.

After the load, the program checks the disk status to make sure everything went well. The disk status reserved variable, DS, must be zero; if not, we print the status message (DS\$) and stop. We don't want to SYS to a program that might not be there.

The main program plots a value that grows at 10 percent per year over 11 years. It prints each year (J) and calls the machine language routine. The operation of SYS has been enhanced in the 128's BASIC 7.0.

Additional values can be added after the address; these are stored in the various microprocessor registers when the routine is executed. The SYS in line 150 places the value 42 (the character code for an asterisk) into the accumulator and the value of the variable V (which starts at 10 and grows a little for each line) into the X register. If you like, you can change the program to print a character other than the asterisk. Simply replace the number 42 with the character code for the desired symbol. Similarly, you can play around with the values of V. Remember, however, that you can only pass values less than 256 in this manner.

If you use overlay techniques,

you may load your machine language program to any free memory area. Stay below location \$4000 (decimal 16384), however, unless you're familiar with the fine points of the 128's banking architecture. Don't interfere with areas containing working values. Use the spare locations indicated in Figure 3.

Liberating Memory

If you need a good deal of space and want to use the overlay method, there's a trick that will liberate an extra 9K block of memory up to \$4000. You can easily switch BASIC so that it starts at address \$4000, leaving free space in the former BASIC program area from

Figure 1: Bank 15

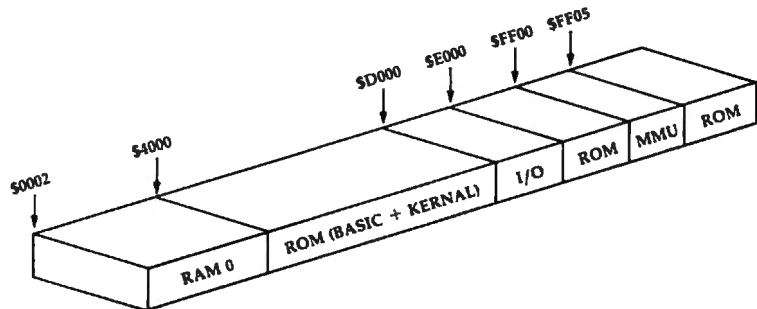


Figure 2: Bank 0

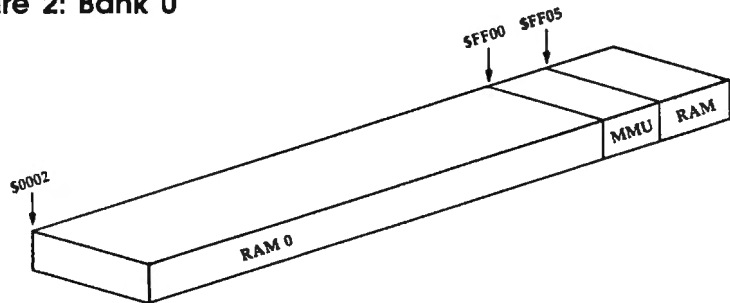
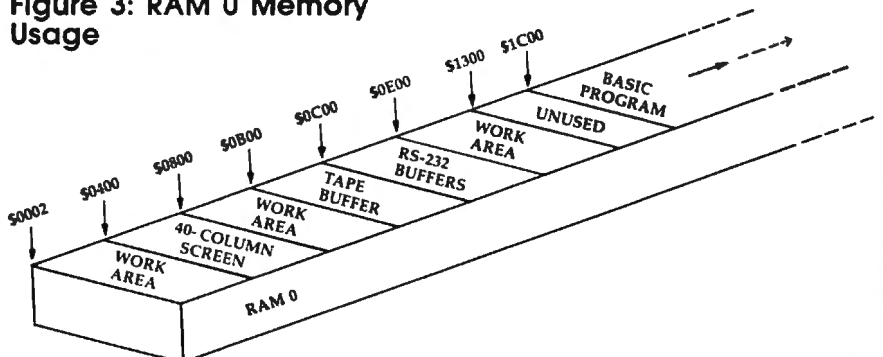


Figure 3: RAM 0 Memory Usage



\$1C00 to \$3FFF. Here's how to do it. At the start of your BASIC program, add the following line:

```
GRAPHIC 1:GRAPHIC 0
```

Here's how the trick works. When the GRAPHIC 1 statement is executed, BASIC is moved up to make room for a high-resolution graphics screen. BASIC now starts at location \$4001. GRAPHIC 0 returns the display to the normal text screen, but the high-resolution screen area remains allocated and BASIC does not move back down. The result is lots of empty memory for you to use (this method assumes that you don't need high-resolution graphics, of course).

If you use this technique, you might like to deallocate the graphics area and restore your BASIC program's original position (starting at \$1C01) when the program is finished. The command to do this is GRAPHIC CLR.

Joining To BASIC

If you don't like the extra disk activity that overlays require, you might prefer a technique that is popular on many other Commodore computers: tacking a machine language program on the end of a BASIC program. The advantage of this technique is that a single load operation brings in both the BASIC program and the machine language program. This technique works equally well with disk or tape. But there are a few points to remember.

When using this technique on other Commodore computers, you must take care not to change the BASIC program once it is in place. It's obvious when you think about it: If you add to the BASIC program, the machine language portion moves higher in memory in order to make room for the new program line(s). As a general rule, you must write the BASIC program first and refrain from changing it once it's finished.

The 128 adds another difficulty to this technique. You can't tack something on to a BASIC program if you don't know where the BASIC program is located. To explain, BASIC usually starts at \$1C01, but if someone has been using graphics, the start of BASIC might be at \$4001. It's no use writing a program

to sit behind BASIC—at, say, location \$1F80—and then discover that it sometimes loads to \$4280. Chances are that it won't work in the new location, especially since it's above the dreaded \$4000 barrier.

There are several ways around this problem. One is to check the start of BASIC and refuse to call the ML code if it's wrong. Another is to begin every program with GRAPHIC CLR in an attempt to move the program down to the desired area. Be careful with GRAPHIC CLR, however—it has a pitfall we'll mention in a moment.

Sample Program

Here's a small program that combines BASIC and machine language in one package. Let's write the BASIC part first:

```
100 GRAPHIC CLR
110 BANK 15
120 PRINT "SPEED TYPING"
130 PRINT "TRY TO TYPE A
    SENTENCE"
140 PRINT "END WITH RETURN"
150 SYS XXXX
160 PRINT "FAST, HUH?"
```

Do *not* run this program yet; the machine language is not in place. Now type GRAPHIC CLR to make sure the program is situated in the right part of memory. Enter the machine language monitor with MONITOR, then type this command:

```
M 2D 2D
```

The first two bytes displayed on the screen should be 01 1C. This operation confirms that BASIC does indeed start at address \$1C01. Now enter this command to see where the program ends:

```
M 1210 1211
```

Depending on how you typed in the BASIC program (whether you included extra spaces, for example), you'll see a first byte with a value of about \$8D and a second byte of \$1C. Assuming this is the place where the program ends, you can tack on machine language anywhere after about \$1C8D. To give ourselves some slack, let's pick \$1CC0 as our machine language starting point. Now that you've chosen this address, type \$1CC0 and press RETURN. The monitor prints +7360, indicating that the decimal value of \$1CC0 is 7360. Now exit to BASIC and change line

150 as shown here:

```
150 SYS 7360
```

Now reenter the monitor and enter the following machine language program:

```
A 1CC0 JSR $FFE4
A 1CC3 CMP #$0D
A 1CC5 BEQ $1CD8
```

As we write this program, we'll guess at the exit address, since we haven't gotten there yet. We can always come back to correct this address if it's not correct.

```
A 1CC7 BCC $1CC0
A 1CC9 LDX $+30
```

Note that the monitor changes the decimal value 30 to \$1E when you press RETURN.

```
A 1CCB JSR $FFD2
A 1CCE DEX
A 1CCF BNE $1CCB
A 1CD1 LDA #$0D
A 1CD3 JSR $FFD2
A 1CD6 BNE $1CC0
A 1CD8 RTS
```

On the last line, we see that the exit address is \$1CD8. If you had guessed wrongly on line 1CC5, this would be the time to go back and correct it. Now, here's the payoff. Display the end-of-BASIC pointer with the command M 1210 1211. You'll see the same addresses as before. Move the cursor back and change the display to read:

```
>01210 D9 1C ... ..
```

After you press RETURN, it's safe to save the entire package. When you do so, the BASIC and machine language files are saved as one block. When you reload the file, both programs come in together.

But there's a pitfall which is related to the GRAPHIC CLR command we used in the BASIC program. When you execute GRAPHIC CLR, you may reset the contents of locations \$1210-\$1211 back to their original values. If you use GRAPHIC CLR in a program as we've done here, be sure to save the program *before* you run it. To save the program, return to BASIC and save the program with the usual DSAVE command. Run the program and try typing a sentence; you'll be amazed to discover what a speedy typist you've become.

The next article in this series discusses bank switching and how to pass information from one bank to another. ©

64 Screen Splitter

Lou Goldstein

This Commodore 64 utility allows you to add extra sprites, mix graphics and text, and achieve other split-screen effects usually seen only in commercial software. It can be used without machine language knowledge.

Ordinarily, the Commodore 64 can display only one screen type at a time, one character set at a time, one set of sprites at a time, and so on. But imagine selecting one set of features for the upper portion of the screen and another for the lower portion. You might, for example, use high-resolution graphics above and standard text below. Or you might want a combination of eight sprites and graphics characters on top, plus extended color mode and eight more sprites on the bottom.

Such seemingly impossible split screens are easily created—if you happen to be an accomplished machine language programmer. With "64 Screen Splitter," you can manage true split screens with absolutely no knowledge of machine language. Screen Splitter adds two new commands to BASIC to permit the simultaneous display of two distinct screens of your choice. Each screen can be either high resolution or text, and can use standard, multi-color, or extended color text mode. Each can have its own colors, character set, and sprites. In short, anything you can do with a single screen, you can do with each of your two screens.

Get Ready To Split

Program 1 is the machine language for Screen Splitter, which you must enter with the "MLX" machine language entry program published elsewhere in this issue. Follow the MLX instructions carefully. When you run MLX, you'll be asked for a starting address and an ending address for the data you will be entering. Here are the addresses you will need to type in Screen Splitter:

Starting address: C000
Ending address: C697

Before using Screen Splitter, you must always reserve a safe memory area where it can store high-resolution screens and dot patterns. This is done by moving the start of BASIC program space upward in memory. BASIC workspace normally starts at location 2048. For Screen Splitter, the safest new location is 16384. Here is a short program that performs all of the setup needed to use Screen Splitter:

```
10 IF A=0 THEN A=1:LOAD "SP
LITTER",8,1
20 SYS 49152:POKE 43,1:POKE
44,16*4:POKE 16*1024,0
30 PRINT"[CLR]{4 DOWN}LOAD"
CHR$(34)"MYPROG"CHR$(34)
",8"
40 PRINT"[4 DOWN]RUN[HOME]"
50 FOR K=631 TO 640:POKE K,
13:NEXT
60 POKE 198,10:NEW
```

Line 10 loads Screen Splitter into memory. When you type line 10, replace SPLITTER with the name you used when saving Screen Splitter with MLX (if you are using tape instead of disk, substitute ,1,1 for ,8,1). Line 20 activates Screen

Splitter with SYS 49152 and raises the start of BASIC to location 16384. Lines 30–60 are optional and should be used only if you want to load and run a BASIC program of your own (in which case, you should substitute the name of your program for MYPROG in line 30). If you don't want to load and run a program, add a NEW statement to the end of line 20 and delete lines 30–90.

Program 2 contains a brief demonstration of several Screen Splitter features. Don't forget to load and activate Screen Splitter before you load and run this program.

Split Screen Commands

Screen Splitter adds two new statements to Commodore 64 BASIC: @SCREEN and @SPLIT (note that both statements begin with an @ sign). The @SCREEN statement prepares the correct environment for a split-screen display, and @SPLIT actually makes the split screen appear. @SCREEN must always be used before @SPLIT. Here is the general syntax for @SCREEN:

@SCREEN map, topchar, botchar, topmode, botmode

@SCREEN takes five parameters, which can be numbers or numeric variables. The first parameter, map, can be any number from 0–4, and determines where your screens will be stored. Figure 1 shows the five different memory configurations selected by map values 0–4.

The numbers at the left of the

figure represent ranges of memory locations and have been abbreviated (8K-16K means locations 8192-16383, and so on). The memory areas shaded with ***** are free for storing definitions (dot patterns) for sprites or custom characters. Each 1K free section can contain data for as many as 128 characters, or 16 sprites.

The area marked with // is not usable for sprite patterns or text-screen custom characters, since it is replaced by the ROM image of the Commodore characters whenever the video chip is active. However, it can hold dot patterns of custom characters to be POKEd onto a high-resolution screen, since those POKEs can only be done when the video chip is inactive. In fact, in maps 3 and 4, the same area may be used simultaneously for standard text-screen characters and custom hi-res characters.

In maps 0 and 2, the amount of memory needed for graphics depends on your use of sprites and custom characters. In these configurations, you may be able to raise the start of BASIC to locations 8192 or 10240 instead of 16384, to make more room available for a long program or a large array.

The lower screen of map 2 consists of text written on a video matrix beginning at location 3072 instead of the usual location of 1024. To print on this screen, POKE a value of 12 into address 648; this operation tells the screen editor that the screen begins at location 3072 (12*256). To return to the normal screen, POKE a value of 4 into 648; this represents the normal screen address 1024 (4*256). After you choose the desired screen, PRINT statements work normally. However, printing and clearing the screen affect only the visible portion of the text screen.

The next two parameters for @SCREEN, topchar and botchar, set the address at which each screen will find its character definitions. Legal values are even numbers from 2-14, representing the 1K boundary where the character definitions begin. A value of 4 selects the uppercase/graphics character set. The uppercase/lowercase set requires a value of 6. Use other values to select custom character

Figure 1. Memory Allocations for @SCREEN

	Memory Map Number				
	0	1	2	3	4
	all 1K text	all hi-res	1K text over 3K text	1K text over hi-res	hi-res over 1K text
1K-2K	text screen	color for hi-res	upper text screen	text screen	text screen
2K-3K	***** ***** *****	***** ***** *****	***** ***** *****	***** ***** *****	***** ***** *****
3K-4K	***** ***** *****	***** ***** *****	lower text screen	color for hi-res	color for hi-res
4K-8K	////////////////////////////////////// // ROM image of uppercase-graphics characters // ////////////////////////////////////// // ROM image of upper-lowercase characters // //////////////////////////////////////				
8K-16K	***** ***** ***** *****	hi-res screen	***** ***** ***** *****	hi-res screen	hi-res screen

sets. Since it is not possible to PRINT directly on a hi-res screen, these parameters are ignored for hi-res work (however, you must still supply legal values for topchar and botchar). Screen Splitter does not allow you to change character sets by pressing SHIFT-Commodore.

The last two @SCREEN parameters, topmode and botmode, select the upper and lower color modes. These values should be 0 for normal colors or 1 for multicolor mode. A value of 2 (legal for text screens only) selects extended color mode.

If you execute a @SPLIT statement without previously using @SCREEN, you will get a default setup that is equivalent to @SCREEN 0,4,6,0,0 with a blue background and yellow sprites on top, and a yellow background and blue sprites below.

@SPLIT

The second new command,

@SPLIT, requires one parameter, the number of lines of the upper screen to be shown. Legal values are in the range 0-25. Values from 1-24 produce split screens of varying sizes. A value of 1, for example, makes the top screen one text line (eight lines of hi-res dots) in height. The remainder of the display is allotted to the lower screen. When the @SPLIT value is 2, the top screen contains two text lines, and so on.

An @SPLIT value of 0 displays only the lower screen, and @SPLIT 25 shows only the top screen. These two configurations do more than simply make the other screen invisible: They turn Screen Splitter off completely, which increases the computer's processing speed and prevents screen flicker during tape or disk access. These configurations can be invaluable in debugging. When your program stops with an error, the error message and READY prompt may be printed on

a part of the screen that is invisible to you. If you suspect this has occurred, type @SPLIT 0 or @SPLIT 25 in immediate mode (even if you have to type blind) to examine the entire text screen. In map 1, neither screen contains text, so use @SCREEN 0,4,4,0,0 to check the text screen.

Controlling Video Features

Once you've created a split screen with @SCREEN and @SPLIT, you essentially have two independent screens at your disposal. You may use any of the ordinary graphics techniques appropriate to the current configuration, keeping in mind the reduced size of each screen.

The usual way to control sprites and other video features is by POKEing values into the appropriate VIC-II control registers. A similar method is used with Screen Splitter, but the addresses are different. Instead of POKEing into the control registers themselves, you POKE mock registers and let Screen Splitter transfer the values to the actual control registers when the time is right.

There are 47 VIC-II control registers, which normally begin at location 53248. Screen Splitter provides two sets of mock control registers—one set for the upper screen and one for the lower. The 47 top screen registers begin at location 49235. The 47 mock registers for the bottom screen begin at location 49282. Whenever you POKE a new value into one of the mock registers, Screen Splitter waits until the correct time, then transfers that value into the corresponding control register.

Pointers to sprite dot patterns are normally stored in the last eight bytes of the video matrix (locations 2040–2047). But, since Screen Splitter permits as many as 16 sprites to share the screen in some configurations, it is necessary to use mock sprite pointer registers as well. The mock sprite pointers are always in the same place regardless of the screen's location. The top screen sprite pointers occupy the eight bytes beginning at location 49329. These bytes are preset to point to sprite shape locations 32–39 (locations 2048–2111 con-

tain the data for sprite 0, the next 64 bytes contain the data for sprite 2, and so forth). The lower screen sprite pointers begin at location 49337 and point to sprite locations 40–47. Of course, you can POKE new values into these registers at any time.

At the start of each raster interrupt all the sprite pointers at the end of the current video matrix are reset to point to sprite shape location 11 (addresses 704–767, filled with zero bytes when you first activate Screen Splitter). If this occurs in the middle of a sprite, the video chip continues to send it to the screen, but since the dot pattern is blank, the rest of the sprite becomes invisible. Near the end of the interrupt, the sprite pointers for the new screen are copied into the last eight bytes of its video matrix. The video chip continues to project any remaining upper sprites, but uses the new horizontal position, color, and dot data. As a result, when an upper sprite sinks through the boundary, the bottom few lines of the corresponding lower sprite may appear just below the boundary, at the lower sprite's x position.

Changing the lower sprite's y position or even turning it off completely will not prevent this overlap problem—these controls are ignored once the chip begins projecting a sprite. So when an upper sprite is going to drop through the boundary, the same numbered sprite for the lower screen should contain a blank definition (at least for its bottom several lines), or it must be positioned off the side of the screen. Sprites rising from the lower screen are cut off at the top as they approach the boundary. But when the sprite's y position reaches the split point, the remaining portion of the sprite suddenly disappears.

Advanced Techniques

Most VIC-II registers control only one feature. However, locations 53265 and 53270 each control multiple functions. The @SCREEN statement initializes both of the mock registers corresponding to 53265 with a default value of 27 (three rasters of vertical fine scrolling, 25 rows, blanking off, bitmapping off, extended color off, raster

bit 8 off). Both mock registers corresponding to 53270 are set to 8 (no horizontal fine scrolling, 40 columns, multicolor off). Changes are made as needed to turn on extended, multicolor, or bitmap graphics. The default settings may be changed with POKES to address 49638 for register 53265 and 49646 for register 53270. For more information about these rarely used features, consult *Mapping the 64*, available from COMPUTE! Books, and the *Commodore 64 Programmer's Reference Guide*.

You can override @SPLIT's raster control with POKES. The @SPLIT statement always sets the number of scan lines above the boundary to a multiple of eight, so that text will fit neatly on the screen. For an in-between position, adjust location 49253 to the value 48 plus the number of scan lines of upper screen you want to display. For example, this statement shows 43 scan lines of hi-res screen in the top screen:

```
POKE 49253, 43 + 48
```

You may also change the raster setting for the change from lower to upper screen. The normal value is 19 for an offscreen transition. But you can set location 49300 to a value greater than 48, creating a three-part screen with the bottom screen visible both below and above the top screen.

For a strange effect, POKE 49253 with a value of 19 to match the lower register. If the upper and lower screen colors are different, you will see them flicker in alternation. If the colors are the same, you will be able to see up to 16 flickering sprites at once against a steady background. Each sprite will be free to move anywhere on the screen. To display a flicker-free sprite, create a twin in the same position on the other screen.

Screen Splitter uses a delay during the interrupt to insure that any change in background color occurs between scans of the TV's electron beam. The length of the delay is controlled by location 50828, which, in turn, is set by @SCREEN. Maps 3 and 4 usually change colors early in the interrupt, when the screen type changes. @SCREEN sets location 50828 for eight passes

of the delay loop. The other maps generally change colors later, when the color registers are copied, so six passes of the delay loop are sufficient. If something in your program disrupts the timing (for example, a sprite may be located at the boundary) the color may change in the middle of a row of pixels. You can correct such an imperfection by changing the value in location 50828.

Most VIC-II registers are intended to be POKEd rather than PEEKed. But four control registers are usually read: locations 53267-53268 for the light pen, and locations 53278-53279 for sprite collisions. Splitter ignores these locations, so you can PEEK them as usual. However, the VIC-II has no way to tell whether a collision involves upper or lower sprites. If there is any possibility of confusion on this point, your program must analyze the sprite positions to clear it up.

Program 1. Screen Splitter

Please refer to the "MLX" article in this issue before entering the following listing.

```

C000:AD 15 03 C9 CF 90 0C AD 21
C008:14 03 8D C3 C0 AD 15 03 2C
C010:8D C4 C0 78 A0 06 B9 46 FF
C018:C0 99 03 03 88 D0 F7 58 C0
C020:A9 08 20 D2 FF A2 3F A9 5C
C028:00 9D C0 02 CA 0E FF D0 F3
C030:F8 60 40 53 43 52 45 45 B6
C038:CE D0 40 53 50 4C 49 D4 AD
C040:D1 00 00 32 C0 3A C0 3D 7B
C048:C1 E2 C0 18 C1 06 C4 8B 65
C050:C1 50 C3 00 00 00 00 00 3F
C058:00 00 00 00 00 00 00 00 D9
C060:00 00 00 00 1B 80 00 00 BC
C068:00 08 00 14 01 01 00 00 39
C070:00 00 00 06 06 00 00 00 82
C078:00 00 08 08 08 08 08 08 F3
C080:08 08 00 00 00 00 00 00 08
C088:00 00 00 00 00 00 00 00 0A
C090:00 00 00 1B 13 00 00 00 5C
C098:08 00 16 01 01 00 00 00 F8
C0A0:00 00 08 08 00 00 00 00 A3
C0A8:00 06 06 06 06 06 06 06 27
C0B0:06 20 21 22 23 24 25 26 9D
C0B8:27 28 29 2A 2B 2C 2D 2E 32
C0C0:2F 00 00 00 00 00 00 00 D9
C0C8:00 00 00 00 00 00 00 00 4A
C0D0:00 A9 2C A0 00 D1 7A F0 79
C0D8:05 A2 0B 6C 00 03 20 9B 95
C0E0:B7 60 08 2C 0F 00 30 0A FC
C0E8:C9 D0 90 06 C9 D2 B0 02 F2
C0F0:90 04 28 4C 1A A7 8C 49 57
C0F8:00 28 38 E9 D0 0A A8 B9 E3
C100:43 C0 85 FD B9 44 C0 85 CB
C108:FE A0 00 B1 FD 30 06 20 2B
C110:D2 FF C8 D0 F6 4C EF A6 92
C118:20 73 00 C9 D0 90 06 C9 C3
C120:D2 B0 02 90 06 20 79 00 26
C128:4C E7 A7 38 E9 D0 0A A8 93
C130:B9 4F C0 85 FD B9 50 C0 0D
C138:85 FE 6C FD 00 20 7C A5 CA
C140:A0 00 B9 00 02 F0 0C C9 01

```

```

C148:22 F0 16 C9 40 F0 1E C8 43
C150:4C 42 C1 99 02 02 E8 C8 0F
C158:C8 C8 C8 A9 FF 84 71 C8 E3
C160:60 C8 B9 00 02 F0 EC C9 F4
C168:22 F0 E4 D0 F4 84 FC A2 39
C170:00 BD 32 C0 29 7F D9 00 B0
C178:02 D0 0A BD 32 C0 30 1A 5D
C180:E8 C8 4C 71 C1 BD 32 C0 75
C188:30 03 E8 D0 F8 E8 E8 A4 F0
C190:FC BD 32 C0 D0 DB C8 4C 28
C198:42 C1 E8 BD 32 C0 C8 A6 73
C1A0:FC 9D 00 02 E8 B9 00 02 5A
C1A8:9D 00 02 F0 05 C8 E8 4C B3
C1B0:A5 C1 A4 FC C8 4C 42 C1 99
C1B8:20 DE C0 8E C6 C0 20 41 BF
C1C0:C3 20 D1 C0 8E C7 C0 20 A9
C1C8:30 C3 20 D1 C0 8E C8 C0 09
C1D0:20 30 C3 20 D1 C0 8E C9 63
C1D8:C0 20 4B C3 20 D1 C0 8E C2
C1E0:CA C0 20 4B C3 A9 1B 8D 3B
C1E8:CB C0 8D CE C0 A9 08 8D 6B
C1F0:CC C0 8D CF C0 A9 06 8D FF
C1F8:8C C6 A0 0F A2 07 AD C6 CC
C200:C0 D0 11 A9 10 8D CD C0 E9
C208:8D D0 C0 8E 2D 05 8E 6E 95
C210:C6 4C 80 C2 C9 01 D0 1B 57
C218:A9 20 0D CB C0 8D CB C0 6D
C220:A9 20 0D CE C0 8D CE C0 AB
C228:A9 18 8D CD C0 8D C0 B5
C230:4C 0B C2 C9 02 D0 13 A9 B6
C238:10 8D CD C0 A9 30 8D D0 E8
C240:C0 8E 2D C5 8C 6E C6 4C C3
C248:80 C2 A9 08 8C 8C C6 C9 6A
C250:03 D0 15 A9 10 8D CD C0 DB
C258:A9 20 0D CE C0 8D CE C0 E3
C260:A9 38 8D D0 C0 4C 41 C2 04
C268:A9 10 8D D0 C0 A9 20 0D 7F
C270:CB C0 8D CB C0 A9 38 8D 25
C278:CD C0 8C 2D C5 8E 6E C6 85
C280:AE C7 C0 AD CB C0 29 20 16
C288:D0 07 8A 0D CD C0 8D CD B4
C290:C0 AE C8 C0 AD CE C0 29 9A
C298:20 D0 07 8A 0D C0 8D A6
C2A0:D0 C0 AD C9 C0 F0 21 C9 E6
C2A8:02 D0 15 AD CB C0 29 20 B4
C2B0:F0 03 4C 46 C3 AD CB C0 8A
C2B8:09 40 8D CB C0 4C C8 C2 CC
C2C0:A9 10 0D CC C0 8D CC C0 24
C2C8:AD CA C0 F0 21 C9 02 D0 04
C2D0:15 AD CE C0 29 F0 03 0E
C2D8:4C 46 C3 AD CE C0 09 40 35
C2E0:8D CE C0 4C EE C2 A9 10 A3
C2E8:0D CF C0 8D CF C0 AD CB 82
C2F0:C8 8D 64 C0 AD CD C0 8D 86
C2F8:6B C0 AD CC C0 8D 69 C0 B6
C300:AD CE C0 8D 93 C0 AD D0 CE
C308:C8 8D 9A C0 AD CF C0 8D 6E
C310:98 C0 AD 2D C5 AE 6E C6 29
C318:A0 02 8D 0B C4 8E 4C C5 91
C320:C8 C8 C0 1A D0 F3 8D EC
C328:BC C3 8E DB C3 4C AE A7 E2
C330:8A F0 13 6A 90 03 4C 46 B1
C338:C3 E0 0F 90 03 4C 46 C3 5E
C340:60 E0 05 B0 01 60 A2 0E B8
C348:6C 00 03 E0 03 4C 43 C3 08
C350:20 DE C0 8E C6 C0 E0 0B
C358:F0 09 E0 19 F0 0B 90 0F 2C
C360:4C 46 C3 20 C4 C3 4C AE 96
C368:A7 20 A5 C3 4C AE A7 8A B3
C370:0A 0A 0A 18 69 30 8D 65 CE
C378:C0 A9 7F 8D 0D DC 78 A9 0A
C380:C4 8D 15 03 A9 06 8D 14 35
C388:03 AD 94 C0 8D 12 D0 AD 9F
C390:11 D0 29 7F 8D 11 D0 A9 ED
C398:0F 8D 19 D0 A9 01 8D 1A C1
C3A0:D0 5E 4C AE A7 20 E3 C3 64
C3A8:A2 2E 8D 53 C0 9D 00 D0 47
C3B0:CA E0 FF D0 F5 A0 07 B9 DC
C3B8:B1 C0 99 F8 07 88 C0 FF E7
C3C0:D0 F5 58 60 20 E3 C3 A2 F9

```

```

C3C8:2E BD 82 C0 9D 00 D0 CA 8C
C3D0:E0 FF D0 F5 A0 07 B9 B1 88
C3D8:C0 99 F8 07 88 C0 FF D0 CE
C3E0:F5 58 60 2C 11 D0 10 FB 30
C3E8:78 AD C3 C0 8D 14 03 AD 0D
C3F0:C4 C0 8D 15 03 A9 00 8D 5A
C3F8:6D C0 8D 9C C0 8D 1A D0 24
C400:A9 81 8D 0D DC 60 78 A9 44
C408:0B 8D F8 07 8D F9 07 8D F9
C410:FA 07 8D FB 07 8D FC 07 B9
C418:8D FD 07 8D FE 07 8D FF D0
C420:07 20 8B C6 AD 77 C0 48 28
C428:AD 76 C0 48 AD 75 C0 48 CF
C430:AD 74 C0 48 AD 73 C0 48 4F
C438:AD 64 C0 AE 69 C0 AC 6B C7
C440:C0 8D 11 D0 8E 16 D0 8C B7
C448:18 D0 68 8D 20 D0 68 8D 9A
C450:21 D0 68 8D 22 D0 68 8D 37
C458:23 D0 68 8D 24 D0 AD 53 A0
C460:C0 8D 00 D0 AD 54 C0 8D 88
C468:01 D0 AD 55 C0 8D 02 D0 C2
C470:AD 56 C0 8D 03 D0 AD 57 65
C478:C0 8D 04 D0 AD 58 C0 8D 31
C480:05 D0 AD 59 C0 8D 06 D0 25
C488:AD 5A C0 8D 07 D0 AD 5B A2
C490:C0 8D 08 D0 AD 5C C0 8D D9
C498:09 D0 AD 5D C0 8D 0A D0 87
C4A0:AD 5E C0 8D 0B D0 AD 5F DF
C4A8:C0 8D 0C D0 AD 60 C0 8D 82
C4B0:0D D0 AD 61 C0 8D 0E D0 E9
C4B8:AD 62 C0 8D 0F D0 AD 63 1D
C4C0:C0 8D 10 D0 AD 6A C0 8D 43
C4C8:17 D0 AD 6E C0 8D 1B D0 F1
C4D0:AD 6F C0 8D 1C D0 AD 70 ED
C4D8:C0 8D 1D D0 AD 78 C0 8D 35
C4E0:25 D0 AD 79 C0 8D 26 D0 D7
C4E8:AD 7A C0 8D 27 D0 AD 7B 2C
C4F0:C0 8D 28 D0 AD 7C C0 8D BE
C4F8:29 D0 AD 7D C0 8D 2A D0 3A
C500:AD 7E C0 8D 2B D0 AD 7F 6A
C508:C0 8D 2C D0 AD 80 C0 8D 68
C510:2D D0 AD 81 C0 8D 2E D0 9D
C518:AD 65 C0 8D 12 D0 A9 01 EC
C520:8D 19 D0 8D 1A D0 A2 07 0C
C528:BD B1 C0 9D F8 07 CA E0 4B
C530:FF D0 F5 AD 68 C0 8D 15 FF
C538:D0 A9 C5 8D 15 03 A9 47 77
C540:8D 14 03 58 6C C3 C0 78 E9
C548:A9 0B 8D F8 07 8D F9 07 16
C550:8D FA 07 8D F7 8D FC 2F
C558:07 8D FD 07 8D FE 07 8D FE
C560:FF 07 20 8B C6 AD A6 C0 65
C568:48 AD A5 C0 48 AD A4 C0 47
C570:48 AD A3 C0 48 AD A2 C0 0B
C578:48 AD 93 C0 AE 98 C0 AC 18
C580:9A C0 8D 11 D0 8E 16 D0 0A
C588:8C 18 D0 68 8D 20 D0 68 F7
C590:8D 21 D0 68 8D 22 D0 68 CA
C598:8D 23 D0 68 8D 24 D0 AD A0
C5A0:82 C0 8D 00 D0 AD 83 C0 54
C5A8:8D 01 D0 AD 84 C0 8D 02 74
C5B0:D0 AD 85 C0 8D 03 D0 AD 94
C5B8:86 C0 8D 04 D0 AD 87 C0 B6
C5C0:8D 05 D0 AD 88 C0 8D 06 B1
C5C8:D0 AD 89 C0 8D 07 D0 AD 3D
C5D0:8A C0 8D 08 D0 AD 8B C0 19
C5D8:8D 09 D0 AD 8C C0 8D 0A EE
C5E0:D0 AD 8D C0 8D 0B D0 AD E5
C5E8:8E C0 8D 0C D0 AD 8F C0 7B
C5F0:8D 0D D0 AD 90 C0 8D 0E 2C
C5F8:D0 AD 91 C0 8D 0F D0 AD 8E
C600:92 C0 8D 10 D0 AD 99 C0 EA
C608:8D 17 D0 AD 9D C0 8D 1B 3D
C610:D0 AD 9E C0 8D 1C D0 AD 7D
C618:9F C0 8D 1D D0 AD A7 C0 76
C620:8D 25 D0 AD A8 C0 8D 26 3C
C628:D0 AD A9 C0 8D 27 D0 AD 23
C630:AA C0 8D 28 D0 AD AB C0 CC
C638:8D 29 D0 AD AC C0 8D 2A 79
C640:D0 AD AD C0 8D 2B D0 AD CB
C648:AE C0 8D 2C D0 AD AF C0 2F

```

```

C650:8D 2D D0 AD B0 C0 8D 2E B6
C658:D0 AD 94 C0 8D 12 D0 A9 58
C660:01 8D 19 D0 8D 1A D0 A2 1B
C668:07 BD B9 C0 9D F8 07 CA D5
C670:E0 FF D0 F5 AD 97 C0 8D C2
C678:15 D0 A9 C4 8D 15 03 A9 B6
C680:06 8D 14 03 68 A8 68 AA 88
C688:68 58 40 A2 06 CA 10 FD 0C
C690:EA EA 60 00 00 00 00 5A

```

Program 2. Split Screen Demo

For instructions on entering this listing, please refer to "COMPUTE!'s Guide to Typing in Programs" in this issue of COMPUTE!.

```

MJ 10 PRINT "{CLR}{2 DOWN}
      {13 RIGHT}PLEASE WAIT"
JD 20 FORA=8192TO14192:POKEA,0
      :NEXT
SG 30 FORX=100TO200:Y=30:GOSUB
      510:Y=90:GOSUB510:NEXT:F
      ORY=30TO90:X=100:GOSUB51
      0
BF 40 X=200:GOSUB510:NEXT
CF 50 FORK=2048TO2111:POKEK,25
      5:NEXT
DH 60 BR=49282:TR=49235:POKEBR
      +33,14:POKETR+33,6:POKE6
      46,1:POKETR+32,8:POKEBR+
      32,8
QB 70 POKE648,4:@SCREEN0,4,6,0
      ,0:@SPLIT12:PRINT "{CLR}"
FE 80 TY=95
GA 90 POKETR,200:POKETR+21,1
JG 100 FORK=1TO80
DJ 110 TY=TY+1
GK 120 POKETR+1,TY
HB 130 FORJ=1TO30:NEXT:NEXT

```

```

PP 140 POKETR+21,0
SB 150 PRINT "[8 DOWN]NOTICE TH
      E CHANGING CHARACTER SE
      TS"
PX 160 PRINT "[6 DOWN]ABOVE AND
      BELOW THE SPLIT."
CD 170 FORK=1TO3
HX 180 @SCREEN0,6,4,0,0
QJ 190 FORJ=1TO700:NEXT
AQ 200 @SCREEN0,4,6,0,0
HX 210 FORJ=1TO700:NEXT
DE 220 NEXT:PRINT "{CLR}"
SP 230 POKE648,12:PRINT "{CLR}"
      :@SCREEN2,4,4,0,0:@SPLI
      T19
DM 240 POKEBR+33,14:POKETR+33,
      14:POKE646,6
CJ 250 POKE648,4:PRINT "{CLR}
      {2 DOWN}THIS IS MAP NUM
      BER 2.{DOWN}"
PH 260 PRINT "THE TOP IS ON THE
      1K TEXT SCREEN.
KK 270 PRINT "THE BOTTOM IS ON
      {SPACE}THE 3K TEXT SCRE
      EN.
RD 280 POKE648,12
GS 290 PRINT "[17 DOWN]"
PR 300 PRINT "WATCH WHAT HAPPEN
      S WHEN I REACH THE
RB 310 PRINT "BOTTOM OF THE SCR
      EEN.
CG 320 FORK=1TO9:PRINTK"*****
      SCROLLING *****":FORJ=
      1TO600:NEXTJ,K
RB 330 POKE648,4:PRINT "{CLR}
      {3 DOWN}WHERE DID THE O
      THER LINES GO???"{DOWN}"
SK 340 PRINT "I'LL EXECUTE @SPL
      IT 0 SO YOU CAN SEE.":F
      ORK=1TO2000:NEXT:@SPLIT

```

```

0
CF 350 FORK=1TO2000:NEXT:@SPLI
      T19
BG 360 PRINT "{CLR}{3 DOWN}PRES
      S ANY KEY AND I'LL CLEA
      R THE BOTTOM SCREEN ONL
      Y.":POKE198,0
EA 370 GETA$:IFA$=""THEN370
KX 380 POKE648,12:PRINT "{CLR}"
EA 390 FORK=1TO2000:NEXT:@SPLI
      T25:@SCREEN4,4,4,0,0:PO
      KE648,4
ER 400 PRINT "{CLR}{22 DOWN}NOW
      WE WILL ENTER MAP #4,
      {SPACE}A HIRES
MH 410 PRINT "UPPER SCREEN, WIT
      H A TEXT SCREEN
GJ 420 PRINT "BELOW.{2 SPACES}T
      HERE'S A HIRES PICTURE
SR 430 PRINT "ON THE SCREEN NOW
      . PRESS A KEY
FK 440 PRINT "AND I'LL SHOW IT
      {SPACE}TO YOU.
EC 450 PRINT "PRESS AGAIN, AND
      {SPACE}I'LL COME BACK."
      :POKE198,0
QR 460 GETA$:IFA$=""THEN460
AA 470 @SPLIT16
AM 480 GETA$:IFA$=""THEN480
FH 490 @SPLIT0:PRINT "{3 DOWN}T
      HIS ENDS THE DEMONSTRAT
      ION."
AJ 500 PRINT "{DOWN}FEEL FREE T
      O CONTINUE IN IMMEDIATE
      MODE.":END
FG 510 CH=INT(X/8):RO=INT(Y/8)
      :LN=YAND7:BY=8192+RO*32
      0+B*CH+LN:BI=7-(XAND7)
KM 520 POKEBY,PEEK(BY)OR(2↑BI)
      :RETURN

```



Programming the TI

C. Regena

More Solitaire

This month's article and listing continue the game program, "Solitaire", started in last month's column. Although last month's listing included enough of the game to play, all the features had not been included. This month we'll add a way to keep track of each move so you can back up if you want or have the computer replay the whole game or print the moves with a printer.

Keep in mind as you are doing your own programming that there are many ways to accomplish the same thing (and most of the time it doesn't matter which method you choose). Some ways may be more sophisticated or more efficient. In

this game I selected the techniques I thought would be easiest to understand. First, let's go back and see how to tell if you are making a legal move.

A Less Complicated Array

To move a peg, you must choose a peg, then jump over one (and only one) peg into a vacant place, or hole. I decided to use an array of numbers where the number 1 represents a peg's location and the number 0 represents a hole. For each location there is a row and a column. This array is the G array. The playing area is shaped like a cross, so there are locations that

cannot be used. Rather than define a smaller, more complex array, I used all the elements of the array and used the number 2 for positions off the playing area—where pegs cannot be. I needed two spots around each peg to test the valid jumps, so there are two rows and two columns beyond each peg on the playing surface. The G array thus starts with the zero elements and goes to (12,12). The DATA statements in lines 340-460 define the elements for the starting game board. The border elements contain a 2; a peg is 1; and a hole is 0.

Each position is represented by a row R and a column C. The actual

row and column on the screen are calculated by lines 820-830. Lines 850-1090 blink the peg or hole position while waiting in a CALL KEY loop for an arrow key or the ENTER key to be pressed. When an arrow key is pressed, the IF statements make sure the move is still within the playing area. If the G element is a 2, the peg cannot go in that direction.

The program branches to line 1100 if the ENTER key is pressed, and line 1110 makes sure a peg is there to move. Lines 1120-1540 detect the arrow key pressed for the direction of the jump, and the IF statements make sure there is an adjacent peg, then a hole. If a jump cannot be made, there is a low tone and the program branches back to line 850. If a jump can be made, the graphics change and the G elements are updated: The peg moves to a hole and leaves a hole in the first position, and the jumped peg is removed and a hole is shown there.

Keeping Track Of The Moves

The program then branches back to the CALL KEY loop for the next move. This process continues (indefinitely). By the way, you may want to add a routine to check for the end of a game—my program just stays in this loop.

Now let's add a way to keep track of the moves. Since the locations are designated by a row number and a column number, I decided to trace the move by making (R,C) the first position and (R2,C2) the new one. These moves are in the M\$ array. To simplify further, by subtracting one from the row or column number used in the G array, all locations will be one-digit numbers. Therefore, the M\$ string will be a four-digit number. For example, M\$(5) might be 5351, which indicates the peg in (5,3) moves to (5,1). The top row of the cross shape is row 1, and the left-most column is column 1. The center hole is (5,5).

Add line 795 to start with move 1. Line 1514 increments the number of the move. Lines 1115 and 1512 record the row and column numbers of the starting position and ending position of valid moves.

Lines 892-896 and 1152-1156 are added to detect a key press of REDO (FCTN-3), BEGIN (FCTN-5), or FCTN-P for print. Lines 1600-1760 are added to back up one move. Lines 1800-1980 are added to have the computer show how you played the whole game (or a game up to the present position). Lines 1990-2110 print the sequence of moves.

Variable Retracing

With a record of moves in M\$, you can back up—or back up a number of moves. M\$ is redefined as F\$, then taken apart with the SEG function to get the row and column positions. To back up, a hole is printed in the second location and a peg in the first position. You also need to put a peg back in the position between these two listed positions. SGN is used to figure out the direction between the two locations. If the row is constant, SGN will return 0 and SGN(C2-C) will be 1 or -1 for the middle peg. If C and C2 are the same, then SGN(R2-R) will be 1 or -1. Line 1700 shows the peg on the screen. Lines 1730-1750 reset the G elements.

To have the computer show the game from the start, the screen clears and the original game board is shown. Lines 1820-1960 loop for the first move to the present move. After each move the player must press the space bar to continue. After all the moves are shown, the program is ready for the player to continue playing.

To print the sequence of moves, be sure to put your own printer configuration on line 2010. Line 2080 simply prints a move number, then the first position and second position (using coordinates).

If you wish to save typing effort, you may receive a copy of this (complete) program by sending a copying fee of \$3 plus a stamped, self-addressed mailer and a blank cassette or disk to C. Regena, P. O. Box 1502, Cedar City, UT 84720. Please specify the title, "Solitaire" for the TI-99/4A.

Note: This listing is incomplete. Start by loading Solitaire from last month's column; then add these lines. You should then save a copy of the complete program.

```

105 REM SOLITAIRE PART 2
795 M=1
892 IF K=6 THEN 1600
894 IF K=14 THEN 1800
896 IF K=34 THEN 2010
1115 N$=STR$(R-1)&STR$(C-1)
1152 IF K=6 THEN 1600
1154 IF K=14 THEN 1800
1156 IF K=34 THEN 2010
1512 M$(M)=N$&STR$(R-1)&STR$(C-1)
1514 M=M+1
1600 M=M-1
1610 IF M>0 THEN 1640
1620 CALL SOUND(200,130,2)
1630 GOTO 850
1640 F$=M$(M)
1650 R=VAL(SEG$(F$,1,1))+1
1660 C=VAL(SEG$(F$,2,1))+1
1670 R2=VAL(SEG$(F$,3,1))+1
1680 C2=VAL(SEG$(F$,4,1))+1
1690 CALL HCHAR(R2*2,C2*2+4,105)
1700 CALL HCHAR((R+SGN(R2-R))*2,(C+SGN(C2-C))*2+4,97)
1710 CALL HCHAR(R*2,C*2+4,97)
1730 G(R,C)=1
1740 G(R2,C2)=0
1750 G(R+SGN(R2-R),C+SGN(C2-C))=1
1760 GOTO 820
1800 GOSUB 620
1810 PRINT "PRESS SPACE FOR NEXT MOVE"
1820 FOR T=1 TO M-1
1830 F$=M$(T)
1840 R=VAL(SEG$(F$,1,1))+1
1850 C=VAL(SEG$(F$,2,1))+1
1860 CALL HCHAR(R*2,C*2+4,98)
1870 CALL SOUND(100,1048,2)
1880 R2=VAL(SEG$(F$,3,1))+1
1890 C2=VAL(SEG$(F$,4,1))+1
1900 CALL HCHAR(R2*2,C2*2+4,98)
1910 CALL HCHAR((R+SGN(R2-R))*2,(C+SGN(C2-C))*2+4,105)
1920 CALL HCHAR(R*2,C*2+4,105)
1930 CALL HCHAR(R2*2,C2*2+4,97)
1940 CALL KEY(0,K,S)
1950 IF K<>32 THEN 1940
1960 NEXT T
1970 CALL HCHAR(23,3,32,25)
1980 GOTO 820
1990 REM PUT YOUR PRINTER REM CONFIGURATION HERE
2010 OPEN #1:"RS232.BA=600"
2020 FOR T=1 TO M-1
2030 F$=M$(T)
2040 R$=SEG$(F$,1,1)
2050 CC$=SEG$(F$,2,1)
2060 R2$=SEG$(F$,3,1)
2070 C2$=SEG$(F$,4,1)
2080 PRINT #1:T,R$," ";CC$;" " TO ";R2$," ";C2$
2090 NEXT T
2100 CLOSE #1
2110 GOTO 820
2200 END

```

©



The World Inside the Computer

Fred D'Ignazio, Associate Editor

Boy Shoppin' With Taunnie Howery

Taunnie Howery is about to release her first pop single. The name of the single, "Boy Shoppin'," will also be the name of Taunnie's first LP, to be released later this fall. Taunnie wrote and recorded "Boy Shoppin'" for her older sister Shanna, 15. "It's about girls going out on Friday nights looking for gorgeous guys," says Taunnie. "I wrote it for Shanna; she's kind of like that."

Taunnie is only 12 years old, but she has been making music for a long time. Her parents bought her a piano when she was only 2 years old. At age 3-1/2, Taunnie composed her first song, and she has been writing music ever since. She still plays the piano, but now she adds music from an electronic organ, drum machine, electric guitar, and several keyboard synthesizers.

Taunnie's dad, Clint, has built her a professional recording studio in the garage that connects to the back of their house. The family laundry room has become a studio control room. Taunnie has wanted to record her own album since she was 6 years old, but this seemed impossible until now. Not only was she just one person, amidst dozens of highly technical machines, but she was also blind. How could a blind child operate her own recording studio and record her own songs?

Taunnie and her parents didn't give up. Clint joined with Robert Artusy, a programmer who was working with blind people at the University of California at Berkeley, on a voice I/O system for computers. Together the two of them created the Pro Inovator MK I—a talking, musical computer that a blind person can control by giving verbal commands. Clint set up a Pro Inovator in Taunnie's garage studio, and Taunnie went to work composing and recording "Boy Shoppin'."

Who Needs A Keyboard?

Taunnie can control the entire studio from one location. She doesn't have to get up and try to find buttons or read a screen. She doesn't even need a keyboard. According to Taunnie, "It just gets in my way."

Taunnie talks to the computer and tells it settings for her musical instruments. The computer talks back and tells her the status of everything in the room. She uses an array of foot pedals to remotely operate multitrack recorders, mixers, and other devices in the control room. By singing through a delay box, Taunnie can harmonize with her own voice, create different voices, and give her voices special effects, reverberations, and echoes.

The heart of Taunnie's studio is the Pro Inovator. It's based on an IBM PC-compatible computer with a 48-channel, 16-track MIDI interface, a 20-megabyte hard disk drive and 640K of RAM. With this system, which costs less than \$2000, Taunnie can mix together 32 musical instruments in any combination.

The voice recognition and speech synthesis software built into the Pro Inovator is the product of four years of effort by Robert Artusy and a dedicated group of blind people. Together they created something that is far more than a talking computer. According to Artusy, "My team of blind consultants worked very hard to help me design a product that would meet a blind person's needs. First, it had to be affordable, since the average blind person makes less than \$3500 a year. Second, it had to run commercial software and use off-the-shelf hardware products. Third, it had to enable a blind or physically challenged person to review anything on the computer screen. Last, it had to be part of a lifelong learning and productivity system for blind people."

Not Only For Music

By using a DECTalk stand-alone speech synthesizer, Artusy was able to create an understandable computer voice with a 25,000-word vocabulary at a fraction of the cost of a digitized speech system. The entire product—including synthesizer, voice recognition and synthesis software, and cable—costs less than \$1,000. "A blind person can take this equipment, hook it up to an IBM-compatible computer at home, school, or work," says Artusy. "He or she can do word processing, create databases and spreadsheets, and do anything else people normally do with computers. With this system a person can hold down a computer-related job or go to high school or college."

After her first album is released, Taunnie Howery is looking forward to additional challenges. "My biggest goal in life," says Taunnie, "is to reach people through music." To that end, she has appeared on the TV program "That's Incredible" and worked with Dudley Moore and Christina Crawford on charity benefits for abused and neglected children. She and her mother Diane are now putting together a band composed entirely of disadvantaged people. "We'll show physically challenged people you can do great things if you just make up your mind and go for it."

For more information about Robert Artusy's voice recognition/speech synthesis system, write Enable Talking Software, 1510 E-4 Walnut Avenue, Berkeley, CA 94709, or call 415/540-0389. For more information about the Pro Inovator computer, write Professional Innovations, 2828 Cochran Street, Suite 284, Simi Valley, CA 93063, or call 805/581-2078. ©



A Nation Of Thieves?

Judging from articles appearing in some of the trade magazines these days, software piracy is becoming a big business. The most conservative estimate I've seen suggests that piracy cost the industry \$168 million in 1984 alone. Estimates for 1985 losses are in the \$800-million range.

According to industry observers, piracy is largely restricted to software that runs on personal computers, and the bulk of the loss comes from individuals who make copies as "gifts" for others rather than from organized counterfeiters who operate their thievery for profit.

Reasons For Copying

In the past few months I have corresponded with many people who make illicit copies of software. In many cases, these people feel that software is not "property" in the normal sense of the word, and that making a copy doesn't hurt anyone. "Sure I use copied software," one person wrote; "I wasn't going to buy it anyway, so who loses?" Another common argument is that the copy is merely for "testing," and, if the program is any good, a legitimate copy will be purchased from the manufacturer. Still another argument arises: "Most software is overpriced, and I paid enough for my computer, so why should I have to pay for software too?"

One of my favorites among the arguments is: "When I make copies, I am giving free advertising to the software vendor. They should thank me!"

Computer software is not the only victim of this mentality. The popularity of dual-bay tape recorders with "auto-dubbing" features is taken by many to be an indication that we have become a nation of copiers. The copying of audio recordings is thought to be so pervasive that the U.S. Senate has proposed a bill (S. 1739) that would impose a 5-percent royalty tax on

all tape recorders, a 25-percent tax on dual-bay recorders, and a \$1 (per cassette) tax on blank tapes. It is possible, if software vendors were to form a powerful lobbying organization, that similar legislation would be proposed for computers as well.

Imagine having to pay a special tax when you purchase a second disk drive, or whenever you buy blank disks!

I don't like this proposed legislation for two reasons. First, it penalizes those who do not copy, and second, it provides legitimacy to those who do. Once such a tax goes into effect, it will be easy for people to justify copying by saying, "I already paid my copying tax, so why shouldn't I do it?"

Industry's Response

If the software industry hasn't gotten special legislation enacted, it has tried many other ways to cut down on illicit copying. The most popular method involves *copy-protection* of the disk.

By making disks hard to copy, vendors hope to cut down on the number of "free" copies floating around the user community. In fact, virtually every copy-protection scheme can be broken within a half-hour by anyone who wants to take the time to do it. The real consequence of copy-protection is that legitimate users are burdened with problems when they make legitimate backup copies of a disk, or when they try to install their product on a hard disk. Many vendors allow their product to be copied to a backup disk or to a hard disk, but then require that a master disk be inserted each time the program is booted. This penalizes the honest user who wants to reconfigure the computer system, or who wants to place software on a hard disk drive. The person who makes illicit copies has no such penalty since, once the

copy-protection is broken, new copies have no protection at all.

New schemes are being proposed weekly to solve this problem, but I think that copy-protection approaches the problem from the wrong angle.

A Different Approach


Call me naïve if you wish, but I'd like to think that people could be kept from copying software because it is wrong to do so, not because it is too difficult to do. Rather than invest time and energy in copy-protection schemes that are expensive to implement, that penalize honest users, and that can be broken in a short time anyway, I'd rather see the industry launch an educational effort to let the public know that software can be protected under Federal copyright law and that the unauthorized copying of this software is a Federal offense.

Quite simply, it is against the law to copy software.

A second prong in this educational effort would be to help the public understand that software theft is not a "victimless crime," that the loss of revenue can lead and has led to the bankruptcy of software developers. The real tragedy is that, since it is the good software that gets copied, it's the good, innovative developers being driven out of the business.

I feel certain that, once people come to realize the negative consequences of their copying, copy-protection can become a thing of the past. And if it is not enough to say that software copying is a violation of Federal law (which it is), it should be enough to say that we shouldn't copy software simply because it isn't fair to the people who created it in the first place.

David Thornburg enjoys hearing from readers and may be reached in care of this magazine. ©



Fighting The Bloat Factor

Rapid change is one of the few constants in the world of personal computing. In a little over five years, the average personal computer's memory size has grown from about 48,000 bytes to more than one-half million bytes of storage, with one- and two-megabyte memories becoming common. Once the province of well-heeled small business computing, 40-megabyte hard disk drives are well within the reach of the average yuppie's pocketbook.

During this time, the average speed of computer hobbyist modems has barely kept pace. It has moved from 300 to 1200 bits per second (bps) over the past few years. While 2400 bps modems are now in vogue, far higher transmission speeds will be required by the average user in the future. Even now, the amount of computerized data we are likely to handle can be overwhelming.

This point was driven home rather forcibly to me the other day. I had decided to download four days of messages from the Atari ST special interest group on one of the commercial information services. I played it smart (or so I thought) by not pausing to read individual messages, instead capturing all the messages in a steady stream. I settled back in a lounge chair, put a new recording on the stereo, and closed my eyes for a moment....

No Smiles

I was rudely awakened by the bell signal from the computer which indicates that it has finished the download and logged off the information service. I sat down and gawked bleary-eyed at the screen. The sign-off message said that I had been on the system for almost an hour. Was that possible? I exited the terminal program to check the size of the downloaded message file. It consisted of a whopping 245K of

text. With a healthy amount of trepidation, I loaded the document into a word processor that reputedly can take advantage of my ST's megabyte of memory. While the file did load, the word processor's performance was decidedly on the slothful side. Just for fun, I tried some global search and change operations. I stopped grinning when I found that each operation took several minutes.

Both my machine and I were victims of information overload, and more of the same is just around the corner for purchasers of so-called state-of-the-art microcomputers. Larger memory sizes encourage larger (and often less efficient) programs. Forget about 8K gems such as the original *Star Raiders* for the Atari 400 and 800. Say goodbye to the "huge" 128K address space of the Commodore 128. Bid a fond farewell to the ho-hum 640K of an IBM PC. There is already talk that serious software for the Amiga, Atari ST, Macintosh, and even PC will soon require at least a million bytes of memory (if not 2 or 4 megabytes) and third-generation versions of the microprocessor chips those machines use today.

Think I'm stretching things? Apple Computer recently posted a new version of the Mac's operating system on the commercial information services two weeks before it was to be distributed to dealers. I was tempted to download all of the files involved—a total of 978,000 bytes—until I took a closer look at what it would cost. Assuming the 75 character-per-second throughput rate I usually experience on that particular service, it would take 3½ hours to download the entire package—at a cost of about \$42. Since the update would be available free of charge from my dealer in 14 days, I decided to pass on Apple's

generosity.

Unless there is a corresponding increase in the base transmission speed of modems and the throughput of packet-switching networks, this trend bodes ill for the commercial information services and their subscribers. Under present circumstances, many hobbyists are willing to spend half an hour downloading a 48K program at 300 bps and pay \$2.50 for the privilege. But how many of them will be willing to cough up \$12 an hour to download bloated code for their new, increasingly more voracious computers? In my view, simple economics will force many hobbyists to abandon the commercial services and rely more and more on local, privately owned bulletin board systems and user groups for public domain software and personal networking.

What's Needed?

How fast is fast enough? 2400 bps is generally regarded as a stopgap measure. If modems and the commercial services are to keep pace with the increased demands of 16-bit machines, they will need to support 9600 bps and perhaps even 19,200 bps on regular voice grade lines. Pacific Telephone and several other firms will reportedly bring 19.2K bps technology to the consumer market by early 1988. How the commercial services will see fit to charge for such data rates is anybody's guess. The cost of upgrading existing packet networks to support higher speeds may prove prohibitively expensive.

But the telephone line isn't the only communications link into the American home. Millions of households are already wired for cable television—a medium that can bring you 9600 bps communications for a cost of about \$20 per month. We'll look into that next month. ©



The Beginners Page

C. Regena

The Many Faces Of PRINT

I am happy to be taking over "The Beginner's Page" from Tom Halfhill, who has assumed new responsibilities as editor of COMPUTE!'s Atari ST Disk & Magazine. Since buying my first computer in 1980, I have written hundreds of BASIC programs and have accumulated several newer machines (most recently, an Atari ST). So I have been a "beginner" several times. My goal for this column is to help you learn to program in BASIC on your own computer—and to enjoy doing it. Although each brand of computer has its own quirks, all versions of BASIC share many similarities; this column will focus on broad concepts that apply to all home computers.

This month let's look at one of the most important commands—the PRINT statement. PRINT used by itself prints a blank line on the screen. PRINT may be followed by items to be printed, either variables (using string variable or numeric variable names) or constants (actual numbers, or characters enclosed in quotation marks). You may also print the product of a BASIC function, such as the tangent of an angle or a segment of a string. Many computers allow you to abbreviate the keyword PRINT with a question mark (?).

Printing Multiple Items

If you include more than one item in a PRINT statement, the items may be separated by a special character—usually a comma or semicolon—known as a *delimiter*. Try these commands:

```
PRINT "HELLO", "FRIENDS"
PRINT "ME"; "AND"; "YOU"
```

Notice the difference in the results. On most computers, the comma positions the next item in the next print column. The column width is predefined (different types of computers may use different col-

umn widths). The semicolon prints one item right after the other. If you need spaces between words, you can include a space inside the quotation marks as shown here:

```
PRINT "ME"; " AND "; "YOU"
```

In some versions of BASIC, you can print multiple items without any delimiters at all, which is the same as using a semicolon. On Commodore computers, for instance, the statement PRINT A\$;"HI" works the same as PRINT A\$;"HI".

When a delimiter falls at the end of a PRINT statement, it affects the next PRINT statement. This method is useful when you want to print something that doesn't fit conveniently into one program line.

```
100 FOR T=1 TO 5
110 READ N$
120 PRINT N$; " ";
130 NEXT T
140 DATA ED, BILL, JOHN, JIMMY, RI
    CHARD
```

Printing Functions

The TAB function mimics the operation of a tab key on a conventional typewriter, allowing you to move to a certain column before printing. The number in parentheses indicates the column where printing begins (some computers start with column 0; others start with column 1). Here are some examples:

```
PRINT TAB(8); "INDENT TO HERE"
PRINT TAB(5); L$; TAB(15); F$
PRINT TAB(T); A; TAB(T+8); B; TAB(
    T+16); C
```

Some computers let you skip screen lines by using a large value with TAB. For example, on a 40-column Commodore computer the statement TAB(85) skips two 40-column lines and indents five spaces. When you print numeric values, keep in mind that the computer adds space before the number to allow for a sign. If the number is negative, a minus sign (-) appears before the number. If the number is

positive, an extra blank space appears. If you use TAB with a numeric value, don't forget to allow for these extra spaces.

You may prefer to move the cursor by printing actual spaces. The SPC function prints the number of spaces indicated by the value in parentheses. The difference between TAB and SPC is that TAB usually moves the cursor column without printing anything in the intervening area, but SPC prints spaces.

```
PRINT "SCORE"; SPC(5); SC
PRINT "JEFF"; SPC(8); "JILL"
PRINT TAB(T); X$; SPC(14); Y$
```

Closely related to the SPC function is the SPACE\$ function—available in more advanced BASICs like those for the IBM, Amiga, and Atari ST—which creates a string consisting of the number of spaces specified in parentheses.

```
S$=SPACE$(15)
PRINT "ONE"; S$; "TWO"
```

A string made by SPACE\$ can also be concatenated (combined) with other strings.

```
S$="ONE"+SPACE$(20)+"TWO"
PRINT S$
```

STRING\$ is another useful function of the more advanced versions of BASIC. It works like SPACE\$, but allows you to create a string using any ASCII character. The first value enclosed in parentheses is the number of characters desired in the string, and the second item can be either an ASCII value or a character inside quotation marks. For example, you can print a string of 12 asterisks with either STRING\$(12,42) or STRING\$(12,"*"). ©



The New ST BASIC

We recently got an advance look at the new ST BASIC, which, at the time of this writing (July), is still under development by the British firm of MetaComCo. The BASIC itself isn't available, but we have a copy of the manual which describes the new language in detail. The new BASIC will be called MCC BASIC. It retains all the existing BASIC keywords (so it can run ST BASIC programs) and adds a number of new ones. Here's a brief run-down of the more interesting new keywords:

ASK MOUSE, ASK RGB. ASK MOUSE reads the mouse cursor's screen position and button status. ASK RGB tells you what RGB (Red, Green, and Blue) values are currently assigned to a given palette color. RGB (without ASK) redefines a palette color.

BOX. Draws an open or filled box shape.

DRAW, DRAWMODE. The DRAW statement draws a polyline (series of connected lines) defined by a group of *x,y*-coordinate pairs. DRAWMODE controls what happens when you draw over an existing shape.

LINEPAT. For line-drawing operations, selects a system line pattern (solid, dotted, and so on) or a user-defined pattern.

PATTERN. Selects a pattern for fill operations.

GSHAPE, SSHAPE. SSHAPE saves a specified screen area in an array and GSHAPE puts the stored shape on the screen in any location (similar to GET and PUT in IBM BASICA or SSHAPE and GSHAPE in Commodore BASIC 7.0).

MAT AREA, MAT DRAW, MAT LINEF, MAT SOUND. The first three commands perform polyline draw and fill operations (MAT LINEF duplicates MAT DRAW). MAT SOUND causes the ST's sound daemon (processor) to exe-

cute sound commands stored in a BASIC array. MAT stands for *matrix*, another name for an array.

GEMDOS, BIOS, XBIOS. Used to call GEMDOS, BIOS, or XBIOS operating system routines from BASIC, much as VDISYS and GEMSYS call VDI and AES routines.

GEM_ADDRIN, GEM_ADDRROUT, GEM_CONTRL, GEM_GLOBAL, GEM_INTIN, GEM_INTOUT. Reserved variables that pass information between BASIC and the operating system when calling AES routines with GEMSYS.

STATUS. Reserved variable which returns information (often an error code marking success or failure) after you call a system routine.

Evolution, Not Revolution

On paper, MCC BASIC looks respectable. It offers mouse control, enhanced graphics and sound support, and more convenient access to system routines. But will it be good enough to make BASIC a predominant language for the ST?

Some might question the decision to go with a jazzed-up version of the existing BASIC rather than a completely new implementation. There's something to be said for compatibility. However, it's no secret that a goodly number of ST owners—particularly those who own other computers—are less than enthusiastic about ST BASIC. MCC BASIC fills some of the more glaring gaps in ST BASIC, but it appears to represent an evolutionary, not a revolutionary, change. There are still many jobs that can only be done by programming at the machine level—using system calls rather than BASIC commands.

A second, perhaps more important, question is whether MCC BASIC will stick with ST BASIC's clumsy editor and windowing

scheme or replace it with something more convenient. The history of the Commodore 64 and eight-bit Ataris illustrates the value of a good editor. In both cases, many of the computer's best features are available from BASIC only if you program at the lowest level of the machine—by POKEing hardware registers. But both computers are very popular with BASIC programmers, due in no small part to their excellent full-screen BASIC editors. If you make the *process* of programming easy, even unsophisticated programmers enjoy using the computer enough to forgive the fact that BASIC contains some holes.

Interestingly, MetaComCo also wrote ABASIC, the BASIC shipped with the earliest Amigas. As soon as Microsoft's Amiga BASIC became available, Commodore-Amiga scrapped ABASIC and made Amiga BASIC the standard. For anyone who bought an early Amiga, moving from ABASIC to Amiga BASIC was like being given a sleek new sports car in exchange for a clunky go-kart. ABASIC was better than no BASIC at all, but its primitive, line-oriented editor was a throwback to the earliest days of personal computing. Patterned closely after Microsoft BASIC for the Macintosh, Amiga BASIC has a powerful (some would say, luxurious) editor and ranks with Mac BASIC as one of the most complete implementations of BASIC for any microcomputer.

Are ST owners in for a similar treat? Only the release of MCC BASIC will answer that question. While we await that event, I'd like to know what you think of ST BASIC and what topics you'd like me to cover in this column. Address your comments to me, in care of COMPUTE!, 324 West Wendover Ave., Greensboro, NC 27408. ©



Root Computing

In about 1742, a small band of Pennsylvania Indians murdered a settler and his wife and kidnapped their infant daughter. A short time later the Indians boldly rode into the village of Pennington, New Jersey, where the Reverend James Davenport recognized that something was amiss. He and his wife traded the Indians a jug of wine and a loaf of bread for the child and christened her Deliverance Paine—Deliverance for her rescue and Paine for Mrs. Davenport's maiden name. Deliverance grew to womanhood and married her school teacher, William Paisley, Jr., in November 1763. She and William moved south to settle in what is now Greensboro, North Carolina. They raised six sons and two daughters. Deliverance died in 1818 and her husband died four years later.

Deliverance and William Paisley are my great-great-great-grandparents. I came across that and lots of other family lore recently when I began researching and recording my ancestors.

Computer Genealogy

Paul Andreck, in his book *Computer Genealogy* (Ancestry Press, 1985), describes several pieces of software available for maintaining family records. He favors three programs for the IBM PC: *Roots II* by CommSoft (\$195), *Family Roots* by Quinsept (\$185), and *Personal Ancestral File*, written and distributed by the Church of Jesus Christ of Latter-day Saints (\$35). After using all three programs for several days, I prefer *Personal Ancestral File*. However, my objections to the other two are more personal than substantive, so don't reject them automatically if you're in the market for genealogical software.

Though its price is quite low, *Personal Ancestral File* is a solid

piece of software. And it's simple to use, which may be more important for a genealogy program than for other types of software. Even a computer novice should have no difficulty using this program.

Personal Ancestral File is driven by an old-fashioned numerical menu and each screen is clearly labeled so that you're never lost. Option 1 on the main menu selects data entry, which is the prime function of any genealogy program. For each person in the family tree, you may enter sex, surname, three given names, and both dates and locations for birth, death, christening, and burial. You may also enter notes of any length for any individual. For instance, the first paragraph in this column is the note I included in the record for Deliverance Paine.

After recording the information for Deliverance, I added William Paisley, Jr., and then selected the ADD FAMILY option. This allowed me to pair up Deliverance and William, enter their date and place of marriage, and record their eight children. While this is a convenient way to work—beginning with the older ancestors and working forward in time—*Personal Ancestral File* does not demand that you follow this order. You may add all individuals and pair them into families and children later.

Flexible Data Entry

One nice feature is that the program lets you enter dates in almost any order. The form day/month/year is evidently the conventional form, though all of my records were dated in the form month/day/year. *Personal Ancestral File* converted 1-31-1958 into 31 JAN 1958.

A feature that you may not enjoy as much is this program's obsession with accuracy. You can't simply enter *Deliverance* and then

proceed. The program beeps and asks you to type *Deliverance* again. If you spell the name the same way both times, it is entered in the program's dictionary and thereafter you may enter the name without having to verify it. This feature slows down data entry, but it does reduce errors.

Once your family is entered, there are many ways to use the data. Option 6 on the main menu lets you print data in several forms, including a descendants list, indented by generation, and pedigree chart (often called a tree). Or, suppose you want to retrieve some information: You can search the database by any field. Perhaps you remember your grandmother talking about an aunt Chat but you can't remember who Chat was. *Personal Ancestral File* looks through all the records and displays the one for your great-great-aunt Chat (provided, of course, that you entered such a record in the first place). One of the program's more interesting features is the ability to compute the relationship of any two people in the database. It traces back through the chain until it finds an ancestor common to both individuals, then consults a built-in table to find the relationship.

The minimum configuration for running the IBM version of *Personal Ancestral File* is a 256K MS-DOS computer with 80-column monitor and two disk drives. Apple II and CP/M versions are also available. For those who are interested in customizing the program, the Church also plans to release the source code (Microsoft C) for a nominal fee. To obtain a copy of the program, you must request an order form by calling or writing:

Genealogical Library
35 N. West Temple
Salt Lake City, UT 84150
(801) 531-2331

©



Getting Online

Any computer can become an information appliance with the addition of a modem. Hayes-compatible 1200-baud modems can be bought for under \$200 now. You may find one small complication when connecting a modem to your Amiga. When purchasing a cable to connect the modem to your Amiga, you must pay close attention to the types of plugs on the cable. The Amiga serial port connector—where you plug in the modem cable—is the gender opposite that of the IBM serial port. (The Amiga port uses a female connector while the IBM uses a male.) Since IBM-style modem cables are more common than Amiga modem cables, you may find it simpler to use an IBM cable with a *gender-changer* module. I'm using one with my Amiga at home. A gender-changer is a small box that attaches to the female plug on the end of the modem cable, terminating in a male connection that plugs into the female connector on the Amiga. Be aware, though, that there is voltage on pins 14, 21, and 23 on the Amiga port, although these pins are not normally used in most RS-232 cables. Check your modem manual to make sure these pins are not connected or grounded on your modem's connector.

When using a direct-connect modem, you are required to call your local phone company to register the modem, as it becomes part of the phone system when you plug it in. Have at hand the FCC registration and ringer equivalence numbers, usually found on the bottom of the modem or in the manual.

Next comes terminal software. In its simplest form, this is a program that monitors the modem for input—displaying it on your screen—and checks the keyboard for your typing, sending it out over the phone lines. The Amiga BASIC

“Extras” disk contains a simple terminal program in the BasicDemos folder. More complex terminal programs allow you to transmit a file (uploading) or store incoming data to disk (downloading).

Error-free And Automatic

Programs such as XMODEM allow error-free file transmission. XON/XOFF allows either computer to pause when necessary without missing any characters. Advanced modem software lets you create scripts to automate the process of calling a remote computer, entering your password, and seeking and downloading information—even if you aren't there to monitor your computer.

What can you do with a modem? First, you can call up local bulletin boards, including Amiga-specific ones. These boards offer services where callers discuss everything from the nuts and bolts of computing to controversial political issues. Usually, there are also public-domain programs for you to download. It's expected you'll upload some of your own programs in exchange.

Then there are the commercial information services such as CompuServe, The Source, Delphi, and GENie. These services provide information such as stock quotes, daily news/weather/sports, and online encyclopedias and books. Via electronic mail, you can send and receive letters directly over the phone. Most of these services let you play games with other users. The popular CB simulation allows dozens of callers to talk via keyboard in a conversational free-for-all. You can also shop by phone, make airline and ticket reservations—even buy and sell commodities.

Always a popular part of these services is the forum specific to

your machine. All these services have Commodore or Amiga forums, containing databases of the most popular public-domain software. The forums allow you to exchange messages with other members. It's like belonging to an electronic user group. It's a great way to get help with a problem—just send a question and you'll likely be surprised by how many answers you get.

The Twenty-first Century And Beyond

Perhaps the most powerful option you have with an *autoanswer* modem—one that can pick up the phone and establish a connection automatically when called by another modem—is to set up your own bulletin board. You can buy bulletin board software or download public-domain programs to help manage your own information service. You are the host here, providing your time and equipment to set up a local communications network. Callers will download software and expect to find interesting things to download. Of course, you must insure that you offer only noncopyrighted, public-domain software on your board. If in doubt, leave it out. (Programs published in most magazines, COMPUTE! included, are *not* public domain.) A public bulletin board is a great way to meet people.

Technology is now significantly expanding our communications; we live in an age where we can have our own computers and hook them into a global intelligence net, offering the greatest possibilities yet for personal expression and free choice. Although there are limitations, telecommunication offers us a hint of what life will be like as the global village becomes a reality in the twenty-first century, and beyond. ©



A Special RAMdisk For The 800XL

This is a continuation of my August column, wherein I discussed some of the ins and outs of memory bank selection on a 130XE computer and gave you a means of referring to your RAMdisk as something other than D8:. At the end of that article, I promised that the September issue would talk about why a 130XE has only 126K bytes of RAM, and other oddities. As you probably noticed, I got sidetracked last month. I hope you didn't mind too much my reminiscing, and I promise to get back to work with this issue.

In fact, let's start working now: You'll recall that I had posed the question "Is there a way to use the extra 16K memory of the 800XL as a RAMdisk?" My answer was a hesitant yes, because it isn't easy (it took me a relatively long time to prepare this article). For example, the extra memory of the XL is located from \$C000 to \$FFFF (the top 16K bytes of the 6502's address space), which is the same space used by the OS ROMs and the I/O hardware registers (another instance of bank selection). What's wrong with that, you ask? Why can't I just turn off the ROMs and I/O registers and start using the underlying RAM?

With Frightening Regularity

Well, to start with, any time an interrupt occurs, the 6502 looks in some locations in the top of memory (between \$FFFA and \$FFFF) to find the address of the routine which will process the interrupt. If we have turned off the OS in order to use the extra RAM, those locations surely will contain garbage. And interrupts occur on Atari computers with frightening regularity: once every 1/60 second for screen refresh, once every time a display list interrupt is encountered, once for each key press; the list goes on.

Still there are more problems. Remember all those references in the August issue to 62K of RAM and 126K of RAM, when you would expect the figures to be 64K and 128K? Well, it turns out that, even if we disable the OS ROMs in order to access the extra RAM, there is no way to disable the hardware I/O space (which occupies addresses \$D000 through \$D7FF). There simply is *no* RAM in these 2K. Period. So we are down to 14K of hard-to-use RAM with a nasty hole in the middle of it.

Any more nasties to contend with? Yes. When your Atari is displaying text of any kind (GRAPHICS 0, 1, or 2, or the text window in other modes), the ANTIC chip gets the shapes of the characters to display from one of two character sets in ROM (American version at location \$E000, international set at \$CC00). If we turn off the ROMs, either we must first copy the character sets to RAM (thus decreasing usable RAM still further) or we must turn them off only while no characters are being displayed (for example, during the vertical blank interval).

And let's throw in one more monkey wrench: With all versions of DOS 2, including DOS 2.5, the VTOC (Volume Table Of Contents) sector and the directory sectors are smack-dab in the middle of a 720-sector disk. That means they use sector numbers 360 through 368. Hmm—if we have a 16K RAMdisk, we have 128 simulated sectors. And 360 is bigger than 128. *Kablooey.*

A Tall Order

So, without major surgery, DOS 2.5 cannot use the 800XL's extra RAM as even a small RAMdisk. Work to be done includes (1) changing DOS 2.5's RAMdisk handler to use a different 16K range of memory; (2)

fixing the bank select logic so that it turns the OS ROMs on and off instead of actually selecting banks; (3) somehow changing the RAMdisk initialization code so that it knows we have only one bank of RAM and that even that bank has a 2K hole in it; (4) somehow moving the simulated VTOC and directory sectors into our limited 14K (112 pseudo-sector) range; (5) disabling all interrupts while we access the RAM; and (6) only accessing the RAM during the vertical blank interval.

Whew. Tall order, no? The only easy task here is item 6. When we first worked on DOS 2.5, the 130XE hardware had this same restriction, and there is still a flag buried in DOS 2.5 which tells it to wait for the vertical blank period before doing its simulated sector I/O.

Well, the listing accompanying this article does all of the above. When you enter and run this program, it creates a new version of RAMDISK.COM, the special boot file that DOS 2.5 uses, which indeed gives you a 14K RAMdisk. The program is only for 800XL owners, and only for DOS 2.5. It won't work with any other combination of computer or DOS. The program overwrites the existing RAMDISK.COM file on the DOS disk, so be sure you have a backup if you want to keep a copy of the original file.

Some other cautions are also in order:

1. *Don't* hit the RESET key while the RAMdisk is active. This is a sure way to scramble the contents of the RAMdisk.

2. *Don't* try to format the RAMdisk (and this means don't use a BASIC program which uses XIO 254). This version of RAMDISK.COM cheats a little: Because of the need for making a hole in the middle of the pseudodisk where the I/O

registers are, and because we have to insure that the directory area is within the 16K bounds, we have to tell DOS that some sectors on the disk are already in use. We do this by modifying the VTOC of the RAMdisk *after* it has been formatted. If you reformat the RAMdisk, DOS may try to use those nonexistent pseudosectors and crash your computer.

3. This is a *very* small RAM-disk. If you use it, you'll find 105 free sectors is the maximum. Even to get that figure, I cheated: I allowed only 3 sectors for the directory instead of the customary 8, so you can have a maximum of 24 files on this RAMdisk (probably still overkill). However, DOS does not know about this limitation, and you can crash the system by creating 25 files.

4. *Don't* use DOS's Write DOS Files menu command after booting with the RAMDISK.COM created here. This program actually puts patches right in the middle of DOS, and trying to use an ordinary RAM-disk with the patched DOS could be disastrous.

Although the program here is written in BASIC and creates the RAMDISK.COM file directly, I've made the original assembly language source code available on CompuServe under the filename RAM14K.ASM in the Utilities section of the DownLoad libraries (also known as DL3). I know I promised to do that with the 1027 printer fixer program back in June, but the file never appeared. The explanation is sad, but simple: The disk with my June program on it went bad shortly after I wrote the article. Let that be a lesson: Back up *everything*. I promise to back up this program many times over.

Also, here's an idea for improving this program: It turns out that a total of 105 sectors is 18 sectors greater than the minimum needed to put DUP.SYS and MEM.SAV on the RAMdisk. So why not do so and aid the performance of DOS 2.5 tremendously? The source code is on CompuServe, so have at it.

Finally, there is an error in the 1027 printer fixer listing in my column in the June issue. Line 210

should read:

```
210 OPEN #3,MODE,0,"D:AUTORUN
.SYS"
```

The error is mine; I gave a test version to COMPUTE! instead of the final one, hence the name "AUTO-TEST" in the listing in June.

```
HN 1000 REM This program cre
ates a
NJ 1010 REM DOS 2.5 RAMDISK.
COM file
NK 1020 REM for 800XL owners
to allow
NL 1030 REM use of RAM under
OS ROMs
GO 1040 REM as a small (105
sector)
GB 1050 REM RAMdisk.
KL 1060 REM
BE 1070 OPEN #1,8,0,"D:RAMDI
SK.COM"
BC 1100 READ BYTE
BD 1110 IF BYTE>=0 THEN PUT
#1,BYTE:CKSUM=CKSUM+
BYTE:GOTO 1100
BH 1120 CLOSE #1:IF CKSUM<>1
5523 THEN PRINT "ERR
OR IN DATA STATEMENT
S":STOP
JH 1130 END
LC 5000 DATA 255,255,223,7,2
23,7,0,128
EP 5010 DATA 7,128,7,8,137,1
1,137,11
EK 5020 DATA 8,63,21,63,21,4
9,141,20
KD 5030 DATA 157,20,201,3,14
4,4,40,160
PK 5040 DATA 139,96,32,203,1
8,165,67,74
PB 5050 DATA 74,9,192,222,18
,235,18,106
KO 5060 DATA 106,106,8,173,1
,211,74,40
IC 5070 DATA 42,141,1,211,96
,0,128,58
LE 5080 DATA 128,173,10,7,9,
128,141,10
OP 5090 DATA 7,32,224,7,162,
112,169,254
JI 5100 DATA 157,66,3,169,55
,157,68,3
PH 5110 DATA 169,128,157,69,
3,169,0,157
FP 5120 DATA 74,3,157,75,3,3
2,86,228
OH 5130 DATA 48,13,160,74,18
5,0,129,145
PO 5140 DATA 69,136,16,248,3
2,148,16,96
GB 5150 DATA 68,56,58,0,0,12
9,73,129
BI 5160 DATA 2,105,0,105,0,0
,0,0
BF 5170 DATA 0,0,15,255,255,
255,0,0
HG 5180 DATA 255,255,255,255
,255,255,255,15
OA 5190 DATA 255,255,128,0,0
,0,0,0
JF 5200 DATA 0,0,0,0,0,0,0,0
JG 5210 DATA 0,0,0,0,0,0,0,0
JH 5220 DATA 0,0,0,0,0,0,0,0
JI 5230 DATA 0,0,0,0,0,0,0,0
JJ 5240 DATA 0,0,0,0,0,0,0,0
NK 5250 DATA 0,0,224,2,225,2
,0,128
EI 5260 DATA -1,(END OF DATA
)
©
```

≡≡≡ COMPUTE! ≡≡≡

Apple Hex War

There is an error in line 1140 of the Apple version of this game from the July issue (Program 5, p. 50). The last statement in that line should be NEXT L, not MEXT L. This should not have caused problems except in very long games where many armies were moved onto the playing grid. ©

COMPUTE! Subscriber Services

Please help us serve you better. If you need to contact us for any of the reasons listed below, write to us at:

COMPUTE! Magazine
P.O. Box 10954
Des Moines, IA 50340

or call the Toll Free number listed below.

Change Of Address. Please allow us 6-8 weeks to effect the change; send your current mailing label along with your new address.

Renewal. Should you wish to renew your COMPUTE! subscription before we remind you to, send your current mailing label with payment or charge number or call the Toll Free number listed below.

New Subscription. A one year (12 month) US subscription to COMPUTE! is \$24.00 (2 years, \$45.00; 3 years, \$65.00. For subscription rates outside the US, see staff page). Send us your name and address or call the Toll Free number listed below.

Delivery Problems. If you receive duplicate issues of COMPUTE!, if you experience late delivery or if you have problems with your subscription, please call the Toll Free number listed below.

COMPUTE!
1-800-247-5470
In IA 1-800-532-1272

COMPUTE's Author Guide

Most of the following suggestions serve to improve the speed and accuracy of publication. COMPUTE! is primarily interested in new and timely articles on the Commodore 64/128, Atari, Apple, IBM PC/PCjr, Amiga, and Atari ST. We are much more concerned with the content of an article than with its style, but articles should be clear and well-explained.

The guidelines below will permit your good ideas and programs to be more easily edited and published:

1. The upper left corner of the first page should contain your name, address, telephone number, and the date of submission.
2. The following information should appear in the upper right corner of the first page. If your article is specifically directed to one make of computer, please state the brand name and, if applicable, the BASIC or ROM or DOS version(s) involved. In addition, *please indicate the memory requirements of programs.*
3. The underlined title of the article should start about 2/3 of the way down the first page.
4. Following pages should be typed normally, except that in the upper right corner there should be an abbreviation of the title, your last name, and the page number. For example: Memory Map/Smith/2.
5. All lines within the text of the article must be double- or triple-spaced. A one-inch margin should be left at the right, left, top, and bottom of each page. No words should be divided at the ends of lines. And please do not justify. Leave the lines ragged.
6. Standard typing paper should be used (no erasable, onionskin, or other thin paper) and typing should be on one side of the paper only (upper- and lowercase).
7. Sheets should be attached together with a paper clip. Staples should not be used.
8. If you are submitting more than one article, send each one in a separate mailer with its own tape or disk.
9. Short programs (under 20 lines) can easily be included within the text. Longer programs should be separate listings. *It is essential that we have a copy of the program, recorded twice, on a tape or disk.* If your article was written with a word processor, we also appreciate a copy of the text file on the tape or disk. Please use high-quality 10 or 30 minute tapes with the program recorded on both sides. The tape or disk should be labeled with the author's name, the title of the article, and, if applicable, the BASIC/ROM/DOS version(s). Atari tapes should specify whether they are to be LOAded or ENTERed. We prefer to receive Apple programs on disk rather than tape. Tapes are fairly sturdy, but disks need to be enclosed within plastic or

cardboard mailers (available at photography, stationery, or computer supply stores).

10. A good general rule is to spell out the numbers zero through ten in your article and write higher numbers as numerals (1024). The exceptions to this are: Figure 5, Table 3, TAB(4), etc. Within ordinary text, however, the zero through ten should appear as words, not numbers. Also, symbols and abbreviations should not be used within text: use "and" (not &), "reference" (not ref.), "through" (not thru).

11. For greater clarity, use all capitals when referring to keys (RETURN, TAB, ESC, SHIFT), BASIC words (LIST, RND, GOTO), and three languages (BASIC, APL, PILOT). Headlines and subheads should, however, be initial caps only, and emphasized words are not capitalized. If you wish to emphasize, underline the word and it will be italicized during typesetting.

12. Articles can be of any length—from a single-line routine to a multi-issue series. The average article is about four to eight double-spaced, typed pages.

13. If you want to include photographs, they should be either 5×7 black and white glossies or color slides.

14. We do not consider articles which are submitted simultaneously to other publishers. If you wish to send an article to another magazine for consideration, please do not submit it to us.

15. COMPUTE! pays between \$70 and \$800 for published articles. In general, the rate reflects the length and quality of the article. Payment is made upon acceptance. Following submission (Editorial Department, COMPUTE! Magazine, P.O. Box 5406, Greensboro, NC 27403) it will take from four to eight weeks for us to reply. If your work is accepted, you will be notified by a letter which will include a contract for you to sign and return. *Rejected manuscripts are returned to authors who enclose a self-addressed, stamped envelope.*

16. If your article is accepted and you have since made improvements to the program, please submit an entirely new tape or disk and a new copy of the article reflecting the update. We cannot easily make revisions to programs and articles. It is necessary that you send the revised version as if it were a new submission entirely, but be sure to indicate that your submission is a revised version by writing, "Revision" on the envelope and the article.

17. COMPUTE! does not accept unsolicited product reviews. If you are interested in serving on our panel of reviewers, contact the Review Coordinator for details.

COMPUTE!'s Guide To Typing In Programs

Computers are precise—type the program *exactly* as listed, including necessary punctuation and symbols, except for special characters noted below. We have provided a special listing convention as well as a program to check your typing—"The Automatic Proofreader."

Programs for the IBM, TI-99/4A, and Atari ST models should be typed exactly as listed; no special characters are used. Programs for Commodore, Apple, and Atari 400/800/XL/XE computers may contain some hard-to-read special characters, so we have a listing system that indicates these control characters. You will find these Commodore and Atari characters in curly braces; *do not type the braces*. For example, {CLEAR} or {CLR} instructs you to insert the symbol which clears the screen on the Atari or Commodore machines. A complete list of these symbols is shown in the tables below. For Commodore, Apple, and Atari, a single symbol by itself within curly braces is usually a control key or graphics key. If you see {A}, hold down the CONTROL key and press A. This will produce a reverse video character on the Commodore (in quote mode), a graphics character on the Atari, and an invisible control character on the Apple.

Graphics characters entered with the Commodore logo key are enclosed in a special bracket: [<A>]. In this case, you would hold down the Commodore logo key as you type A. Our Commodore listings are in uppercase, so shifted symbols are underlined. A graphics heart symbol (SHIFT-S) would be listed as S. One exception is {SHIFT-SPACE}. When you see this, hold down SHIFT and press the space bar. If a number precedes a symbol, such as {5 RIGHT}, {6 S}, or {8 Q>}, you would enter five cursor rights, six shifted S's, or eight Commodore-Q's. On the Atari, inverse characters (white on black) should be entered with the inverse video

Atari 400/800/XL/XE

When you see	Type	See
{CLEAR}	ESC SHIFT <	↵ Clear Screen
{UP}	ESC CTRL -	↑ Cursor Up
{DOWN}	ESC CTRL =	↓ Cursor Down
{LEFT}	ESC CTRL +	← Cursor Left
{RIGHT}	ESC CTRL *	→ Cursor Right
{BACK S}	ESC DELETE	⌫ Backspace
{DELETE}	ESC CTRL DELETE	⌫ Delete character
{INSERT}	ESC CTRL INSERT	⌫ Insert character
{DEL LINE}	ESC SHIFT DELETE	⌫ Delete line
{INS LINE}	ESC SHIFT INSERT	⌫ Insert line
{TAB}	ESC TAB	→ TAB key
{CLR TAB}	ESC CTRL TAB	⌫ Clear tab
{SET TAB}	ESC SHIFT TAB	⌫ Set tab stop
{BELL}	ESC CTRL 2	⌫ Ring buzzer
{ESC}	ESC ESC	⌫ ESCape key

Commodore PET/CBM/VIC/64/128/16/+4

When You Read:	Press:	See:	When You Read:	Press:	See:
{CLR}	SHIFT CLR/HOME		[1]	COMMODORE 1	
{HOME}	CLR/HOME		[2]	COMMODORE 2	
{UP}	SHIFT ↑ CRSR ↓		[3]	COMMODORE 3	
{DOWN}	↑ CRSR ↓		[4]	COMMODORE 4	
{LEFT}	SHIFT ← CRSR →		[5]	COMMODORE 5	
{RIGHT}	← CRSR →		[6]	COMMODORE 6	
{RVS}	CTRL 9		[7]	COMMODORE 7	
{OFF}	CTRL 0		[8]	COMMODORE 8	
{BLK}	CTRL 1		{ F1 }	F1	
{WHT}	CTRL 2		{ F2 }	SHIFT F1	
{RED}	CTRL 3		{ F3 }	F3	
{CYN}	CTRL 4		{ F4 }	SHIFT F3	
{PUR}	CTRL 5		{ F5 }	F5	
{GRN}	CTRL 6		{ F6 }	SHIFT F5	
{BLU}	CTRL 7		{ F7 }	F7	
{YEL}	CTRL 8		{ F8 }	SHIFT F7	
			<	←	

key (Atari logo key on 400/800 models).

Whenever more than two spaces appear in a row, they are listed in a special format. For example, {6 SPACES} means press the space bar six times. Our Commodore listings never leave a single space at the end of a line, instead moving it to the next printed line as {SPACE}.

Amiga program listings contain only one special character, the left arrow (-) symbol. This character marks the end of each program line. Wherever you see a left arrow, press RETURN or move the cursor off the line to enter that line into memory. Don't try to type in the left arrow symbol; it's there only as a marker to indicate where each program line ends.

The Automatic Proofreader

Type in the appropriate program listed below, then save it for future use. The Commodore Proofreader works on the Commodore 128, 64, Plus/4, 16, and VIC-20. Don't omit any lines, even if they contain unfamiliar commands or you think they don't apply to your computer. When you run the program, it installs a machine language program in memory and erases its BASIC portion automatically (so be sure to save several copies before running the program for the first time). If you're using a Commodore 128, Plus/4 or 16, do *not* use any GRAPHIC commands while the Proofreader is active. You should disable the Commodore Proofreader before running any other program. To do this, either turn the computer off and on or enter SYS 64738 (for the 64), SYS 65341 (128), SYS 64802 (VIC-20), or SYS 65526 (Plus/4 or 16). To reenable the Proofreader, reload the program and run it as usual. Unlike the original VIC/64 Proofreader, this version works the same with disk or tape.

On the Atari, run the Proofreader to activate it (the Proofreader remains active in memory as a machine language program); you must then enter NEW to erase the BASIC loader. Pressing SYSTEM RESET deactivates the Atari Proofreader; enter PRINTUSR(1536) to reenable it.

The Apple Proofreader erases the BASIC portion of itself after you run it, leaving only the machine language portion in memory. It works with either DOS 3.3 or ProDOS. Disable the Apple Proofreader by pressing CTRL-RESET before running another BASIC program.

The IBM Proofreader is a BASIC program that simulates the IBM BASIC line editor, letting you enter, edit, list, save, and load programs that you type. Type RUN to activate. Be sure to leave Caps Lock on, except when typing lowercase characters.

Once the Proofreader is active, try typing in a line. As soon as you press RETURN, either a hexadecimal number (on the Apple) or a pair of letters (on the Commodore, Atari, or IBM) appears. The number or pair of letters is called a *checksum*.

Compare the value displayed on the screen by the Proofreader with the checksum printed in the program listing in the magazine. The checksum is given to the left of each line number. Just type in the program a line at a time (without the printed checksum), press RETURN or Enter, and compare the checksums. If they match, go on to the next line. If not, check your typing; you've made a mistake. Because of the checksum method used, do not type abbreviations, such as ? for PRINT. On the Atari and Apple Proofreaders, spaces are not counted as part of the checksum, so be sure you type the right number of spaces between quote marks. The Atari Proofreader does not check to see that you've typed the characters in the right order, so if characters are transposed, the checksum still matches the listing. The Commodore Proofreader catches transposition errors and ignores spaces unless they're enclosed in quotation marks. The IBM Proofreader detects errors in spacing and transposition.

IBM Proofreader Commands

Since the IBM Proofreader replaces the computer's normal BASIC line editor, it has to include many of the direct-mode IBM BASIC commands. The syntax is identical to IBM BASIC. Commands simulated are LIST, LLIST, NEW, FILES, SAVE, and LOAD. When listing your program, press any key (except Ctrl-Break) to stop the listing. If you enter NEW, the Proofreader prompts you to press Y to be especially sure you mean yes.

Two new commands are BASIC and CHECK. BASIC exits the Proofreader back to IBM BASIC, leaving the Proofreader in memory. CHECK works just like LIST, but shows the checksums along with the listing. After you have typed in a program, save it to disk. Then exit the Proofreader with the BASIC command, and load the program as usual (this replaces the Proofreader in memory). You can now run the program, but you may want to re-save it to disk. This will shorten it on disk and make it load faster, but it can no longer be edited with the Proofreader. If you want to convert an existing BASIC program to Proofreader format, save it to disk with SAVE "filename",A.

Program 1: Atari Proofreader

By Charles Brannon, Program Editor

```
100 GRAPHICS 0
110 FOR I=1536 TO 1700:READ A:POKE I,A:CK=CK+A:NEXT I
120 IF CK<>19072 THEN ? "Error in DATA Statement s. Check Typing.":END

130 A=USR(1536)
140 ? :? "Automatic Proofreader Now Activated."
150 END
160 DATA 104,160,0,185,26,3,201,69,240,7
170 DATA 200,200,192,34,208,243,96,200,169,74
180 DATA 153,26,3,200,169,6,153,26,3,162
190 DATA 0,189,0,228,157,74,6,232,224,16
200 DATA 208,245,169,93,141,78,6,169,6,141
210 DATA 79,6,24,173,4,228,105,1,141,95
220 DATA 6,173,5,228,105,0,141,96,6,169
230 DATA 0,133,203,96,247,238,125,241,93,6
240 DATA 244,241,115,241,124,241,76,205,238
250 DATA 0,0,0,0,32,62,246,8,201
260 DATA 155,240,13,201,32,240,7,72,24,101
270 DATA 203,133,203,104,40,96,72,152,72,138
280 DATA 72,160,0,169,128,145,88,200,192,40
290 DATA 208,249,165,203,74,74,74,24,105
300 DATA 161,160,3,145,88,165,203,41,15,24
310 DATA 105,161,200,145,88,169,0,133,203,104
320 DATA 170,104,168,104,40,96
```

Program 2: IBM Proofreader

By Charles Brannon, Program Editor

```
10 'Automatic Proofreader Version 3.0 (Lines 205,206 added/190 deleted/470,490 changed from V2.0)
100 DIM L$(500),LNUM(500):COLOR 0,7,7:KEY OFF:CLS:MAX=0:LNUM(0)=65536!
110 ON ERROR GOTO 120:KEY 15,C:HR$(4)+CHR$(70):ON KEY(15)GOSUB 640:KEY (15) ON:GOTO 130
120 RESUME 130
130 DEF SEG=&H40:W=PEEK(&H4A)
140 ON ERROR GOTO 650:PRINT:PRINT"Proofreader Ready."
150 LINE INPUT L$:Y=CSRLIN-INT(LEN(L$)/W)-1:LOCATE Y,1
160 DEF SEG=0:POKE 1050,30:POKE 1052,34:POKE 1054,0:POKE 1055,79:POKE 1056,13:POKE 1057,28:LINE INPUT L$:DEF SEG:IF L$="" THEN 150
170 IF LEFT$(L$,1)="" THEN L$=MID$(L$,2):GOTO 170
```

```

180 IF VAL(LEFT$(L$,2))=0 AND
MID$(L$,3,1)=" " THEN L$=M
ID$(L$,4)
200 IF ASC(L$)>57 THEN 260 'no
line number, therefore co
mmand
205 BL=INSTR(L$," "):IF BL=0 T
HEN BL=L$:GOTO 206 ELSE B
L$=LEFT$(L$,BL-1)
206 LNUM=VAL(BL$):TEXT$=MID$(L
$,LEN(STR$(LNUM))+1)
210 IF TEXT$="" THEN GOSUB 540
:IF LNUM=LNUM(P) THEN GOSU
B 560:GOTO 150 ELSE 150
220 CKSUM=0:FOR I=1 TO LEN(L$)
:CKSUM=(CKSUM+ASC(MID$(L$,
I)))*I) AND 255:NEXT:LOCATE
Y,1:PRINT CHR$(65+CKSUM/1
6)+CHR$(65+(CKSUM AND 15))
+" "+L$
230 GOSUB 540:IF LNUM(P)=LNUM
THEN L$(P)=TEXT$:GOTO 150
'replace line
240 GOSUB 580:GOTO 150 'insert
the line
260 TEXT$="":FOR I=1 TO LEN(L$)
:A=ASC(MID$(L$,I)):TEXT$=
TEXT$+CHR$(A+32*(A>96 AND
A<123)):NEXT
270 DELIMITER=INSTR(TEXT$," ")
:COMMAND$=TEXT$:ARG$="":IF
DELIMITER THEN COMMAND$=L
EFT$(TEXT$,DELIMITER-1):AR
G$=MID$(TEXT$,DELIMITER+1)
ELSE DELIMITER=INSTR(TEXT
$,CHR$(34)):IF DELIMITER T
HEN COMMAND$=LEFT$(TEXT$,D
ELIMITER-1):ARG$=MID$(TEXT
$,DELIMITER)
280 IF COMMAND$<>"LIST" THEN 4
10
290 OPEN "scrn:" FOR OUTPUT AS
#1
300 IF ARG$="" THEN FIRST=0:P=
MAX-1:GOTO 340
310 DELIMITER=INSTR(ARG$,"-"):
IF DELIMITER=0 THEN LNUM=V
AL(ARG$):GOSUB 540:FIRST=P
:GOTO 340
320 FIRST=VAL(LEFT$(ARG$,DELIM
ITER)):LAST=VAL(MID$(ARG$,
DELIMITER+1))
330 LNUM=FIRST:GOSUB 540:FIRST
=P:LNUM=LAST:GOSUB 540:IF
P=0 THEN P=MAX-1
340 FOR X=FIRST TO P:N$=MID$(S
TR$(LNUM(X)),2)+" "
350 IF CKFLAG=0 THEN A$="":GOT
O 370
360 CKSUM=0:A$=N$+L$(X):FOR I=
1 TO LEN(A$):CKSUM=(CKSUM+
ASC(MID$(A$,I))*I) AND 255
:NEXT:A$=CHR$(65+CKSUM/16)
+CHR$(65+(CKSUM AND 15))+
"
370 PRINT #1,A$+N$+L$(X)
380 IF INKEY$<>" " THEN X=P
390 NEXT :CLOSE #1:CKFLAG=0
400 GOTO 130
410 IF COMMAND$="LLIST" THEN O
PEN "lpt1:" FOR OUTPUT AS
#1:GOTO 300
420 IF COMMAND$="CHECK" THEN C
KFLAG=1:GOTO 290
430 IF COMMAND$<>"SAVE" THEN 4
50
440 GOSUB 600:OPEN ARG$ FOR OU
TPUT AS #1:ARG$="":GOTO 30
0
450 IF COMMAND$<>"LOAD" THEN 4
90

```

```

460 GOSUB 600:OPEN ARG$ FOR IN
PUT AS #1:MAX=0:P=0
470 WHILE NOT EOF(1):LINE INPU
T #1,L$:BL=INSTR(L$," "):B
L$=LEFT$(L$,BL-1):LNUM(P)=
VAL(BL$):L$(P)=MID$(L$,LEN
(STR$(VAL(BL$)))+1):P=P+1:
WEND
480 MAX=P:CLOSE #1:GOTO 130
490 IF COMMAND$="NEW" THEN INP
UT "Erase program - Are yo
u sure";L$:IF LEFT$(L$,1)=
"y" OR LEFT$(L$,1)="Y" THE
N MAX=0:LNUM(0)=65536!:GOT
O 130:ELSE 130
500 IF COMMAND$="BASIC" THEN C
OLOR 7,0,0:ON ERROR GOTO 0
:CLS:END
510 IF COMMAND$<>"FILES" THEN
520
515 IF ARG$="" THEN ARG$="A:"
ELSE SEL=1:GOSUB 600
517 FILES ARG$:GOTO 130
520 PRINT "Syntax error":GOTO 1
30
540 P=0:WHILE LNUM>LNUM(P) AND
P<MAX:P=P+1:WEND:RETURN
560 MAX=MAX-1:FOR X=P TO MAX:L
NUM(X)=LNUM(X+1):L$(X)=L$(
X+1):NEXT:RETURN
580 MAX=MAX+1:FOR X=MAX TO P+1
STEP -1:LNUM(X)=LNUM(X-1)
:L$(X)=L$(X-1):NEXT:L$(P)=
TEXT$:LNUM(P)=LNUM:RETURN
600 IF LEFT$(ARG$,1)<>CHR$(34)
THEN 520 ELSE ARG$=MID$(A
RG$,2)
610 IF RIGHT$(ARG$,1)=CHR$(34)
THEN ARG$=LEFT$(ARG$,LEN(
ARG$)-1)
620 IF SEL=0 AND INSTR(ARG$,".
")=0 THEN ARG$=ARG$+".BAS"
630 SEL=0:RETURN
640 CLOSE #1:CKFLAG=0:PRINT "St
opped.":RETURN 150
650 PRINT "Error #";ERR:RESUME
150

```

Program 3: Commodore Proofreader

By Philip Nelson, Assistant Editor

```

10 VEC=PEEK(772)+256*PEEK(773)
:LO=43:HI=44
20 PRINT "AUTOMATIC PROOFREADER
FOR ";IF VEC=42364 THEN
[SPACE]PRINT "C-64"
30 IF VEC=50556 THEN PRINT "VI
C-20"
40 IF VEC=35158 THEN GRAPHIC C
LR:PRINT "PLUS/4 & 16"
50 IF VEC=17165 THEN LO=45:HI=
46:GRAPHIC CLR:PRINT"128"
60 SA=(PEEK(LO)+256*PEEK(HI))+
6:ADR=SA
70 FOR J=0 TO 166:READ BYT:POK
E ADR,BYT:ADR=ADR+1:CHK=CHK
+BYT:NEXT
80 IF CHK<>20570 THEN PRINT "*
ERROR* CHECK TYPING IN DATA
STATEMENTS":END
90 FOR J=1 TO 5:READ RF,LF,HF:
RS=SA+RF:HB=INT(RS/256):LB=
RS-(256*HB)
100 CHK=CHK+RF+LF+HF:POKE SA+L
F,LB:POKE SA+HF,HB:NEXT
110 IF CHK<>22054 THEN PRINT "
*ERROR* RELOAD PROGRAM AND

```

```

[SPACE]CHECK FINAL LINE":EN
D
120 POKE SA+149,PEEK(772):POKE
SA+150,PEEK(773)
130 IF VEC=17165 THEN POKE SA+
14,22:POKE SA+18,23:POKESA+
29,224:POKESA+139,224
140 PRINT CHR$(147);CHR$(17);"
PROOFREADER ACTIVE":SYS SA
150 POKE HI,PEEK(HI)+1:POKE (P
EEK(LO)+256*PEEK(HI))-1,0:N
EW
160 DATA 120,169,73,141,4,3,16
9,3,141,5,3
170 DATA 88,96,165,20,133,167,
165,21,133,168,169
180 DATA 0,141,0,255,162,31,18
1,199,157,227,3
190 DATA 202,16,248,169,19,32,
210,255,169,18,32
200 DATA 210,255,160,0,132,180
,132,176,136,230,180
210 DATA 200,185,0,2,240,46,20
1,34,208,8,72
220 DATA 165,176,73,255,133,17
6,104,72,201,32,208
230 DATA 7,165,176,208,3,104,2
08,226,104,166,180
240 DATA 24,165,167,121,0,2,13
3,167,165,168,105
250 DATA 0,133,168,202,208,239
,240,202,165,167,69
260 DATA 168,72,41,15,168,185,
211,3,32,210,255
270 DATA 104,74,74,74,168,1
85,211,3,32,210
280 DATA 255,162,31,189,227,3,
149,199,202,16,248
290 DATA 169,146,32,210,255,76
,86,137,65,66,67
300 DATA 68,69,70,71,72,74,75,
77,80,81,82,83,88
310 DATA 13,2,7,167,31,32,151,
116,117,151,128,129,167,136
,137

```

Program 4: Apple Proofreader

By Tim Victor, Editorial Programmer

```

10 C = 0: FOR I = 768 TO 768 +
68: READ A:C = C + A: POKE I
,A: NEXT
20 IF C < > 7258 THEN PRINT "ER
ROR IN PROOFREADER DATA STAT
EMENTS": END
30 IF PEEK(190 * 256) < > 76 T
HEN POKE 56,0: POKE 57,3: CA
LL 1002: GOTO 50
40 PRINT CHR$(4);"IN#A300"
50 POKE 34,0: HOME: POKE 34,1:
VTAB 2: PRINT "PROOFREADER
INSTALLED"
60 NEW
100 DATA 216,32,27,253,201,141
110 DATA 208,60,138,72,169,0
120 DATA 72,189,255,1,201,160
130 DATA 240,8,104,10,125,255
140 DATA 1,105,0,72,202,208
150 DATA 238,104,170,41,15,9
160 DATA 48,201,58,144,2,233
170 DATA 57,141,1,4,138,74
180 DATA 74,74,74,41,15,9
190 DATA 48,201,58,144,2,233
200 DATA 57,141,0,4,104,170
210 DATA 169,141,96

```


MLX Machine Language Entry Program For Commodore 64 and Apple

Ottis Cowper, Technical Editor and Tim Victor, Editorial Programmer

"MLX" is a labor-saving utility that allows almost fail-safe entry of machine language programs. The Apple version runs on the II, II+, IIe, and IIc, with either DOS 3.3 or ProDOS.

"MLX" is a new way to enter long machine language (ML) programs without a lot of fuss. MLX lets you enter the numbers from a special list that looks similar to BASIC DATA statements. It checks your typing on a line-by-line basis. It won't let you enter invalid characters or let you continue if there's a mistake in a line. It won't even let you enter a line or digit out of sequence. For the Commodore 64, this new version of MLX was first introduced in the December 1985 issue. No version of 64 MLX published before that date can be used to enter the MLX-format listings in this issue.

Using MLX

Type in and save some copies of whichever version of MLX is appropriate for your computer (you'll want to use it to enter future ML programs from COMPUTE!). Program 1 is for the Commodore 64, and Program 2 is for the Apple. For Apple MLX, it doesn't matter whether you save the program on a disk formatted for DOS 3.3 or ProDOS. Programs entered with Apple MLX, however, must be saved to a disk formatted with the same operating system as MLX itself. If you have an Apple IIe or IIc, make sure that the key marked *Caps Lock* is in the down position.

When you're ready to enter an ML program, load and run MLX. It asks you for a starting address and an ending address. These addresses appear in the article accompanying the MLX-format program listing you're typing. If you're unfamiliar with machine language, the addresses (and all other values you enter in MLX) may appear strange. Instead of the usual decimal numbers you're accustomed to, these numbers are in *hexadecimal*—a base 16 numbering system commonly used by ML programmers. Hexadecimal—hex for short—includes the numerals 0-9 and the letters A-F. But don't worry—even if you know nothing about ML or hex, you should have no trouble using MLX.

After you enter the starting and ending addresses, the 64 version will offer you the option of clearing the workspace. Choose this option if you're

starting to enter a new listing. If you're continuing a listing that's partially typed from a previous session, don't choose this option.

A functions menu will appear. The first option in the menu is ENTER DATA. If you're just starting to type in a program, pick this. Press the E key, and type the first number in the first line of the program listing. If you've already typed in part of a program, type the line number where you left off typing at the end of the previous session. In any case, make sure the address you enter corresponds to the address of a line in the listing you are entering. Otherwise, you'll be unable to enter the data correctly. In the 64 version, if you pressed E by mistake, you can return to the command menu by pressing RETURN alone when asked for the address. (You can get back to the menu from most options by pressing RETURN with no other input.)

Once you're in Enter mode, MLX prints the address for each program line for you. You then type in all nine numbers on that line, beginning with the first two-digit number after the colon (:). Each line represents eight data bytes and a checksum. Although an MLX-format listing appears similar to the "hex dump" machine language listings you may be accustomed to, the extra checksum number on the end allows MLX to check your typing. (Apple users can enter the data from an MLX listing using the built-in monitor if the right-most column of data is omitted, but we recommend against it. It's much easier to let MLX do the proofreading and error checking for you.)

When you enter a line, MLX recalculates the checksum from the eight bytes and the address and compares this value to the number from the ninth column. If the values match, the data is added to the workspace area, and the prompt for the next line of data appears (the 64 version gives a pleasant beep to indicate that the line was entered correctly). But if MLX detects a typing error, you'll be notified of the mistake. The 64 version will sound a low buzz and display an error message, then re-display the line for editing. Apple MLX sounds a beep to alert you of the error and then erases the incorrect line and prompts you to reenter it correctly.

After you have entered the last number on the last line of the listing,

the Apple version will return to the command menu. At this point you should immediately choose the option S to save your data. The 64 version automatically moves to the Save option after the last number is entered.

Invalid Characters Banned

In 64 MLX, only a few keys are active while you're entering data, so you may have to unlearn some habits. You *do not* type spaces between the columns; the new MLX automatically inserts these for you. You *do not* press RETURN after typing the last number in a line; the new MLX automatically enters and checks the line after you type the last digit.

Apple MLX is fairly flexible about how you type in the numbers. You can put extra spaces between numbers or leave the spaces out entirely, compressing a line into 18 keypresses. But be careful not to put a space between two digits in the middle of a number. MLX will read two single-digit numbers instead of one two-digit number (F 6 means F and 6, not F6). You must press RETURN to enter the line.

Only the numerals 0-9 and the letters A-F can be typed in. If you press any other key (with some exceptions noted below), nothing happens (the 64 version gives a warning buzz to indicate an invalid keypress). Even better, MLX checks for transposed characters. If you're supposed to type in A0 and instead enter 0A, MLX will catch your mistake.

Editing Features

To correct typing mistakes before finishing a line in the 64 version, use the INST/DEL key to delete the character to the left of the cursor. (The cursor-left key also deletes.) If you mess up a line really badly, press CLR/HOME to start the line over. The RETURN key is also active, but only before any data is typed on a line. Pressing RETURN at this point returns you to the command menu. After you type a character of data, MLX disables RETURN until the cursor returns to the start of a line. Remember, you can press CLR/HOME to quickly get to a line number prompt.

More editing features are available when correcting lines in which 64 MLX has detected an error. To make corrections in a line that MLX has redisplayed for editing, compare the line on the

screen with the one printed in the listing, then move the cursor to the mistake and type the correct key. The cursor left and right keys provide the normal cursor controls. (The INST/DEL key now works as an alternative cursor-left key.) You cannot move left beyond the first character in the line. If you try to move beyond the rightmost character, you'll reenter the line. During editing, RETURN is active; pressing it tells MLX to recheck the line. You can press the CLR/HOME key to clear the entire line if you want to start from scratch, or if you want to get to a line number prompt to use RETURN to get back to the menu.

Apple MLX also includes some editing features. The left- and right-arrow keys allow you to back up and go forward on the line you're entering so that you can retype data. Pressing the CONTROL (CTRL) and D keys at the same time (*delete*) removes the character under the cursor, shortening the line by one character. Pressing CONTROL-I (*insert*) puts a space under the cursor and shifts the rest of the line to the right, making the line one character longer. If the cursor is at the right end of the line, neither CONTROL-D nor CONTROL-I has any effect. To leave Enter mode, press the RETURN key when MLX prompts you with a new line address.

Display Data

The second menu choice, DISPLAY DATA, examines memory and shows the contents in the same format as the program listing (including the checksum). When you press D, MLX asks you for a starting address. Be sure that the starting address you give corresponds to a line number in the listing. Otherwise, the checksum display will be meaningless. MLX displays program lines until it reaches the end of the program, at which point the menu is redisplayed. With Apple MLX, you can stop the display and return to the menu by pressing any key. The 64 version allows you to stop the display and get back to the menu by pressing RETURN, or to pause the display by pressing the space bar (press space again to restart the display).

Other Menu Options

Two more menu selections let you save programs and load them back into the computer. These are SAVE FILE (SAVE DATA in the 64 version) and LOAD FILE; their operation is quite straightforward. When you press S or L, MLX asks you for the filename. The 64 version will follow this by asking you to press either D or T to select disk or tape.

Those using the 64 version will notice the disk drive starting and stop-

ping several times during a load or save. Don't panic; this is normal behavior. MLX opens and reads from or writes to the file instead of using the usual LOAD and SAVE commands. Disk users should also note that the drive prefix 0: is automatically added to the filename (line 750), so this should *not* be included when entering the name. (This also precludes the use of @ for Save-with-Replace, so remember to give each version you save a different name.)

Remember that MLX saves the entire workspace area from the starting address to the ending address, so the save or load may take longer than you might expect if you've entered only a small amount of data from a long listing. When saving a partially completed listing, make sure to note the address where you stopped typing so you'll know where to resume entry when you reload.

MLX reports any errors detected during the save or load. For the 64 version, the standard disk or tape error messages will be displayed. (Tape users should bear in mind that the Commodore 64 is never able to detect errors when saving to tape.) The 64 version also has three special load error messages: INCORRECT STARTING ADDRESS, which means the file you're trying to load does not have the starting address you specified when you ran MLX; LOAD ENDED AT *address*, which means the file you're trying to load ends before the ending address you specified when you started MLX; and TRUNCATED AT ENDING ADDRESS, which means the file you're trying to load extends beyond the ending address you specified when you started MLX. If you see one of these messages and feel certain that you've loaded the right file, exit and rerun MLX, being careful to enter the correct starting and ending addresses.

The Apple version simply displays the message DISK ERROR if a problem is detected during a Save or Load. If you're not sure why a disk error has occurred, check the drive. Make sure there's a formatted disk in the drive and that it was formatted by the same operating system you're using for MLX (ProDOS or DOS 3.3). If you're trying to save a file and see an error message, the disk might be full. Either save the file on another disk or quit MLX (by pressing the Q key), delete an old file or two, then run MLX again. Your typing should still be safe in memory. If the error message appears during a Load, you may have specified a filename that doesn't exist on the disk.

The Quit menu option has the obvious effect—it stops MLX and enters

BASIC. In the 64 version the RUN/STOP key is disabled, so the Q option lets you exit the program without turning off the computer. (Of course, RUN/STOP-RESTORE for the 64 or CONTROL-RESET for the Apple also gets you out.) The 64 version will ask for verification; press Y to exit to BASIC, or any other key to return to the menu. After quitting, you can type RUN again and reenter MLX without losing your data, as long as you don't use the clear workspace option in 64 MLX.

The Finished Product

When you've finished typing all the data for an ML program and saved your work, you're ready to see the results. The instructions for loading and using the finished product vary from program to program. Some Commodore 64 ML programs are designed to be loaded and run like BASIC programs, so all you need to type is LOAD "filename",8 for disk or LOAD "filename" for tape, and then RUN. (Such programs usually have 0801 as their MLX starting address.) Others must be reloaded to specific addresses with a command such as LOAD "filename",8,1 for disk or LOAD "filename",1,1 for tape, then started with a SYS to a particular memory address. (On the Commodore 64, the most common starting address for such programs is 49152, which corresponds to MLX address C000.) In either case, you should always refer to the article which accompanies the ML listing for information on loading and running the program. For the Apple, you need to BRUN the program, or you may BLOAD and start the program with a CALL. Again, refer to the article accompanying the machine language program for instructions.

An Ounce Of Prevention

By the time you finish typing in the data for a long ML program, you'll have several hours invested in the project. Don't take chances—use our "Automatic Proofreader" to type the new MLX, and then test your copy *thoroughly* before first using it to enter any significant amount of data. Make sure all the menu options work as they should. Enter fragments of the program starting at several different addresses, then use the Display option to verify that the data has been entered correctly. And be sure to test the Save and Load options several times to ensure that you can recall your work from disk or tape. Don't let a simple typing error in the new MLX cost you several nights of hard work.

In the Apple version, line 100 traps all errors to line 610. If MLX is typed in correctly, then only disk errors should normally be encountered. A disk error

message when you're not trying to access the drive—for example, when you first start entering data—indicates a typing error in the MLX program itself. If this occurs, hit CONTROL-RESET to break out of MLX and carefully compare your entry against the printed listing.

For instructions on entering these listings, please refer to "COMPUTE!'s Guide to Typing in Programs" in this issue of COMPUTE!.

Program 1: MLX For Commodore 64

Version by Ottis Cowper, Technical Editor

```

100 POKE 56,50:CLR:DIM IN$,I,J
    ,A,B,A$,B$,A(7),N$:rem 34
110 C4=48:C6=16:C7=7:Z2=2:Z4=2
    54:Z5=255:Z6=256:Z7=127
    :rem 238
120 FA=PEEK(45)+Z6*PEEK(46):BS
    =PEEK(55)+Z6*PEEK(56):H$="
    0123456789ABCDEF":rem 118
130 R$=CHR$(13):L$="LEFT":S$
    ="":D$=CHR$(20):Z$=CHR$(0
    ):T$="13 RIGHT":rem 173
140 SD=54272:FOR I=SD TO SD+23
    :POKE I,0:NEXT:POKE SD+24,
    15:POKE 788,52:rem 194
150 PRINT{CLR}"CHR$(142)CHR$(
    8):POKE 53280,15:POKE 5328
    1,15:rem 104
160 PRINT T$" {RED}{RVS}
    {2 SPACES}{8 @}{2 SPACES}"
    SPC(28)" {2 SPACES}{OFF}
    {BLU} MLX II {RED}{RVS}
    {2 SPACES}"SPC(28)"
    {12 SPACES}{BLU}:rem 121
170 PRINT{3 DOWN}{3 SPACES}CO
    MPUTE!'S MACHINE LANGUAGE
    {SPACE}EDITOR{3 DOWN}"
    :rem 135
180 PRINT{BLK}STARTING ADDRES
    S[4]:GOSUB300:SA=AD:GOSU
    B1040:IF F THEN180:rem 113
190 PRINT{BLK}{2 SPACES}ENDIN
    G ADDRESS[4]:GOSUB300:EA
    =AD:GOSUB1030:IF F THEN190
    :rem 173
200 INPUT{3 DOWN}{BLK}CLEAR W
    ORKSPACE [Y/N][4]:A$:IF L
    EFT$(A$,1)<>"Y"THEN220
    :rem 9
210 PRINT{2 DOWN}{BLU}WORKING
    ...":FORI=BS TO BS+EA-SA+
    7:POKE I,0:NEXT:PRINT"DONE
    ":rem 139
220 PRINTTAB(10)" {2 DOWN}{BLK}
    {RVS} MLX COMMAND MENU
    {DOWN}[4]:PRINT T$"{RVS}E
    {OFF}NTER DATA":rem 62
230 PRINT T$"{RVS}D{OFF}ISPLAY
    DATA":PRINT T$"{RVS}L
    {OFF}OAD DATA":rem 19
240 PRINT T$"{RVS}S{OFF}AVE FI
    LE":PRINT T$"{RVS}Q{OFF}UI
    T{2 DOWN}{BLK}":rem 238
250 GET A$:IF A$=N$ THEN250
    :rem 127
260 A=0:FOR I=1 TO 5:IF A$=MID
    $( "EDLSQ",I,1)THEN A=I:I=5
    :rem 42
270 NEXT:ON A GOTO420,610,690,

```

```

700,280:GOSUB1060:GOTO250
    :rem 97
280 PRINT{RVS}QUIT ":INPUT"
    {DOWN}[4]ARE YOU SURE [Y/N
    ]":A$:IF LEFT$(A$,1)<>"Y"
    THEN220:rem 189
290 POKE SD+24,0:END:rem 95
300 IN$=N$:AD=0:INPUTIN$:IFLEN
    (IN$)<>4THENRETURN:rem 31
310 B$=IN$:GOSUB320:AD=A:B$=MI
    D$(IN$,3):GOSUB320:AD=AD*2
    56+A:RETURN:rem 225
320 A=0:FOR J=1 TO 2:A$=MID$(B
    $,J,1):B=ASC(A$)-C4+(A$>"@
    ") *C7:A=A*C6+B:rem 143
330 IF B<0 OR B>15 THEN AD=0:A
    =-1:J=2:rem 132
340 NEXT:RETURN:rem 240
350 B=INT(A/C6):PRINT MID$(H$,
    B+1,1):B=A-B*C6:PRINT MID
    $(H$,B+1,1):RETURN:rem 42
360 A=INT(AD/Z6):GOSUB350:A=AD
    -A*Z6:GOSUB350:PRINT":":
    :rem 32
370 CK=INT(AD/Z6):CK=AD-Z4*CK+
    Z5*(CK>Z7):GOTO390:rem 131
380 CK=CK*Z2+Z5*(CK>Z7)+A
    :rem 168
390 CK=CK+Z5*(CK>Z5):RETURN
    :rem 159
400 PRINT{DOWN}STARTING AT[4]
    ":GOSUB300:IF IN$<N$ THE
    N GOSUB1030:IF F THEN400
    :rem 75
410 RETURN:rem 117
420 PRINT{RVS} ENTER DATA ":G
    OSUB400:IF IN$=N$ THEN220
    :rem 85
430 OPEN3,3:PRINT:rem 34
440 POKE198,0:GOSUB360:IF F TH
    EN PRINT IN$:PRINT{UP}
    {5 RIGHT}":rem 6
450 FOR I=0 TO 24 STEP 3:B$=S$
    :FOR J=1 TO 2:IF F THEN B$
    =MID$(IN$,I+J,1):rem 226
460 PRINT{RVS}"B$[4]:IF I<24T
    HEN PRINT{OFF}":rem 15
470 GET A$:IF A$=N$ THEN470
    :rem 135
480 IF(A$>"/"ANDAS<":)OR(A$>"
    @"ANDAS<"G")THEN540
    :rem 100
490 IF A$=R$ AND((I=0)AND(J=1)
    OR F)THEN PRINT B$:J=2:NE
    XT:I=24:GOTO550:rem 46
500 IF A$="HOME" THEN PRINT
    {SPACE}B$:J=2:NEXT:I=24:NE
    XT:F=0:GOTO440:rem 66
510 IF(A$="RIGHT")ANDF THENP
    RINT B$[4]:GOTO540:rem 107
520 IF A$<L$ AND A$<>D$ OR((I
    =0)AND(J=1))THEN GOSUB1060
    :GOTO470:rem 232
530 A$=L$+S$+L$:PRINT B$[4]:J=
    2-J:IF J THEN PRINT L$:I=
    I-3:rem 12
540 PRINT A$:NEXT J:PRINT S$:
    :rem 2
550 NEXT I:PRINT:PRINT{UP}
    {5 RIGHT}":INPUT#3,IN$:IF
    IN$=N$ THEN CLOSE3:GOTO22
    0:rem 106
560 FOR I=1 TO 25 STEP3:B$=MID
    $(IN$,I):GOSUB320:IF I<25
    {SPACE}THEN GOSUB380:A(I/3
    )=A:rem 81
570 NEXT:IF A<>CK THEN GOSUB10
    60:PRINT{BLK}{RVS} ERROR:
    REENTER LINE [4]:F=1:GOT
    O440:rem 161

```

```

580 GOSUB1080:B=BS+AD-SA:FOR I
    =0 TO 7:POKE B+I,A(I):NEXT
    :rem 245
590 AD=AD+8:IF AD>EA THEN CLOS
    E3:PRINT{DOWN}{BLU}** END
    OF ENTRY **{BLK}{2 DOWN}"
    :GOTO700:rem 207
600 F=0:GOTO440:rem 84
610 PRINT{CLR}{DOWN}{RVS} DIS
    PLAY DATA ":GOSUB400:IF IN
    $=N$ THEN220:rem 146
620 PRINT{DOWN}{BLU}PRESS:
    {RVS}SPACE{OFF} TO PAUSE,
    {SPACE}{RVS}RETURN{OFF} TO
    BREAK[4]{DOWN}":rem 241
630 GOSUB360:B=BS+AD-SA:FORI=B
    TO B+7:A=PEEK(I):GOSUB350:
    GOSUB380:PRINT S$:rem 56
640 NEXT:PRINT{RVS}":A=CK:GO
    SUB350:PRINT:rem 144
650 F=1:AD=AD+8:IF AD>EA THENP
    RINT{DOWN}{BLU}** END OF
    {SPACE}DATA **:GOTO220
    :rem 170
660 GET A$:IF A$=R$ THEN GOSUB
    1080:GOTO220:rem 65
670 IF A$=S$ THEN F=F+1:GOSUB1
    080:rem 28
680 ONFGOTO630,660,630:rem 224
690 PRINT{DOWN}{RVS} LOAD DAT
    A ":OP=1:GOTO710:rem 31
700 PRINT{DOWN}{RVS} SAVE FIL
    E ":OP=0:rem 32
710 IN$=N$:INPUT{DOWN}FILENAM
    E[4]:IN$:IF IN$=N$ THEN220
    0:rem 229
720 F=0:PRINT{DOWN}{BLK}{RVS}
    T{OFF}APE OR {RVS}D{OFF}IS
    K: [4]:rem 66
730 GET A$:IF A$="T"THEN PRINT
    "T{DOWN}":GOTO880:rem 90
740 IF A$<>"D"THEN730:rem 90
750 PRINT"D{DOWN}":OPEN15,8,15
    ,"I0":B=EA-SA:IN$="0:"+IN
    $:IF OP THEN810:rem 163
760 OPEN 1,8,8,IN$+",P,W":GOSU
    B860:IF A THEN220:rem 66
770 AH=INT(SA/256):AL=SA-(AH*2
    56):PRINT#1,CHR$(AL):CHR$(
    AH):rem 221
780 FOR I=0 TO B:PRINT#1,CHR$(
    PEEK(BS+I)):IF ST THEN800
    :rem 171
790 NEXT:CLOSE1:CLOSE15:GOTO94
    0:rem 230
800 GOSUB1060:PRINT{DOWN}
    {BLK}ERROR DURING SAVE:[4]
    ":GOSUB860:GOTO220:rem 61
810 OPEN 1,8,8,IN$+",P,R":GOSU
    B860:IF A THEN220:rem 57
820 GET#1,A$,B$:AD=ASC(A$+Z$)+
    256*ASC(B$+Z$):IF AD<>SA T
    HEN F=1:GOTO850:rem 155
830 FOR I=0 TO B:GET#1,A$:POKE
    BS+I,ASC(A$+Z$):IF ST AND
    (I<>B)THEN F=2:AD=I:I=B
    :rem 180
840 NEXT:IF ST<>64 THEN F=3
    :rem 20
850 CLOSE1:CLOSE15:ON ABS(F>0)
    +1 GOTO960,970:rem 12
860 INPUT#15,A,A$:IF A THEN CL
    OSE1:CLOSE15:GOSUB1060:PRI
    NT{RVS}ERROR:"A$:rem 114
870 RETURN:rem 127
880 POKE183,PEEK(FA+2):POKE187
    ,PEEK(FA+3):POKE188,PEEK(F
    A+4):IFOP=0THEN920:rem 178
890 SYS 63466:IF(PEEK(783)AND1
    )THEN GOSUB1060:PRINT"
    {DOWN}{RVS} FILE NOT FOUND

```

```

":GOTO690          :rem 34
900 AD=PEEK(829)+256*PEEK(830)
:IF AD<>SA THEN F=1:GOTO97
0          :rem 201
910 A=PEEK(831)+256*PEEK(832)-
1:F=F-2*(A<EA)-3*(A>EA):AD
=A-AD:GOTO930      :rem 75
920 A=SA:B=EA+1:GOSUB1010:POKE
780,3:SYS 63338   :rem 107
930 A=BS:B=BS+(EA-SA)+1:GOSUB1
010:ON OP GOTO950:SYS 6359
1          :rem 38
940 GOSUB1080:PRINT"[BLU]** SA
VE COMPLETED **":GOTO220
          :rem 139
950 POKE147,0:SYS 63562:IF ST<
>64 THEN970       :rem 39
960 GOSUB1080:PRINT"[BLU]** LO
AD COMPLETED **":GOTO220
          :rem 126
970 GOSUB1060:PRINT"[BLK]{RVS}
ERROR DURING LOAD:{DOWN}
[4]}:ON F GOSUB980,990,100
0:GOTO220         :rem 233
980 PRINT"INCORRECT STARTING A
DDRESS (";GOSUB360:PRINT"
)":RETURN         :rem 145
990 PRINT"LOAD ENDED AT ";AD=
SA+AD:GOSUB360:PRINT D$:RE
TURN             :rem 159
1000 PRINT"TRUNCATED AT ENDING
ADDRESS":RETURN  :rem 166
1010 AH=INT(A/256):AL=A-(AH*25
6):POKE193,AL:POKE194,AH
          :rem 95
1020 AH=INT(B/256):AL=B-(AH*25
6):POKE174,AL:POKE175,AH:
RETURN          :rem 122
1030 IF AD<SA OR AD>EA THEN105
0          :rem 135
1040 IF(AD>511 AND AD<40960)OR
(AD>49151 AND AD<53248)TH
EN GOSUB1080:F=0:RETURN
          :rem 104
1050 GOSUB1060:PRINT"[RVS] INV
ALID ADDRESS {DOWN}{BLK}"
:F=1:RETURN      :rem 224
1060 POKE SD+5,31:POKE SD+6,20
8:POKE SD,240:POKE SD+1,4
:POKE SD+4,33   :rem 19
1070 FOR S=1 TO 100:NEXT:GOTO1
090          :rem 90
1080 POKE SD+5,8:POKE SD+6,240
:POKE SD,0:POKE SD+1,90:P
OKE SD+4,17     :rem 182
1090 FOR S=1 TO 100:NEXT:POKE
[SPACE]SD+4,0:POKE SD,0:P
OKE SD+1,0:RETURN :rem 8

```

Program 2: MLX For Apple

Version by Tim Victor, Editorial Programmer

```

100 N = 9: HOME : NORMAL : PRIN
T "APPLE MLX": POKE 34,2: O
NERR GOTO 610
110 VTAB 1: HTAB 20: PRINT "STA
RT ADDRESS";: GOSUB 530: IF
A = 0 THEN PRINT CHR$ (7
): GOTO 110
120 S = A
130 VTAB 2: HTAB 20: PRINT "END
ADDRESS ";: GOSUB 530: IF
S > = A OR A = 0 THEN PR
INT CHR$ (7): GOTO 130
140 E = A
150 PRINT : PRINT "CHOOSE:(E)NT
ER DATA";: HTAB 22: PRINT "
(D)ISPLAY DATA";: HTAB 8: PR
INT "(L)OAD FILE (S)AVE FI

```

```

LE (Q)UIT": PRINT
160 GET A$: FOR I = 1 TO 5: IF
A$ < > MID$ ("EDLSO",I,1) T
HEN NEXT : GOTO 160
170 ON I GOTO 270,220,180,200:
POKE 34,0: END
180 INPUT "FILENAME: ";A$: IF A
$ < > "" THEN PRINT CHR$
(4);"BLOAD";A$;","A";S
190 GOTO 150
200 INPUT "FILENAME: ";A$: IF A
$ < > "" THEN PRINT CHR$
(4);"BSAVE";A$;","A";S;","L"
;E - S
210 GOTO 150
220 GOSUB 590: IF B = 0 THEN 15
0
230 FOR B = B TO E STEP 8:L = 4
:A = B: GOSUB 580: PRINT A$
;": ";L = 2
240 FOR F = 0 TO 7:V(F + 1) = P
EEK (B + F): NEXT : GOSUB 5
60:V(9) = C
250 FOR F = 1 TO N:A = V(F): GO
SUB 580: PRINT A$ " ";: NEXT
: PRINT : IF PEEK (49152)
< 128 THEN NEXT
260 POKE 49168,0: GOTO 150
270 GOSUB 590: IF B = 0 THEN 15
0
280 FOR B = B TO E STEP 8
290 HTAB 1:A = B:L = 4: GOSUB 5
80: PRINT A$;": ";: CALL 64
668:A$ = "":P = 0: GOSUB 33
0: IF L = 0 THEN 150
300 GOSUB 470: IF F < > N THEN
PRINT CHR$ (7);: GOTO 290
310 IF N = 9 THEN GOSUB 560: IF
C < > V(9) THEN PRINT CHR$
(7);: GOTO 290
320 FOR F = 1 TO 8: POKE B + F
- 1,V(F): NEXT : PRINT : NE
XT : GOTO 150
330 IF LEN (A$) = 33 THEN A$ =
0$:P = 0: PRINT CHR$ (7);
340 L = LEN (A$):0$ = A$:D = P:
L$ = "": IF P > 0 THEN L$ =
LEFT$ (A$,P)
350 R$ = "": IF P < L - 1 THEN
R$ = RIGHT$ (A$,L - P - 1)
360 HTAB 7: PRINT L$: FLASH :
IF P < L THEN PRINT MID$ (A
$,P + 1,1);: NORMAL : PRINT
R$:
370 PRINT " ";: NORMAL
380 K = PEEK (49152): IF K < 12
8 THEN 380
390 POKE 49168,0:K = K - 128
400 IF K = 13 THEN HTAB 7: PRIN
T A$;" ";: RETURN
410 IF K = 32 OR K > 47 AND K <
58 OR K > 64 AND K < 71 TH
EN A$ = L$ + CHR$ (K) + R$:
P = P + 1
420 IF K = 4 THEN A$ = L$ + R$
430 IF K = 9 THEN A$ = L$ + " "
+ MID$ (A$,P + 1,1) + R$
440 IF K = 8 THEN P = P - (P >
0)
450 IF K = 21 THEN P = P + (P <
L)
460 GOTO 330
470 F = 1:D = 0: FOR P = 1 TO L
EN (A$):C$ = MID$ (A$,P,1):
IF F > N AND C$ < > " " TH
EN RETURN
480 IF C$ < > " " THEN GOSUB 5
20:V(F) = J + 16 * (D = 1)
* V(F):D = D + 1
490 IF D > 0 AND C$ = " " OR D
= 2 THEN D = 0:F = F + 1
500 NEXT : IF D = 0 THEN F = F
- 1

```

```


510 RETURN
520 J = ASC (C$):J = J - 48 - 7
* (J > 64): RETURN
530 A = 0: INPUT A$:A$ = LEFT$
(A$,4): IF LEN (A$) = 0 THE
N RETURN
540 FOR P = 1 TO LEN (A$):C$ =
MID$ (A$,P,1): IF C$ < "0"
OR C$ > "9" AND C$ < "A" OR
C$ > "Z" THEN A = 0: RETUR
N
550 GOSUB 520:A = A * 16 + J: N
EXT : RETURN
560 C = INT (B / 256):C = B - 2
54 * C - 255 * (C > 127):C
= C - 255 * (C > 255)
570 FOR F = 1 TO 8:C = C * 2 -
255 * (C > 127) + V(F):C =
C - 255 * (C > 255): NEXT :
RETURN
580 I = FRE (0):A$ = "": FOR I
= 1 TO L:T = INT (A / 16):
A$ = MID$ ("0123456789ABCD
EF",A - 16 * T + 1,1) + A$:
A = T: NEXT : RETURN
590 PRINT "FROM ADDRESS ";: GOS
UB 530: IF S > A OR E < A O
R A = 0 THEN B = 0: RETURN
600 B = S + B * INT ((A - S) /
8): RETURN
610 PRINT "DISK ERROR": GOTO 15
0

```

©

DIGITAL SOUND SAMPLING

NOW FOR YOUR COMMODORE 64/128



COMPLETE
SAMPLER 64
SYSTEM

ONLY
\$89.95

READY TO USE
INCLUDES
MICROPHONE

Record any sound into memory and replay it instantly over several octaves, ascending or descending scale, echo, reverb, endless looping, etc. Many professional and instructional uses and fun for hobbyists

- Sample editing capabilities
- Full 8 bit ADC and DAC conversion
- Powerful sequencer with real time input
- Live effects menu with real time echo, reverb, digital delay, etc
- Line and Mic input, line output and feedback control

DIGITAL DRUM BONUS!

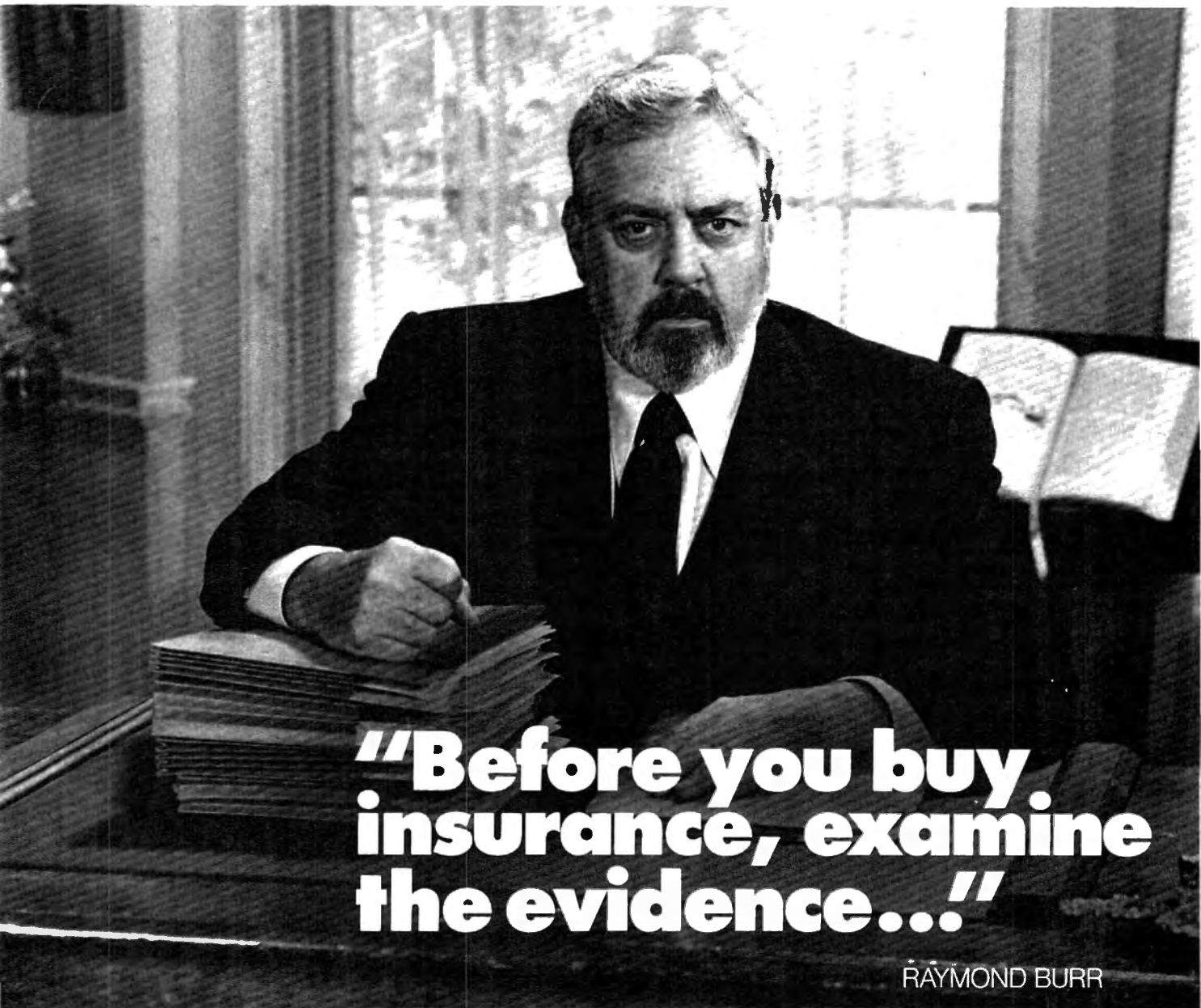
Get the COM-DRUM Digital Drum Software for only \$14.95 (Reg \$29.95) when purchased with the Sampler 64

- Turns Sampler 64 into a digital drum machine
- Real time and step sequencer
- Polyphonic sound
- Includes Digitally Recorded Drumkit Samples and pre-programmed rhythms to get you started

SEND CHECK OR MONEY ORDER TODAY TO:

MICRO ARTS PRODUCTS
P.O. Box 2522, Dept. CG
Philadelphia, PA 19147
(215) 336-1199

Include \$3.50 shipping and handling PA residents add 6% sales tax Visa and Master Card Accepted



"Before you buy insurance, examine the evidence..."

RAYMOND BURR

Here's why... An agent who works for one company can only offer you the policies that his company sells. An Independent Insurance Agent represents several companies. So your Independent Agent can help you select the right coverage at the right price because there are more policies from which to choose. The evidence is clear.



THE MORE-THAN-ONE-COMPANY INSURANCE AGENT.

You'll find the Independent Insurance Agent nearest you in the Yellow Pages

Microsoft Write For ST

Atari Corporation has announced an agreement with Microsoft to offer *Microsoft Write* for the Atari 520ST and 1040ST computers. *Microsoft Write* is based on the Macintosh version of the bestselling *Microsoft Word* word processing program. It takes advantage of the powerful monochrome and color graphics capabilities of the ST computers.

The agreement gives Atari the rights to sell, market, and distribute *Microsoft Write* worldwide.

Atari, 1196 Borregas Ave., Sunnyvale, CA 94086.

Circle Reader Service Number 198.

Eight-Bit Atari World War II Simulation

Rommel: Battles for Tobruk covers four crucial WWII tank battles between the German Afrika Korps and the British 8th Army. This detailed, historically accurate game covers every aspect of the desert war, including individual men, guns, and tanks, as well as minefields, morale, fatigue, supply, air power, and intelligence. A 32-page historical notes booklet is included. After resolving both players' moves simultaneously, *Rommel* displays a strategic map showing a "movie" of everything that happened in the turn.

Rommel can be played against the computer or another human opponent—even by mail or modem. For the Atari eight-bit line, it retails for \$40.

Game Designers Workshop, P.O. Box 1646, Bloomington, IL 61702-1646.

Circle Reader Service Number 199.

Brøderbund Educational Program Available For Commodore

Brøderbund has announced that *Where in the World Is Carmen Sandiego?* is now available for the Commodore 64. It's a mystery game in which players track Carmen and her infamous gang of thieves around the world to recover stolen treasures. Players use *The World Almanac* to decipher clues as they chase the thief from continent to continent. The program helps players learn world geography and reference skills in

an exciting and challenging game setting.

The Commodore 64 version retails for \$34.95.

Brøderbund Software, 17 Paul Dr., San Rafael, CA 94903-2101.

Circle Reader Service Number 200.

Talking Educational Software For Amiga

Speller Bee and *KidTalk* are the first titles in the Talking Notebook Series, a line of talking educational software from First Byte. Each program offers self-contained, unlimited text-to-speech capabilities, using First Byte's *SmoothTalker* speech technology.

Speller Bee improves children's spelling skills by providing them with practice routines, a variety of challenging games, and simulated test situations. The program helps preschool children improve their word recognition skills, and helps students from first grade through junior high levels increase their vocabulary by allowing them to enter their own spelling lists from school. *Speller Bee* is self-paced, making it especially attractive for students who have difficulties in learning, or who need extra spelling practice at home.

KidTalk is a talking word processor that helps children improve their reading and writing skills and guides them in communicating their ideas more effectively. Children learn the relationship between the sight and sound of individual letters, the relationship of letters to words, and that of words to sentences. Like *Speller Bee*, it contains graphics that help make learning more fun. *KidTalk* is also beneficial to young children who don't yet read because it provides them with a way to hear and recognize letters and words.

Each program retails for \$59.95.

First Byte, 2845 Temple Ave., Long Beach, CA 90806.

Circle Reader Service Number 201.

Apple, TI Spelling Practice

Students can practice their spelling skills at home or in school with *Spellbound*, a Robinsoft program from Roberts Information Systems. This educational program for the Apple II

series, Commodore 64, and TI-99/4A displays words from a list one at a time and waits for the student to type in the correct spelling underneath. Teachers and parents can enter any word list and save it to disk or tape.

Challenge levels make the spelling words disappear from the screen at faster rates so the student learns to spell from memory. Any misspelled words are recalled when the list is completed, and repeated until spelled correctly. When the student successfully spells the whole list, *Spellbound* scrambles the letters of each word and challenges the student to randomly unscramble them for learning reinforcement.

Spellbound keeps a record of successful attempts by each student.

Spellbound is not copy-protected. The Apple II-series version requires Applesoft BASIC, and the TI-99/4A version requires Extended BASIC.

Spellbound is available for \$14.95. Schools may buy a site license for an additional \$10.00.

Roberts Information Systems, 152 W. 4th, P.O. Box 666, Prineville, OR 97754.

Circle Reader Service Number 202.

New Stickybear Apple Software

Weekly Reader Software has announced four new Stickybear software packages to help youngsters develop reading, math, drawing, and music skills.

Children ages seven and up can be introduced to drawing with *Stickybear Drawing*, a menu-driven program that lets you use freehand DRAW, CIRCLE, BOX, LINES, BRUSHES, and COLORS features to create original pictures. You can erase portions of the picture or use the zoom feature to adjust individual pixels. All pictures can be saved to disk and printed out.

Stickybear Music teaches the fundamentals of music notation and composition to children seven and up. This program lets you compose a piece of music, play it, modify it, and save it to disk for future replay. With a printer, you can print out the composition and see the notes. There's also a music editing system and a selected group of tunes already on the disk.

Teachers or parents can select from over 150 word problems in *Math Word Problems* to drill students ages eight and up in addition, subtraction, multiplication, and division. Plus, you can create your own word problems to suit individual needs. This program allows you to record and print out report sheets for up to 50 students, screen the calculator option, and print out problems for test master sheets.

More than 30 stories are stored on the *Stickybear Reading Comprehension* disk for 8- to 11-year-olds. Each story is followed by reading comprehension questions that automatically adjust to the user's skill level. You can also enter your own stories and questions. All the stories on the disk have been approved by Weekly Reader editors and can be printed out.

Stickybear Drawing, Stickybear Music, Math Word Problems, and Stickybear Reading Comprehension all work on the Apple II, II+, IIe, and IIc with 48K memory and DOS 3.3 or higher. Each package includes a disk, user's guide, poster, and Stickybear stickers.

The suggested retail price for each of the packages is \$39.95.

Weekly Reader Family Software, 245 Long Hill Rd., Middletown, CT 06457. Circle Reader Service Number 203.

More ST Software From Michtron

Michtron, one of the first companies to release software for the Atari ST, has introduced several new products.

Cornerman is a desk accessory offering features similar to those in Borland's *Sidekick*, plus a few additional ones. Features include a 16-digit calculator with binary, octal, decimal, and hexadecimal modes, scientific function, display formatting, and a printing tape display; a notepad with automatic word-wrap and automatic time and date stamping for every note you write; a telephone log and dialer; a print function; DOS window for instant access to other programs; and a setup function to customize the display. It retails for \$49.95.

The Animator lets you take images from a drawing or painting program and bring them to life through animation. After having created the images you want to use, you design a short movie by selecting which frames to show and when and how long to show them. It retails for \$39.95.

Mighty Mail contains an easy-to-use database manager that lets users store in each entry a personal name, a company name, two address lines, city, state, zip code, and a telephone number. There are 16 user-definable flags to

mark customer types or mailings. *Mighty Mail* then lets the user print mailing labels or generate reports, using the program's search function. It retails for \$49.95.

Michtron, 576 S. Telegraph, Pontiac, MI 48053.

Circle Reader Service Number 204.

Do You Have Tass?

Gramps has disappeared to Tonetown, a bizarre place full of snousers, doods, and tass cits. You have to find Gramps and get tass, because if you don't have tass, you'll be labeled a stupid tourist and booted out of Tonetown. Chaz, the keeper of the 'Tique, can help you up your tass level and improve your mental and physical health. But you have to watch out for Franklin Snarl, the green-scaled, furry, and fanged villain.

Tass Times in Tonetown from Activision combines action and animation into an interactive-fiction adventure game.

Tass Times in Tonetown is available for the Commodore 64/128 for \$34.95, for the Apple II series and IBM PC/PCjr for \$39.95, and for the Amiga and Macintosh for \$44.95.

Activision, 2350 Bayshore Frontage Rd., Mountain View, CA 94043.

Circle Reader Service Number 205. ©

DISK SALE!

PREMIUM QUALITY LIFETIME WARRANTY!

Guaranteed 100% error free, money-back satisfaction. From 29¢ per disk. Buy by the box or by the 5000's. We can't print the maker, but you'll recognize them as among the highest quality premium diskettes made! Order BULK (500's) for no charge or flat. BULK IN TENS (D-50) or BULK IN 25's (1-pak) with label, sleeve, box, and tabs. Order D-pak. Add 2¢ per disk to boxed prices.

	100	500	1K	5K	25	100	500	1K
For the Apple II - IIc #UDA	37c	35c	33c	29c	49c	44c	42c	40c
SS/DD for single side computers #UD1	39c	37c	35c	33c	52c	46c	44c	42c
DS/DD for IBM PC and compatibles #UD2	41c	38c	37c	35c	54c	48c	46c	44c
DS/H Density for IBM AT #UAT	1.75	1.71	1.68	1.65	1.90	1.83	1.79	1.76
3 1/2" single side for Mac #UD3	1.49	1.44	1.41	1.39	1.59	1.49	1.44	1.41
3 1/2" double side for Mac & Amiga #UD6	1.95	1.91	1.88	1.84	1.99	1.95	1.91	1.88
5 1/4" SLEEVES 24# white wove #SLV	4c	35c	3c	27c	SPECIFY SIZE 1 1/2" x 9" WITH ORDERING DISKS!			
5 1/4" SLEEVES white Tyvek #TVK	6c	5c	45c	4c				

INCREDIBLE PRICES ON ACCESSORIES!

- LIBRARY DISK STORAGE CABLE, clear plastic #10 89¢/ft. 10 for \$9.50
- FLIP-TOP DISK TILES, 5000 70 disks, embossed plastic #70 \$4.99
- UNI-NOTCH DISKETTE NOTCHER, accesses 2nd side of disk #N1 \$7.77
- COMPUTER MAILING LABELS, via S Store & ESTABLISH \$19 box of 5000
- HEAD CLEANER KIT, 1 cleaner disk & solvent, 15 uses! #RCR \$4.95
- DISK GENDER CHANGERS, all sizes w/rot, choose M or F (#RMC) \$7.77
- RIBBONS FOR QWERTY 80 81 82 83A 83A 83A 93 93 #PR180 \$2.15ea 12 \$23.85

HOW TO ORDER: Pay by MC-Visa-Amex-COD, or send check with order. Min order \$20, add \$3 for UPS shipping - \$2 if COD (no extra charge for credit cards). We can ship open account to schools, min school purchase order \$100. FOB Unifack. All orders must include daytime phone and STREET address. MONEY BACK 30-DAY SATISFACTION GUARANTEE! SEND FOR FREE CATALOG LISTING 100'S OF COMPUTER BARGAINS!

20-U HURLEY STREET
CAMBRIDGE, MA 02141-2176
IN MASS (617) UNITECH™

(800)343-0472

PROFESSIONAL HANDICAPPING SYSTEMS

PRESENTED BY PROFESSOR JONES

GLD. Thoroughbred "Gold" Edition™

A full featured thoroughbred analysis designed for the professional and the serious novice \$159.95 complete

EGLD. Enhanced "Gold" Edition™

Gold Edition with complete Master Bettor™ system integrated onto the same disk. This powerful program will transfer all horses and scores to the bet analysis with a single keystroke (Master Bettor™ included) \$199.95 complete

GLTD. Limited "Gold"™

Enables Professional Handicappers to assign specific values to the racing variables they feel are important. Create program weight based on a particular track and fine tune it for maximum win percentage. This program is designed for ease of use. The user needs no programming experience. (contains Integrated Bettor™) \$299.95 complete

GD. Gold Dog Analysis™ \$149.95
The OWL professional greyhound analysis w/integrated Bettor \$199.95
available that evaluates ALL variables Limited Version \$299.95

MHH. Master Harness Handicapper™

Professional software designed to provide a thorough analysis of all trotter and pacer races in the United States and Canada complete \$159.95 w/integrated Bettor \$199.95 Limited \$299.95

Professor Pix Football™

Complete STATISTICAL ANALYSIS on Data Base allowing Designated previous games to be evaluated Statistical Series \$99.95 w/Wm Loss Power Ratings \$149.95

NBA. Basketball™

NBA \$99.95 w/college \$129.95 w/power ratings \$149.95

LOT. Lottery Analysis™

Statistical comparison program designed to detect subtle patterns in winning numbers and digits Lottery (3-4 digit) \$79.95 w/Lotto (Max 99 Digit) \$99.95

PC-3 Portable Computer (4k) w/choice of Thoroughbred Greyhound or Trotter™ \$249.95 (includes portable computer & program)

M-100 Portable (32k) w/choice of Thoroughbred Greyhound or Trotter and Master Bettor™ \$649.95 (includes portable computer and program)

FREE CATALOG!

★★★★★
"Your BEST BET in handicapping software..."

Reviewed by: Whole Earth Software Guide Corona Data Systems

Prof. Jones
1940 W. State
Boise, ID 83702

VISA MasterCard
AMEX

48 HR. FREE SHIPPING

CALL
(208) 342-6939

TERMS: Free shipping all software. Add \$6.00 hardware: \$6.00 C O D - UPS Blue \$6.00 Out of Country \$9.00/ID Residents 4-3 weeks personal checks/Cash price only add 2% Visa MC AMEX Prices subject to change

THE LOWEST
PRICES

THE BEST
SERVICE

ELECTRONIC ONE*


PHONE
LINES
OPEN

10-6 E.S.T.
M-F

CALL (614) 864-9994 • P.O. Box 13428 • COLUMBUS, OHIO 43213

COMMODORE HARDWARE

C128 COMPUTER	249.99
C64 COMPUTER	139.99
64C COMPUTER	189.99
1541 DISK DRIVE	179.99
1571 DISK DRIVE	229.99
1702 MONITOR	179.99
1902A RGB MONITOR	269.99
MPS 1000 PRINTER	239.99
1350 MOUSE	39.99



PRINTERS

STAR NX10	239.99
STAR POWERTYPE	279.99
EPSON LX80	229.99
PANASONIC 1080	199.99
PANASONIC 1091	229.99
SEIKOSHA SP 1000VC	179.99
COMREX	69.99
PANASONIC 3131	249.99
STAR SG15	359.99
STAR SD10	309.99
STAR SD-15	429.99
STAR SR-10	459.99
STAR SR-15	559.99

MISC. HARDWARE

G WIZ INTERFACE	46.99
CARDCO G INTERFACE	39.99
TYMAC INTERFACE	49.99
PPI INTERFACE	32.99
XETEC JR.	39.99
XETEC SR. (8k BUF)	56.99
MICRO R&D INTERFACE	29.99
STAR INTERFACE	29.99
MODEMS	
MESSENGER	39.99
TOTAL TELECOMMUNICATION	29.99
COMM. 1200 BAUD MODEM	149.99

MORE . . .

CARTRIDGE PORT CONVERTER	17.99
128k RAM UPGRADE FOR 128	114.99
XL80 80 COLUMNS BOARD	34.99
X10 COMPUTER INTERFACE	
CABLE, SOFTWARE FOR	
CONTROLLING LIGHTS	49.99
BSR SYSTEM X10	29.99
LAMP, APPLIANCE MODULE	14.99ea.
CARDCO CASS. RECORDER	24.99
MONITORS	
14" THOMPSON COLOR	129.99
13" SAKATA COLOR	139.99
13" GOLDSTAR COLOR	129.99
14" HITACHI COLOR	169.99
14" COMM. 1702	179.99
14" TEKNIKA COLOR	149.99
12" MAGNOVIX AMBER	79.99

SOFTWARE

KARATEKA	19.99
MUSIC SHOP	25.99
PRINT SHOP	27.99
PRINT SHOP	
COMPANION	24.99
PRINT SHOP LIB.	15.99
ACROJET	19.99
F-15	22.99
SILENT SERVICE	22.99
KENNEDY APPROACH	22.99
LEADER BOARD	24.99
BARO STALE	CALL
CARRIER AT WAR	FOR
EUROPE ABLAZA	NEW
HEART OF AFRICA	LOWER
MOVIE MAKER	PRICES
SKY FOX	
PINBALL SET	
RACING SET	
SUPER BOWL SUNDAY	19.99
BALLYHOO	22.99
HITCH HIKER	22.99
SPELL BREAKER	26.99
ALTER EGO	26.99
COUNTDOWN	19.99
ROAD RACE	19.99
GAME MAKER	24.99
HACKER	19.99
COMPUTER PEOPLE	19.99
SPACE SHUTTLE	19.99
SUBLOGIC FOOTBALL	26.99
BOB & WRESTLE	18.99
INFILTRATOR	18.99
DAM BUSTERS	18.99
FLIGHT NIGHT	18.99
HARD BALL	18.99
FLIGHT SIM II	29.99
JET	26.99
MICRO LEAG. BASEBALL	24.99
STAR BASEBALL	19.99
STAR FOOTBALL	19.99

UTILITY SOFTWARE

PAPER BACK FILER 128	29.99
PAPER BACK FILER 64	24.99
PAPER BACK PLANNER 128	29.99
PAPER BACK PLANNER 64	24.99
PAPER BACK WRITER 128	29.99
PAPER BACK WRITER 64	24.99
SUPERBASE 128	54.99
SUPERBASE 64	44.99
SUPERSCRIP 128	46.99
SUPERSCRIP 64	46.99
DATA MANAGER 128	39.99
SWIFT CALL 128	39.99
WORD WRITER 128	39.99
CONSULTANT	39.99
PAPERCLIP	36.99
PAPERCLIP/SPELL	47.99
NEWSROOM	29.99
FAST LOAD	24.99
MULTIPLAN 128	39.99
PROG. TOOL KIT	24.99
MACH 5	22.99
MACH 128	29.99
MICRO FILER	17.99
SYN CALC	29.99
HOME PAK	39.99
PRINT MASTER	29.99
JANE	34.99
INTRACOURSE	59.99
BASIC 128	54.99
MUSIC STUDIO	26.99
SUPER PASCAL	49.99

CLOSEOUT SOFTWARE

BREAKDANCE	7.99
ALF COLOR CAVES	3.99
TURTLE TOYLAND	2.99
STORY MACHINE	3.99
COSMIC LIFE	3.99
JUKE BOX	3.99
DELTA DRAWING	3.99
FACE MAKER	3.99
UP FOR GRABS	3.99
GHOSTBUSTERS	7.99
SAMMY LIGHTFOOT	7.99
MISSING LINKS	2.99
THE FACTORY	1.99
SPARE CHANGE	2.99
MUTANT CAMELS	1.99
LEARNING LEEPER	4.99
WIZARD PRINCESS	7.99
JAWBREAKER	4.99
BEAM RIDER	4.99
TYPE ATTACK	6.99
SPACE RESCUE	3.99
JUNO FIRST	3.99
MR ROBOT	4.99
BC QUEST	6.99
GORTEC (CASS)	1.99
DANCE FANTASY	4.99
LOGIC LEVELS	4.99
SEA HORSE	4.99
WORD GAME	4.99
TRAINS	4.99
AEROBICS	4.99
GYRUSS	6.99
GENESIS	4.99

ELECTRONIC ONE

CALL (614) 864-9994 OR WRITE

P.O. BOX 13428 COLUMBUS, OHIO 43213

AMIGA SOFTWARE CALL FOR CATALOG

DUST COVERS

5 99 EACH

RIBBONS

STAR SG 10	3 99	COMM 803	8 99
STAR NX 10	8 99	COMM 801	8 99
PRO WRITER	8 99	COMM MPS 1000	8 99
LX 80	8 99	COMM 1526/802	8 99
STAR POWERTYPE	8 99	PANASONIC 1091	8 99

DISKETTES

SONY 5 1/4" S/S D/D	7 99
BASF 5 1/4" S/S D/D	7 99
PERCISION 5 1/4" S/S D/D	7 99
BONUS 5 1/4" D/S D/D	7 99
CENTECK COLOR S/S D/D	7 99
NASHUA 3 1/2" S/D	19 99
VERBATIM 3 1/2" S/D	19 99
DISK NOTCHER	2 99
FLIP & FILE (50)	6 99

JOYSTICKS

ATARI	6 99
THE BOSS	11 99
THE BAT	16 99
3WAY	19 99
KRAFT	9 99
SPECTRO VIDEO 1	4 99
SPECTRO VIDEO 2	7 99
PADDLES	12 99

**WE CARRY SOFTWARE
FOR ATARI 2600-7800
8 BIT & ATARI ST. . . .**

INTELLIVISION — TEXAS INSTRUMENTS

HOW TO ORDER: CASHIER CHECK, MONEY ORDER, MASTERCARD* OR VISA* (ADD 4% FOR CHARGE CARDS) NO PERSONAL CHECKS NO C.O.D.'S SHIPPED U.P.S. . . . ALL PRICES SUBJECT TO CHANGE WITHOUT NOTICE.
SHIPPING: ADD \$3.00 ON ALL ORDERS UNDER \$100.00 . . . ADD \$5.00 ON ALL ORDERS OVER \$100.00. ACTUAL FREIGHT CHARGED ON MULTIPLE ORDERS.
INTERNATIONAL: ACTUAL FREIGHT CHARGED ON ALL ORDERS OUTSIDE THE CONTINENTAL UNITED STATES INCLUDING A.P.O.
POLICIES: NO RETURNS WITHOUT A RETURN AUTHORIZATION . . . NO RETURNS UNLESS DEFECTIVE ALL DEFECTIVES WILL BE EXCHANGED NO EXCEPTIONS PLEASE SPECIFY . . .

CALL OR WRITE FOR FREE CATALOG

CALL ELECTRONIC ONE (614) 864-9994

P.O. BOX 13428 COLUMBUS, OHIO 43213

THE AMAZING VOICE MASTER

SPEECH SYNTHESIS—VOICE RECOGNITION
plus a whole lot more!



Your computer can talk in your own voice. Not a synthesizer but a true digitizer that records your natural voice quality—and in any language or accent. Words and phrases can be expanded without limit from disk. Speech Editor program alters or improves sounds.

And it will understand what you say. A real word recognizer for groups of 32 words or phrases with unlimited expansion from disk memory. Speech playback and word recognition can work together. Have a two way conversation with your computer!

Easy for the beginning programmer with new BASIC commands. Machine language programs and memory locations for the more experienced software author.

Exciting Music Bonus lets you hum or whistle to write and perform. Notes literally scroll by as you hum! Your composition can be edited, saved, and printed out. You don't have to know one note from another in order to write and compose!

Based upon new technologies invented by COVOX. One low price buys you the complete system. Includes a host of sample programs! In addition, you will receive periodic information about speech technology, applications, new products, up-dates, and user contributions. You will never find a better value for your computer.

ONLY \$89.95 includes all hardware and software.



Available from your dealer or by mail. When ordering by mail add \$4.00 shipping and handling (\$10.00 foreign, \$6.00 Canada).

The Voice Master is available for the Commodore 64, 128, Apple IIc, IIe, II+, and Atari 800, 800XL, 130XE. Specify model when ordering. Apple II+ (with 64K) owners must have joystick adapter. Available from Covox at only \$9.95.

Apple IIe and II+ owners: Enhance speech quality and music capabilities with optional Sound Master hardware card. Installs in slot 4 or 5. Available separately for \$39.95 with demo software, or order with Voice Master for only \$119.95 (saves \$10 when ordered together).

DEMO SPEECH DISK AVAILABLE New! An introduction to Covox speech. The \$5 disk gives several general vocabularies that you can use in any of your own programs. Sample programs include a talking keyboard, calculator, clock, and more. English, French and German selections. Samples of level 1 and 2 speech editing. 28 page booklet included. Price is \$5 including postage (\$7 outside North America). Check, money order, or cash only. SPECIFY COMPUTER BRAND.

For telephone demo, additional information, or prompt service for credit card orders (except \$5 talking disk).

 **CALL (503) 342-1271** 

Call or write today for complete product information.



COVOX INC.

675-D Conger Street, Eugene, OR 97402
Telex 706017 (AV ALARM UD)

(503) 342-1271

Pigskin Predictions! Pro Handicapper

Tired of wrestling with Sunday point spreads? Let your IBM PC or Commodore 64/128 do it for you! Pigskin Predictions, the best-selling NFL handicapper, takes the hassle out of rating National Football League games. Forget about obscure, meaningless statistics. Just spend a few minutes typing in each week's scores and let our point spread software go to work. Here's what Pigskin Predictions has to offer:



- Predicts point spreads for all games--for the current week and the remainder of the season.

- Calculates projected won-lost records for all weeks.

- Menu-driven selection of schedules, ratings, division races, predictions or results by team or week. Seven different reports to screen or printer!

- Maintains home field advantage and power ratings for all NFL teams.

- 1986 Schedule data file included free. Yearly updates available.

Pigskin Predictions is only \$39.95 on disk. Versions available for all Commodore 64/128 and IBM/Compatible computers. Get your copy now and be ready for the season!



The Handicapper

Use your computer to improve your performance at the track! Separate programs for **Thoroughbreds**, **harness** horses and **greyhounds** rank the horses or dogs in each race quickly and easily, even if you've never handicapped before!

All the information you need is readily available in the thoroughbred Racing Form, harness or dog track program. We even provide a chart showing you exactly where to get the information you need! Our software puts the savvy of a veteran handicapper at your fingertips. Our complete instructions and wagering guide tell you how to bet, which races to bet and which ones to avoid—one of the real secrets of winning at the track!

Thoroughbred factors include speed, distance, past performance, weight, class, jockey's record, beaten favorite and post position. **Harness factors** include speed, post position, driver's record, breaking tendencies, class, parked-out signs and beaten favorite. **Greyhound factors** include speed, past performance, maneuvering ability, favorite box, class, kennel record, beaten favorite and breaking ability.

Thoroughbred, harness and greyhound programs are sold separately. **IBM/Compatible** and **Apple II** versions are \$49.95 each, any two for \$74.95, all three \$99.95. **Commodore 64/128** and **Tandy Color Computer** versions are \$39.95 each on tape or disk. Any two for \$59.95, all three \$79.95.



Federal Hill Software
8134 Scotts Level Rd.
Baltimore, MD 21208



Orders 800-628-2828 Ext. 850
Information 301-521-4886

ATARI 130XE

ATARI 130XE Super Computer Package
130XE Computer 1027 Printer
1050 Disk Drive Atariwriter +
Call for individual & super package price
SUPRA 1150 Printer Interface 59.95
Supra 1000E Modem 44.95
Atari XM-301 Modem 39.95

ATARI 130-XE SUPER PRINTER PACKAGES

NX-10 & Supra 1150 299
Panasonic 1091 & Supra 1150 309
Super Printer Packages have no extra shipping charges or credit card surcharges when shipped in Continental USA

ATARI 130XE SOFTWARE

BRODERBUND
Print Shop 28.95
Karateka 20.95
Print Shop
Graph I, II, or III 19.95
Print Shop Comp. 27.95

INFOCOM
See Commodore 64 section for items and prices

ELECTRONIC ARTS
Archon II 24.95
Archon 11.95
Seven Cit. of Gold 24.95
Skyfox 11.95
Pinball Const 11.95
One on One 11.95
Super Boulder Dash 11.95
Chessmaster 2000 27.95
Racing Destruction 11.95
Ultima III 34.95
T-down Football 11.95
Mule 11.95
Music Construction 11.95

MICROPROSE
Silent Service 23.95
Gunship 23.95
Acrojet 23.95
F-15 Strike Eagle 23.95
Kennedy Approach 23.95
Conflict/Vietnam 27.95

SSI
See Commodore 64 section for items and prices

ATARI ST

Atari 1040ST-RGB System Call
Atari 1040ST-Monochrome System Call
Atari 520ST-RGB System Call
Atari 520ST-Monochrome System Call
SF314DS/DD Disk Drive 209
We warranty all ST computers purchased from ComputAbility for ninety days.

MISCELLANEOUS ST

Kings Quest II 33.95
ST Talk 17.95
Typesetter ST 24.95
Word Invaders 24.95
Mean 18 Golf 29.95
Financial Cookbook 34.95
Brattacus 33.95
Michton Utilities 39.95
Black Cauldron 27.95
Primlaster ST 24.95
PC Intercom 89.95
Final Word 94.95
Sundog 24.95
Flipside 27.95
Spools 27.95
VIP Professional Call
Ultima II 39.95
Perry Mason 33.95
Degas 27.95
Farenheit 451 33.95
Personal Pascal 49.95
Art Gallery I 19.95
Compbridge 19.95
Major Motion 27.95
Pawn 29.95
DFT 34.95
Universe II 49.95
Rubber Stamp 24.95
Kissed 34.95
Cards 27.95
Rouge 27.95
Masterype 27.95
Easy Record 54.95
Swiftcalc ST 59.95
Data Manager ST 59.95
Little Comp People 34.95
Philon Call
Strip Poker 27.95
Time Link 34.95
I.S. Talk 52.95
Thunder 27.95
Paintworks 49.95
Super Huey 27.95
Isgur Portfolio Call

Amazon 33.95
DOS Shell 27.95
Kissed 34.95
9 Princess/Amber 33.95
Hacker 29.95
Dragonworld 33.95
Borrowed Time 33.95
Mi-Term 34.95
Regent 2 w/Gem 64.95
Regent Spell 31.95
Regent Base 64.95
Goldrunner 27.95
Time Bandit 27.95
Zoomracks 49.95
Easy Draw 99.95
Mindshadow 33.95
Phantasia 27.95
Hippopotamus Call
Supra Hard Drive Call
Supra 1200 ST Modem 159
QMI 1200 ST Modem 159
PC Board Designer Call
Infocom See IBM
Apsahai Trilogy 27.95
DB Man Call
Small Bus Pkg 84.95
Cornerman 34.95
Winter Games 27.95
Winnie The Pooh 19.95
Silent Service 27.95
Flight Simulator II 34.95
Music Studio 39.95
Phantasia 27.95
1 Megabyte Upgrade 175
Extended Warranty Call
Computer Baseball 27.95
Chessmaster 2000 32.95
DAC Easy 49.95
Hacker II 33.95
Kings Quest III 33.95
Paperclip Elite Call
Leader Board 27.95
Champ Wrestling 27.95
World Games 27.95
TOS on ROM 25.00

AMIGA

Call for Hardware and Add-on Peripherals prices

AMIGA SOFTWARE

Hacker 29.95
Hacker II 34.95
Mindshadow 29.95
Masterype 27.95
VIP Professional 139.95
Analyze 69.95
On-line 49.95
Artic Fox 29.95
Adventure Const 29.95
Deluxe Video Call
Deluxe Paint 69.95
Infocom See IBM
Rouge 27.95
Apsahai Trilogy 27.95
Aegis Draw 134.95
Little Comp People 34.95
Instant Music 34.95
Mean 18 34.95
Leader Board 27.95
Winter Games 27.95

Maxicom 39.95
Maxidesk 49.95
Maxiplan 119.95
One on One 29.95
7 Cities/Gold 28.95
Skyfox 29.95
Marble Madness 34.95
Return/Atlantis 29.95
Archon 29.95
Archon II 29.95
Aegus Animator 99.95
Deluxe Print 69.95
Music Studio 39.95
Borrowed Time 29.95
Financial Cookbook 34.95
Scribble 69.95
Halley's Project 29.95
Speller Bee 39.95
Gizmo 34.95
DB Man 69.95

APPLE

SOFTWARE

BRODERBUND
Print Shop 39.95
Print Shop Graphics I, II or III 17.95
Print Shop Comp. 27.95
Karateka 21.95

ELECTRONIC ARTS
Bard's Tale 29.95
Auto-Duel 34.95
Skyfox 27.95
Lords of Conquest 27.95
Ultima IV 39.95
Moebius 39.95
Amnesia Call

EPYX
Winter Games 24.95
Summer Games II 24.95

INFOCOM
See IBM section for items and prices

MICROPROSE
See Atari 130XE section for items and prices

SIR-TECH
Wizardry/Diam 23.95
Wizardry/Legacy 27.95
Wizardry/Proving 33.95

SSI
See Commodore 64 section for items & prices.

APPLE MISCELLANEOUS
Gammemaker 34.95
Hardball 24.95
Sundog 27.95
Newsroom 39.95
Clip Art Vol I 20.95
Clip Art Vol II 27.95
Gato 27.95
Kung Fu Master 25.95
Karate Champ 25.95
Strip Poker 23.95
Math Blaster 34.95
Fight Night 24.95
Phantasia II 27.95
Rambo 27.95
Amer Challenge 27.95
Crossword Magic 34.95

IBM PC

Corona PC-400 Compatible Call
Corona Portable PC Compatible Call

IBM PC SOFTWARE

BRODERBUND
Print Shop 39.95
Print Shop Graph I 27.95
Bank Street Writer 49.95
Ancient Art of War 29.95

MICROPROSE
F 15 Strike Eagle 23.95
Kennedy Approach 27.95
Acrojet 27.95
Silent Service 27.95

IBM MISCELLANEOUS
Mean 18 34.95
Gato 34.95
Wizardry 39.95
Strip Poker 27.95
Jet 34.95
Newsroom 39.95
Superbowl Sunday 24.95
Home Pak 34.95
Alter Ego 34.95
Hacker 29.95
Borrowed Time 27.95
Isgur Portfolio 164.95
Typing Tutor 34.95

INFOCOM
Deadline 34.95
Starcross 34.95
Zork I 27.95
Zork II or III 29.95
Witness 27.95
Suspended 34.95
Planetfall 27.95
Sorcerer 29.95
Seastalker 27.95
Cutthroats 27.95
Hitciker 27.95
Suspect 29.95
Wisbringer 27.95
Infidel 29.95
Enchanter 27.95
Spellbreaker 34.95
Mind Forever 34.95
Ballyhoo 27.95

SIERRA
King's Quest I 34.95
King's Quest II 34.95
Ultima II 39.95

COMMODORE

COMMODORE 128

C-128 Computer Call
1571 Disk Drive Call
1902 Monitor Call

1670 Modem 139
1350 Mouse 42.95
1750 512K Expander 169

COMMODORE 128 SOFTWARE

Switchcalc w/Side 49.95
Wordwriter * Spell 49.95
Data Manager II 49.95
Fleet System III 54.95
Mach 128 34.95
Superbase 128 69.95
Pocket Writer 128 32.95
Pocket Planner 128 32.95
Basic Compiler 128 44.95
Cobol 128 44.95

Superscript 128 59.95
Perfect Writer 49.95
Sylvia Porter-128 49.95
Perfect Filer 49.95
Vizwrit 128 Call
Vizistar 128 Call
Pocket Filer 128 32.95
Partner 128 49.95
Cad Pak 128 44.95
Super C Compiler 59.95

COMMODORE 64

NEW 64C Computer Call
C-64 Computer Call
1541 Disk Drive Call

1660 Modem 49.95
1670 Modem 139
1702 Monitor Call

COMMODORE 64/128

SUPER PRINTER PKGS.

NX-10 & Xetec Supergraphic 299
Panasonic 1091 & Xetec Supergraphic 309
Legend 1080 & Xetec Supergraphic 269

Super Printer Packages have no added shipping or charge card surcharges when shipped in Continental USA

White Supplies Last
B.I. 80 Column Card 59.95

XETEC Super Graphic 69.95

COMMODORE 64 SOFTWARE

ACCESS
Mach V-Cart 21.95
Leader Board 27.95
Tenth Frame 27.95

SSI
Battle/Antietam 32.95
Panzer Grenadier 24.95
USAAF 37.95
Kamogruppe 37.95
Broadside 24.95
Carrier Force 37.95
Comp Ambush 37.95
Field of Fire 24.95
Gemstone Warrior 21.95
Imp Galatium 24.95
Computer Baseball 24.95
Comp Quarterback 24.95
Wizards Crown 27.95
Gettysburg 39.95
Phantasia 24.95
Mech Brigade 39.95

SSI (NO ATARI)
Rings of Illin 27.95
Phantasia II 27.95
Battle Group 39.95
Roadwar 2000 27.95

EPYX
Winter Games 24.95
Apsahai Trilogy 24.95
Fast Load-Cart 27.95
Vorgal Utility 22.95
Multiplan 44.95
Movie Monster 24.95
World Karate 19.95
Super Cycle 24.95
Champ Wrestling 24.95

INFOCOM
Zork I 24.95
Zork II, or III 27.95
Deadline 29.95
Starcross 29.95
Witness 24.95
Planetfall 24.95
Hitciker 24.95
Enchanter 24.95
Cutthroats 24.95
Sorcerer 24.95
Spellbreaker 29.95
Ballyhoo 27.95
Moonmist 27.95
Leather Goddess 27.95

ELECTRONIC ARTS
Adv Construction 29.95
Mail Order Monster 11.95
Ultima IV 41.95
Bard's Tale 27.95
Lords of Conquest 27.95
Chessmaster 2000 27.95
Ultimate Wizard 24.95
Mind Mirror 24.95
Auto Duel 34.95
Ogre 27.95
Bard's Tale II 27.95
Battle Front 27.95
Robot Rascals 27.95
Heart of Africa 11.95

MICROPROSE
See Atari 130XE section for items & prices.

ABACUS SOFTWARE
Call for Items and Prices

GENERAL HARDWARE



NX-10 Call
SG-15 369
SD-10 339
SD-15 449
SR-10 489
SR-15 Call
NL-10 Call
NL-10C Call

PRINTERS
Panasonic 1091 239
Legend 808 169
Legend 1080 209
Powertype 309
Juki Call
Epson Call
Panasonic 1080 215

PRINTER BUFFERS
Microtazer From 169
U-Buff 16K 79.95
U-Buff 64K 99.95

MODEMS
Volksmodem 1200 189
Prometheus 1200 299
Maxwell 1200 Call
Maxwell 2400 Call
Prometheus 2400 Call

MONITORS
NAP Amber 89.95
Commodore 1702 Call
Goldstar 13" Color 124.95
Teknika RGB Call
Thomson Call
Commodore 1902 289

EST. 1982
ComputAbility

NO SURCHARGE FOR MASTERCARD & VISA

To Order Call Toll Free 800-558-0003 For Technical Info., Order Inquiries, or for Wisc. Orders 414-351-2007

ORDERING INFORMATION: Please specify system. For fast delivery send cashier's check or money order. Personal and company checks allow 14 business days to clear. School PO's welcome. C.O.D. charges are \$3.00 in Continental U.S.A. include \$3.00 for software orders. 4% shipping for hardware, minimum \$4.00. Master Card and Visa orders please include card #, expiration date and signature. WI residents please include 5% sales tax. HI, AK, FPO, APO, Puerto Rico and Canadian orders, please add 5% shipping, minimum \$5.00. All other foreign orders add 15% shipping, minimum \$10.00. All orders shipped outside the Continental U.S.A. are shipped first class insured U.S. mail. If foreign shipping charges exceed the minimum amount, you will be charged the additional amount to get your package to you quickly and safely. All goods are new and include factory warranty. Due to our low prices all sales are final. All defective returns must have a return authorization number. Please call (414) 351-2007 to obtain an R.A.# or your return will not be accepted. Priced and availability subject to change without notice.

PO Box 17882, Milwaukee, WI 53217
ORDER LINES OPEN
Mon-Fri. 11 a.m. - 7 p.m. CST
Sat 12 p.m. - 5 p.m. CST

Classified

SOFTWARE

DISCOUNT SOFTWARE: Amiga/Apple/Atari/C64-128/IBM PC-PCjr/TRS-80/Timex/Sinclair. Free Catalog: WMJ DATA SYSTEMS, 4 Butterfly Dr., Hauppauge, NY 11788

COMMODORE: TRY BEFORE YOU BUY. Best selling games, utilities, educational, + classics and new releases. 100's of titles. Visa/MC. Free brochure. RENT-A-DISC, Frederick Bldg. #345, Huntington, WV 25701 (304) 529-3232

ATARI 8 BIT: FULL FUNCTION BUSINESS DBMS. Any drive(s)/upgrades. GL/AR/AP/Inv/Mail/W/P. 9000 records/disk. MICROMOD, 1635-A Holden Ave., Orlando, FL 32809 (305)857-6014

\$\$ WIN WITH THOROUGHbred HARNESS & Greyhound handicapping software...\$29.95, enhanced...\$49.95. Professional Football handicapping system: \$39.95. For most computers. Free info. Software Exchange, Box 5382 CP, W. Bloomfield, MI 48033. Call: (313) 626-7208

FREE APPLE SOFTWARE

Over 1000 Public Domain Programs on 50 diskettes. \$5 each Plus \$1 for shipping per order. Send \$1 for catalog. Refundable with order.

C&H ENTERPRISES

PO Box 29243, Memphis, TN 38127

Update & Analyze your income and expenses with **INCOME ANALYSIS.** Menus, hardcopies, totals, averages, percentages, summaries, fast-edit, sound & more. A MUST for part-time employees! Atari 48K Disk only \$12.95. DATA LOGIC, Box 52193, Livonia, MI 48152

SELL YOUR PROGRAMS to Software Publishers. Software for the Apple, Atari, Commodore, IBM, TI, TRS-80, Zenith, Osborne, Kaypro, others. Directory \$5.95. I.W., Box 40581, Pas., CA 91104

TI-99/4A QUALITY SOFTWARE for Business, Home and Entertainment ** Bonus Software Offer!!** Send for FREE catalog to MICRO-BIZ HAWAII, BOX 1108, PEARL CITY, HI 96782

IBM PUBLIC DOMAIN SOFTWARE \$3 PER DISK. Send for free list. We have dbases/games/spreadsheets/finance/educational/and more. For home or business. Disks are new DSDD. JDX/C, P.O. Box 1561, Corona, CA 91718

FREE APPLE SOFTWARE

Over 1000 Public Domain Programs on 50 diskettes. \$5 each plus \$1 shipping per order. Send \$1 for catalog (refundable with order)

C&H ENTERPRISES

PO Box 29243, Memphis, TN 38127

TI-99/4A Software/Hardware bargains.

Hard to find items. Huge selection.

Fast service. Free catalog.

D.E.C., Box 690, Hicksville, NY 11801

COMPUTERIZED DAILY JOURNAL. Enter password to record daily activities. IBM-PC & compats. Send \$25 M.O. for prompt delivery. D. Nowell, 2134 W. Main, Houston, TX 77098 Send Self-Addressed Stamped Envlp for info only.

IBM/PC/XT/AT TECHNICAL PROGRAMS.

LINCAD-Linear Circ Anal & Design - \$99.
CALCAD-Logic Circ Anal & Synthesis - \$179.
FFT Spectrum Analyzer - \$99. Add \$3.50 s/h.
OH res add 5.5% tax. Sofcad Electronics, Inc., P.O. Box 21845, Columbus, OH 43221

PRACTICE PSYCHOTHERAPY on your C64 or APPLE. 5 different patients for you to improve your initial interview skills. Realistic and fun as well as educational. \$32.50 for C64 disk, \$42.50 for Apple disk. NY res add 7% tax. Clinical Interviews, Box 69, Willard, NY 14588

DISCOUNT SOFTWARE: Amiga/Apple/Atari/C64-128/IBM PC-PCjr/TRS-80/Timex/Sinclair. Free Catalog: WMJ DATA SYSTEMS, 4 Butterfly Dr., Hauppauge, NY 11788

ATTENTION T.I. 99/4A OWNERS

• Over 1500 Accessories

THE WORLD'S LARGEST COMPUTER ASSISTANCE GROUP

Now serving over 35,000 members worldwide with the best in technical assistance, service, and products for the Texas Instrument 99/4A

To become a member and receive newsletters, catalog, technical assistance and membership package, send \$10.00 for a ONE Year Membership to:

**99/4A National Assist Group
National Headquarters
P.O. Box 290812**

Ft. Lauderdale, Florida 33329

Attention Membership Division

For Information Call (305) 583-0467

HARDWARE

Clone Kits, Modems, Hard Drive Kits, Disk Drives, Diskettes, Printers, Memory & ICs Distributor Pricing to End Users and Dealers. Free Shipping. For Catalog Call 1-800-833-2600, In Ohio (513) 531-8866

MISCELLANEOUS

IBM PCjr REPORT: THE NATIONAL NEWSLETTER. PCjr-specific articles, reviews, Public Domain from across the nation. \$18/yr. PCjr CLUB, POB 95067, Schaumburg, IL 60195

LEARN TO PLAY THE MOST FASCINATING STRATEGY GAME IN THE WORLD.

Easy to learn, but a challenge for any game player. Send \$2.95 + \$1 s/h for 92 page book: "An Introduction to GO". Visa/MC. Moneyback guarantee. FREE catalog of books & games. Ishi Press, 1101 San Antonio Road, Suite #302, Mt. View, CA 94043 (415) 964-7294

Floppy Disk Indestructo Mailing Boxes for shipping or storage! Four sizes! Single disk or five disk mailer in 5 1/4" and 8", 29¢ to 49¢, Discounts for Quantity! Call to order (513) 254-0825

15# Regperf & Grbr 3500 sheets \$23.00.
20# Microperf 2700 sheets \$22.00.
Call for other sizes, weights and perms.
Computer Center (715) 732-4270

COMPUTE! Classified is a low-cost way to tell over 350,000 microcomputer owners about your product or service.

Rates: \$25 per line, minimum of four lines. Any or all of the first line set in capital letters at no charge. Add \$15 per line for boldface words, or \$50 for the entire ad set in boldface (any number of lines.) Inquire about display rates.

Terms: Prepayment is required. Check, money order, American Express, Visa, or MasterCard is accepted. Make checks payable to COMPUTE! Publications.

Form: Ads are subject to publisher's approval and must be either typed or legibly printed. One line equals 40 letters and spaces between words. Please underline words to be set in boldface.

General Information: Advertisers using post office box numbers in their ads must supply permanent address and telephone numbers. Ad will appear in next available issue after receipt.

Closing: 10th of the third month preceding cover date (e.g., June issue closes March 10th). Send order and remittance to: Harry Blair, Classified Manager, COMPUTE!, P.O. Box 5406, Greensboro, NC 27403. To place an ad by phone, call Harry Blair at (919) 275-9809.

Notice: COMPUTE! Publications cannot be responsible for offers or claims of advertisers, but will attempt to screen out misleading or questionable copy.

DISKETTES
MEMOREX

5-1/4"

Double Sided
Double Density **\$10**

3M Memorex

Single Sided
Double Density **\$6**

High Density
\$2.49 each

Memorex Brand

50 5 1/4" flex disks.

PLUS

handsome desk-top file

\$49.95 ea.

VISA/M.C.

CALL FOR PRICING ON ALL RIBBONS!

Boxed in tens,
with envel-
opes, labels,
write protect
tabs and Limi-
ted Lifetime
Warranty.


Call toll-free:

1-800-826-3342

QUALITY PRODUCTS SUPPLY CO.
THE "USER FRIENDLY" COMPANY

COMB

Authorized Liquidator



Ideal
For
Home
Or
Office!

**BIG SAVINGS! SOLID OAK
COMPUTER FURNITURE!**

*Organize your computer equipment
for more efficient operation
by using these attractive
matching furniture pieces!*

The manufacturer decided to discontinue these models when new styles were added to its line. As a result, we are able to offer this contemporary SOLID OAK furniture at unusually low prices! All pieces come ready for easy assembly.

COMPUTER DESK

- Sturdy solid oak framework with attractive curved front edge.
- Non-glare slate-look work surfaces.
- 10" x 31" hutch and main work area.
- Hutch rises 7 1/4" above main work area.
- Size: 37" H x 31" W x 23" D.

Mfr. List **\$121.00** **\$59**
Liquidation Price

Item H-1523-4963-005 Ship, handling: \$9.00

PRINTER TABLE

- Provides extra storage space you need in a functional manner.
- Sturdy solid oak framework with attractive curved front edge.
- Non-glare, slate-look work surface on top shelf.
- Large bottom shelf with paper feed. (20 3/4" x 1 1/2").
- Size: 28" H x 23 3/4" W x 24 1/2" D.

Mfr. List **\$115.00** **\$49**
Liquidation Price

Item H-1523-4963-013 Ship, handling: \$9.00

MOBILE POSTURE CHAIR

- The answer to sitting fatigue.
- Special design lets you sit up naturally straight.
- Helps reduce effect of gravity on your back muscles.
- Fully padded knee rest and seat allow you to sit in comfort for hours.
- Ideal as computer or typing chair.
- Chair swivels and rolls on casters for easy mobility.
- Sturdy solid oak five-blade base.
- Handsome brown upholstery.

Mfr. List **\$110.00** **\$49**
Liquidation Price
Item H-1523-8150-005 Ship, handling: \$9.00

SEND TO:
C.O.M.B. Direct Marketing Corp. Item H-1523
1405 Xenium Lane No./Minneapolis, MN 55441-4494

Send the items indicated below. (Minnesota residents add 6% sales tax. Sorry, no C.O.D. orders.)

Send Computer Desk(s) Item H-1523-4963-005 at \$59 each plus \$9 each for shipping, handling.

Send Printer Table(s) Item H-1523-4963-013 at \$49 each plus \$9 each for shipping, handling.

Send Posture Chair(s) Item H-1523-8150-005 at \$49 each plus \$9 each for shipping, handling.

My check or money order is enclosed

Charge: VISA® MasterCard® American Express®

Acct. No. _____ Exp. _____

PLEASE PRINT CLEARLY

Name _____

Address _____

City _____

State _____ ZIP _____

Phone (____) _____

Sign Here _____

LOTTO EITHER.

GET THE BEST ODDS ON ANY LOTTERY
SIX NUMBER - PICK FOUR - DAILY GAME

- PRODUCES FOUR COMBINATIONS OF NUMBERS TO CHOOSE FROM
- ANY AMOUNT OF BALLS AND NUMBERS CAN BE PROGRAMMED
- PRINTS OUT PAST LOTTO NUMBERS DRAWN PAST COMPUTER PICKS AND NUMBER DRAW FREQUENCY LIST
- COMPLETE NUMBER DATA BASE



\$29 95 C 64 DISK

Window Magic

ULTRA HI-RESOLUTION DRAWING IN MULTICOLOR OR MONO COLOR

- POLYGON SHAPES - EXPAND, SHRINK AND ROTATE - THEN STAMP ANYWHERE
- ZOOM - EXPANDS A WINDOW TO DOUBLE SIZE - MIRROR FLIP - AND SCROLLING WINDOWS - COPY - CLONE COLOR ATTRIBUTES - ZOOM PLOT - DRAW ON AN EXPANDED WINDOW AND YOUR DRAWING AT THE SAME TIME - SAVE AND LOAD YOUR WINDOWS ON DISK - PRINTS ON STANDARD DOT MATRIX PRINTER
- FILL - LINES - DRAW - TYPE LETTERS AND GRAPHICS - COLOR SQUARES


\$24 95 C 64 DISK

STOCK BROKER.

PROJECTS GUARANTEED OR YOUR MONEY BACK

BUYING GOOD QUALITY VOLATILE ISSUES AND USING THE TRADING SYSTEM WILL HAVE YOU FULLY INVESTED AT THE LOWEST PRICES AND CONVERTING TO CASH AS THE STOCK REARS ITS HEAD

- TECHNICAL TRADING THAT WORKS
- BAR GRAPH PRINT OUTS
- RECORD UP TO 144 STOCKS ON A DISK



\$29 95 C 64 DISK



ABANDON SHIP.

HIDES ARCADE STYLE GAME THAT REQUIRES STRATEGY AND JOYSTICK SKILLS THERE ARE 32 ROOMS IN THE HMS BLACK THE BRIDGE ENGINE ROOM, ARMORY, AND SUPPLY ROOM ARE THE MOST IMPORTANT TO PROTECT

GIVE MY REGARDS TO DAVEY JONES

\$21 50 C-64 DISK

ACORN OF INDIANA, INC.

2721 OHIO STREET
MICHIGAN CITY IN 46360

219-879-2284

SHIPPING AND HANDLING, ADD \$1.50 - C.O.D.'S ACCEPTED
VISA AND MASTER CARD ORDERS ADD 4%
INDIANA RESIDENTS ADD 6% SALES TAX



Advertisers Index

Reader Service Number/Advertiser	Page	Reader Service Number/Advertiser	Page	Reader Service Number/Advertiser	Page
102 Abacus Software	35	117 Electronic One	123	133 Software Publishers Association	43
103 Abacus Software	37	118 Emerald Component International	128	134 Springboard	4
104 Acorn of Indiana	127	119 Epyx	9	135 Strategic Simulations, Inc.	IBC
105 American People Link	25	120 Federal Hill Software	124	Tektonics Plus, Inc.	128
106 Atari Corp.	67,69,71	Great Western Electronics	71	136 Thompson Company	23
107 The Avalon Hill Game Company	7	Independent Insurance Agent	120	137 Timeworks	11
Batteries Included	27	122 Infocom	14,15	138 Unitech	122
108 Berkeley Softworks	2,3	Lyc0 Computer	40,41		
109 Body Log, Inc.	IFC,1	123 Marathon Software	69	Classified Ads	126
110 C. Itoh	63	124 Micro Arts Products	119	COMPUTE! Books' Atari ST Collection	39
C.O.M.B. Direct Marketing	70	125 MicroComputer Services	67	COMPUTE! Books' Commodore 64 Backlist Bestsellers	61
C.O.M.B. Direct Marketing	127	126 MicroProse Software, Inc.	21	COMPUTE! Disk Subscription	17
111 CompuServe	13	127 Micro-Sys Distributors	62	COMPUTE! Subscription	33
ComputAbility	125	NRI Schools	65	COMPUTE!'s Apple Applications Special	48
112 The Computer Book Club	81	128 Origin Systems, Inc.	8C	COMPUTE!'s First, Second, & Third Book of Apple	59
113 Computer Direct	45	129 Professor Jones	122		
114 Computer Mail Order	30,31	130 Protecto	47		
Covox Inc.	124	131 Quality Products Supply Co.	127		
115 Davidson & Associates, Inc.	16		127		
116 Duplicating Technologies Inc.	63	132 Silicon Express	51		

FACTORY AUTHORIZED
COMMODORE REPAIR CENTER

1-800-772-7289
IN ILLINOIS (312) 879-2888

C64 Repair (cpu only) . **42.95*** AMIGA Repair **CALL**
1541 Repair **79.95*** C64 Power Supply . **34.95**
1541 Alignment
only **29.95*** **CBM & AMIGA PARTS**
C128 Repair (cpu only) . **79.95*** **Call (312) 879-2350**

*Includes parts, labor & UPS return shipping. APO/FPO or Air Freight add \$10.00

CALL BEFORE SHIPPING, VISA, MASTERCARD OR MONEY ORDER
24-48 Hrs. Turnaround (Subject to parts availability)
Diagnosis fee of \$25.00 for any unit altered or with no defects.

SAVE YOURSELF SOME MONEY

Due to our vast experience in repairing 64s we have found that the power supply is a major cause of board failures. By inserting our device between the power supply and computer over 63% of our customer's repairs would have been avoided. For only \$19.95 our C64 Over Voltage Sensor will continuously monitor your power supply output. If an overvoltage occurs the Over Voltage Sensor will prevent damage to your 64.


64 OVER VOLTAGE SENSOR \$19.95

TEKTONICS PLUS, INC.
150 HOUSTON STREET
BATAVIA, IL 60510



CLIP AND SAVE

Commodore Compatible and only... \$139.00



FSD-1 5 1/4" Disk Drive
Directly replaces the Commodore 1541 disk drive.

Check these Features

- Runs all C-64 Software — Including heavy copyright protected software
- Full 6 month warranty — your assurance of quality
- Heavy duty construction — to run whisper quiet and smooth year after year
- Built in 24 watts solid state power supply — runs cool and efficient always
- Vented metal chassis — eliminates most radio-frequency interference
- Dual serial ports with chaining option for expandability
- External device number switches — for use as second disk drive
- Save and replace capability
- Positive lever locking system — to eliminate "Pop out" problem
- Standard 5 1/4" SSSD Diskette, 175K storage capacity, 310 RPM running speed, 90 Sec. format time, 1200 BPS data transfer — same as the 1541
- Compatible with C-128 in C-64 mode

To Order Call Toll Free 1-800-356-5178

Visa & MasterCard welcome. Credit Card orders shipped in 24 hrs. Allow \$8.00 shipping and handling. Send mail order with payment to:

ECI

Emerald Component International Dept. N
541 Willamette Street
Eugene, OR 97401
Tel. 503-683-1154

Merry savings to all—

1 Year Gift Subscription to Compute! — \$18.
Save 50% a year off the \$36 cover price.

Gift to _____ (please print)

Address _____

City/State/Zip _____

We'll send special Gift Cards for you to give to your friends.
To give more gifts, enclose a list.

Your Name _____

Address _____

City/State/Zip _____

Check or M.O. enclosed Bill me Visa

MasterCard AmEx (Use 800 number, please)

Card # _____ Exp. date _____

Signature _____

Or call toll free 1-800-247-5470

(Iowa 1-800-532-1272). Rates good in U.S. only and
subject to change. Outside the 50 States add \$6 (U.S.).

Special Holiday Package only \$58

1 year Gift Subscription to
Compute!

PLUS 1 year subscription to
Compute!'s Disk.

Indicate computer to be used:

IBM Atari Apple Commodore

All *Disk* orders must be prepaid.

Add \$9 per year for postage
outside U.S.

& to all a great gift.

S

M7019



NO POSTAGE
NECESSARY
IF MAILED
IN THE
UNITED STATES

BUSINESS REPLY MAIL

FIRST CLASS

PERMIT NO. 7478

DES MOINES, IOWA

POSTAGE WILL BE PAID BY ADDRESSEE

COMPUTE!

PO BOX 10954
DES MOINES, IOWA 50347



COMPUTE!'s FREE Reader Information Service

Use these cards to request FREE information about the products advertised in this issue. Clearly print or type your full name and address. Only one card should be used per person. Circle the numbers that correspond to the key number appearing in the advertisers index.

Send in the card and the advertisers will receive your inquiry. Although every effort is made to insure that only advertisers wishing to provide product information have reader service numbers, COMPUTE! cannot be responsible if advertisers do not provide literature to readers.

Please use these cards *only* for subscribing or for requesting product information. Editorial and customer service inquiries should be addressed to: COMPUTE!, P.O. Box 5406, Greensboro, NC 27403. Check the expiration date on the card to insure proper handling.

Use these cards and this address only for COMPUTE!'s Reader Information Service. Do not send with payment in any form.

COMPUTE!

101	102	103	104	105	106	107	108	109	110	111	112	113	114	115	116	117
118	119	120	121	122	123	124	125	126	127	128	129	130	131	132	133	134
135	136	137	138	139	140	141	142	143	144	145	146	147	148	149	150	151
152	153	154	155	156	157	158	159	160	161	162	163	164	165	166	167	168
169	170	171	172	173	174	175	176	177	178	179	180	181	182	183	184	185
186	187	188	189	190	191	192	193	194	195	196	197	198	199	200	201	202
203	204	205	206	207	208	209	210	211	212	213	214	215	216	217	218	219
220	221	222	223	224	225	226	227	228	229	230	231	232	233	234	235	236
237	238	239	240	241	242	243	244	245	246	247	248	249	250	251	252	253

Please let us know. Do you own: _____ plan to buy: _____

- | | | |
|--------------------------|-----------------------|--------------------------|
| <input type="checkbox"/> | Apple _____ | <input type="checkbox"/> |
| 270 | | 271 |
| <input type="checkbox"/> | Atari _____ | <input type="checkbox"/> |
| 272 | | 273 |
| <input type="checkbox"/> | Commodore _____ | <input type="checkbox"/> |
| 274 | | 275 |
| <input type="checkbox"/> | IBM _____ | <input type="checkbox"/> |
| 276 | | 277 |
| <input type="checkbox"/> | TI-99/4A _____ | <input type="checkbox"/> |
| 278 | | 279 |
| <input type="checkbox"/> | Other _____ | <input type="checkbox"/> |
| 280 | (specify model) _____ | 281 |

Please print or type name and address. Limit one card per person.

Name _____
 Address _____
 City _____
 State/Province _____ Zip _____
 Country _____
 Phone _____

Please include ZIP Code

Expiration Date 11/30/86

CO1086

SUBSCRIBE TO COMPUTE!

- \$24.00 One Year US Subscription
 \$45.00 Two Year US Subscription

For Fastest Service,
 Call Our **Toll-Free**
 US Order Line
800-247-5470
 In IA call 1-800-532-1272

Name _____

Address _____

City _____ State _____ Zip _____

Payment Enclosed Bill me
 Charge my: VISA MasterCard American Express
 Account No. _____ Expires _____ / _____

Your subscription will begin with the next available issue. Please allow 4-6 weeks for delivery of first issue. Subscription prices subject to change at any time. Outside the U.S.A. please add \$6 for each subscription.

J1882

Place
Stamp
Here

COMPUTE! Reader Service
P.O. Box 2141
Radnor, PA 19089



NO POSTAGE
NECESSARY
IF MAILED
IN THE
UNITED STATES

BUSINESS REPLY MAIL
FIRST CLASS PERMIT NO. 7478 DES MOINES, IOWA

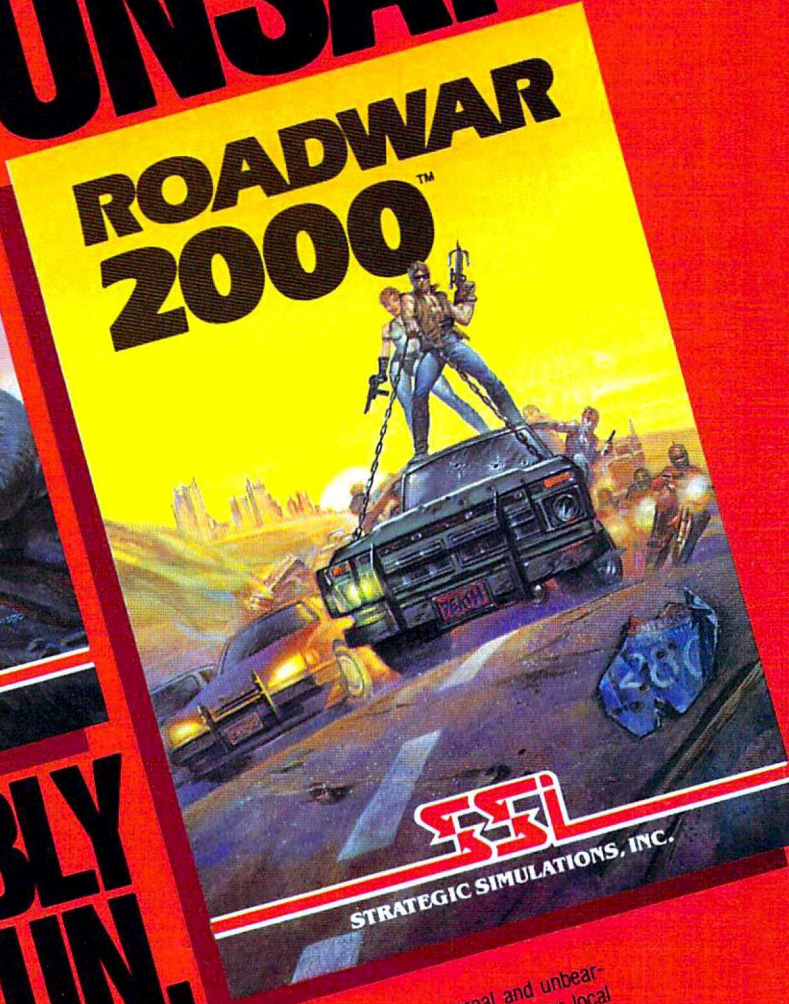
POSTAGE WILL BE PAID BY ADDRESSEE



COMPUTE!
PO BOX 10954
DES MOINES, IOWA 50347

UNREAL.

UNSAFE.



UNBELIEVABLY FUN.

SHARD OF SPRING™, the new multiple-character role-playing game from SSI, promises an adventure unbounded by the mundane constraints of reality. It is set in a world where magic overrides the laws of physics, where monsters, gnomes and elves outnumber mere humans. Your quest is to recover the wondrous Shard, the giver of eternal Springtime. This precious crystal has been stolen by a demonic sorceress. Assemble five characters and endow them with different combinations of speed, intellect, strength, endurance, and warrior/wizardry skills. Then guide them wisely through evil dungeons and treacherous lands as they search to regain the Shard. This fantasy game boasts a unique feature: During combat, the tactical screen is an exact zoom-in shot of where you are on the overall map.

On disk for 64K Apple® II series and C-64™. IBM® version coming soon.

In **ROADWAR 2000™**, you get to break a new set of rules, namely the law of safe driving. In the year 2000, bacteriological warfare has ripped apart the very fabric of American civilization. Cities have turned into gangland prizes; the highways, into battlefields. As the patriotic leader of a road gang, you are asked by what is left of the Federal Government to locate eight scientists and return them to a secret underground lab to develop a cure for the dreaded disease. As you crisscross the nation's highways on your desperate mission, you must constantly battle mutants, cannibals, and rival road gangs for new recruits, vehicles, supplies, food, gas, guns, ammunition, and medicine. In this brutal land, they are more precious than gold.

On disk for 48K Apple® II series and C-64™.

For excitement that is unreal and unbearable, check out these games at your local computer/software or game store today!

If there are no convenient stores near you, VISA & M/C card holders can order these \$39.95 games directly by mail, send your check to: STRATEGIC SIMULATIONS, INC., 1046 N. Rengstorff Avenue, Mountain View, CA 94043. (California residents, add 7% sales tax.) Please specify computer format and add \$2.00 for shipping and handling. All our games carry a "14-day satisfaction or your money back" guarantee.

WRITE FOR A FREE COLOR CATALOG OF ALL OUR GAMES TODAY.

Apple, Commodore, and IBM are trademarks of Apple Computer, Inc., Commodore Electronics, Ltd., and International Business Machines Corp., respectively.



©1986 by Strategic Simulations, Inc. All rights reserved.

Origin Systems,
creators of the award-winning Ultima® series, presents:

OGRE

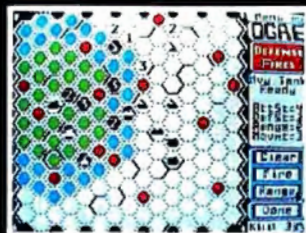
Available on Apple®

Total war against a juggernaut fighting machine
by Steve Meuse



A strategy game for one or two players, OGRE pits an array of infantry and armored forces against a single cybernetic supertank, bristling with weapons—the OGRE.

Adapted from the classic Steve Jackson board game, Computer OGRE epitomizes simplicity and play balance. Players can use standard game maps or design their own.



Using the RANGE option, a heavy tank considers its move and fire range.

OGRE —
the challenge of a lifetime is waiting.

ORIGIN
SYSTEMS INC.

340 HARVEY ROAD, MANCHESTER, NH 03103 (603) 644-3360



ULTIMA™ III sends you on an incredible fantasy role-playing journey through monster-plagued Sosaria in search of the elusive Exodus.



ULTIMA™ IV is the long-awaited sequel to Ultima™ III. The Quest of the Avatar is a quest to the final frontier—the self.



MOEBIUS™ takes you through the elemental planes of a colorful Oriental world of fantasy and adventure in search of the Orb of Celestial Harmony.



AUTODUEL™ is a futuristic fast-paced strategy role-playing game where the right of way goes to the biggest guns.

OGRE and Autoduel are registered trademarks of Steve Jackson Games, Incorporated. Ultima is a registered trademark of Richard Garriott. Moebius is a trademark of Greg Malone.

Authors wanted. Call us today.