


How COMPUTE! Readers Use Their Computers

# COMPUTE!

\$2.95  
February  
1984  
Issue 45  
Vol. 6, No. 2  
£7.25 UK \$3.25 Canada  
02193  
ISSN 0194-347X 

The Leading Magazine Of Home, Educational, And Recreational Computing

## Special Games Issue Now Including The IBM PC

**Circus For VIC-20,  
Commodore 64, Atari,  
And TI-99/4A**

**3-D Drawing Master  
For Commodore 64,  
Apple, And VIC-20**

**Quatrainment  
For IBM PC, Atari,  
TI-99/4A, VIC-20,  
Commodore 64, Apple,  
And Radio Shack  
Color Computer**


**Speedy BASIC  
For VIC-20  
And Commodore 64**



**Plus Reviews,  
New Products,  
And Much More**



History will record as a profound irony  
that the most powerful word processing package  
ever created for the IBM® Personal Computer  
can be worked with two fingers.



It was created by Leading Edge,\* specifically to take advantage of the power of the IBM PC, plus the simplicity that all that power ought to be able to give you—but didn't.

Until now, you could go for the simplicity, and end up with a somewhat glorified typewriter. Or you could go for the power, and go nuts performing dozens of commands to do even the simplest things.

But with Leading Edge Word Processing™ you get both.

You don't have to start with an ounce of understanding about word processing.

You don't even have to be a terrific typist. (Matter of fact, the worse you type, the more the help.)

So come along:

*Hunt and peck your way into the future.*



Leading Edge Products Inc., Headquarters and Retail Division, 225 Turnpike Street, Canton, Mass. 02021 (800) 343-6833 (617) 828-8150

\*IBM is a registered trademark of International Business Machines Corporation.

Call Margie for the dealer nearest you.



# FOR YOUR COMMODORE WORDPROCESSING NEEDS INVEST IN THE BEST



## WORDPRO PLUS. IN A CLASS BY ITSELF.

When choosing a Word Processor for your Commodore™ computer, there's no reason to settle for anything but the best — in a word... WordPro™.

With over 30,000 happy clients churning out letters and documents all over the world, the WordPro Plus™ Series is unquestionably the #1 selling software package on Commodore computers! So when you choose WordPro, you know you're investing in a trial-tested program that's a real winner. And WordPro is NOW available for your Commodore 64™ computer — at prices starting as low as \$89.95.

Designed for the user who has no computer or word processing experience whatsoever, WordPro Plus brings a new dimension to the term "user-friendly." More than just easy to use, WordPro will turn your Commodore computer into a sophisticated time saving word processing tool — loaded with the same inventory of features found in systems costing much, much more.

Our nationwide team of over 600 Professional Software/Commodore computer dealers will help you choose the WordPro Plus system that is best for your needs. Our full-service dealers have been set up to provide strong customer support. In addition to helping you choose the right system, many Professional Software dealers also offer WordPro Plus training and system installation.

Professional Software offers a complete spectrum of WordPro word processing software for Commodore computers ranging from the Commodore 64 to the more business oriented 8000/9000 series computers. And WordPro 4 Plus and 5 Plus also interact with our database management systems including InfoPro and The Administrator. So whatever your Word Processing needs, there's a WordPro system that's right for you.

WordPro™ and WordPro Plus™ are trademarks of Professional Software Inc.

The WordPro Plus Series was designed and written by Steve Punter of Pro Micro Software Ltd. Commodore™ and the Commodore 64™ are trademarks of Commodore Electronics, Inc. Dealer inquiries invited.



Invest in the best...

**WordPro Plus. In a class by itself.**

Call us today for the name of the WordPro Plus dealer nearest you.

## Professional Software Inc.

51 Fremont Street  
Needham, MA 02194

(617) 444-5224  
Telex: 951579



# IF YOU'RE LIKE MOST BUY A SINGLE



## YOU'LL BUY LOTS OF SPINNAKER GAMES.

And not just because they're educational, but also because they happen to be a lot of fun to play.

In fact, they're so much fun, parents have been known to sneak in a few hours of play when the kids are asleep.

After all, if your kids are actually enjoying a learning game, there must be something to it. And there is: Fun, excitement and real educational value. That's what sets Spinnaker games apart from all the rest. And what brings parents back for more.

We offer a wide range of learning games for a wide range of age groups: 3 to 14. One look at these two pages will show you how we carefully designed our line of learning games to grow right along with your child.

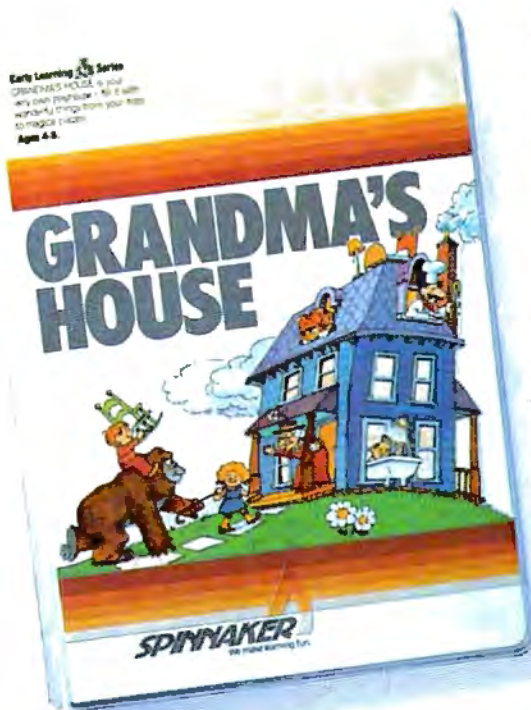
So if you're looking for a line of learning games that are as much fun to play as they are to buy, consider Spinnaker Games. They're compatible with **Apple, Atari, IBM PC, PCjr, Commodore 64, Coleco Adam** and parents who don't mind their kids having fun while they learn.



**It's new! KIDWRITER™** lets kids make their own storybook. Ages 6 to 10.

KIDWRITER gives children a unique new format for creating their own stories. With KIDWRITER, kids make colorful scenes, then add their own story lines. It's as versatile and exciting as your child's imagination!

Best of all, while it encourages children to create word and picture stories, it also introduces them to the fundamentals of word processing. KIDWRITER will bring out the storyteller in your children—and in you!



**It's new! GRANDMA'S HOUSE™** is a magical playhouse. Ages 4 to 8.


GRANDMA'S HOUSE is a very special place for your kids, because they can furnish it with lots of wonderful and unusual things from the magical places they'll visit.

GRANDMA'S HOUSE provides children with an imaginative way to exercise their creativity as they design their own perfect playhouse. You'll love watching your kids have fun with GRANDMA'S HOUSE—you can even join in and play it with them!





# PARENTS, YOU WON'T SPINNAKER GAME.



**FRACTION FEVER™** brings fractions into play. Ages 7 to Adult.

FRACTION FEVER is a fast-paced arcade game that challenges a child's understanding of fractions. As kids race across the screen in search of the assigned fraction, they're actually learning what a fraction is and about relationships between fractions.

All in all, FRACTION FEVER encourages kids to learn as much as they can about fractions—just for the fun of it!



**KINDERCOMP™** Numbers, shapes, letters, words and drawings make fun. Ages 3 to 8.

KINDERCOMP allows very young children to start learning on the computer. It lets your children match shapes and letters, write their names, draw pictures and fill in missing numbers. KINDERCOMP delights kids with colorful rewards—the screen comes to life when correct answers are given.

As a parent, you can enjoy the fact that your children are having fun while improving their reading readiness and counting skills.



**FACEMAKER™** makes faces fun. Ages 3 to 8.

FACEMAKER lets children create their own funny faces on the screen, then make them do all kinds of neat things: wink, smile, wiggle their ears, and more.

Plus, FACEMAKER helps familiarize children with such computer fundamentals as menus, cursors, simple programs, and graphics. FACEMAKER won't make parents frown because their children will have fun making friends with the computer.



**SPINNAKER**  
We make learning fun.

Disks for: Apple, Atari, IBM PC and PCjr, Commodore 64.  
Cartridges for: Atari, IBM PCjr, Commodore 64, Coleco Adam.



**MOSAIC™**

# RAMMASTER™ 32

EXPANDING  
YOUR  
EXPERIENCE

## FOR VIC 20®

The Rammaster™ 32 introduces you to the world of more powerful computing. Now VIC 20® owners have one of the most advanced memory devices available. It's what you'd expect from MOSAIC MEMORY. This is a full service memory device. Not only will the Rammaster™ give you 7 times the computing RAM power (as much usable memory as the Commodore 64®) but also many advanced features.

The expansion port allows you to use your cartridges without unplugging

the memory board, saving wear and tear on your computer. It's much more effective. With the flexibility the Master Control switches give you, you'll have no need for a mother board. The Write Protect switch protects your programs' subroutines and data from accidental interference from basic language and the automatic erase built into some cartridges. There's a pause switch built in to stop in the middle of a program, plus an external port is built in for a convenient optional cable pause/reset switch. You even have a switch to overlay a 3K block of RAM for


expansion to 40K. The Master Control gives you complete control over the configuration of your VIC 20® Memory Map so it will never become obsolete.

The Rammaster™ 32 is completely compatible with all the VIC 20® products and programs, and will be the most useful peripheral you'll buy for your VIC 20® computer. With MOSAIC MEMORY expand your experience into more powerful computing.

**\$129.95**

- 32K RAM
- Built-in expansion port
- Pause switch
- Write protect
- Master control for super flexible memory
- Cartridge dissabler
- Low cost
- Gold edge connectors
- Picture guided instructions
- Compatible with VIC 20® software and cartridges
- And more features

Call your nearest MOSAIC MEMORY dealer,  
1-800-547-2807 (653-7885 In Oregon).



### RAMMASTER 16

This is a lower cost version of the Rammaster 32™. It's a full service memory device just like the Rammaster 32™. With 16K less RAM. Expand up to 37K using the Mosaic Memory Standard 16 cartridge or other VIC 20 16K RAM cartridge. That will give you 37K RAM usable for programming or cassette/disk based programs and 21K for cartridge based programs.

### Standard 16

This is a limited frills RAM board designed to give you a low cost way to expand with Mosaic Memory. This has no expansion port and limited memory flexibility. Use it with the RAMMASTER 16™ to expand to 37K. The Standard 16 offers Mosaic Memory's exceptional reliability and performance at a very low cost.

**MOSAIC™**

ELECTRONICS, INC.

P.O. Box 708 • Oregon City, Oregon 97045



## FEATURES

- 30 How COMPUTE! Readers Use Their Computers ..... Bernie Ghiselin
- 42 What Makes A Good Game? ..... Charles Brannon and Kathy Yakal
- 48 The Future Of Electronic Games ..... Kathy Yakal

## EDUCATION AND RECREATION

- 62 Circus ..... Craig Setera
- 76 Quatrainment ..... Sean Puckett
- 92 Gotchal! ..... Doug Smoak

## REVIEWS

- 130 Submarine Simulations For Commodore ..... Dale F. Brown
- 134 Computer War For Atari, VIC, And TI ..... Dan Gutman
- 136 Flip And Flop For Atari, Commodore 64 ..... Stephen Levy
- 138 The Cosmic Balance II For Apple, Atari ..... Robert L. Hurt

## COLUMNS AND DEPARTMENTS

- 6 The Editor's Notes ..... Robert Lock
- 10 Readers' Feedback ..... The Editors and Readers of COMPUTE!
- 22 Computers And Society: Personal Computers And The Arts ..... David D. Thornburg
- 100 The Beginner's Page: Program Forms ..... Richard Mansfield
- 104 Questions Beginners Ask ..... Tom R. Halfhill
- 108 On The Road With Fred D'Ignazio: The Book Of The Future: Electric, Unending, And Written In RAWM ..... Fred D'Ignazio
- 120 Learning With Computers: Potentials And Limitations ..... Glenn M. Kleiman
- 122 Micros With The Handicapped: Special Education Applications ..... Susan Semancik & Wini Benvenuti
- 124 The World Inside The Computer: Computing To Read ..... Fred D'Ignazio
- 157 Machine Language: ML Factors, Part 2 ..... Jim Butterfield
- 162 INSIGHT: Atari ..... Bill Wilkinson
- 168 Programming The TI: Foreign Languages ..... C. Regena
- 173 64 Explorer ..... Larry Isaacs

## THE JOURNAL

- 140 Commodore 3-D Drawing Master ..... Donald E. Smith
- 153 Speedy BASIC For VIC And 64 ..... Frank C. Gutowski
- 160 64Key And VICKey ..... Daniel Bingamon
- 165 Commodore Files For Beginners, Part 4 ..... Jim Butterfield
- 178 Dr. Video 64 ..... David W. Martin

- 179 A Beginner's Guide To Typing In Programs
- 180 How To Type COMPUTE!'s Programs
- 181 CAPUTE! Modifications Or Corrections To Previous Articles
- 190 Product Mart
- 192 Advertisers Index

**NOTE: See page 180 before typing in programs.**

## GUIDE TO ARTICLES AND PROGRAMS

VI/64/AT/TI  
ATN/64/TI/AP/PC/C  
VI/64/AT

P/64  
ATN/TI  
AT/64  
AP/AT

AT  
TI  
64

VI/64/AP  
C/AP  
64N  
PVI/64  
64

**AP** Apple **AT** Atari, **P** PET/  
CBM, **V** VIC-20, **C** Radio  
Shack Color Computer, **64**  
Commodore 64, **TS** Timex/  
Sinclair, **TI** Texas Instru-  
ments, **PCjr** IBM PCjr, \*All or  
several of the above.

**TOLL FREE Subscription Order Line**  
**800-334-0868 (In NC 919-275-9809)**

**COMPUTE!** Publications, Inc.   
One of the ABC Publishing Companies

**One of the ABC Publishing Companies:**  
**ABC Publishing, President, Robert G. Burton**  
1330 Avenue of the Americas New York, New York 10019

**COMPUTE!** The Journal for Progressive Computing (USPS: 537250) is published 12 times each year by COMPUTE! Publications, Inc., P.O. Box 5406, Greensboro, NC 27403 USA. Phone: (919) 275-9809. Editorial Offices are located at 505 Edvardia Drive, Greensboro, NC 27409. Domestic Subscriptions: 12 issues, \$24.00. Send subscription orders or change of address (P.O. form 3579) to **COMPUTE!** Magazine, P.O. Box 914, Farmingdale, NY 11737. Second class postage paid at Greensboro, NC 27403 and additional mailing offices. Entire contents copyright © 1983 by COMPUTE! Publications, Inc. All rights reserved. ISSN 0194-357X.

# EDITOR'S NOTES

---

Rumor has it that Commodore will introduce a new computer (the 264) at the Winter Consumer Electronics Show in January. The unit is expected to be compatible with the 64, and is not intended as a replacement for either the VIC-20 or Commodore 64. Price is expected to come in well under \$500.

**The year ahead...** We've decided to make some fearless predictions for 1984. 1983 was to be the year of the home computer, and though we feel great progress was made, we're not convinced it's happened yet. We'll give '83 half credit, and project the rest into 1984. First the wrap-up. This past year saw Atari fall from its position of shared leadership to become a more distant runner-up; Texas Instruments withdrew completely from the highly competitive low-end computer scene; Coleco, in great fanfare, launched and stumbled, all at the same time; Commodore greatly increased market share in the midst of controversial quality assurance and delivery problems; and Apple continued to do an excellent job of completely ignoring the low-end market. IBM came through just in time with PCjr to make all the rumor mongers honest, at least if you're willing to wait for delivery.

**On this note,** the fearless forecast... PCjr's won't really be available in quantity until April or May. Coleco's Adam will be redesigned and substantially modified by June, with additional price increases required. Texas Instruments will reconsider its decision to cease production of the 99. PCjr will soon have an optional keyboard with a "standard" key set. By year end, we'll have at least one system that's 16 bit, 128K RAM, with extended color, sound, and graphics capabilities for less than \$500. Commodore will have the low-end market to itself until one or two Japanese firms begin to duplicate Commodore's success and the price wars will begin again. Apple will continue to successfully ignore the low-end market. At least one company will introduce a PCjr look-alike for half the price. And finally, a "real" forecast: COMPUTE! will continue to grow. Later in the year, we'll look back at these fearless forecasts and keep you posted.

**Random News:** As of December 16, COMPUTE! Books has six titles on the B. Dalton National Best Seller List of computer titles. We're quite gratified that six of the twenty titles are ours. You TI owners will also be pleased to note that we have several new TI titles to be re-

leased during the spring. By the way, press run for this issue of COMPUTE! is 510,000. We're finally hitting that half million mark in issues printed. We broke the 100,000 barrier in the fall of 1982.

**A Correction:** In the January "Readers' Feedback," we goofed in our response regarding the differences between the VIC modem 1600 and the new Commodore 1650 modem. We said that the 1650 would only be usable with the 64 because it plugs into the expansion port. Wrong. It plugs into the user port on both the VIC and 64 and does, in fact, work with both. To compound our indiscretion, we said that the 1600 tele-terminal software is not compatible with the 1650. Wrong (in part). The terminal software for the 1600 doesn't support the auto-dial/auto-answer features of the 1650. Otherwise it is compatible.



Editor In Chief



# If you own a Commodore 64<sup>T.M.</sup>

(or are thinking of owning one)

## - be sure that you also get a Calc Result

Calc Result is the worlds most cost effective spread sheet for the worlds most cost effective computer—The Commodore 64<sup>T.M.</sup>

### Calc Result at home

Use it for loans and mortgages, home budget and cash flow, stock portfolio, personal net worth, IRA analysis, travel expenses, gas and electricity bills, bar charts and many more areas.

### In business

Use it for budgets, calculation, simulation, construction, planning etc. Used by managers, salesmen, scientists, doctors, lawyers, dentists, consultants, accountants...

## There are two versions of Calc Result

Choose the one that is most suitable for you.



**\$79.95**

### Calc Result Easy

Single page spreadsheet (64 columns × 254 rows). Built in graphics. Formula protection, flexible printout, color, conditional functions and mathematical functions. Delivered on plug-in cartridge. Data storage on cassette or disk.



**\$149.95**

### Calc Result Advanced

All functions in Calc Result Easy plus 32 pages (Three-dimensional viewing). Page add, window, split screen (up to four pages on the screen at the same time), and help functions. Delivered on plug-in cartridge plus disk. Requires disk drive.

**Get your Calc Result today! Buy it  
at your nearest computer dealer.**

Commodore 64 is a trademark of Commodore Business Machines.

**handic**  
software inc.

Fellowship Business Center,  
Fellowship Rd. B-206,  
Mt. Laurel, New Jersey 08054



Publisher	Garv R. Ingersoll
Editor In Chief	Robert C. Lock
Director of Administration	Alice S. Wolfe
Senior Editor	Richard Mansfield
Managing Editor	Kathleen E. Martinek
Assistant Managing Editor	Tony Roberts
Production Editor	Gail Walker
Features Editor	Tom R. Halliwell
Editor, COMPUTE!'s GAZETTE	Lance Eiko
Technical Editor	Ottis R. Cowper
Assistant Technical Editor	John Krause
Program Editor	Charles Brannon
Assistant Editors	Dan Carmichael, Robert Sims Todd Heimark, Selby Bateman
Assistant Copy Editor	Juanita Lewis
Editorial Assistant	Kathy Yakoi
Programming Supervisor	Patrick Parrish
Assistant Programming Supervisor	Gregg Peele
Technical Assistant	Dale McBane
Editorial Programmers	Jeff Hamdani, Kevin Martin, Chris Poer
Programming Assistants	Mark Tuttle, David Florence
Copy Assistants	Becky Hall, Linda Shaw, Martha Banks
Administrative Assistants	Vicki Jennings, Laura MacFadden, Julia Fleming
Associate Editors	Jim Butterfield, Toronto, Canada Harvey Herman, Greensboro, NC Fred Dignazio, 2117 Carter Road, S.W., Roanoke, VA 24015 David Thornburg, P.O. Box 1317, Los Altos, CA 94022 Bill Wilkinson
Contributing Editor	
COMPUTE!'s Book Division	
Editor	Stephen Levy
Assistant Editor	Gregg Keizer
Editorial Assistant	Randall Fosner
Artists	Janice Fary, Debbie Bray
Art Director/Production Manager	Georgia Bikas Davis
Assistant	Ima Swain
Mechanical Art Supervisor	De Potter
Artists	Leslie Jessup, Cindy Mitchell
Typesetting	Terry Cash, Debi Thomas
Illustrator	Harry Blair
Associate Publisher/National Advertising Sales Manager	Andy Meehan
Advertising Coordinator	Patti Williams
Advertising Accounts	Bonnie Valentino
Sales Assistant	Rosemarie Davis
Operations/ Customer Service Manager	Carol Lock
Customer Representatives	Patty Jones, Chris Patty, Christine Gordon
Dealer Coordinator	Fran Lyons
Assistants	Gail Jones, Sharon Minor
Individual Order Supervision Assistants	Dorothy Bogan Rhonda Savage, Lisa Flaherty, Anita Roop, Sharon Sebastian, Debi Goforth, Jenna Nash, Elizabeth White
Operators	Cassandra Robinson Mary Sarague
Shipping & Receiving	Jim Coward, Larry O'Connor, Dai Rees, Chris Cain, John B. McConnell
Data Processing Manager	Leon Stokes
Assistant	Joan Compton
Director, Finance & Planning	Paul J. Megliola
Assistant Director, Finance & Planning	R. Steven Vetter
Controller	James M. Hurst
Accounting Assistants	Linda Miller, Doris Hall
Assistants	Jill Pope, Anna Harris, Emilie Covill, Annie Ferguson
Robert C. Lock, Chief Executive Officer Gary R. Ingersoll, President Paul J. Megliola, Director, Finance and Planning Debi Nash, Executive Assistant Carol Dickerson, Assistant	

## Coming In Future Issues

**All About Adding Peripherals**

**Three Challenging Games For Several Computers:**  
**Trident, Webster Dines Out, And Return To The King**

**Atari Big Buffer**

**Screenmaster—Adds 12 Control Utilities To Commodore Computers**

**TI Aquarium**

COMPUTE! Publications, Inc. publishes

**COMPUTE!**  
**GAZETTE**

**COMPUTE! Books**

**Corporate office:**  
 505 Edwardia Drive,  
 Greensboro, NC 27409 USA

**Mailing address: COMPUTE!**  
 Post Office Box 5406  
 Greensboro, NC 27403 USA  
 Telephone: 919-275-9809

**Subscription Orders**

**COMPUTE! Circulation Dept.**  
**P.O. Box 914**  
**Farmingdale, NY 11737**

**TOLL FREE Subscription Order Line**  
**800-334-0868**  
 In NC 919-275-9809

**COMPUTE! Subscription Rates (12 Issue Year):**

US	(one yr.) \$24	Air	
	(two yrs.) \$45	Europe, Australia	\$42
	(three yrs.) \$65	Middle East, Central America and North Africa	\$52
Canada and Foreign Surface Mail	\$30	South America, South Africa, Far East	\$72

## Advertising Sales



- 1. New England**  
 Al Dalton  
 617-451-0822
- 2. Mid Atlantic**  
 Sharon Brooks  
 Joe Porter  
 Kathy Hicks  
 215-646-5700  
 212-567-6717 (NY)
- 3. Southeast & Foreign**  
 Harry Blair  
 919-275-9809
- 4. Midwest**  
 Gordon Benson  
 312-362-1821
- 5. Northwest/Mountain/Texas**  
 Phoebe Thompson  
 408-354-5553  
 Jerry Thompson  
 415-348-8222
- 6. Southwest**  
 JoAnn Sullivan  
 619-941-2313  
 Ed Winchell  
 213-378-8361

**COMPUTE! Home Office 919-275-9809.**

**Address all advertising materials to:**  
 Patti Williams  
 Advertising Production Coordinator  
**COMPUTE! Magazine**  
 505 Edwardia Drive  
 Greensboro, NC 27409

The COMPUTE! subscriber list is made available to carefully screened organizations with a product or service which may be of interest to our readers. If you prefer not to receive such mailings, please send an exact copy of your subscription label to COMPUTE!, P.O. Box 914, Farmingdale, NY 11737. Include a note indicating your preference to receive only your subscription.

Authors of manuscripts warrant that all materials submitted to COMPUTE! are original materials with full ownership rights resident in said authors. By submitting articles to COMPUTE!, authors acknowledge that such materials, upon acceptance for publication, become the exclusive property of COMPUTE! Publications, Inc. No portion of this magazine may be reproduced in any form without written permission from the publisher. Entire contents copyright © 1983, COMPUTE! Publications, Inc. Rights to programs developed and submitted by authors are explained in our author contract. Unsolicited materials not accepted for publication in COMPUTE! will be returned if author provides a self-addressed, stamped envelope. Programs (on tape or disk) must accompany each submission. Printed listings are optional, but helpful. Articles should be furnished as typed copy (upper- and lowercase, please) with double spacing. Each page of your article should bear the title of the article, date and name of the author. COMPUTE! assumes no liability for errors in articles or advertisements. Opinions expressed by authors are not necessarily those of COMPUTE!.

PET, CBM, VIC-20 and Commodore 64 are trademarks of Commodore Business Machines, Inc., and/or Commodore Electronics Limited.  
 Apple is a trademark of Apple Computer Company.  
 ATARI is a trademark of Atari, Inc.  
 TRS-80 is a trademark of Texas Instruments, Inc.  
 Radio Shack Color Computer is a trademark of Tandy, Inc.



# WordPro 3 Plus™/64

The #1 Selling Word Processor for the Commodore 64™

Now Includes

**SpellRight Plus!**

Spell Checking Program



WordPro 3 Plus™/64 and SpellRight Plus™ provide a total word processing solution for the Commodore 64™ which gives you:

- ★ Sophisticated Word Processing
- ★ Built-in Mail Merging for Form Letters
- ★ Math Functions for Column Totals
- ★ Fast and Complete Spell Checking via SpellRight Plus
- ★ A Super Value (two programs) for Only \$99.95!

WordPro and SpellRight are both specifically designed for the novice user with no computer or word processing experience whatsoever. And with over 40,000 WordPro versions sold, you can be sure that WordPro is a very sophisticated word processor loaded with powerful features including: Transfer, Insert, Delete, and Rearrange Text, Auto Page Numbering, Math Functions, Headers, Footers, Global Search and Replace, the Ability to Create Multiple Personalized Letters and Documents, and much more. WordPro can create documents of virtually any length and will print up to 165 columns wide. You get all of this PLUS fast and complete spell checking using SpellRight Plus!

SpellRight Plus locates and highlights misspelled words and then allows you to quickly correct the misspellings — improving the quality of your letters and reports.

And, best of all, WordPro and SpellRight's powerful arsenal of features can be put to use almost immediately — by even the novice user. So whether you're a student, professional writer, in business, education or a hobbyist, you'll quickly become a WordPro Pro!

Both WordPro and SpellRight Plus are also available separately at popular computer outlets nationwide.

Invest in the best . . . WordPro Plus. In a class by itself.

## Professional Software Inc.

51 Fremont Street  
Needham, MA 02194

(617) 444-5224  
Telex: 951579

Dealer and Distributor inquiries are invited.

WordPro 3 Plus™/64 and SpellRight Plus™ are trademarks of Professional Software Inc.

The WordPro Plus Series was designed and written by Steve Punter of Pro-Micro Software Ltd.

SpellRight Plus was designed and written by Dwight Huff and Joe Spatafora of SpellMaster Systems, Inc.

Some printers may not support certain WordPro 3 Plus functions and/or require an interface. Please check with your dealer.

Commodore 64™ is a trademark of Commodore Electronics Ltd.



# READERS' FEEDBACK

The Editors and Readers of COMPUTE!

## Making Cents

It's unfortunate that most versions of BASIC don't print zero decimal values. For example, if you have a result like \$23.00, the decimal point and zeros are not printed. When you are working with dollar values and want the cents printed, here's a handy one-line routine which you can insert into your program.

```
V$ = STR$(X + .001):V$ = LEFT$(V$, LEN(V$) - 1)
```

For example, if your program computes a value of 23 for the numeric variable X, .001 will be added. Then the result of 23.001 is converted into a string, V\$. The string is then redefined, minus the rightmost character, 1. Now, instead of printing the numeric value X, you print the string representation V\$, and your number will be printed with two decimal places.

Chuck Emerson-Henry

## Gummy VIC Keys

I have had a VIC-20 and accessories for about 15 months. It has been satisfactory until recently. Now the key contacts appear to be getting "gummy" and keys will not print without excess pressure or repeated attempts.

Is there any way to clean the key contacts or is this the end of life for VIC-20? I have always stored the VIC-20 under a dust cover in a dry place.

Howard M. Bollinger

*Since your warranty has expired, you may want to open up the case to remove and clean the keyboard. You could also try removing the keycaps and spraying TV tuner cleaner into the contacts. Rubbing alcohol may serve in a pinch. Whatever you do, be certain that the power cable is unplugged from the electrical outlet. If all else fails, you will have to take your VIC-20 to a Commodore service technician to get it cleaned.*

## CP/M And The 64

I have recently purchased a Commodore 64. My primary reason for the purchase was to obtain a system that would offer computer instruction for my children while providing me with a system for business and word processing applications. However, having read countless reviews and

similar articles pertaining to the 64, it appears that its design seriously limits this. Can the Commodore 64 really be used with CP/M software that is readily available? Can the 64 support a printer for truly professional-looking word processing for business applications? Is this system truly flexible for such personal business applications, or is it really just an expanded memory system for enhanced games?

If the Commodore 64 can, in fact, use widely available CP/M software, would it not be to my advantage to standardize on this for all future software and hardware decisions?

C. W. Walker

*The Commodore CP/M cartridge does permit the 64 to run the popular CP/M operating system. The cartridge contains a Z80 microprocessor, and the package includes a disk containing the CP/M Operating System. There are a few obstacles, however. First, there is almost no CP/M software yet available in Commodore 1541 format. There are thousands of CP/M programs, but there is no one standard for disk format. Just having CP/M capability does not mean you can insert a CP/M disk and expect to use it. Another limitation of Commodore CP/M is that it does not support 80 columns, whereas most screen-oriented CP/M programs require an 80-column screen. A third drawback to Commodore CP/M is the speed of the 1541 disk drive. While adequate for loading and saving programs or data files, the relatively slow speed of the 1541 (as compared to disk drives on most CP/M systems) might handicap a disk-intensive operating system such as CP/M.*

*Nevertheless, the Commodore 64 is an impressive machine—even without the CP/M capability. Many powerful programs have been written in Commodore BASIC or 6502/6510 machine language, such as dBASE II, the Last One, and VisiCalc. There are also many professional word processing packages, and interfaces for almost any printer on the market—including letter-quality daisy wheel printers. The 64 can also be considerably less expensive than an equivalent CP/M business machine, depending on your application. And there is plenty of good PET/CBM business software that is easily converted or will run under the PET Emulator.*

## Expand My Atari 400 Or Buy XL?

I own an Atari 400 and am thinking of expanding



Computers may be the world's best spellers, but they're the world's worst spelling teachers.

Or at least they used to be. Until Chatterbee.

Chatterbee is a unique piece of home computer software that not only makes teaching possible, it makes learning fun. For little people. And big people, too.

If that sounds like something you've never heard of before, you're right. You haven't. Because Chatterbee



does something that no other spelling software can do.

Talk.

It's equipped with a customized version of the S.A.M. speech synthesizer,

developed by Don't Ask for Tronix to provide voice output.

Instead of drawing pictures, scrambling words, beating around the bush or playing "Hangman," Chatterbee teaches spelling the sensible, old-fashioned way.

Each word is spoken, then

put in a contextual sentence. Just like a spelling bee. With one important difference.


Since there's no classroom, there's no pressure. And no embarrassment.

Each of the 2500 words have been selected from current educational literature. And there's an internal scoring system that automatically places each player at the right level of difficulty and challenge.

The external scoring system rewards success and turns the whole thing into a game, complete with music.

Chatterbee. The spelling bee without the sting.

# Hear today, spell tomorrow.



**CHATTERBEE**

By Jerry White and Randy Simon.  
Developed by Don't Ask Computer Software, Inc.  
for the Atari and Commodore 64 home computers.

**TRONIX**

8295-South La Cienega Blvd.  
Inglewood, CA 90301 (213) 215-0529

Atari is a trademark of Atari, Inc. Commodore 64 is a trademark of Commodore Electronics Ltd.



its memory to 64K. Would I be better off buying one of Atari's new models that come with 64K, or a memory expansion board? I've read that the 800XL and the other new computers have an extra interface. How important is this interface?

A. Katz

*Before you do anything, you should make sure you really need the 64K. Almost no Atari programs use more than 48K, and most will run with 40K or 32K, even with a disk drive. You may be able to get quite a bargain on a 32K or 48K memory expansion board.*

*If you want future compatibility with the new XL computers, you should consider buying an XL, since there is no way to fully upgrade an Atari 400 to the specifications of even the Atari 600 XL. The interface you speak of is one reason. It allows direct access to the internal circuitry of the new XL computers, permitting hardware add-ons (in the way that the Apple II does). It is only a potential, though. There are currently no cards to support the expansion slot, and Atari has said that it will only minimally support the expansion port. Further support will have to come from third-party add-on products.*

---

## Screen POKES On Expanded VIC

I own a VIC with a 16K expander. Recently, I typed in a program. When I ran the program, I got a syntax error in line 5033, a POKE statement. So, I LISTed 5033 and found that one of the numbers had been replaced by a strange graphics character. I corrected it and LISTed the line again to verify that it was corrected. It was. Yet, when I ran the program again, I found that the same thing had happened in line 5030. I went through this a number of times.

After a while, I just started deleting those lines that showed up with syntax errors. After deleting six or eight lines, the message came: SYNTAX ERROR IN LINE 28527. I didn't even have a 28527 in my program. I LISTed 28527 and got half a screen full of graphics.

Do you have any idea what could be causing this? Could there be something wrong with my computer or expander? I have POKEd that location before (not in this program) with no difficulty.

Dick Berti

*Jim Butterfield replies:*

*The usual reason that programs start to change mysteriously is that they contain errors which make them change themselves. On the VIC, this is often caused by misplaced screen POKES. Commodore's documentation doesn't make it clear how the screen can move around on a memory-expanded machine.*

*On an unexpanded VIC, your BASIC program would start at memory address 4097 and go up from there. You don't need to know that; but the program must go somewhere, and that's the place. The "screen*

*memory" is located at address 7680 and up. The manual mentions this, since a number of users like to POKE information to the screen. More on this in a moment.*

*You've expanded your VIC with 16K memory, and the above addresses shift around. Obviously, you can't still start BASIC at 4097 and have the screen at 7680—if you did, there would be no extra space for BASIC and your extra memory would be wasted. So the system automatically does a flip. It puts the screen memory at 4096, and starts the BASIC program at 4609. Now your BASIC program can occupy memory all the way up to 24575 and you'll have lots of room for big programs.*

*Most of the time you don't need to know all this. You can just type in your program and everything will be taken care of for you. But there's a possible catch.*

*Suppose you have a program written to POKE information to the screen of a small VIC. The manual tells us that screen memory is at addresses 7680 up to about 8185, and that's what the POKE statements use; you may have commands such as POKE 7680,1. And suppose you type this program into your 16K expanded machine. The program still says POKE 7680,1—but the screen isn't there any more!*

*The small problem is that the screen doesn't get its information. The big problem is this—7680 now contains part of your program. When you say RUN, the POKE command changes memory—not the screen, but part of the program itself.*

*If you know about the problem, you can carefully go through the program lines, spot any location where there is a POKE to addresses in the range of 7680 to 8185, and subtract 3584 from each address. That's about the best way to permanently solve the problem.*

*Most programs are written for the minimum 5K VIC. Look carefully for screen POKES when you adapt them to your expanded machine.*

---

## Insert A Disk With Power Off?

Could you give me the reasons why some programs on disk tell you to insert the disk before turning on the drive and others warn you that doing this may harm the disk? For example, *Zork* says to turn on the drive before inserting the disk (so does the *Percom* manual), but *Dark Crystal* says to insert the disk, then turn on the drive.

C. Weintraub

*It is usually inadvisable to turn disk drives on or off with a disk inserted. There is a chance that, when you turn on the disk drive, there will be a momentary surge of power to the read/write head. This is not too likely, but if it happens, a portion of your disk could be erased. Some systems, such as the Apple II, require that the disk be present in the drive when you turn on the system (the disk drive is powered by the computer).*

*For the Atari system in particular, you should turn on the disk drive first, insert the disk, then turn*



# Your ship has just come in.



Aboard the S.S. Slipshod, things are getting a little out of hand.

It seems that the navigator mistook an iceberg for Pittsburgh. With predictable results.

Soon, every state-room on the ship will have an ocean view.

But never fear, 'cause Captain Clutch is here.

He'll stoke the boilers to keep the game afloat, lead the passengers to the life-boats and rescue a few bars of gold along the way.

Why, you ask, doesn't the courageous Captain simply pocket the gold and row off into the sunset?

Because our Captain is above that

sort of thing, that's why. And besides, the game won't let him.

By the way, how long can you tread water?

Developed by Steve Morris.  
Available for your Commodore 64™

**WATERLINE!**



# TRONIX™

8295 South La Cienega Blvd.  
Inglewood, CA 90301 (213) 215-0529



on your computer. This will cause the disk to boot (load and run automatically). If you turn on the computer and drive without a disk in the drive, the computer will keep trying to read the nonexistent disk until you insert a bootable disk.

---

## Will The VICmodem Work With PET And 64?

I have a VICmodem. I was wondering what would happen if I plugged the modem into a 64 or Commodore PET. If it wouldn't work, what are the differences between the VIC's User Port and the others?

Seth Major

*The VICmodem will work with either the VIC-20 or the Commodore 64. The User Ports of these two computers are nearly identical. The PET/CBM series computers have a User Port also, and that port has the same edge connector as the VIC and 64. The bottom row of pins (A-N) has essentially the same configuration on all Commodore products. However, the top row of pins (1-12) is totally different on the PET/CBM. Also, the VIC and 64 have routines in their operating system ROMs which support serial communication through the User Port. The PET/CBM does not support in ROM any type of communication through its User Port. The VICmodem cannot be used with PET/CBM models.*

---

## Whiz Kids And The Real World

I have an Atari 800 computer and I wanted to know if I could connect my 800 with other computers to make one big system. I would also like to make a computer system that would be able to talk and do many programs like they do on the show *Whiz Kids*.

David Smith

*The TV show Whiz Kids is sometimes unrealistic. One episode had them turning on the sprinkler system in an effort to escape a room they had been locked into (of course the room had a computer terminal in it). There seemed to be no concern that the water cascading from the ceiling would almost instantly short out the terminal they were using.*

*Nevertheless, the show does feature current technology and trends. With a telephone modem and terminal software, you can call up other computers and exchange information. There are many small bulletin boards which distribute information and even free programs. You can also subscribe to information utilities, such as *The Source* and *CompuServe*. With a telephone and a modem, most computers can communicate with each other.*

*You can also buy a speech synthesizer, such as the Alien Group's VoiceBox, SAM from Don't Ask Soft-*

*ware, or the Votrax Type 'n Talk. These devices let you program your computer to talk, but do not give the computer any capability for real conversation. Even the most advanced artificial intelligence experts haven't solved that problem yet.*

---

## TI-99/4A Disk Drives

Is there any company that makes a TI-99/4A disk drive that does not require accessories?

Eric Chet

*TI, in fact, manufactures a "stand-alone" disk drive which has a built-in disk controller, and thus doesn't require the Peripheral Expansion System. This particular drive actually costs a little more than the disk controller card and the disk drive which are housed in the Peripheral Expansion System. If you are thinking of later expanding your system, you may want to spend the difference on the Peripheral Expansion System since TI no longer manufactures any other peripherals which work independently of this unit.*

---

## VIC-20 Static

I own a VIC-20. I use it on a black-and-white television. No matter how much fine-tuning I do, I can't get sound other than static. Is there any way this can be corrected? I have the RF Box without any adjusting screw inside.

Chris Nelson

*Could be a bad RF modulator. Try another.*

---

## 64 Lockup Bug

I am having a problem with my Commodore 64 which occurs when I use the DEL key to edit a BASIC program. While I am deleting, the program that I am working on RUNS! Even if I try to use the RUN/STOP key, it keeps going. Then, when it gets to an INPUT statement, the computer will not accept any keys. When I hit a key, even RETURN, nothing happens. The cursor just stays still and blinks.

R. Kasturi

*You are describing the infamous 64 keyboard lockup bug. It occurs when you enter a long line at the bottom of the screen, then back up to edit it. There is no way to recover from this lockup short of shutting your machine off, then on again. If you scroll your line up before you try to DEL any characters, there should be no problem, as this lockup will only occur at the very bottom of the screen.*

---

## De Re Atari Error

Attention! Anyone owning *De Re Atari*, I have found an error in it. In the section on Display List



# Sports Illustrated Sports Special

microcomputer news

Tuesday, April 1

## Four exciting sports games from Avalon Hill

### Colts romp over Dolphins, 24-7

Last night's sensational gridiron duel proved there are no underdogs in Avalon Hill's Computer Football Strategy.

The Colts ran in the first Miami punt and then capitalized on a Dolphin fumble to jump out to a quick 14-0 lead.



Early in the 1st qtr. with Colts in possession  
ATARI SCREEN

Dropped passes, penalties, fumbles . . . all took their toll in the exciting contest in the home of Ogie Pincikowski, newest armchair quarterback. Says Ogie with some satisfaction, "It's the next best thing to being out on the gridiron itself!"

In Avalon Hill's Computer Football Strategy you pit your skills as play caller against the computer or go head-to-head with a live opponent.

Atari® Home Computers 32K Disk (joystick required); Commodore 64® Disk; IBM® PC 64K Disk; TRS-80® 32K Disk and 32K Cassette for Models I/III/IV; Commodore 64® Cassette & Atari® Home Computers Cassette. All Diskettes \$21; Cassettes \$16.

### Marciano to spar Ali

Tomorrow night's 15 round Computer Title Bout matchup between two of professional boxing's greatest fighters promises to be historic in all senses of the word.

This "Match from the Past", as the bout has been dubbed, is slated to begin at 9pm in the basement of Marvin "Max" Maxwell's house on the outskirts of Baltimore. States Max, "I've always wondered if the incredible boxing skills of Ali could stand up to the sledgehammer fists of the Brockton Blockbuster."

Avalon Hill's Computer Titlebout will factor in dozens of variables in deciding the ultimate winner, round by grueling round.

Adds Max, "The game gives you the statistics of hundreds of contenders, and lets you do the pairing up. In fact, you can even create your own fighter. Computer Title Bout is a fast-moving game for two players, or solitaire against yourself."

Atari Home Computers 48K Disk for \$30.

### Tournament Golf a hole-in-one

"Sixteen feet to the hole and a steep break to the left." Harvey Hornbuster carefully considered his predicament. The entire match had come down to this last putt. Sink it and he's a hero; miss it and he'll be buying the drinks.



Hornbuster teeing off on second hole

Carefully, with a steady hand and just the right twist to the wrists, Harvey took his putt. Looking over his shoulders at the video screen, the other members of his foursome held their breath and stared as the ball steadily approached the hole and then disappeared. A perfect putt!!

Tournament Golf brings you all the tense excitement of a real day out on the links right in your own home. Hooks, slices, muffs, traps, water hazards and rough . . . it's all there and more, including two challenging 18 hole championship golf courses.

Apple Home computers 48K Disk for \$30. Joystick/Paddles required.

### Upstart Cubs Take AH Series in 6

Chicago's stunning victory yesterday in the living room of Computer Statis Pro Baseball's AH-League manager Milton Mousehouse didn't surprise the team's owner, Fred Smith. Commented Smith after the victory, "It was just sound management. My lineup selection, pitcher choices and timely substitutions carried me through."

Trailing 4 to 1 going into the ninth inning, the Cubs' bats finally came alive as they pounded in 5 runs to win the game, and the championship, 6 to 4. A good showing for Fred's cubs, especially after dropping the first two games to the defending champions, the Baltimore Orioles.

Added Milton, "Avalon Hill's Computer Statis Pro Baseball places you in charge of your favorite ballclub. Your decisions can make an also-ran into a pennant winner. You don't play against the computer. You can, however, play against yourself and have the computer do all the bookkeeping. It will even supply you with a printout of the box-scores after each game, if you have a printer."

Of course, you can also do as Milton and his friends did and organize a league of your own, capping it off with your own championship series. Computer Statis Pro Baseball puts you in the dugout, so to speak, especially with Milton's wife Mortina supplying the hot dogs!

Apple Home Computers 48K Disk for \$35; TRS-80 Mods. I/III/IV: 16K Cassette \$25 & 32K Disk \$35.



microcomputer games  
A DIVISION OF

The Avalon Hill Game Co.

4517 Harford Rd. • Baltimore, MD 21214

AVAILABLE AT LEADING  
COMPUTER GAME STORES  
EVERYWHERE

or call Toll-Free: 1 (800) 638-9292 for the name of a store near you. Ask for Operator S.  
\* Trademarks of Warner Communications, Commodore Business Machines, International Business Machines and Tandy Corporation.



# Challenge yo

**Make beautiful music.** Everyone loves music. And anyone who has ever hummed a tune can write one, now. Scarborough has taken the universal language of music and developed a software program that makes it fun and easy to write songs for budding composers of any age.


Even those who don't recognize a single note can be composing songs in 15 minutes. Simulated piano roll graphics and on-screen commands serve as a guide every step of the way — from scales and rhythm to more complex musical forms and theory.

With Songwriter, composing songs is as simple as "do-re-mi." Write a song, change, delete or add a note, change tempo and teach the computer to repeat musical motifs. Even save compositions to play back through the computer or your home stereo. For added fun, there is also a library of 28 popular songs to listen to and experiment with, as well as a series of educational activities for adults and children.

Songwriter is like a word processor for music that will bring the whole family back to the computer, again and again — because Songwriter encourages experimentation and makes the whole process fun. Isn't that why you bought a personal computer in the first place?

Every kid has a song in his heart. (So does the "kid" in every parent!) Help yours express it with Songwriter.

**Available for Apple,® Atari,® Commodore 64™ and IBM-PC® \$39.95**



# The Scarborough



# ur creativity.

**Be quick on the draw.** PictureWriter is magic! Create any shape or pattern, instantly. Fill areas with glowing colors and even hear pictures set to music.

PictureWriter brings out the artist in anyone. With this program, your child can create his or her own picture gallery and watch the computer redraw the pictures like magic on the screen. PictureWriter also includes a library of masterpieces by other "picture writers" that can be colored, edited and redrawn.

Like all Scarborough programs, PictureWriter encourages experimentation and continually challenges the child to explore new avenues. And all the while, PictureWriter subtly develops the child's familiarity with the fundamentals of step-by-step computer programming.

Getting started is simple. The built-in tutorial zips the artist into the program quickly and keeps him or her creatively occupied for hours.

The possibilities are endless with PictureWriter. In fact, children find it so captivating that parents will probably want to doodle with it, too. And why not?

You can't stay an adult forever.

**Available for Apple® \$39.95  
(Soon, Atari®)**



# ough System.

**You'll grow with us.**



Interrupts, page 5-3, there is an example listed in both BASIC and machine language. As it stands, the BASIC program does not work. The problem lies in the data. Simply change the number 141 in line 70 to 142. I arrived at this by hand-assembling and comparing my results with the data. As listed, the STX is STA.

Neil Goldman

---

## Serial Vs. Parallel Printer For The Atari 800

I have an Atari 800 and I am planning to upgrade my system with a disk drive and printer. What is the difference between serial and parallel printer interfaces, and which do I need for the Atari? Is there any advantage, one over the other?

W. E. Westervelt

*Serial printers receive information one bit at a time, while parallel printers can receive up to eight bits (one byte) simultaneously, making them faster. Parallel printers are more common, and often easier to interface with a computer. Serial printers require that you set up and specify values such as baud rate, word size, and stop bits, whereas parallel printers all operate according to standardized rules.*

*Parallel printers are usually cheaper than serial printers; serial is often an option. For your Atari 800, you can use a printer with either the Centronics parallel or RS-232C serial standard, but in either case you need to buy the 850 Interface module, which supplies the necessary conversions for the Atari's nonstandard serial port and the physical connections for the cables. Most software is set up to work with a parallel printer, however, so this may be the best choice. The newest Atari printers attach directly to the nonstandard serial port, eliminating the need for an interface.*

---

## Reading Commodore Files With The Kernal

How can I get data off my disk drive via the serial bus? Doing this in BASIC takes too much time. I am aware of the Kernal and its routines ACPTR, TALK, TKSA.

I have tried opening the disk for a read with BASIC, then I SYS to a small machine language program using the above statements. Unfortunately, I only get a string of shifted G's instead of the sequential file I want. I followed the reference manual closely, but still no luck.

Steven A. Bailey

*Jim Butterfield replies:*

*The only Kernal subroutines you need to use for reading from files are:*

```
CHKIN—$FFC6—connect input;  
GETIN—$FFE4—get a character;
```

CLRCHN—\$FFCC—clear input to default (keyboard)

*Don't forget to read ST (\$96 on PET/CBM, \$90 on VIC/64) to detect end of file. Try the following sample program for reading a file to the screen:*

```
100 DATA 162,1,32,198,255  
110 DATA 32,228,255,32,210,255,166  
120 DATA 144:REM(FOR VIC/64; USE 150 FOR  
    {SPACE}PET/CBM)  
130 DATA 240,246,32,204,255,96  
140 FOR J=828 TO 846  
150 READ X:POKE J,X  
160 NEXT J  
170 INPUT "NAME OF FILE";N$  
180 OPEN 1,8,2,N$  
190 SYS 828  
200 CLOSE 1
```

*This is a very simple program, of course, but it will help you see how simple use of the three subroutines can do the job.*

---

## Simulating Motion On The Apple

How does the Apple IIe simulate motion without sprites?

Ray Karter

*There are a number of ways to simulate motion on the Apple. One way is to repetitively print and erase a character as you move it about the screen. But the smoothest way to simulate motion on the Apple is to use a page-flipping scheme. This is accomplished by alternately switching between two graphics screens upon which two shapes have been drawn. While one screen is being viewed, the shape is redrawn on the second screen in another position. The position chosen depends upon the direction you wish to move the figure. After the second figure has been drawn, you can change certain memory locations (known as switches) to view the second screen. As you might imagine, this technique can also be used for animating figures. For more on this, see Leslie Grimm's "Animating Applesoft Graphics" in COMPUTE!, December 1981.*

---

## More On Commodore Double-spaced Listings

Regarding Double-spaced Listings On Commodore Printers ("Readers' Feedback," November 1983), line 15 contains a potential trouble spot. AD is likely to be greater than 32767 in the 64 (unlike PET); hence AD AND 255 may be an illegal quantity. The line should be:

```
15 POKE 55,AD - 256*INT(AD/256)
```

There is a simpler way to double-space on Commodore printers—send a line feed:

```
OPEN 131,4:CMD131:LIST:PRINT#131:CLOSE131  
[RETURN]
```

A file number in the range 128-255 sends a




# "How MECA experts taught us more Basic in one hour than we learned in 12 hours from a book."

"BASIC BUILDING BLOCKS" lets us interact with our computer and learn at our own pace. Dad says it's so easy to use, it even eliminates the need for him to read the manual. You should see all the programs Mom has written by herself. I like it because it really gets into the fun of the computer...fast. BASIC BUILDING BLOCKS is like having personal computer experts in our house."

My Dad

My Mom

Me



- A unique, challenging and entertaining introduction to BASIC programming
- Consumer testing shows that 9 out of 10 people didn't even need the manual
- BASIC commands fully demonstrated including disk access, sound and graphics
- Over 60 sample programs executing so you can see how BASIC commands work, learn program structure and flow of control
- Innovative program design for freedom of movement anywhere in the tutorial. This lets you test sample programs at your own pace until you understand how they work
- Actually encourages you to write and test your own programs
- Design useful programs, trace their flow and detect programming errors

Designed for IBM, Atari and Apple Personal Computers. Available where fine software is sold

**meCA**™ Software that makes your home computer worth having.™



line feed in addition to a carriage return, which causes double-spacing.

Elizabeth Deal

Another reader, Frederick L. Knapp, writes that the *Commodore 64 Programmer's Reference Guide*, on page 65, advises that "file numbers over 128 were really designed for other uses so it's good practice to use only numbers below 127 for file numbers."

*Use of the CMD command is, indeed, a simpler approach to double-spaced listings. (The PRINT# and CLOSE commands are included to tidy things up.) Commodore's cautionary note about the use of file numbers greater than 127 is intended to help you avoid generating an extra line feed, which might cause problems in tape or disk storage and telecommunications applications. Use of the higher file numbers for double-spacing is an exception to this rule.*

*Several readers have offered improvements to the published programs, and we have incorporated their suggestions into the revised listings below. These short BASIC Loader programs for the VIC and 64 POKE a machine language program into memory. They are wedged into the Kernal, where they check each output character to see if it is a carriage return. If not, the routine is skipped. If a carriage return is encountered, a second carriage return is sent to the output device to provide double-spacing. While the direct approach is simpler, the wedge routine has the advantage of allowing you to choose single- or double-spacing with a SYS statement in your own programs.*

### VIC Version

```
10 PRINT"{DOWN} TO START: SYS885" :rem 82
20 PRINT"{DOWN} TO STOP, PRESS" :rem 230
30 PRINT" RUN-STOP/RESTORE" :rem 239
50 FORA=885TO908:READB:POKEA,B:NEXT
:rem 220
885 DATA 169,128,141,38,3,169,3,141
:rem 203
893 DATA 39,3,96,201,13,208,5,32
:rem 43
901 DATA 122,242,169,13,76,122,242,0
:rem 227
```

### 64 Version

```
10 PRINT"{CLR}{DOWN} TO START, SYS679"
:rem 216
```

```
20 PRINT"{DOWN} TO STOP, PRESS RUN-STOP/R
ESTORE" :rem 161
50 FORA=679TO701:READB:POKEA,B:NEXT
:rem 212
679 DATA 169,178,141,38,3,169,2,141,39,3,
96,201,13,208,5,32,202,241,169,13
:rem 72
699 DATA 76,202,241
:rem 178
```

## Assemblers For VIC And PET

I own a VIC-20 and have access to a PET. I am working with machine language, and have two questions:

1. I know how to access the PET monitor. Does it have a built-in assembler and disassembler, and if so, how do you use them?
2. I have Tinymon for my VIC-20. Does Tinymon have a built-in assembler and disassembler?

Barry Courtois

*Commodore PETs have built-in monitors with six functions: load, save, display registers, display memory, execute program, and exit to BASIC. Jim Butterfield's "Tinymon" program offers those same functions to the VIC since it has no built-in monitor.*

*To add assembly and disassembly functions, you need one of the monitor extension programs such as Supermon or Micromon. Supermon for PET was published in COMPUTE! in the December 1981 issue; VIC Micromon (November 1982); Supermon 64 (January 1983).*

## Cassette Music For The 64?

On the Atari, some of the programs can load an introductory program and play music directly from the cassette to the TV. Is there any way that this can be accomplished with the 64?

Tim Coughlin

*The Atari cassette system is stereo—it uses one track for data, the other for sound. There is a direct link between the audio track and the television (or other sound output). The 64 uses a different, monaural cassette technique. There is no way to play sound directly through the TV speaker. Theoretically, sound can be digitized from the cassette unit, but the technique uses far too much memory. It is possible to feed in an audio signal (say from an external cassette recorder) into the SID chip, where it could be filtered and mixed with the other voices. There is no way to simulate the Atari method, however.*

COMPUTE! welcomes questions, comments, or solutions to issues raised in this column. Write to: Readers' Feedback, COMPUTE! Magazine, P.O. Box 5406, Greensboro, NC 27403. COMPUTE! reserves the right to edit or abridge published letters.




## Maxell Floppy Disks

The Mini-Disks  
with maximum  
quality.



Dealer inquiries invited. C.O.D.'s accepted.  
Call FREE (800) 235-4137.



PACIFIC EXCHANGES  
100 Footh. Blvd.  
San Luis Obispo, CA 94901  
In Cal. call (800) 542-5435  
(415) 544-1137





# Be confident because your PowerType Daisywheel correspondence becomes you.

When you can't personally be there, only the clearest typed correspondence should be your substitute. With a PowerType Daisywheel printer your documents look highly professional. And so do you!

PowerType. It's "typewriter friendly." Using a simple drop-in ribbon cassette, it bi-directionally types executive quality correspondence at 18 cps with a print wheel that holds 96 flawless characters.

Designed for personal or business applications, PowerType's carriage accepts paper that ranges

from letter to legal size, from fanfold to roll to cut sheet. You can set right and left margins, vertical and horizontal tabs.

Plus, of course, PowerType has both serial and parallel interfaces to enable it to connect to just about any personal or business computer.

So the next time you're going face to face through the mail, rely on PowerType. It will help you make a professional impression. And that's always very becoming.

**star**  
MICRONICS, INC.

THE POWER BEHIND THE PRINTED WORD.

Computer Peripherals Division

P.O. Box 612186, Dallas/Ft. Worth Airport, TX 75261 (214) 456-0052





# Computers And Society

David D Thornburg, Associate Editor

## Personal Computers And The Arts

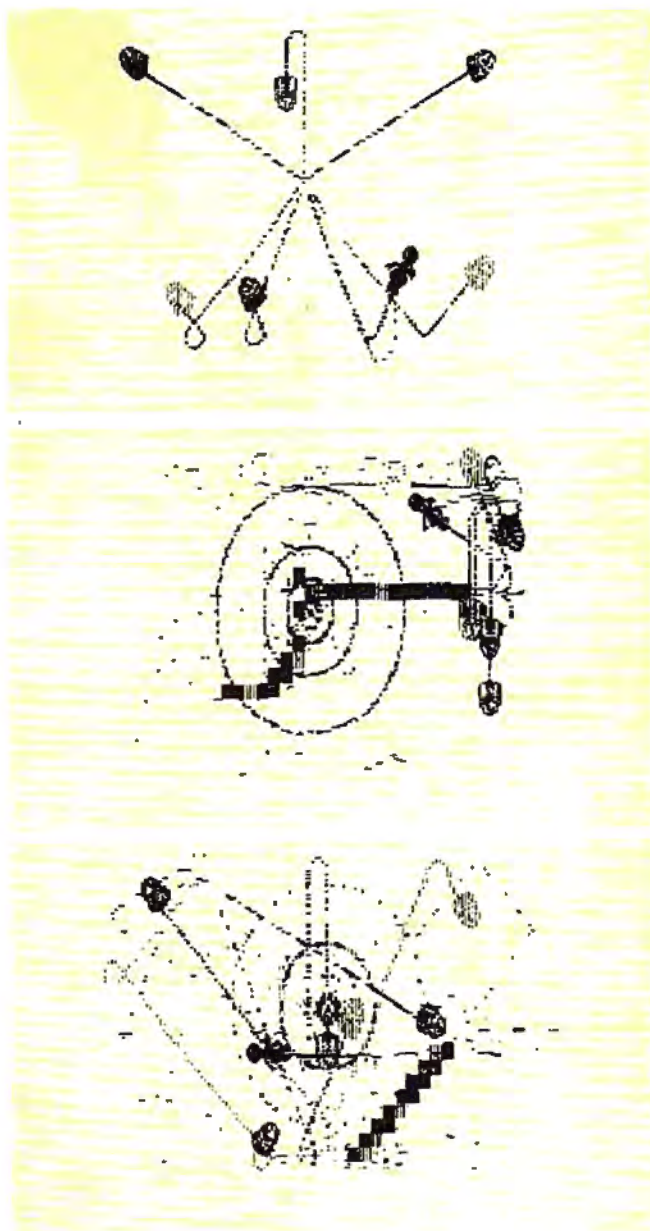
Last month we explored the exciting world of computers in the fine arts that was opened to us by Dale Peterson in his delightful book *Genesis II*. Most of the work described by Dale related to experiments on large computer systems. But, just as the pioneers may have developed interesting tools for the exploration of creative ideas on large computers, today's practitioners are bringing these same tools to personal computers.

Let's look at three products this month. Each can be viewed on several levels. There is an obvious (and marketable) level, and there are other levels, much more subtle and yet more powerful, that can only be seen when the product comes home and is used for a while.

### **Moondust**

I don't know Jaron Lanier's background, but he is a game designer who is also a fine computer artist. He created an "action game" called *Moondust* (published by Creative Software) that is, in reality, a synthesized artistic experience involving diaphanous colors and mellifluous sounds. The *game* aspect of *Moondust* involves planting on the screen a seed that you must drag your players over. As your players cross the seed, colors are spread out on the screen. If you can drag colors to the center of the screen, you get many points for your effort. Because the images are moving all the time anyway, it takes awhile to discover just how your joystick controls the player's motion.

During play, the screen is filled with abstract color patterns that gradually dissolve and merge in many delightful and unpredictable ways. The accompanying music appears somewhat random, but is always melodic—never harsh. The nature of the music changes as you move the joystick, so both sound and graphics are responsive to, but not totally controlled by, the user's actions."







## LAST NIGHT, COMPU SERVE TURNED THIS COMPUTER INTO A TRAVEL AGENT FOR JENNIE, A STOCK ANALYST FOR RALPH, AND NOW, IT'S SENDING HERBIE TO ANOTHER GALAXY.

**NO MATTER WHICH COMPUTER YOU OWN, WE'LL HELP YOU GET THE MOST OUT OF IT.**

If you've got places to go, CompuServe can save you time and money getting there. Just access the Official Airline Guide Electronic Edition—for current flight schedules and fares. Make reservations through our on-line travel service. Even charter a yacht through "Worldwide Exchange."

If your money's in the market, CompuServe offers a wealth of

prestigious financial data bases. Access Value Line, or Standard and Poor's. Get the latest information on 40,000 stocks, bonds or commodities. Then, consult experts like IDS or Heinold Commodities. All on line with CompuServe.

Or if, like Herbie, intergalactic gamesmanship is your thing, enjoy the best in fantasy, adventure, and space games. Like MegaWars, the ultimate computer conflict.

To get all this and more, you'll

need a computer, a modem and CompuServe. CompuServe connects with almost any personal computer, terminal, or communicating word processor. To receive an illustrated guide to CompuServe and learn how you can subscribe, contact or call:

### CompuServe

Consumer Information Service, P. O. Box 20212  
5000 Arlington Centre Blvd., Columbus, OH 43220

**800-848-8199**

In Ohio call 614-457-0802.





## Hear at last. Games with

Alien annihilation never sounded so good.

Because we've broken the sound barrier on home computer games. With music. You heard right. Music.

And we're not talking mamby-pamby little bleeps here, pal.

We're talking toe-tapping, finger-snapping, Top-40 stuff. Scored just for our newest releases. And playing throughout.

Which ought to keep a Joystick Jockey like yourself humming right along through each and every blast, bomb and blow-up that threatens your existence.

From strategy games to shoot 'em ups. Are you ready to face the music?

*If Our Music Has You Hearing Things, Wait Till You See This.*

Incredible, arcade-quality graphics.

And they're so great—how great are they? They're so great you'll want to play

them again and again. And then you'll tell your friends about them. And they'll want to play. And then your family will find out and they'll all want to play. And then that fat kid down the block will want to play. And all your sister's friends. And their boyfriends. And . . . better keep our newest releases a secret. Or get Dad to pop for another Atari.

*The First Games Ever, That Tell You What The Heck Is Going On, Right At The Start.*

It's just like a movie.

Except, instead of filling both hands with buttery popcorn, you've got your hand on the Joystick, tensed up for what's to come.

And while you wait, poised, ready, eager, you'll find out, through the terrific screen titles, the objective of the game, the characters and the scenario.

You'll find out what planet you're on.

What the fuss is all about.

Why you're involved.

And perhaps of singular importance to you, how to keep from being obliterated.







## real music for your Atari.\*



Our star. Our Numero Uno. The Tail of Beta Lyrae.™ Changes as you play. Will drive you out of your mind with unexpected switcheroonies. No one's ever mastered it. But you sure can try...




And then there's Cosmic Tunnels.™ Four games in one. Meaning four times the challenge. Four times the chance you might just get blown away. The graphics are sure to blow your mind!



Mr. Robot and His Robot Factory.™ Looking for a factory job? Here's an opening. Help Mr. Robot thwart the aliens. Screens scream with color, action and sound! Plus, a graphics kit to design your own game screens!



Monster Smash.™ is the gravest game to ever hit the cemetery. And it's filled with a deathly strategy. What do you have to do? Mash the monsters! Let the visitors live.



Cohen's Tower.™ gets you used to life in the Big City fast. Starting you off in a skyscraper. But the boss is really watching. So work fast. You might just get a raise... if you can handle the action.

Get ready to bring your Atari the most playable, the most graphically involving new games it's ever screened. Or heard.

It's the most out of our minds.

And together, with your Atari, we make beautiful music.

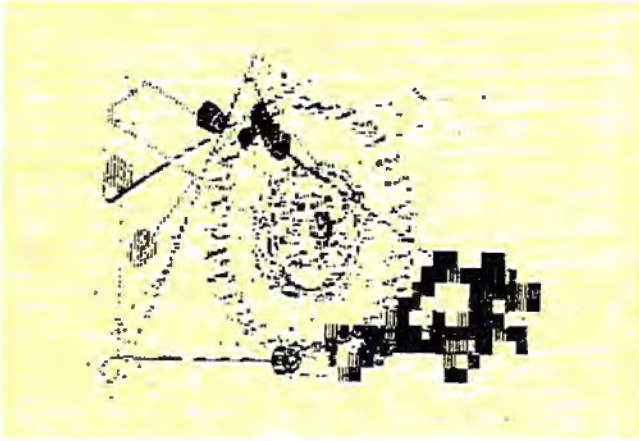


# DATAMOST

The most out of our minds.™

TM is a registered trademark of Datamost, Inc. 8943 Fullbright Ave., Chatsworth, CA 91311 (213) 709-1202 \*Atari is a registered trademark of Atari Computers Inc. ©Datamost 1983





Because of the "art" nature of this game, there is even a playing mode in which there is no scoring—you play the game purely for the aesthetic experience.

In an era that gives us games for such "pleasant" topics as nuclear war (for example, *Missile Command*), it is refreshing to see a game that appeals purely to our deep human sensitivity to artistic expression.

There is a problem with products of this sort, however. Games like *Moondust* don't have the instantaneous brand-name appeal of the commercially hyped products. As a result, innovative products tend to be seen only by people with a bent for exploring the unknown. *Moondust* deserves a wider audience than that because it is an experience that everyone can enjoy on several levels.

## An Adventurous Word Processor

Anyone who has walked past the children's section of a bookstore lately has probably noticed the great popularity of a literary form called interactive fiction. In these books, the reader takes the role of a main character. As the book proceeds, the character has to make several decisions. Based on each decision, the reader is directed to turn to a page where the story continues on a new path dictated by this choice. These books can be read over again, with the reader making different choices along the way.

While not pretending to be great literature, these books capture the hearts and minds of the young, and probably are beneficial in improving comprehension skills (you can't make an intelligent choice if you don't understand what you just read).

Since the idea of "branching" is common to computer systems, it was only mildly surprising (but no less delightful) to see that the "make your own adventure" idiom had been translated to the computer by Scholastic in their disk-based *Microzine*. The Scholastic stories are called "Twist-A-Plot" adventures, and they provide all the flex-

ibility and excitement of their printed counterparts.

And yet, as nice as Twist-A-Plot is, I wanted to see a "make your own adventure adventure"—a word processor that lets you create your own adventure stories from scratch.

Fortunately, I wasn't alone.

George Brackett and Scholastic have now developed a product called *Story Tree* that lets anyone write their own adventures with branches at all the right places:

"Just as you start to open the door, you hear a muffled scream ...

The choices are:

- Turn around and run.
- Open the door and walk inside."

*Story Tree* is not only a fine word processor, but it also encourages children's creativity by allowing them to develop a story in several directions at once.

Rather than stumble over the direction a story should take, *Story Tree* users can follow several branches to their hearts' content. Finished stories can be printed out (complete with page numbers and instructions for all the branches). But even more exciting than this is that *Story Tree* allows the user to write stories in which various branches can be chosen by chance. The weighting among various branches (for example, 20 percent for branch A and 80 percent for branch B) is set by the user and, when the story is later read, the computer will make choices automatically based on the likelihood for each branch. If a story using chance is printed out, the user is told to roll a die to determine which page should be read next.

Aside from the obvious and intended application of *Story Tree*, this program offers a wealth of other applications, many of which are yet to be discovered.

I have created a random limerick generator using *Story Tree*, and it can be easily used by teachers to create CAI materials. For example, a question can be asked. Depending on the choice made for the answer, the user will be automatically directed to review material or to the next phase of the program.

So, in creating a tool whose roots lie in a popular literary form for youngsters, George Brackett and Scholastic have given us a word processor that is also an authoring language whose uses probably transcend the dreams of its designer.

## PILOT As A Discovery Tool

The book *Genesis II* explored the computer as a tool for creation in the visual, auditory, literary, and recreational arts. Of all the computer languages that encourage experimentation in each of these areas, few exceed the capabilities of Atari PILOT. But, as we all know, a language can be



# WELCOME TO APSHAI. YOU'RE JUST IN TIME FOR LUNCH.



Boy, have you taken a wrong turn. One moment you're gathering treasure and the next you're being eyed like a side of beef.

You're in the Gateway to Apshai.™ The new cart-

ridge version of the Computer Game of the Year,\* Temple of Apshai.™

Gateway has eight levels. And over 400 dark, nasty chambers to explore. And because it's joystick controlled, you'll have to move faster than ever.

But first you'll have to consider your strategy.

Is it treasure you're after? Or glory? You'll live longer if you're greedy, but slaying monsters racks up a higher score.

The Apshai series is the standard by which all other adventure games are judged. And novices will not survive.

They'll be eaten.

*One player; Temple of Apshai, disk/cassette; Gateway to Apshai, cartridge, joystick control.*



**EPYX**  
COMPUTER SOFTWARE

**STRATEGY GAMES FOR THE ACTION-GAME PLAYER.**





greatly enhanced by a book that gives examples of activities that act as springboards for our own discoveries. *ATARI PILOT Activities and Games* by Herb Kohl, Ted Kahn, and Dale Disharoon (Reston Publishing Co.) is one such book. The authors have created a balanced book that explores all facets of Atari PILOT, not just to teach it, but to use it to explore other topics. In discussing creation in the written word, for example, they provide a PILOT-based version of Eliza, a programmed "Psychiatrist" first written by Joe Weizenbaum at MIT many years ago. This program is an example of an empty interaction. The computer asks questions and seems to be responding in a personal way to the user's problems when, in fact, it is responding mechanically, unthinkingly. In other activities, the authors explore the creation of stunning visual patterns, the creation of musical scores, and the creation of games.

This book is far more than a source of programs, however, as it opens the door to a free-form discovery-mode exploration on the part of the user. The reader is constantly being encouraged to think about what is going on. I was flattered to find that some of my favorites, such as "Twenty Questions" (see this column, September 1981) were included.

But my favorite PILOT program in this book

is an activity called "Metagame." The function of this program is to help the reader define a game of his or her invention. While it does not write the game for the user, the program does help clarify some of the issues confronting a game designer.

I have always liked PILOT as a language, and the facility with which Kohl, Kahn, and Disharoon were able to incorporate PILOT activities in such a wide range of applications merely strengthens my regard for it. ©

## Single & Dual Floppy Disk Drive For Commodore Computers

**Super Disk** is a Commodore compatible disk drive designed to interface to the various Commodore computers. The disk drive is compatible to the model 4040, 2031, 1540, and the 1541 disk drives and recognizes programs generated on any of these disk drives. The capacities are comparable to those found on the Commodore drives, and **Super Disk** recognizes the full instruction set of the Commodore drives. **Super Disk** offers RAM area within the disk unit, a serial and an IEEE bus interface.

For latest price info and to request a catalog of other products:  
Call 1-800-527-7573. In Texas call: (214) 484-7836.

**Southwest Micro Systems, Inc**  
2554 Southwell • Dallas, Texas 75229

## GENUINE HARDWOOD HOME DATA CENTER

This aesthetic, contemporary design enhances any room decor. The sturdy new 26" SSP Data Center with optional shelves adds the finishing touch to your computer and peripherals.

It's constructed from trimmed oak veneer with an earthtoned stain, and you can have your choice of a clear lacquer finish or unfinished.

The Data Center can be shipped assembled or in kit form, and buying factory direct means no middleman markup. Unfinished unassembled tables start as low as \$199.95.



Starcraft Specialized Products  
Starcraft Drive Topeka, IN 46571  
219-593-2550

**SSP ... CRAFTED IN THE MANNER THAT ONLY 81 YEARS OF EXPERIENCE PROVIDES.**



# GIVE YOUR KIDS A LESSON THEY'LL NEVER FORGET.



When kids have fun and learn at the same time, they're more likely to remember more of what they've learned. What's more, when they associate the two together — learning becomes an enjoyable activity. So they'll do more of it.

That's the basic principle behind the Learning Fun Series from EPYX.

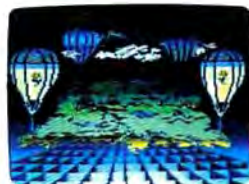
## **FUN WITH MUSIC. PARENTS TAKE NOTE.**

Fun with Music™ is designed to appeal to both you and your children. It comes with a songbook and has two modes of play. In the first mode, you can enter songs from the songbook — or compose your own. Then

play the songs back, adding or removing notes and changing tempo or key. Your computer is like a musical instrument with memory, and you see every note of it displayed on your screen.

The second mode lets you play your song in a fun-filled action game. You control a drum major trying to touch the notes before a small but pesky poodle catches up to him and slows down the parade.

Either way, Fun with Music gives you and your whole family the perfect mix of learning and play.



## **FUN WITH ART. JUST PICTURE IT.**

Creating art on the video screen is one of the newest forms of "high-tech" play for kids. And adults, for that matter. Plus there's nothing to clean up afterwards.

Fun with Art™ uses the computer and joystick to transform your TV screen into an artist's canvas with astonishing results. 128 colors, numerous brush strokes, all kinds of geometric shapes, and special fill-in and magnifying options are some of the 24 different modes and features available to create works of art never before possible.

Fun with Art brings out the artist in you, no matter what your age!

## **MORE LEARNING FUN ON THE WAY.**

These two are the first of an extensive series of Learning Fun games we have planned. Look for these, as well as other EPYX titles, wherever computer software is sold.

 **EPYX**  
COMPUTER SOFTWARE  
**LEARNING FUN SERIES.**



# How COMPUTE! Readers Use Their Computers

Bernie Ghiselin

*"What can you do with a home computer?" In December 1982, COMPUTE! published its first reader survey on the many uses computer owners were discovering for this new creative tool. Now, over a year later, we learn that COMPUTE! subscribers are extending their computing skills to even more diverse applications, from Sunday School classes to robotics.*

---

Sid Roberts has become a prisoner of the silicon society and has no idea how it happened. Or even why.

"I'm afraid the proper term is *hooked*," he says, sounding like someone admitting to an addiction.

One day in early December 1982, Roberts was somewhere above the clouds, on board a plane headed from Youngstown, Ohio, to Florida. To pass the time, he opened an in-flight magazine to an article about the Apple computer. "It sounded like something I ought to know more about."

That led to more articles. Then whole books. Not simply about this computer or that, but about the whole digital, binary, algorithmic way of knowing and creating. "I am a constantly curious individual," he says.

Sid Roberts did not understand all he read. But never mind.

In late January 1983 he bought a Commodore 64—and a disk drive, a printer, and a modem. "Two weeks after I bought it, the dealer went out of business." But that made no difference either.

## **Here He Is, Beguiled**

More articles. More books. He spends countless hours at the terminal. Trying this program. Trying that. Experimenting. Fiddling around. "If two days go by and I haven't touched the keyboard, I begin to get withdrawal symptoms."

Now, Sid Roberts is no pinball wizard clutching a handful of quarters, his nose pressed against the damp windows waiting for the game room to open on Saturday morning.

He is a professor of American history at Youngstown State University. He has published on the political uses of power and the role of businessmen as reformers in politics. He is active in civic projects. His wife, Patricia, is a lawyer.

Yet here he is, beguiled by nearly \$1,000 in microcomputer gadgetry that so far hasn't made one practical contribution to his life.

For example, Roberts is an avid gardener. But the computer hasn't made him a better gardener. Nor does he use word processing for academic papers. Since he has access to the university's mainframe computer, he has explored using the computer as a teaching tool. But the university said no; the computer science students need the mainframe. So Roberts went back home. He is working on a program for grading his classes. Does he need the program? Not really.

"I'm not doing anything any quicker than I could with paper and pencil."

Yet he continues to fiddle about, experiment, and read. He not only joined, but even helped to form, a Commodore 64 users group which at first met in his home. "It's kind of like open heart surgery. You want to tell others it's not as bad as they imagine."



Despite his frustrations, Roberts has no intention of chucking the whole thing. "I am absolutely fascinated by the concept of computing, the mental process. It turns me on."

## **A Major Phenomenon**

"I am not thinking in terms of the utilitarian. I am still interested in the process," he said one evening in early October. "I am like many, many people driven by a sense of curiosity. It's difficult to ex-



# ARCADE CLASSICS. A BLAST-FROM-THE-PAST.



Remember those great arcade games of the past?

Games like Bally Midway's™ Seawolf II™. As sub commander, you torpedo enemy ships moving at different speeds. Sink as many as you can, but watch out for the mine fields.

And Bally Midway's Gun Fight™. In the most famous shootout of all time, you'd better be a straight shooter and fast on the draw.

Epyx's™ Starfire™ gives you outerspace graphics that are out of this world. Plus a starship with laser cannons to help you rid yourself of alien forces.

And there's Epyx's Fire One!™ Hone in on the enemy with sonar. Then it's up periscope and torpedoes away.

EPYX has brought the arcade classics home—at the right price for you. We've combined the Bally Midway classics Seawolf II and Gun Fight on one disk and Epyx's classics Starfire and Fire One on another. So get the arcade classics today and have a blast-from-the-past on us.

*One or two players; joystick controlled; arcade style graphics and sound.*




**EPYX**  
COMPUTER SOFTWARE


**Strategy Games for the Action-Game Player**








Larry Barbato  
Springfield, Virginia  
Level 13



Joshua Galotto  
Belle Vernon, Pennsylvania  
Level 17




Mike Mahaffey  
Manhattan, Kansas  
Level 18




Mark E. Renne  
Bozeman, Montana  
Level 15




Steven J. Bannrucker  
Chapel Hill, North Carolina  
Level 18




Mike Stein  
San Jose, California  
Level 20




David Sasson  
Fort Lee, New Jersey  
Level 20




Karl Mikesell  
Palatine, Illinois  
Level 20




Richard Nalven  
Clearwater, Florida  
Level 20



Matt Meador  
Wichita Falls, Texas  
Level 15




John Reid  
Kent, England  
Level 20




Doug Hockstad  
Escanaba, Michigan  
Level 13




# The 12 Strongest People In The World.


 You may know them as students, doctors, office workers, lawyers. But don't let that fool you. They are the *Warriors of Ras*.™

At will, they can enter the world of Ras. A world where sorcery is real and heroics are commonplace. It is there that they'll find the four challenging new computer role-playing games: *Dunzhin*, *Kaiiv*, *Wylde* and *Ziggurat*.

You can join them, pitting your mind and reflexes against mazes filled with creatures that are more threatening at every turn. Turns that become more treacherous with every step. And with each triumph you become stronger, faster, wiser. 

Even better, you can carry your experience from one game in the *Warriors of Ras*.™ series to the next. You may need to. *Dunzhin*, *Kaiiv*, *Wylde* and *Ziggurat* are increasingly difficult.

So sharpen your sword and  gather all the strength you can muster. Because you could become a Level 20 Warrior. The strongest in the world.

And all the while even your best friends may never know what's happened to you.  **screenplay**.™

Box 3558, Chapel Hill NC 27514 800-334-5470



*Dunzhin*



*Kaiiv*



*Wylde*



*Ziggurat*

\$29.95 each. All games are for Atari and Commodore 64. *Dunzhin* is also available for Apple and IBM PC.

---

*You could win \$10,000  
from Screenplay anywhere our games are sold.*



plain to you.

"I have not bought programs because I'm not interested in using the computer to achieve a specific goal. I am interested in using the computer to learn about computers. It's impossible to be a professor in an American university and be oblivious to a major phenomenon."

Roberts shares a certain passion for exploration with many COMPUTE! subscribers.

Throughout October, more than 80 subscribers in 35 states were contacted by phone and asked, mainly, "Why did you buy a computer for your home? What do you do with it?"

In response to this rather presumptuous inquiry, many subscribers laughed and said, "That's a good question," implying they weren't at all sure. ("I know what you're asking and I don't know," said Glenn Haycraft of Omaha.) And then, following this awkward opening, they would list almost as many uses for a computer as there are people to ask.

Chris Hales of Orem, Utah, a masonry contractor, has developed an inventory spreadsheet. Ruth Fritz of Trumbull, Connecticut, a realtor, uses a computer for property management, keeping track of rents, taxes, and such. Robert Sperling of Woodmere, New York, uses a computer for his hobby, buying and selling antique cameras that can sometimes fetch \$8,000 apiece. Like many others, Mike Komar of Wantagh, New York, uses a computer for weight watching. And he's doing pretty well—he's lost 20 pounds.

Like many ham operators, Don Etters of Chester, South Carolina, plans to build an interface between his radio and his computer to translate Morse code into readable English. And Joseph Lepore of West Palm Beach, Florida, a construction salesman, is working on a program to match any dwelling against the state energy code. His program shows a builder the maximum heat load in a house built any of eight ways. "They get a worst case condition," said Lepore.

The list goes on. Subscribers are using microcomputers to handicap the horses, predict the World Series, and plot ballistics, pigeon races, and chess moves. There are countless college students accessing university mainframes and law students using word processing for their course outlines.

## Two Main Groups

In general, COMPUTE! subscribers fall into two groups: those who know programming, know what they want and can put their computers right to work. And those like Sid Roberts who feel "this is something I ought to know more about." So they charge off to the local community college to take a course in BASIC and even start into machine language.

## Not To Probe The Mysteries Of Refrigeration

In one way or another, Sid Roberts' experiences seem to be shared by many subscribers. They want something more than an ordinary appliance. They don't buy a refrigerator to probe the mysteries of refrigeration. Nor when they buy a TV do they care how J.R. Ewing gets from Dallas into their living room. But when they buy a microcomputer, something happens. They are not content to be passive consumers. They want to be the creators, the programmers. They want to see the genie behind the cursor.

Take Harvey Peters, 28, an auto mechanic in Havelock, Washington, who had no immediate need for a computer nor any knowledge of programming. He bought a VIC-20, took a class, and began teaching himself to program. For the last six months he has been working on an algorithm for character recognition. He wants to teach his computer how to read from an optical camera that uses RAM memory. "I've gotten a fabulous education for what I've put out," he said. "It's gotta be good for something."

Over and over, with only minor variations, COMPUTE! subscribers repeated the same reason for buying. "Why? That's a good question," said David Ficklen of Fort Worth, a machinist. "Because of the challenge. Just to learn about it." Neil Godfrey of Mesa, Arizona, a systems analyst, could chime right in: "Just the curiosity aspect of it," he said. "Just to get into the computer world," said Joel Johnson of Memphis, a psychologist. "So I can be as smart as my 8-year-old paperboy," said Mark Nowlin of Ponca City, Oklahoma.

There is, of course, something other than normal curiosity.

If COMPUTE! subscribers are characteristic, people buy home computers because they see the stagecoach of technology pulling out. They don't want their children abandoned in some educational or professional ghost town. This motive to buy runs through the list, regardless of age, education, or profession. "They need the exposure," said M. J. Plavetsky of Laurel, Maryland. "I feel wherever they go there'll be computers clicking away in the background."

## You Won't Be Able To Dig A Ditch

James Marinelli of Norfolk, Arkansas, says he's so busy running a tavern he hasn't had time to learn. But that doesn't matter. The main reason he bought a computer was "so my daughter won't be lost in the world." His daughter, Cindy Mae, is 1.

Brian McGrath of Greenfield, Massachusetts, is somewhat in the same boat. He can't use his Atari 800 in his work. But his children, Tara, 9, Sean, 8, and Brendan, 6, sure can, for writing and





# Play blackjack against the world's greatest casinos without ever leaving home.

Play *Ken Uston's Professional Blackjack™* from Screenplay.

Developed by the world's top player, *Ken Uston's Professional Blackjack™* is the most realistic blackjack game ever devised for home computers. And it'll bring 70 casinos from Las Vegas to Atlantic City right into your home.

This blackjack teaching system accurately simulates every casino's house rules and game variations. Cards are dealt and bets can be made just like they are in each casino.

In all, *Ken Uston's Professional Blackjack™* can create over 39 million different playing situations, complete with sound effects. So you can use the same strategies playing the computer as you would playing the real casinos.

In addition to game play, *Ken Uston's Professional Blackjack™* includes extensive card counting exercises to help you improve your skills. The techniques you'll learn helped Ken Uston win over \$5 million in the very same casinos you'll be playing against.

With *Ken Uston's Professional Blackjack™* you'll develop the skills needed to win at home. And at the casino.

**screenplay™**

Box 3558, Chapel Hill NC 27514 800-334-5470

*Ken Uston's Professional Blackjack™* runs in 48K on the Atari, Commodore 64, Apple and IBM PC.





spelling. His wife, Ann, does the programming. "I don't think you'll be able to dig a ditch in 20 years without a computer," said McGrath.

Ken Blohowiak of Green Bay, Wisconsin, has owned a computer for a year "for my son, first, he's eight, second his mother and third, me," he said. As things turned out, his son, Sean, is the big user. "He does mostly math with it, now has a spelling program. We only have two games. It's not really a game toy for us."

Games were never given as a main reason for buying a home computer. Except for Paul Gallaher, 30, of Chandler, Arizona, who majored in computer science and took masters level work in simulation and visual displays. "I must admit," he said, "my largest motivation is the games. I've always been involved with graphics and computers."

Gallaher's skill with graphics led to teaching his daughter, Dawn, now 3, how to recognize musical notes. He uses color graphics on his VIC-20 and toy xylophone. Dawn has not only learned to associate notes with particular colors; she has also begun learning numbers, pushing the key she needs to get the color she likes. "She only spends ten minutes at a time," Gallaher said, "but she's getting a lot out of the time. I've had her ask for advanced games."

And Gallaher has found other uses. Through a program designed to calculate the true interest on loans and mortgages, Gallaher realized an automobile dealer was less than straightforward on terms for a new car. Gallaher went to another dealer.

Wait. An infant girl asking for advanced computer games? What's going on? Apparently the Sid Roberts syndrome isn't reserved for adults.

Indeed, the kids are gobbling up all the software that parents will buy. For three things: games, programming, and the three R's.

## Crystals In A Cave

"I got down on my knees" and begged for a computer, said Toby Applegate, 13, of Ridgeway, Virginia. "I am definitely hooked on the computer." He spends about ten hours a week at the keyboard, either programming his own games or checking his math and algebra homework. "It's made understanding variables a lot easier," he said. "I hope it brings up my grade." His ambition? To write a program good enough to sell.

Mark Unger, 15, of Massapequa Park, New York, is one step ahead of Applegate. He's written a game called "Diver." The object is to swim into a cave, dive down, and retrieve a whole bunch of rare crystals scattered here and there. To do all this, of course, without drowning. "It's basically a maze game," said Mark, "but I thought of it myself." Time needed to write the program? Two weeks.

Mrs. Debbie Olson of Omaha said that when the computer arrived last Christmas, "it was strictly entertainment." Her younger children wanted videogames. But then her son, Robert, 14, rather took over. Not only is he teaching the other kids how to use a computer, he's trying to convert Commodore 64 language for use in a TI-99. "We had to limit him for a while," said Mrs. Olson. "He was spending that much time. He wasn't going outside or anything. Wasn't playing with his friends."

Last Christmas Paul Eitel, 14, of Circleville, Ohio, received a TI-99. He wanted a computer to make his own games. But it was also for school work. And what happened? "I've learned to spell a lot better," he says. Spelling was always a problem; out of 100 students in a spelling bee, Eitel would be the 13th eliminated. After a little help from the computer, he says, "I'm getting 100's on the weekly spelling test."

Royce Osborne of Cedar Rapids, Iowa, said microcomputers, first at school and then at home, made all the difference to his son, Jim, 14. "Before, you used to have to beat him over the head to go to school. Now, he doesn't want to come home."

If the students are doing well, so are the teachers.

Paul Fitzgerald works with emotionally disturbed children at a residential treatment center in West Haven, Connecticut. He has been teaching basic computer literacy and has found that whatever their handicaps, these youngsters have no fear of computers.

"A few can write fairly simple programs," said Fitzgerald. "Nothing real complicated yet, but they keep coming back for more. It thrills me to write a program and get it to do what they want. For some, it's just another arcade game. But it turned out they're all plenty bright."

With his TI-99, Michael Slane of Toledo has found a better way to teach his eighth graders about the Civil War. He's set up the lessons in the form of a football game and divides the class into teams. "As long as you keep answering correctly, you keep the ball," he said. If students talk during the game, their team loses yardage. "That's the only way you can play or you lose control," he said. "There's no doubt they've learned something from it."

That great numbers of young people, from toddlers to teenagers, should develop the Sid Roberts syndrome is no mystery to Bruce Keith of Union Lake, Michigan. "They can approach these things with a totally open mind," said Keith. "It's not overwhelming. They get far more out of it than I ever will."

## "It's Drastically Changed Our Life"

And the Keith family is getting a lot. Inez Keith



# Last Year Over 20,000 Americans Were Committed To Asylum.



Once people enter *Asylum*<sup>™</sup>, they don't want to leave. And neither will you.

Inside this thrilling adventure game from Screenplay<sup>™</sup> challenges lie around every corner, behind every door. There are hundreds of doors, too!

You've gone crazy from playing too many adventure games. You've been placed in the asylum to act out your delusions. To cure yourself, you must make good your escape.

There's no one you can turn to for help. Almost every turn leads to a dead end. Or worse, vigilant guards stand in your way. If you can't outmuscle them, can you outthink them? Inmates line hallways offering help.

*Asylum* runs in 48K on the Atari, Commodore 64 and IBM PC computers. See your local software dealer. \$29.95

But can they be trusted?

While getting out of the asylum may take months, you'll get into our game instantly.

Smooth scrolling three dimensional graphics give you a very eerie sense of reality. This feeling is also heightened by the use of

full sentence commands.

No wonder thousands of people bought *Asylum*<sup>™</sup> last year, and *PC World* recently named *Asylum*<sup>™</sup> one of the top ten games for the IBM PC.

Play *Asylum*<sup>™</sup>. All you have to be committed to is fun.

**screenplay**<sup>™</sup>



Box 3558, Chapel Hill NC 27514 800-334-5470

*You could win \$10,000 from Screenplay anywhere our games are sold.*



sells home interiors and uses their Atari for book-keeping and managing files. It has not only helped their son, Jerry, 10, with his spelling, but "it has improved my chess game," Keith says. "It really is a creative experience. It's like having your garden in your back yard turn out good."

But for squeezing the last byte from a home computer, perhaps few families top James and Deedee Hatch of Belleville, Illinois. Not only is their computer used practically every night, but they even take it to church on Sunday mornings. "It's drastically changed our life," he said.

Hatch is a meteorologist with the Air Force and bought a Commodore en masse with everyone else at his shop, for the group discount. Hatch wanted to crunch some numbers at home. Big numbers. In fact, for eight months Hatch has been trying to develop a new technique for meteorological analysis using Bezier equations. The object is "to find a better way of meteorological analysis by use of the small computer."

The Bezier process is explicit and describes an overall area by temperatures at selected points, whether at the surface or at pressure level. Then the analyst lays a grid over this surface to make a forecast. "An implicit operation has to be done a number of times," said Hatch. "With Bezier, given a scattered field of observations, one overall reading can be made."

At the moment, Hatch is bogged down. "My maximum effort is in the three-dimensional graphics package. And so far as I know, nobody makes a three-dimensional graphics package for the Commodore."

While Hatch waits for the software, his daughters, Susan, 8, and Stephanie, 10, are using the computer for games or to practice long division. Both have taken a summer course offered by the city of Belleville at \$50 each. They learned about the structure of arrays using Apple plotting commands.

In addition, the Commodore has practically become an employee of the First Baptist Church of Belleville, where Hatch is a deacon. It prints labels for the church newsletter and stewardship campaign, writes the deacon notes, and organizes the church budget. On Sundays the computer can be found at Sunday School teaching the Bible. The object is to win "jewels" by answering questions. "The first guy to get 15 jewels, an angel appears," says Hatch. "Its wings are flapping. It talks like a cartoon character. It's used for all ages." Finally, whenever honor is to be given, the dot matrix printer will make a certificate with hearts around the borders.

## Not Much TV Anymore

"What's really changed," said Hatch, "is the time we used to watch TV we now spend the time out

here" where the computer has been set up, in a laundry area off the kitchen. "My wife works on arts and crafts and I work on my computer."

Has Hatch extracted the last possible bit from his Commodore? Not at all. "We haven't begun to scratch the surface on the capability of the machine," he said.

Of course, Hatch is atypical. He has 17 years of programming experience and does not have to hunt and peck. But a similar pattern is found generally: Once the computer gets in the door, things change. It begins to kick out the TV and take over.

Why does Sharon McWilliams of Riva, Maryland, have two computers at home? "I have three sons. It saves trouble," she said. While her sons take one Atari for a program predicting the World Series, Ms. McWilliams uses another Atari for her job as a lab technician. "It started out as fun and sort of incorporated into our lives."

At the home of Jonathan Bruns in Broken Arrow, Oklahoma, the computer is so popular that "we kind of have arguments over who uses the machine first," he says. It's time for a second computer, perhaps an Atari. "If we have games, I never have time for my software," which includes figuring his taxes.

The compulsion to compute apparently resides not only in Youngstown, Ohio, but everywhere. Actually, it isn't necessary to look any further than Don Goldsmith of Hale, Michigan, whose appetite for the arcane seems limitless.

## The Atari Super Thermostat

For several months Goldsmith, a customer engineer with Perkin-Elmer Company, has been blocking out a program that would turn his Atari 800 into a complex thermostat. He plans to use the joystick ports which sense switch closure. Each port has four digital inputs, two triggers, and two analogue devices. "In one port you've got a whole lot of potential for doing things," said Goldsmith. His scheme is to install a device at each port, perhaps a varistor or photo transistor, that reads heat resistance levels.


"You can plug in direct or put a chip in between," he added. "You then write a program that interprets this calibration. Depending on how big your system is, you can put the devices at each joystick port. You can have it so it can sense the variation from one end of the screen to the other, the resistance movement.

"You can monitor the efficiency of your house. If you find it's pumping the same amount of heat, but not holding it, then you can look for the leak.

"If it sees the temperature shooting way up in a solar panel, and the temperature coming down, it would conclude there is a blockage some



# What's fun to do and teaches, too?



That's an easy one: HesWare™ educational software.

The children with the most answers in school are usually the children who enjoy learning. HesWare helps develop your child's interest in learning by making it fun. And along the way, develop familiarity and proficiency with computers—a skill that is becoming more and more essential to success.

HesWare educational software combines enjoyment with a creative learning experience. Unlike video games, HesWare educational programs involve your child—and that keeps their interest. Whether it's creating colorful and artistic pictures with Turtle Graphics, making up funny faces with Facemaker™ or helping America's favorite canine, Benji, save kidnapped scientists (and learn about the solar system in the process,) or any of the programs in our education library, HesWare gives your children a positive attitude toward learning and technology.

It's not expensive to give your child a headstart on the future. HesWare programs are available for most popular home computers, including the Commodore VIC 20™, Commodore 64™, Atari®, and IBM®.

HesWare educational software. Just one of the ways HesWare is expanding the computer experience. And expanding your child's horizons. Look for them at your favorite software retailer.

**Pleases the tough customer.**

**HesWare™**



HesWare is a trademark of Human Engineered Software. Facemaker is a trademark of Spinnaker Software. VIC 20 and Commodore 64 are trademarks of Commodore Electronics Ltd. Atari is a registered trademark of Atari, Inc. IBM is a registered trademark of International Business Machines.



place," said Goldsmith. "It might print a message on the screen, or start a motor, or maybe close shutters when it senses the sun is going down in order to hold the heat."

Now, anyone might think that a process control program of such complexity would be quite enough for one computer buff. But Goldsmith, 38, who's been dabbling in electronics since the sixth grade ("I started out being able to do nothing but play *Star Raiders*") has found something else for his computer—robots.

Radio Shack has introduced a robot arm that can be run by a home computer. Goldsmith is fascinated. "I just want to do some robotics work. I don't think it's an impossible job at all.

"It sits on a base with two joystick controls, a bending elbow, a wrist, a squeeze device. You've got to put some sensors on the arms to sense the movements."

Once he got it working, he concedes, the robot arm might be no more practical than a demonstration device or a game. "If nothing else, I can get some PR points with my boss," Goldsmith added. "It looks like it's going to be a real fun project."

Almost all COMPUTE! subscribers believe the home computer movement will grow. The direction is unanimously toward more learning, more involvement, more uses.

## The Silicon Society

"I think it depends on the documentation they get together," said Hatch. "There has to be development of a noncomputer jargon so people can program comfortably. The documentation is relatively hard to understand." At his church, he says, he is sometimes approached by members who ask: "We want a computer. Can you tell us why?"

Goldsmith is inclined to agree. "I think it has a potential for being a labor-saving device. It depends on how the technology progresses. Not everybody in the world wants to learn how to program. We're going to have to get to more turnkey systems—be more user-friendly."

Others are downright bullish.

"The coming age is computers," said Sharon McWilliams. "The money and jobs are in computers. That's the way I see things."

And Thomas Townsend, a systems coordinator for a large insurance company in Omaha, said we haven't seen anything yet. "By 1990, close to 80 or 90 percent of all homes will have some computer," he said. "Close to 35 percent will be tied in to some network. To buy groceries, go to the store. All ready for you. Pay bills. Find check balances. They talk about the cashless, checkless society. I think it's gonna be the silicon society."

©



# Commodore® owners:



## "THE FUTURE IS HERE..."



Dealer And  
Distributor  
Inquiries  
Invited

**Will your printer interface pass the Commodore® printer test? We don't think so!! Ours will.**

The CONNECTION™ is truly the ultimate parallel interface for the VIC20™/COMMODORE 64™. This fully intelligent interface plugs into the disk (serial) socket just like the standard printer and you can easily assign it any device number. It will provide virtually TOTAL EMULATION of the Commodore® printer including all standard graphic characters (normal or inverse), column tabbing, dot tabbing, graphic repeat, dot addressable graphics, cursor up/down mode, and more. It responds to all of the standard commands (PRINT #, OPEN, CLOSE, etc.) to insure software designed for the Commodore® printer will operate with the CONNECTION™. Use it in the TOTAL TEXT MODE, or purchase our Universal® CONNECTION that works with virtually EVERY DAISY WHEEL OR MATRIX PRINTER with standard Centronics Parallel configuration. To take full advantage of your printer's special features, please specify the printer type. Available for STAR MICRONICS, BX80, EPSON, OKI, NEC, PROWRITER, BANANA, SEIKOSHA, RITEMAN, GEMINI10X and others. ONLY \$119.00 Complete. (Additional ROMs are available if you should ever change printers).

### THE CONNECTION PROVIDES:

- 1) A 2K Printer buffer.
- 2) Full LED Status indicators.
- 3) Complete Built in self test.
- 4) Printer reset switch.
- 5) Adds Skip over perf, margin set, programmable line length, program list format commands to your printer.
- 6) No need for extra cost, special tape loader for graphics.
- 7) All features easily accessed from software.
- 8) ASCII conversion, TOTAL TEXT, EMULATE, and TRANSPARENT Modes.

\*Note: Only the Universal CONNECTION will not provide 100% Commodore graphics.

ORDER FROM

**MICRO  
WARE** D

1342B RT 23  
BUTLER, NJ 07405 201-838-9027



# THERE'S A COMPUTER BORN EVERY MINUTE... GIVE IT A HOME.

For **\$89.95** with the CS-1632 you can house your computer, peripherals, and accessories without spending a fortune.



The CS-1632 computer storage cabinets compact yet functional design fits almost anywhere while housing your computer monitor, joysticks, software, books and peripherals all for only \$89.95.

The slide out shelf puts the computer at the right height and position for easy comfortable operation.

The fold up locking door keeps unwanted fingers off the keyboard when not in use.

To store joysticks just turn them upside down and slide them into the inverted storage rack.


Twist tabs on the back of center panel allow for neat concealed grouping of wires, while power packs rest hidden behind center panel on shelf.

The slide out software tray has room for 14 cartridges or cassettes and up to 30 diskettes. Most brands of software will fit between the adjustable partitions with a convenient hook for the spare key at rear.

Stand fits Atari 400 & 800, Commodore 64 & VIC 20, Ti 99/4A and TRS-80.

Cabinet dimensions overall 36" high x 33-7/8" wide x 16" deep.

For those with a large computer family the CS-2748 gives you all the room you need for your computer, monitor, printer, peripherals, software, etc. at a price that's hard to believe: **\$299.95**.



To order CS-1632 send \$89.95 to:

To order CS-2748 send \$299.95 to:

**HYTEC**  
SYSTEMS

P. O. Box 446  
West Lynn, OR 97068  
For Fast Phone Orders Call Toll Free 1-800-547-3100  
Inside Oregon Call (503) 635-6667

Name \_\_\_\_\_  
Address \_\_\_\_\_  
City \_\_\_\_\_ State \_\_\_\_\_ Zip \_\_\_\_\_  
Quantity \_\_\_\_\_ CS-1632                      Quantity \_\_\_\_\_ CS-2748  
 Golden Oak Finish                       Natural walnut finish

My personal check, cashiers check or money order is enclosed.  
 Bill my VISA # \_\_\_\_\_ Exp. Date \_\_\_\_\_  
 Bill my MasterCard # \_\_\_\_\_ Exp. Date \_\_\_\_\_  
 Please include freight charge on my VISA or MasterCard.

Card Holders Signature \_\_\_\_\_  
Immediate shipment if in stock. If not, allow 3-4 weeks for delivery. If personal check is sent allow additional 2 weeks. CS-1632 ships UPS freight collect from Oregon. CS-2748 ships by truck freight collect from Oregon. Prices subject to change. Shipment subject to availability.

Both the CS-1632 and CS-2748 ship unassembled in two cartons. Assembly requires only a screwdriver, hammer, and a few minutes of your time.  
Choice in simulated woodgrain of warm golden oak or rich natural walnut finish.

The two slide-out shelves put the keyboard at the proper operating height while allowing easy access to the disk drives.

The bronze tempered glass door protecting the keyboard and disk drives simply lifts up and slides back out of the way during use.

Twist tabs on the back of the center panel allow for neat concealed grouping of wires while a convenient storage shelf for books or other items lies below.

The printer sits behind a fold down door that provides a work surface for papers or books while using the keyboard. The lift up top allows easy access to the top and rear of the printer.

A slot in the printer shelf allows for center as well as rear feed printers.

Behind the lower door are a top shelf for paper, feeding the printer, and a bottom shelf to receive printer copy as well as additional storage.

Stand fits same computers as the CS-1632 as well as the Apple I and II, IBM-PC, Franklin and many others.

The cabinet dimensions overall: 39-1/2" high x 49" wide x 27" deep.

Keyboard shelf 20" deep x 26" wide. Disk drive shelf 15-3/4" deep x 26" wide. Top shelf for monitor 17" deep x 27" wide. Printer shelf 22" deep x 19" wide.



**HYTEC**  
SYSTEMS



# What Makes A Good Game?

Charles Brannon, Program Editor  
Kathy Yakal, Editorial Assistant

*You know what games you like. You may not always know why you like them, but that why is just one of the many things software designers have to consider when they're creating a game.*

---

Remember the television show *American Bandstand*? After a new song was played, Dick Clark asked someone from the audience to rate it. If the song had a good beat and was easy to dance to, it usually got high scores.

The popularity of videogames, like songs, often depends on the quality of several elements. A song may have a good beat and be easy to dance to, but its lyrics may be poorly written. Or maybe there's a beautiful instrumental solo at the end that would have sounded much better at the beginning.

## **Selling Power**

Lists of best-selling software can indicate what videogames have widespread appeal. But a game doesn't have to be on a best-seller list to be considered good. Some very good games may never be seen by more than a handful of people, and some games that really don't have much quality can sell thousands of copies.

When the arcade game *Dragon's Lair* was introduced in the fall of 1983, people lined up to play it, perhaps due to its cartoon-type laser disk graphics. "I don't think it depends on technology, though," says Alex Leavens, of Dynamic Software Designs. "I think it has more to do with the color of socks that people are wearing this year. It's a random kind of thing."

## **Style Is Essential**

Randomness aside, Leavens emphasizes that the programmer's individual technique affects a game's success. "You don't necessarily have to have the most original game idea in the world. There are only so many original ideas," he says.

"You do have to execute it with style.

"There's nothing wrong with working a certain genre. I don't even mind a good clone. But with any game you do, you should put effort and creativity in your genre. You need to take more time thinking about what you can do with the game play idea."

Leavens, who has written several games for home videogame systems, recently cowrote *Boing* with Shirley Russell, published by first Star Software. Though it's a *Q-Bert* look-alike, Leavens emphasizes that the playfield is quite different. "Using imagination and creativity, you can take a game that's already been done and give it a new look and feel."

## **Telling Tales**

Every game has a story line, and you're involved in it, competing with either the computer or another player. Whether you're playing checkers or saving Earth, it's a game. You're trying to win, or at least to avoid destruction.

A justifiable story line is important too, according to Leavens. "You're trying to create a small universe within the game itself," he says. "People want to get involved with the story."

John Garcia, programmer of the Apple version of *Zaxxon*, agrees. "You have to have a good concept, and good concepts are difficult to come by," he says. "Playing a videogame can be like watching a movie, if you've got interesting characters and a good story."

That's not always simple. "What's easy to do on a computer is not subtle," says Garcia. "Blowing up things is easy. But adding the human element to a story line enhances the game."

## **Looking For More Depth**

A few years back, arcade games had timers on them. No matter how well you did, you had to stop when your time ran out. That upset the best players because they could have beaten the machine if they hadn't been stopped.

Arcade games don't have timers anymore. You may have to spend a lot of time to do it, but



# Six great games to make you really glad you own the COMMODORE 64™

Playing games is probably one of the main reasons you bought the computer you did — the COMMODORE 64™. When it comes to games, there are none more sophisticated, challenging — and just plain fun — than the strategy games from SSI.


We made our considerable reputation by producing some of the finest games for the Apple®. To make sure all you C-64 owners out there don't get left out, we're converting as many of our games to your favorite computer as we possibly can.

Here are just six of our ever-increasing line of C-64 games. Best of all, they're all waiting for you at your nearest computer/software or game store — today!

Our games are covered under a 14-day "satisfaction or your money back" guarantee.



**1.**

The North African Campaign of 1941-42 is faithfully recreated here. Just as knights on tall horses rode out on the First Crusade nearly a millennium ago, you'll have a chance to ride in your Crusader tanks against the invading Nazi forces.  
Disk & cassette. \$39.95



**2.**

Here's a real-time wargame that gives you the speed of arcade games and sophistication of strategy games. It is one of the finest and fastest tank-battle games ever made. You can choose from over 70 tanks, from the Nazi Tiger to the Abrams M-1.  
Disk & cassette. \$39.95




**3.**

Take to the skies with your trusty Sopwith Camel or Fokker DR-1 or any number of World War I planes. You can set up duels between two planes or stage grand dogfights involving as many as 20 planes.  
On disk. \$39.95




**4.**

If you've ever dreamed of playing the pro-tour golf circuit on the world's finest courses with the likes of Arnold Palmer and Jack Nicklaus this game is your dream-come-true. The famous Pebble Beach course is faithfully reproduced. This is golf simulation at its best!  
On disk. \$39.95



**5.**

Voted "1982 BEST COMPUTER SPORTS GAME" by Electronic Games magazine, Computer Baseball™ lets you manage any NL and AL teams of past and present. All the options of a real manager are at your disposal. You can even make up your own imaginary teams!  
On disk. \$39.95



**6.**

You can set up your own championship bouts using real champs to answer the age-old question: Who really was the greatest of all time? Could Joe Louis outwit Muhammed Ali? Could Jack Dempsey outslug Larry Holmes? Best of all, you get to manage!  
On disk. \$39.95



Apple is a registered trademark of Apple Computer, Inc.  
Commodore 64 is a trademark of Commodore Electronics, Ltd.



Screen displays are not necessarily from the Commodore 64™

STRATEGIC SIMULATIONS INC

If there are no convenient stores near you, VISA & Mastercard holders can order direct by calling 800-227-1617, ext. 335 (toll free). In California, call 800-772-3545, ext. 335.

To order by mail, send your check to: STRATEGIC SIMULATIONS INC, 883 Stierlin Road, Bldg. A-200, Mountain View, CA 94043. (California residents, add 6.5% sales tax.)

**WRITE FOR A FREE COLOR CATALOG OF ALL OUR GAMES.**

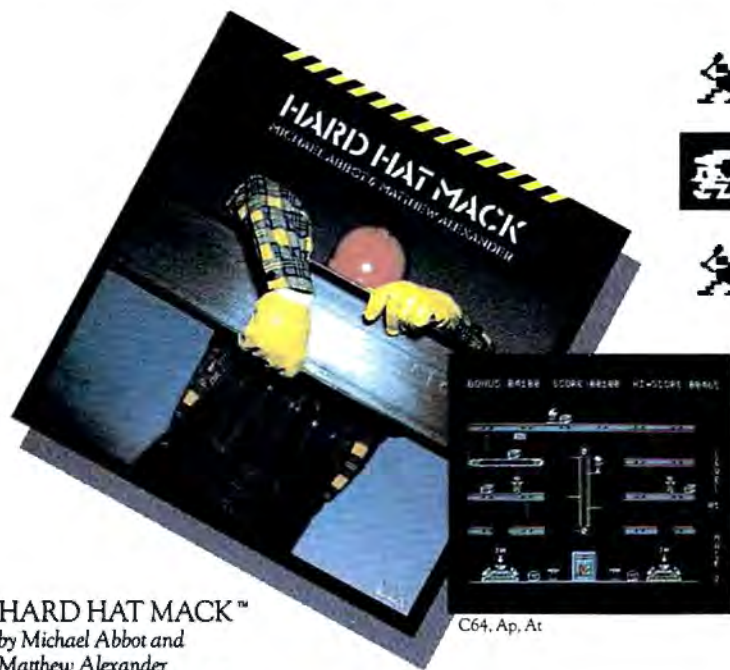


**FREE SOFTWARE**  
Buy 2, Get 1 Free by mail  
at participating local retailers

"Make note of that name, Electronic Arts. It may well set the standard for sophisticated entertainment software in the '80's."

—Creative Computing.

# ELECTRONIC ARTS COMES TO THE COMMODORE.



## HARD HAT MACK™

by Michael Abbot and Matthew Alexander

"An outstanding, state-of-the-art game. Hard Hat Mack is the blue collar hero of this three screen climbing game and his tasks are far from simple."

—Arcade Express

"If you put Hard Hat Mack in the ring with all other games on the market, it would win most bouts in the opening seconds of the first round. It's that good."

—Softalk



C64, Ap, At



## ARCHON™

by Free Fall Associates

"No review could possibly do more than hint at the manifold excellence of Archon. It is truly a landmark in the development of computerized strategy games."

—Video

"... you're bound to fall for it. Imagine a chess game in which you can cast spells."

—Creative Computing

"... the offices of A.N.A.L.O.G. echo with the searing roar of dragon-fire and shouted obscenities from angry players. Archon turns friend against friend and inspires grudges that can last for days. What better compliment can you give to a computer program."

—A.N.A.L.O.G.



C64, Ap, At



## MURDER ON THE ZINDERNEUF™

by Free Fall Associates

"Whodunit fans, drop your Agatha Christie and come running. This is your game! The graphics are among the most colorful and attractive I have seen in any game." — Antic



C64. At

## M.U.L.E.™

by Ozark Softscape

"A must-have."

— Electronic Fun

"May well become the Monopoly of computer games."

— Personal Software

"Graphics, sound and humor are superlative."

— Creative Computing

"Recommendation? Buy it."

— Sofline



C64. At



## PINBALL CONSTRUCTION SET™

by Bill Budge

"The best program ever written for an 8-bit machine."

— Steve Wozniak

"A fully integrated graphics-oriented design tool that lets you create your own video pinball games, required study for all serious software authors."

— A.N.A.L.O.G.

"A tour de force."

— Creative Computing



C64. Ap, At



# ELECTRONIC ARTS

## Home Software for the Commodore 64



now you can at least try to beat the machine. We tend to classify good players as the ones who can play the longest. If you're good enough, you can play forever.

But a good game should try to get at what people do well, not turn people into robots. Some people are looking for a richer experience. They want games that make use of the computer's power, not just take away quarters. Games like *Zork*, by Infocom's Marc Blank. Text adventures are a kind of gaming that you won't find in arcades.

## Using Capabilities

"Adventure games appeal to the more sophisticated buyers that this industry is seeing these days," says Bob Safir, a product evaluator for software distributor Softsel. "A game that understands and lets you use compound sentences is exciting.

"Games have to go beyond the expected, to challenge more than a player's hand-eye coordination. Computers can do that. Business software takes advantage of the computer's power. You have integrated packages for business that perform several functions. Why not games that do the same thing?"

"One of the things that computers do well is make millions of calculations," says Alex Leavens. "A good programmer should take advantage of that."

## Finding A Center

Graphics illustrate a game's story line. From the rather crude visual display of Atari's venerable *Pong*, all the way up to state-of-the-art laser disk technology, graphics have played a major role in the success of videogames.

Where you start in designing a program may have something to do with the quality of the finished product. There is some debate about whether you should design a game around its graphics, or the graphics around the game.

In some games, graphics aren't intrinsic to the game itself. Those games may be visually appealing and make your computer look impressive, but the graphics are extraneous. Their contribution to the game is almost an afterthought.

In other games, like *Q-Bert*, the graphics are the game. Careful attention is paid to shading and dimensions and color. This kind of three-dimensional effect, though not true 3-D, is quite impressive. In the future, many games will likely have a similar look.

## An Elusive Element

"Graphics are real nice, but there has to be more than good graphics in a game," says Datasoft's Garcia. "Primarily, it's playability that makes a good game."

*Playability* is a term many people use when

they rank the elements of a good videogame. What does it mean?

"Playability means that a game is responsive, that it has a good feel," says Garcia. "*Choplifter* is a good example. It looks good but it also plays well. A good game will embody both."

Micro D, a software distributor, values a game's playability highly. "Perhaps most important to us is playability; that is, how the game interacts with the user, and how easy it is to use," says Jim Hafer, a product evaluator for Micro D.

## An Audible Difference

Sound is another largely untapped resource, according to Garcia, "I think sound can contribute a lot to a game," he says. "Some game designers are bringing in sound specialists to work on games.

"But sound hardware is really not very sophisticated. The next generation of computers will have better sound chips."

Bob Safir looks carefully at what sound a game is already using. "When we're evaluating the sound on a game, it's important that the program uses the hardware capabilities to their fullest," he says. "How the sound is integrated with the play of the game is also very important."

## Variety And Complexity

Another element of a good videogame is constant challenge. Multiscreen games like *Donkey Kong* interest their players by having several levels of skill. And within each screen, there are often a number of levels to climb.

"Multiple levels will appeal to a wider age group," says Softsel's Safir. "The more screens, the more variety. But we have to watch for the entry level of a game. If it's too difficult at the start, players give up easily.

"The same goes for the end of a game. But whether or not you can beat the game is no longer the bottom line. It's the quality of play that's important."


Complexity is another factor. "Simple games don't make it anymore," says Jim Hafer. "You don't want to be able to master a game in two minutes or you won't want to play."

## No Limits

A videogame can be very technically complex, yet lack appeal because player involvement is limited. "*Dragon's Lair* is a very impressive game visually, but I don't think laser disk technology is the wave of the future," says Alex Leavens. "There's no creativity in it right now. It just allows you yes or no answers.


"No matter how gorgeous they look, video disks have a technical limit. Videogames have no limit. They allow the player a much wider kind of decision. That's one of the greatest things about videogames. You can do whatever you want." ©





# RESTON CLOSES THE GAP BETWEEN ART AND COMPUTERS

For the Atari 800 with 48k memory. Coming soon: 16k ROM cartridge.



## CONTEST!

For the best computer animation sequence created using *MovieMaker*™, a \$1000 prize. Entries should be submitted on disk by December 31, 1983. Winning entry will be shown at 1984 West Coast Computer Faire. For more details, contact Reston Publishing Company.

In Reston's new book, *Genesis II, Creation and Recreation with Computers*, by Dale Peterson, artists, writers and musicians use computers to create new visions, new sounds and new ways of expressing themselves, all interwoven with stunning illustrations. With *Movie Maker*, an exciting new program for the Atari® Home Computer by Interactive Picture Systems, you'll learn how to do these things yourself. You'll compose scenery and shapes, then propel them into continuous, flicker-free action. You'll actually make a short animated movie, right at your keyboard. Let Reston release the creative spirit in you.

*MovieMaker* is a Creative Pastime™ from Reston Software



A Prentice-Hall Company  
11480 Sunset Hills Rd.  
Reston, VA 22090

Available at your local bookstore and computer retailer or call us at (800) 336-0338.

Atari is a registered trademark of Atari, Inc.



# The Future Of Electronic Games

Kathy Yakal, Editorial Assistant

*Think how much videogames have improved in the past five years. Better graphics capabilities, inexpensive hardware, and hundreds of talented programmers have done a lot to advance state-of-the-art home video entertainment. COMPUTE! asked some of those programmers to outline their ideas about what the future holds for electronic games.*

---

When predicting the future of any creative industry, there are two types of evolution to keep in mind: technological advancement and artistic theory. "The primary thing I would emphasize is artistic development, as opposed to technological," says Chris Crawford, head of the Games Research Group at Atari. "I've read many articles on the subject that are just technical extrapolations. In essence, they take the present and magnify it. But history is not a process of amplification.

"Look at the way television has changed over the last 30 years. We've seen lots of technical developments, but the real advances have been artistic."

## Languages And Teams

Creating a videogame is an involved process. The programmer spends weeks, often months, on the design of the game, its characters, and action.

"We cannot keep writing games in machine language, sweating every byte," says Crawford. "I think the next few years will see a race between two processes. I don't know which of these two will develop.

"The first is better languages. The concept of higher level languages—that would let us concen-

trate more on the game itself and less on the technical aspects—is exciting. But high-level languages waste a lot of memory. It may be that we'll have computers so powerful that we can afford to waste that memory."

The second potential trend involves creative teams, groups of five or six people who work together creating different elements of a game. "The artistic teams so far have failed to achieve the unity that's necessary," says Crawford. "Creative people have big egos. That's a necessity. The only way you can really create glorious things is to be able to reject less-than-glorious things.

"Look at how long it took movie studios to become smooth-running operations. Now you have a team of experts, each of whom has their own area of expertise. Because the artists have clearly defined roles, it works."

## Can You Imagine A Movie With No People In It?

The answer to creating videogames that will appeal to a wider variety of people is simple, Crawford believes. "It's people, not things," he says. "Those are the magic words. If you look at games right now, they're all about things. There are never real people in them. But can you imagine a movie with no people in it? A book?"

The reason for that, says Crawford, is that things are easier to work with. "What we need is games that focus on human beings, on relationships. Programmers will be creating artificial personalities, characters with which the player can interact.

"Games of this type will break into a larger



A GAME FOR KIDS. BUT NOT NECESSARILY.

**FREE SOFTWARE**  
Buy 2, Get 1 Free by mail  
at participating local retailers

# What if you could get small enough to crawl inside your computer and see how all that stuff really works?



IT STARTS with an arcade-style game. You play it for a while and then something happens. The system goes down in a crash. And now your job is to find out why and make things right again.


Expert help is available in the form of a strange character named Charlie Fixit. He's got a way of making you small enough to get inside the machine. But being inside is yet another game. There are stray charges to duck, static to avoid, and all sorts of intriguing devices to explore before you can get everything back into working order.

The name of this unusual program is D-Bug, and it's a wonderful way to introduce your children (and maybe even yourself) to the terminology and basic workings of computers. But beyond this specific knowledge, you'll also learn some fairly subtle skills about how to link causes and effects, and how to develop creative strategies for solving problems.

D-Bug was designed, developed and programmed by ChildWare — pioneers in the field of computer literacy for children. It is just one of an entire line of programs we're publishing that deliberately blur the traditional distinctions between

education and entertainment.

D-Bug is now available on diskette for Commodore 64 and Atari home computers and can be found at your favorite computer stores, software centers, and in fine department stores throughout the country.



To find out more about our company and our products, write or call 2755 Campus Dr., San Mateo, CA 94403 (415) 571-5171  
Commodore 64 is a registered trademark of Commodore Business Machines, Inc. Atari is a registered trademark of Atari, Inc., a Warner Communications Company.



**We just made  
owning an Atari computer  
a lot more logical.**





## Introducing the Rana 1000 disk drive. It's a whole new game for Atari computers.



This two digit LED readout displays a code that tells you everything you need to know.

This switch tells you your write protect feature is keeping your information safe.

The remaining switches provide readouts on density storage, error status, and drive number.

This switch, when you touch it, tells you what track you're on.

When Rana Systems introduced the Elite Series of Apple® compatible disk drives, we didn't know what a tremendous impact they would make. It turned out to be a line so outstanding in performance, styling, capacity, and price, that it instantaneously made us a major force in the market. Well, needless to say, the response was so great that we were forced to create the same highly advanced disk drive for Atari®. A disk drive that when coupled with Atari's computer, could perform everything from accounting, financial planning, and stock charting, to word processing, business management, and letting you write your own programs. Plus, we made it simple enough for a child to use, for learning anything from the alphabet to a foreign language.

### Working with a diskette versus playing with a cassette.

Let's face it. The only reason Atari made a cassette option to their computer was to make it affordable. But now you don't have to settle for less. Because now you can get a diskette for your Atari computer which outperforms their cassette. With Atari's cassette you only get half the functions of a computer compared to what our floppy disk can give you. Their cassette is not only limited in the software available, but it also takes 20 times longer to get the information you need. And Rana's disk

drive offers twice the storage capacity of either their cassette or disk drive.

Why even stylewise our new low profile design not only looks 100 times more spectacular, but it occupies 3 times less space. And our new Rana 1000 also gives you a piece of its mind every time you use it, because our disk drive gives you information as well as takes it. And we think that says a lot.

### The disk drive that has all the answers.

Rana offers you a myriad of features Atari couldn't even conceive of. Like five electronic functions on the front panel that give you a LED readout when touched. Our disk drive tells you what track you're on, and what density and how much information you're storing. And, we have a write protect feature which protects your diskette from being erased. In fact, no other disk drive can offer you that.

As you can see, it was easy to build a disk drive superior to Atari's. Because for every reason you buy a disk drive, Rana has superior technology.

The Rana 1000 disk drive. It brings your Atari computer to a higher level of sophistication for a price one third lower than Atari's. So your choice shouldn't even be a matter of logic.

Just common sense.

# RanaSystems

*Always a step ahead.*



21300 Superior Street, Chatsworth, CA 91311 213-709-5484 For dealer information call toll free 1-800-421-2207 In California only call 1-800-262-1221 Source Number TCT-854



marketplace. I'm convinced that it's the wave of the future."

Atari Program Exchange recently released a game by Crawford called *Excalibur* for the Atari 800. In it, the player takes on the role of King Arthur, who is trying to unify England. "You don't just run around England hacking people up," says Crawford. "The emphasis is on interpersonal relationships between Arthur and the other characters, on values like loyalty, credibility, and prestige."

Crawford finds it difficult to categorize this game. "You can't call it an adventure game or a war game," he says. "It's a new genre. I think I've pushed way out into new frontiers with it."

### No Back-seat Picassos

In the coming years, advanced programming techniques may make it easier to create games, but this does not mean that anyone will be able to program a good game. "The designer must thoroughly understand the medium," says Crawford. "You can't have someone just coming up with an idea for a game and then have someone else program it. A properly designed game will retain its own unity."

"The greatest artists were all masters of their media. Can you imagine someone like Picasso visualizing a painting and then directing someone else to paint it by saying, 'Oh, put a little splotch of red there, and maybe some yellow over there...'? You can't be a good back-seat game designer any more than you could be a back-seat Picasso."

### Sound Improvements

Though sound hardware for electronic games is not very sophisticated right now, it can have a great effect on the impact of future games. "Games today are graphics-intensive and sound-poor. But sound has great emotional power. It reaches straight into people's guts," says Crawford. "Graphics are more cognitive."

"The problem lies in how we're going to use it. Right now, we put little snippets of sound in games. We have learned to use it as auditory feedback. A good sound system requires a lot of memory. The short-term solution to better sound in games would be getting more memory into our computers."

"But I think the day will come when we have a sound track for a game, like we do for movies. Sound will be more integrated into the game."



Chris Crawford

### More Time Means More Depth

Games that deal with human relationships, as Crawford foresees, will necessarily take more time to play than current games. "I think games in the home are going to get much longer," he says.

"In the past we have offered people *thrills, action!* That makes for a very fast game. It only takes about ten seconds to blow something up. But character development takes time, and, in the future, you'll be developing relationships with people in games. This will create a richer experience for the player. I look forward to the day when playing a videogame is like reading a book."

### Greater Capabilities

Another recent innovative game is *Pinball Construction Set*. Its author, Bill Budge, formed his own company and sold programs for a few years. He now designs games for Electronic Arts.

Though his first designs were basically conversions of arcade games, he feels that people are tiring of those. "Arcades are gradually going to lose their appeal," he says. "Home computer games are getting a lot more involved. There are some real powerful computers coming along, with more memory and more powerful microprocessors."

"Business users have defined what they need computers for. The home user is more vague—he doesn't really know what he wants yet. I think we'll be seeing entertainment software that is more flexible and intelligent."

### Putting The Game First

Graphics have a long way to go, according to Budge. "The only thing we have at this point is sprites, and that's very limited. You've got computers whose architecture is very dependent on the sophistication of the graphics chips. Within ten years, you'll have chips that are capable of generating almost TV-quality video."

Sound, Budge believes, will be as important as graphics in games of the future. "I think sound will get better faster than graphics," he says. "We're not even close to the theoretical limits."

As graphics and sound improve, it will not be difficult for anyone to program whatever they want to see in a game. Does that mean people like Budge will be out of a job?

"The name of the game is knowing what



Bill Budge



# Remember that tire you kicked...?

It certainly remembers, and it's not exactly happy about it. And your steam iron? It's sick of being tied up. The way you wrap that cord tightly around it and then shove it in the closet. They're mad. Fighting mad. And they're organizing for the attack in Megamania for Atari home computers and the 5200.

Faster and faster they come, and from everchanging directions. You've got to shoot to stay alive.

They've organized those ice cream sandwiches you left in the back of the freezer, the dice you said were bad luck.

Your peaceful home is a hotbed of discontent. And telling the tire you're sorry isn't going to help.

Designed by Steve Cartwright, adapted by Glyn Anderson.

Megamania™ for Atari Home Computers and the 5200™.

Atari and 5200 are trademarks of Atari, Inc. ©1983 Activision, Inc.



 **ACTIVISION**  
We put you in the game.



to write," he says. "When it's possible for everyone to program, the game itself, the concept, will become the most important thing. The guy with the vision is going to do well."

## The Human Element

Budge believes that people need to feel a greater sense of interaction with a computer, and that programmers will have to be sensitive to that. "Right now, if you're a graphics wizard, you have

---

**"There must be 'hooks' in games that address people's minds. The human mind is always demanding at every level, not just visually, but also emotionally and mentally."**

---

a license to write software," he says. "There's a tendency now to make things easy for the programmer, but harder for the user."

Videogames that involve more human interaction will appeal to women. "There's a trend toward games that are more open," says Budge. "It's not just the young boys in schools that feel like they own the computer anymore. It's important to have some women come along who are software superstars.

"It's difficult to think of real interaction with the computer, and to program games that involve it. It's much easier to blow up the alien than to talk to it. I'd rather build things."

## Planning Ahead

Fernando Herrera thinks about the future of electronic games every time he sits down at a computer to work on a game. "To make a game successful today, you have to think about what people will want tomorrow," he says. "Every game has to be a little more sophisticated without taking out the fun."

Herrera wrote his first program, *My First Alphabet*, to help teach his visually impaired son, Steve, to read. That educational game won the first Atari Star Award in 1982. Herrera gave up his career in architecture to devote his time to writing software and managing a computer store. He is now the head of design and engineering for his own company, First Star Software.

## True Graphics

"In the next few years, people will be demanding more and more realism in graphics," says Herrera. "Games are already stepping from the gadget stage to being real games.

"Graphics have to get better. The earliest graphics were made by using little dots to form pictures. But how many different kinds of monsters can you make with eight dots? People get tired of seeing it. Now we are passing through the stage of cartoon-type graphics, with more realistic ships and creatures and other kinds of things. If we look farther down the road, we will be getting to the stage where we see a kind of movie scene in a game."

## Challenging The Intellect

There is a scene in Herrera's game, *Astrochase*, where a spaceman walks out of his house to board the spaceship that will carry him off to fight aliens. As he walks out to his ship, he turns around and waves to his home and family. Though the graphics and fast action in that game might be enough to satisfy most videogame players, Herrera believes little human touches like these will become increasingly important to people.

"There must be 'hooks' in games that address people's minds," says Herrera. "The human mind is always demanding at every level, not just visually, but also emotionally and mentally.

"When you lose a game, it should be a miscalculation of your mind, not your hand. The way many games are now, you keep playing because you get angry with yourself. The game programmers have to make you believe it was your fault. I think we will stop seeing games that, when you lose, you are overwhelmed."

## Stretching Different Muscles

Herrera does not mean that games in the future will be easier to beat than they are now. "After you have lost and you come back for more, you have to be able to find more. You want to be able to make better decisions, to correct your mistakes," he says.

"It's like the game tick-tack-toe. After you've found that little secret that lets you win every game, you stop playing because it's not fun anymore. But if you could find a new way to win, you would keep playing. Games are evolving to the point where they are a challenge of the mind, not of the joysticks."

## No Bad Guys

Herrera bristles at the question of violence in future electronic games. "There is no violence in videogames," he says. "Violence, I believe, is one of those arguments against something new. There are two kinds of people—those who move ahead with the times, and those who resist them.

"If you kill a million aliens, that doesn't mean you're a murderer. I don't think videogames are affecting children in a bad way. The computer is the most positive device we have today. Especially compared to television, where you don't have to





# TO HELP EDUCATE YOUR CHILD, WE ASSEMBLED THIS DISTINGUISHED FACULTY.

It's a rare teacher who can make a child think learning's fun. But we've found several of them. And they make Monkeymath™ more fun than your child ever dreamed an educational game could be.



Monkeymath  
by Dennis Zander

Of course Monkeymath helps give your child a better understanding of addition, subtraction, multiplication and division. That's the part *you'll* like.


But the part your *child* will like is Monkeymath's arcade-type action and animation, three skill levels and scoring. So, like any good arcade game, kids just can't stop playing it.

In fact, in a recent issue of Antic magazine, David Plotkin called Monkeymath "... one of the most entrancing educational games ever written." (And Monkeynews™ and Monkeybuilder™, our soon to be released reading comprehension and word recognition games will be every bit as entrancing.)

So Monkeymath does more than help your child understand math—it teaches him that learning can be fun.

And, as you can see, you don't find teachers like that just anywhere.

Monkeymath™, Monkeynews™ and Monkeybuilder™—a new educational series from Artworx® For the Commodore 64, Atari, Apple and VIC-20 computers. Cassette/Diskette from \$23.95. Artworx Software Co., Inc., 150 North Main St., Fairport, N.Y. 14450. For a free catalog of Artworx Software write or call 800-828-6573.



## Artworx®

So you can play.



take an active part."

The positive effects of a computer do not come from strictly educational software, Herrera believes. "Good video-games teach kids how to make decisions, how to analyze things. Violence in games should not be used as an argument against them. Cars actually kill thousands of people every year. Should we ban cars?"



### A Long Way To Go *Fernando Herrera*

Stretching the capabilities of existing computers to their absolute limit is a programmer's responsibility, according to Herrera. "But the computers we have today are very far from what we will have," he says. "Things like telephones and stereos are at the point where they do what we want them to do. Computers are not.

"You still have to do a lot of work to use a computer. You have to hook everything up, turn everything on, load things. These things are still totally unknown to many people.

"The computer has not yet become an extension of you, like the TV has. We will someday be as familiar with computers as we are with the telephone now. And you won't need to know about things like RAM, ROM, and K. You'll probably have an antenna on your roof that can tune you in to a kind of megafile."

### Moving Toward Movies

Herrera's prediction that video-games will resemble minimovies in the future is shared by many game designers. One of them is Jon Conrad, a graphic designer who worked on the new arcade game *Bouncer*. "The marketplace up to now has not been involving designers. You generally have one person that writes the program, both technically and artistically," he says.

"In the future, it's going to be like producing a small film. You'll have a writer, director, animator, and art director, all involved in producing one video-game."

*Bouncer* was produced by such a team. The game has four different scenes, with many characters and possible scenarios in

each scene. Its high-resolution graphics (512 x 384) create visual effects that are some of the most sophisticated that this industry has seen.

"It's not so much that we're using a new technology as just a more powerful one," says Ulrich Newman, vice president of Entertainment Sciences. "Our architecture lends itself to a more high-level approach to programming."

### Allowing More Freedom

Though the technology may not be new, *Bouncer* utilizes the capabilities of existing hardware more than most other arcade games. "What we've done is build a very high-powered computer system" says Newman. "The program takes up two megabytes of memory. There are four processors used to manipulate data. The screen itself requires a lot of processing power. Each screen has 200,000 pixels."

Creating a character in a videogame usually requires the programmer to do a lot of technical manipulation. "Our system does all the grunt work," says Newman. "The data structure allows the designers to specify all attributes of a desired figure. Then the hardware takes over and actually creates the program."

What this means for the finished product is more movement, more interaction, bigger characters, and higher-resolution graphics. It also means that game designers don't have to spend as much time with the technicalities of creating a game, and can work just on those things that affect the actual play of the game. "You're freer to do things than you've ever been before," says Newman. "About 50 percent of a programmer's time right now is spent in doing things that are redundant. We should get that burden off him."



*Bouncer*, a new arcade game from Entertainment Sciences, contains 500 unique images.



# The END of DINKETY-DINK-DINK.


**A**nnouncing the first computer music program that actually sounds like music.

LET'S FACE IT. Up till now, music programs for your home computer have all sounded, well, pretty lame. There were the ones that resembled little electronic music boxes, remember? And then there were those that sounded like so many burps.

Enter Music Construction Set.<sup>™</sup> It's the first music program that really makes use of the power of that machine you've got. If you're a serious student, this means you'll be able to work with an intricacy and range of sound quality you've never heard before on a computer. And if you know nothing about music, you'll find something even more important. Namely, that this thing is simple enough to be a lot of fun.

Take a good look at this screen because it, you, and a joystick are the whole story here.

That's you at the right end of the staff of notes — the little hand. Move the joystick, and you move the hand. Use it to carry notes up to the staff. Lay in rests, signatures, clefs, then point



to the little piano in the lower right and listen, because you'll hear the whole thing played back.

Move those little scales in the middle up and down to vary the music's speed, sound quality, and volume. Use



the scissors to cut out whole measures, then use the glue pot to paste them in somewhere else. Got a printer? Great. Print the score out and show it off to your friends.

But what if you're not up to writing your own stuff yet? No problem. There are twelve pieces of music already in here, from rock 'n roll to baroque. They're fun to listen to, and even more fun to change. (Apologies to Mozart.)

The point is, the possibilities are endless. But if you're still skeptical, visit your nearest Electronic Arts dealer and do the one thing guaranteed to send you home with a Music Construction Set in tow.

Boot one up. Point to the piano. And listen.

**FREE SOFTWARE**  
Buy 2, Get 1 Free by mail  
at participating local retailers



  
ELECTRONIC ARTS<sup>™</sup>

MUSIC CONSTRUCTION SET is now available for Apple II, II+, IIe, and Commodore 64 computers. The Apple version, with a Mockingboard,<sup>™</sup> plays chords of up to six notes each. The Commodore version plays chords of up to three notes each. Apple is a registered trademark of Apple Computer. Commodore is a registered trademark of Commodore Business Machines, Inc. For more information about Electronic Arts, write us at 2755 Campus Drive, San Mateo, CA 94403 or call (415) 571-7171.



# THE MASTER KEY

Unlocks the door to the Commodore 64



Word Processing  
File Management  
Home Finance  
Electronic Paintbrush  
Terrestrial Game

INTERNATIONAL TRI MICRO  
The Gateway Series



# OPENS A NEW WORLD FOR YOU


Down a passageway exploring the multiple solutions to your software needs.

Browse through corridors of arcade entertainment, word processing, file management, home finance, and electronic painting.

Unlock this door now and receive five blank disks with proof of purchase prior to January 1, 1984.

**The Key—Only \$129.95**

**ENTER THE WORLD OF TRI MICRO**



**INTERNATIONAL TRI MICRO**  
1010 N. Batavia, Ste. G  
Orange, CA 92667  
714/771-4038



## More Depth On The Horizon

Newman doesn't believe a technology like this will be available on home computers for at least two or three years. "Even then, it will only be in a top-of-the-line machine," he says. "But the basic concept of what we're doing now, the premise of setting XY coordinates and letting the system handle the pixels, is being used now in home systems."

Not only will the quality of videogames improve greatly in the next few years, Newman believes, but also the methods used in getting them into your computer will be different. "I think downloading games over the phone lines will be very popular," he says. "It's far superior to spending 30 or 40 dollars on a cartridge that you may not use that often. If done properly, the phone-game concept can work."

Another trend that Newman foresees is interactive games, games where two computers are hooked together and individuals can play against each other. "When you do that, the game becomes a playing field," he says. "You're playing against a person, not a computer."

If these software designers are representative of the videogame industry's evolution, it appears that we've only scratched the surface of the potential power of videogames. Richer, more intense gaming is on the way. ©

## VIC-20 USERS!

Win your share of over \$5000  
in VIC-20 Hardware & Software in

**THE NATIONAL VIC-20 USERS GROUP**

★ ★ ★ 1984 VIC-20 SWEEPSTAKES ★ ★ ★

cardco, inc.

Amateur  
Accessories



MICROWORLD

NIBBLES & BITS, INC.

CHEATSHEET  
PRODUCTS

COMM-DATA  
COMPUTER HOUSE

Public Domain, Inc.

COM-CAP

• Open to ALL VIC-20 Users

• No Purchase Necessary

• No Entry Fee

**WIN:**

• Arcade Games

• Educational Programs

• Business Programs

• Stock Market Programs

• Sports Programs

• Children's Programs

• FREE NVUG Memberships

• Typing Tutor Programs

• Special VIC-20 Aids

• Memory Expansion

• Motherboards

• Word Processors

**AND MORE!**

TOTL

UNIVERSAL  
SYSTEMS

ACADEMY  
SOFTWARE

TAYLORMADE  
SOFTWARE

BASIC BYTE, INC.

APROPOS TECHNOLOGY

Boston Educational  
Computing Inc.

SHURE


The National VIC-20 Users Group and the Nation's Leading VIC-20 Dealers bring you the best thing to happen since you got your VIC!

**WRITE TODAY FOR YOUR FREE OFFICIAL ENTRY BLANK, PRIZE LIST, AND COMPLETE RULES!**

THE NATIONAL VIC-20 USERS GROUP  
BOX 34575 DEPT. C OMAHA, NE 68134


(VIC-20 Reg. TM of Commodore)

## POWER LINE PROBLEMS?



### SPIKE-SPIKER® ...THE SOLUTION

Protects, organizes, controls computers & sensitive electronic equipment. Helps prevent software "glitches", unexplained memory loss, and equipment damage. Filter models attenuate conducted RF interference. 120V, 15 Amps. Other models available. Ask for free literature.



#### DELUXE POWER CONSOLE

**\$89.95**

Transient absorber, dual 5-stage filter. 8 individually switched sockets, fused, main switch, & lite.



#### QUAD-II \$59.95

Transient absorber. Dual 3 stage filter. 4 sockets, lite.



#### QUAD-I \$49.95

Transient absorber, 4 sockets.

#### MINI-II \$44.95

Transient absorber, 3 stage filter, 2 sockets.

#### MINI-I \$34.95

Transient absorber, 2 sockets.

KAGLO®

6584 Ruch Rd., Dept. CP  
Berthelam, PA 18017

DEALER INQUIRIES INVITED \* CODs add \$3.00 + Ship.



215-837-0700

Out of State Order Toll Free

1-800-524-0400

## Modem with Printer Interface for Atari, Commodore, and Vic



Direct connect, autodial, autoanswer modem, also runs a parallel printer. 300 baud modem has built in Centronics printer port. Simultaneously prints whatever appears on your screen as it comes over the telephone.

One box does it all so you can receive the most from your computer. Terminal program supplied, complete and ready to run.

Auto-Print Microconnection retails for \$149.95.

the *microperipheral corporation*

2565 - 152nd Avenue NE, Redmond, WA 98052  
(206) 881-7544



# KRELL *is* EDUCATION



## CONNECTIONS

Krell's *Connections* is the most exciting development in educational computing since LOGO. *Connections* offers children of all ages a new world of entertainment and intellectual challenge. Parents and educators will be gratified by the intriguing yet serious nature of *Connections*.

*Connections* is accompanied by an initial set of data bases (included free with the game system) that deal with geography, chemistry, mammals, mathematics, tools, and everyday objects. *Connections* helps users to build their own data bases and to utilize the data bases created by others via the *Connections User Group Exchange Program*, 48K. **\$99.95**

## New! ALEXANDER THE GREAT

Available at last!!! *Alexander The Great* is the ultimate game for developing word and arithmetic skills, far better than Scrabble™. *Alexander The Great* permits equal competition between players at different skill levels. Complete graphics and range of options make *Alexander The Great* the best and most challenging, educational tool ever devised. Available for all microcomputers and in a board version, 48K. **\$39.95**


## KRELL'S SAT\* PREP SERIES

**70 POINT SAT\* SCORE INCREASE WARRANTY**

42 program series. Complete coverage of all SAT\* topics including The Test of Standard Written English. All materials presented in SAT\* format and at the same level of difficulty encountered in SAT\* Exams. Scoring and explanations provided instantly. Krell's unique logical design customizes this multi-disk set for each individual user. *Beware of imitations!* **\$299.95**

**Bonus Included:** The As & Bs of Academic Scholarships by Robert Leider and Shelly Schwab, 6th Edition.

Available at Selected Dealers



## New! PLATO'S CAVE

Spectacular game for aspiring scientists of all ages. Players probe *Plato's Cave* with light beams as they explore the relation between illusion and reality and the relation between evidence and inference. Graphic, dynamic, and challenging, with difficulty levels suitable for all, 48K. **\$49.95**

## KRELL'S LOGO

The M.I.T. authorized version. Comprehensive 4-disk set includes two copies of LOGO for Apple II™, all utility programs and Sprite drivers, all M.I.T. demonstration programs, shape editor, music editor, 21 program *Alice in Logoland* Tutorial Series, and massive documentation including full color wall chart. THIS IS THE GENUINE ARTICLE! Unlike the version marketed by Apple Corporation, KRELL'S LOGO offers the full package of M.I.T. features including the ability to save pictures.

**Spectacular Price \$89.95**

**TOP RATED IN INFOWORLD  
EXCELLENT IN ALL  
CATEGORIES!**

CALL OR WRITE FOR A COMPLETE CATALOG

**ACORN, APPLE, ATARI, COMMODORE, IBM-PC, RADIO SHACK**

Trademarks of Acorn Computer Co., Apple Comp. Corp., Atari Comp., Commodore Corp., IBM, Tandy Corp.

# THE GREAT AMERICAN S.A.T. CONTEST

CALL OR WRITE FOR DETAILS



N.Y. Residents add sales tax.  
Payment in U.S.  
dollars only.  
Prices slightly higher outside U.S.

**DEALER INQUIRIES  
INVITED**

## KRELL SOFTWARE CORP.

*The state of the art in educational computing*  
1320 Stony Brook Road  
Stony Brook, New York 11790

For all orders outside  
New York State

**800-24-KRELL**  
For information (516) 751-5139

SAT\* and "College Board" are registered trademarks and service marks of the College Entrance Examination Board. Krell Software Corp. has no affiliation with the CEEB and is solely responsible for these programs. Krell's M.I.T. LOGO® 1981 Massachusetts Institute of Technology. Infoworld® 1983 by Popular computing Inc., a subsidiary of CW Communication Inc., Framingham MA. Scrabble is a registered trademark of Selchow and Righter Company.



# CIRCUS

Craig Setera

*You don't have to run away to join the circus. Here's your chance to be Head Clown and pop clouds of balloons by catapulting your fellow clowns all around the big top. Originally written for the unexpanded VIC; versions also are included for 64, Atari, and TI-99/4A. Joystick required for the VIC, 64, and Atari.*

The circus has closed for the evening. It's your job to help the clowns remove the cloud of balloons from the ceiling of the big top, by catapulting them into the air so they can pop all the brightly colored spheres. But a prankster has released one balloon filled with laughing gas. If one of the clowns pops the laughing gas balloon, he's out of the game. Even a clown can't bounce and pop and giggle at the same time.

When the laughing gas balloon is yellow, it's safe to pop, and you are awarded 250 points. But if it's black, watch out. Each row of balloons has a different point value. The blue (bottom) row is worth 50 points, the green (middle) row is worth 75 points, and the red (top) row has a point value of 100.

Whenever you catch a clown on your board, you get 5 points. An extra man is awarded for every 2000 points.

To start the game, press the fire button on the joystick. As you play, you will notice a block moving left to right below the balloons. This block will cause your clown to rebound in the direction from which he came. There also are two platforms, one on each side, that keep the clown within reach of your teeter board. The platforms can be thought of as constructed with upside-down trap doors. When a clown lands on top, he will bounce back, but if he hits the bottom, he will pass through.

"Circus" is a two-part program for the unexpanded VIC. The first program contains the custom character data and play instructions. When it

is finished running, it will NEW itself, so be sure to SAVE it before you RUN it. The second program contains the game. You must LOAD and RUN the second program after running the first program, because the first program sets up the special graphics characters for the second program.

## Program 1: Circus, VIC Loader

```
20 PRINT"{CLR}{8 DOWN}{8 SPACES}{RED}C
   {CYN}I{PUR}R{GRN}C{BLU}U{RED}S{BLK}":C
   =0
30 PRINT"{DOWN}{3 RIGHT}PLEASE HOLD ON...
   ":GOTO500000
40 GOSUB1000
45 POKE36869,255
50 PRINT"{CLR}{11 DOWN}{8 RIGHT}{BLK}CIRC
   US"
60 PRINT"{HOME}{9 DOWN}{6 RIGHT}#####
   #":PRINT"{3 DOWN}{6 RIGHT}#####"
70 PRINT"{HOME}{10 DOWN}{6 RIGHT}#{DOWN}
   {LEFT}#{DOWN}{LEFT}#{2 UP}{8 RIGHT}#
   {DOWN}{LEFT}#{DOWN}{LEFT}#"
80 GOSUB2000
85 FORT=1TO3:FORP=1TO7:S=P
90 FORI=38604TO38614:POKEI,S
100 S=S+1:IFS=1THENS=2
110 IFS>7THENS=0
120 NEXT
130 FORI=38635TO38679STEP22:POKEI,S
140 S=S+1:IFS=1THENS=2
150 IFS>7THENS=0
160 NEXT
170 FORI=38702TO38692STEP-1:POKEI,S
180 S=S+1:IFS=1THENS=2
190 IFS>7THENS=0
200 NEXT
210 FORI=38670TO38626STEP-22:POKEI,S
220 S=S+1:IFS=1THENS=2
230 IFS>7THENS=0
240 NEXT
250 NEXTP,T
252 GOSUB1000:PRINT"{CLR}{9 DOWN}";
253 POKE36869,240:PRINT"{RIGHT}INSTRUCTIO
   NS(Y/N)?":GOSUB2000
254 GETA$:IFA$=""THEN254
255 IFA$="Y"THEN260
```



# Astro Chase.™

## The awards have come in.

 *Science Fiction/Fantasy Game of 1984*  
by *Electronic Games Magazine*

 *Most Innovative Software Program*  
1983 *Consumer Electronics Show*

 *Number One Atari® Computer Game in England*  
by *Popular Computer World Magazine*


 *Designed by Atari™ Star Award-winner*  
*Fernando Herrera*

## Now the Atari® System Cartridges have come out.

Atari™ 400/800 and 5200 owners get ready for the space battle of your life. Because now you can get award-winning Astro Chase™ in cartridge form from Parker Brothers. So you can enjoy all the fast-flying, fast-fighting thrills and brilliant graphics that were once only

available in disc and tape form from First Star.

So blast off with Astro Chase on any of the new Atari™ system cartridges. If you've got what it takes to save the planet after surviving thirty-four skill levels you deserve an award of your own.



### ASTRO CHASE™

Under license from First Star Software, Inc.

 **PARKER BROTHERS**

Coming soon for ColecoVision™ and Atari 2600,™ in disc/tape for Atari® Home Computers and cartridge for Commodore 64™ from First Star Software.

Astro Chase is a registered trademark of First Star Software, Inc. Atari 2600,™ Atari 5200™ and Atari Home Computers™ are trademarks of Atari, Inc. Commodore 64™ is a trademark of Commodore Business Machines, Inc. ColecoVision™ is a trademark of Coleco Industries, Inc. © 1983 Parker Brothers, Beverly, MA 01915



```

256 IFA$="N"THEN990
257 GOTO254
260 GOSUB1000
270 PRINTCHR$(14);"{CLR}{DOWN}THIS IS THE
  GAME OF{3 SPACES}CIRCUS."
280 PRINT"[DOWN]THE OBJECT OF THE GAMEIS
  {SPACE}TO POF ALL OF THE{2 SPACES}BAL
  LOONS."
290 PRINT"[DOWN]THIS IS ACCOMPLISHED
  {2 SPACES}BY MOVING THE JOYSTICLEFT
  {SPACE}AND RIGHT TO{5 SPACES}CATCH ";
300 PRINT"THE MAN.":PRINT"[DOWN]WHEN THE
  {SPACE}GAME STARTS{2 SPACES}PRESS THE
  FIRE BUTTON TO START."
310 PRINT"{HOME}{20 DOWN}{RVS}PRESS ANY K
  EY"
320 GOSUB2000
330 GETA$:IFA$=""THEN330
340 GOSUB1000
350 PRINT"{CLR}{DOWN}ALL CHECKERBOARD
  {6 SPACES}BLOCKS BOUNCE YOUR MANBACK.
  "
360 PRINT"[DOWN]AN EXTRA MAN WILL BE
  {2 SPACES}AWARDED FOR EVERY 2000POINT
  S."
370 PRINT"[DOWN]THE MOVING BLOCK WILL ALS
  O BOUNCE YOUR MAN."
380 PRINT"{HOME}{22 DOWN}{RVS}PRESS ANY K
  EY{OFF}"
385 GOSUB2000
390 GETA$:IFA$=""THEN390
400 GOSUB1000
410 PRINT"{CLR}{DOWN}BE CAREFUL OF THE OU
  T OF COLOR BALLOON IN"
420 PRINT"THE TOP ROW.{2 SPACES}WHEN
  {4 SPACES}THIS BALLOON IS BLACK IT WI
  LL BLOW UP"
430 PRINT"IN YOUR MAN'S FACE.{3 SPACES}WH
  EN THIS BALLOON IS{2 SPACES}YELLOW,I
  T WILL GIVE"
440 PRINT"YOU 250 POINTS."
940 PRINT"{2 DOWN}GOOD{SHIFT-SPACE}LUCK!!
  !"
950 PRINT"{HOME}{22 DOWN}{RVS}PRESS ANY K
  EY{OFF}"
960 GOSUB2000
970 GETA$:IFA$=""THEN970
980 GOSUB1000:PRINT"{CLR}":GOSUB2000
990 SYS64802
1000 FORI=46TO0STEP-2:POKE36883,I:FORT=1T
  O40:NEXT:NEXT:RETURN
2000 FORI=0TO46STEP2:POKE36883,I:FORT=1TO
  40:NEXT:NEXT:RETURN
50000 X=PEEK(56)-2:POKE52,X:POKE56,X:POKE
  51,PEEK(55):CLR
50010 CS=256*PEEK(52)+PEEK(51)
50020 FORI=CSTOCS+511:POKEI,PEEK(I+32768-
  CS):NEXT
50030 READX:IFX=-1THEN40
50040 FORI=XTOX+7:READJ:POKEI,J:NEXT
50050 GOTO50030
50090 DATA7448,28,62,47,63,63,126,96,0
50091 DATA7456,58,58,18,124,16,56,68,68
50092 DATA7464,128,64,32,16,24,28,38,37
50093 DATA7472,128,64,32,16,8,4,2,1
50094 DATA7480,1,2,4,8,24,56,100,164
50095 DATA7488,1,2,4,8,16,32,64,128
50096 DATA7496,0,0,0,255,24,24,36,36
50097 DATA7504,0,0,0,255,0,0,0
50098 DATA7512,170,85,170,85,170,85,170,8
  5

```

```

50099 DATA7520,255,255,255,255,255,255,25
  5,255
50100 DATA7528,170,85,170,85,170,85,170,8
  5
50101 DATA-1

```

## Program 2: Circus, VIC Main Program

```

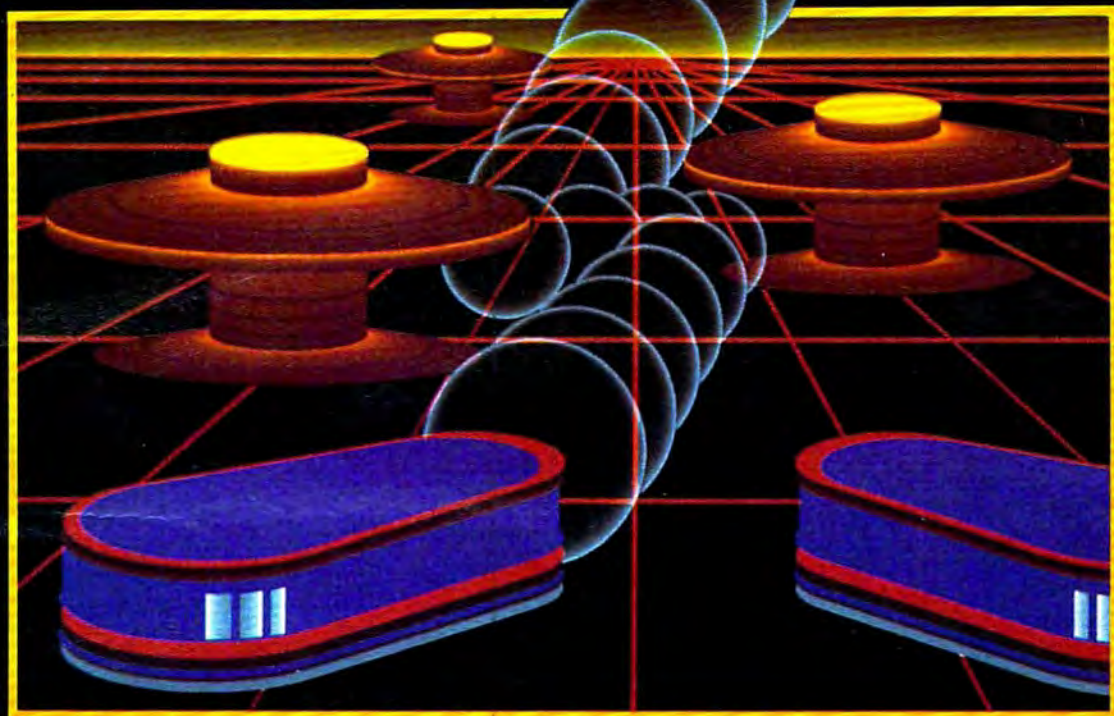
0 POKE56,28
1 CLR:S=7834:EX=1:L=3:SC=0:DD=37154:P1=37
  151:P2=37152:POKE36878,15:CL=30720
3 TC$="$ ${19 SPACES})*"
4 TB$(1)=" &{22 SPACES}%${21 SPACES}& "
5 TB$(2)="{3 SPACES}({19 SPACES}$'
  {20 SPACES}({2 SPACES}"
6 SS$="{9 RIGHT}{3 SPACES}{18 RIGHT}
  {5 SPACES}{19 RIGHT} "
7 SC$="{9 RIGHT}{GRN}###{18 RIGHT}{BLU}##
  ###{19 RIGHT}$"
8 POKE36869,255:T(1)=38:T(2)=40:GP$="
  {HOME}{18 DOWN}"
10 PRINT"{CLR}{2 DOWN}{RED}#####
  #####{GRN}#####{3 SPACES}#####
  #####{BLU}#####{5 SPACES}#####
  {BLK}"
12 FORI=16TO1STEP-1:PRINT"{HOME}{3 DOWN}"
  ;:FORT=1TOI:PRINT"{DOWN}";:NEXT:PRINTS
  C$
14 FORY=1TO75:NEXT:PRINT"{HOME}{3 DOWN}";
  ;:FORT=1TOI:PRINT"{DOWN}":NEXT:PRINTSS
  $
15 NEXT
16 PRINT"{CLR}{2 DOWN}{RED}#####
  #####{GRN}#####
  {BLU}#####{BLK}"
17 PRINT"{HOME}{DOWN}+++++
  ++"
18 PRINT"{HOME}{21 DOWN},,,,,,,,,,
  ,,,,,";
19 TT=1:D=-1:AO=22:MP=7800:MC=38520:TP=9:
  BA=66:Z=0
20 W=INT(RND(1)*21)+7724
21 PRINTGP$:TAB(TP);TB$(TT)
22 PRINT"{HOME}{16 DOWN}-----{12 SPACES}-
  ----"
23 PRINT"{HOME} SCORE=";SC:PRINT"{HOME}
  {14 RIGHT}LIFE=";L
24 POKEMP,36:POKEMC,0
25 GOSUB88:IFFBTHEN27
26 GOTO25
27 GOSUB88:U=INT(RND(1)*10)
29 IFZ=0ANDU>8THENZ=7:GOTO31
30 IFZ=7ANDU>7THENZ=0:GOTO31
31 IFPEEK(W)=35THENPOKEW+CL,Z
32 OS=S:S=S+1:IFS>7855THENS=7834
33 POKEOS,32:POKES,43:POKES+CL,0
34 IFJ0THENTP=TP+1:IFTP>16THENTP=16
35 IFJ2THENTP=TP-1:IFTP<0THENTP=0
36 PRINTGP$:TAB(TP);TB$(TT)
37 IFD=-1THEN40
38 IFD=1THEN49
39 IFD=1THEN49
39 IFD=1THEN49
40 OP=MP:MP=MP+AO:MC=MP+CL:PM=PEEK(MP)
41 IF(OP-7679)/22=INT((OP-7679)/22)ANDAO=
  23THENMP=MP-22:PM=PEEK(MP):MC=MP+CL
42 IFPM=32THEN48
43 IFPM=35THENGOSUB67:GOTO48
44 IFPM=T(TT)THEN56
45 IFPM=43ORPM=45THENMP=OP:D=1:AO=INT(RND
  (1)*3)+21:GOTO27
46 L=L-1:IFL<=0THEN77
47 GOTO16

```



# TAKE A BREAK!

For Apple,  
Atari, Commodore 64,  
and IBM-PC



## WITH NIGHT MISSION **PINBALL**

You deserve the best. You've earned it. Now reward yourself with a session of Night Mission PINBALL, the most realistic and challenging arcade simulation ever conceived! ■ Stunning graphics and dazzling sound effects put Night Mission PINBALL in a class by itself. Game features: multi-ball and multi-player capabilities, ten different professionally designed levels of play, and an editor that lets you create *your own* custom modes. ■ So take a break with Night Mission PINBALL from SubLOGIC. Winner of *Electronic Games* magazine's 1983 Arcade Award for Best Computer Audio/Visual Effects.



**See your dealer . . .**

or write or call for more information. For direct orders please add \$1.50 for shipping and specify UPS or first class mail delivery. Illinois residents add 5% sales tax. American Express, Diner's Club, MasterCard, and Visa accepted.

**Order Line: 800/637-4983**

**subLOGIC**  
Corporation  
713 Edgebrook Drive  
Champaign IL 61820  
(217) 359-8482 Telex: 206995





The man on the seesaw tries to knock out balloons in the VIC version of "Circus."

```

48 POKEOP, 32:POKEMP, 36:POKEMC, 0:GOTO27
49 OP=MP:MP=MP-AO:MC=MP+30720:PM=PEEK(MP)
50 IF(OP-7680)/40=INT((OP-7680)/40)ANDAO=
23THENMP=MP+22:PM=PEEK(MP):MC=MP+CL
51 IFPM=32THEN55
52 IFPM=35THENND=-1:GOSUB67:GOTO55
53 IFPM=45THENPOKEOP, 32:MP=MP-AO:MC=MP+CL
54 IFPM=43THENMP=OP:D=-1:AO=INT(RND(1)*3)
+21:GOTO27
55 POKEOP, 32:POKEMP, 36:POKEMC, 0:GOTO27
56 SC=SC+5:POKEOP, 32:PRINTGP$;
57 PRINTTAB(TP);SPC(48)" "
58 POKE36876, 140:FORT=1TO100:NEXT:POKE368
76, 0
59 PRINTGP$;TAB(TP);TC$
60 IF(TT=1)THENMP=8057+TP:MC=MP+CL
61 IF(TT=2)THENMP=8055+TP:MC=MP+CL
62 TT=TT+1:IF(TT>2)THENTT=1
64 D=1:PRINTGP$;TAB(TP);TB$(TT):AO=INT(RN
D(1)*3)+21
66 PRINT"{HOME} SCORE=";SC:PRINT"{HOME}
{14 RIGHT}LIFE=";L:GOTO27
67 POKE36877, 140:FORT=1TO50:NEXT:POKE3687
7, 0
68 IFMP=WANDC=0THENL=L-1:GOTO16
69 IFMP=WANDC=7THENS=SC+250:GOTO73
70 IFMP>7723ANDMP<7746THENS=SC+100
71 IFMP>7745ANDMP<7768THENS=SC+75
72 IFMP>7767ANDMP<7790THENS=SC+50
73 IFSC>EX*2000THENL=L+1:EX=EX+1
74 BA=BA-1:IFBA=1THEN16
75 AO=INT(RND(1)*3)+21
76 PRINT"{HOME} SCORE=";SC:PRINT"{HOME}
{14 RIGHT}LIFE=";L:RETURN
77 G$=" G A M E{3 SPACES}O V E R"
78 FORI=2TO19STEP2
79 PRINT"{HOME}{7 DOWN}";TAB(I);MID$(G$, I
, 1)
80 FORT=1TO100:NEXT:NEXT:FORI=1TO250:NEXT
82 PRINT"PRESS THE FIRE BUTTON TO PLAY AG
AIN"
83 PRINT"PUSH THE JOYSTICK DOWN TO END"
84 GOSUB88
85 IFFBTHENRUN
86 IFJ1THENPRINT"{CLR}":POKE36869, 240:END
87 GOTO84
88 POKEDD, 127:P=PEEK(P2)AND128:J0=-(P=0):
POKEDD, 255:P=PEEK(P1):FB=-(PAND32)=0)

```

```

89 J1=-(PAND8)=0):J2=-(PAND16)=0):J3=-(
(PAND4)=0):RETURN

```

**BEGINNING PROGRAMMERS**

If you're new to computing, please read "How To Type COMPUTE!'s Programs" and "A Beginner's Guide To Typing In Programs."

### Program 3: Circus, 64 Version

```

1 GOTO800
2 POKE53280, 6:POKE53281, 1
5 S=1304:EX=1:L=3:SC=0:SO=54272
10 POKESO+24, 15:POKESO+5, 17:POKESO+6, 241:
POKESO, 100
20 TC=27:POKE251, 112:POKE831, 0:POKE832, 0:
POKE829, 20
30 TB(1)=112
40 TB(2)=197
50 SS$="{19 RIGHT}{3 SPACES}{DOWN}
{4 LEFT}{5 SPACES}{DOWN}{3 LEFT} "
60 SC$="{19 RIGHT}{GRN}###{DOWN}{4 LEFT}
[BLU]#####{DOWN}{3 LEFT}$"
70 POKE53272, (PEEK(53272)AND240)+12
80 T(1)=38:T(2)=40
90 PRINT"{CLR}{2 DOWN}{RED}#####
#####";
91 PRINT"{GRN}#####
{3 SPACES}#####";
92 PRINT"[BLU]#####
{5 SPACES}#####";
100 FORI=16TO1STEP-1
110 PRINT"{HOME}{3 DOWN}";:FORT=1TOI:PRIN
T"{DOWN}";:NEXT:PRINTSC$
120 FORY=1TO75:NEXT
130 PRINT"{HOME}{3 DOWN}";:FORT=1TOI:PRIN
T"{DOWN}";:NEXT:PRINTSS$
140 NEXT
150 PRINT"{CLR}{2 DOWN}{RED}#####
#####";
151 PRINT"{GRN}#####
#####";
152 PRINT"[BLU]#####
#####";
160 PRINT"{HOME}{DOWN}+++++
+++++"
170 PRINT"{HOME}{23 DOWN},,,,,,
,,,,,
";
180 TT=1:D=-1:AO=40:MP=1244:MC=55516:TP=1
9:BA=121:Z=0:POKE834, TP
185 W=INT(RND(1)*39)+1104
190 POKE251, TB(TT):SYS49152
200 PRINT"{HOME}{16 DOWN}-----
{26 SPACES}-----"
210 PRINT"{HOME}{6 SPACES}SCORE=";SC:PRIN
T"{HOME}{25 RIGHT}LIFE=";L
220 POKEMP, 36:POKEMC, 0
230 GOSUB750:IFFBTHEN240
235 GOTO230
240 U=INT(RND(1)*10)
244 IFZ=0ANDU>8THENZ=7:GOTO248
246 IFZ=7ANDU>7THENZ=0:GOTO248
248 IFPEEK(W)=35THENPOKEW+SO, Z
290 POKE251, TB(TT):SYS49434:TP=PEEK(834)
310 IFD=-1THEN330
320 IFD=1THEN410
325 GOTO310
330 OP=MP:MP=MP+AO:MC=MP+SO:PM=PEEK(MP)

```



# IF YOU CAN FIND A BETTER WORD PROCESSOR OR DATA BASE SYSTEM WE'LL BUY IT FOR YOU.



## Word Writer

This menu-driven system includes:

A program which can be used by itself (stand-alone), or interfaced with Timeworks' Data Manager or Data Manager 2, enabling you to maintain and print out name and address lists, create individualized form letters automatically, and produce customized reports up to 20 columns wide, which can be incorporated into any text produced by the Word Writer.

**Two plastic keyboard overlays which place the word processing commands directly onto the keyboard.**

A full screen format (up to 80 characters) which simplifies your text entry and editing.

All the essential features—plus some exclusive Timeworks extras—making this system completely functional for most home & business requirements.

## Data Manager 2

This system includes:

A menu-driven program that easily lets you store information on a wide variety of subjects—from general name and address lists, to research data. This program will also calculate and store any corresponding numerical data.

Quick access to important information. Items can be easily retrieved and printed by category, name, index code, date range, amount range, or any category of information stored in the system.

Outrageous offer? Not really. For your Commodore 64, we're putting our money where our mouth is, because the Timeworks Word Writer and Timeworks Data Manager 2 are so complete—so extremely easy to use, we think nothing beats them at any price. (Our suggested retail prices are: \$49.95 for Word Writer. \$49.95 for Data Manager 2.)

Timeworks exclusive X-Search™, X-Sort™ and X-Chart™ features allow you to easily cross-search any of the categories. Or arrange your stored items in increasing or decreasing order, alphabetically, numerically or by date. Break down statistical information by up to ten indexed categories of your choice—and graphically review your results.

Arithmetic calculation of your mathematical data is possible, allowing you to perform Payroll calculation, cost estimates and more. Data Manager 2 also produces the Sum, Average and Standard Deviation of statistical data entered into the system, along with Frequency Charts.



## When interfaced together, these programs:

Generate customized data reports, which can be incorporated into any written text produced.

Individually address and print form letters automatically.

Print your name and address file onto standard mailing labels.

Transfer and print text information onto labels and tags.

Calculated numerical data from column to column, giving these programs spread-sheet capabilities.

So, if you can find anything better, simply send us your Word Writer or your Data Manager 2, your paid receipt, and the name of the word writer or data base system you want. If it's available, we'll buy it for you.\*\*

Now at your favorite dealer. Or contact Timeworks, Inc., P.O. Box 321, Deerfield, IL 60015. Phone 312-291-9200.



SOFTWARE WITH SUBSTANCE.




\*\*Now for the small print. Offer applies to Commodore only, with maximum suggested retail prices of \$125.00 each for any exchanged program.

Offer expires 45 days after date of your purchase.

\*Registered Trademark of Commodore Computer Systems © 1983 Timeworks, Inc. All rights reserved.





"Circus," 64 version.

```

335 IF((OP-1023)/40=INT((OP-1023)/40))AND
    AO=41 THEN MP=MP-40:PM=PEEK(MP):MC=MP+S
    O
340 IFPM=32 THEN 406
350 IFPM=35 THEN GOSUB 560:GOTO 406
370 IFPM=T(TT) THEN 460
380 IFPM=43 OR PM=45 THEN MP=OP:D=1:AO=INT(RN
    D(1)*3)+39:GOTO 240
400 L=L-1:IFL<=0 THEN 630
404 GOTO 150
406 POKEOP,32:POKEMP,36:POKEMC,0:GOTO 240
410 OP=MP:MP=MP-AO:MC=MP+SO:PM=PEEK(MP)
415 IF((OP-1024)/40=INT((OP-1024)/40))AND
    AO=41 THEN MP=MP+40:PM=PEEK(MP):MC=MP+S
    O
420 IFPM=32 THEN 450
430 IFPM=35 THEN D=-1:GOSUB 560:GOTO 450
435 IFPM=45 THEN POKEOP,32:MP=MP-AO:MC=MP+S
    O
440 IFPM=43 THEN MP=OP:D=-1:AO=INT(RND(1)*3
    )+39:GOTO 240
450 POKEOP,32:POKEMP,36:POKEMC,0:GOTO 240
460 SC=SC+5:POKEOP,32
480 POKESO+1,10:POKESO+4,33
490 POKE251,TC:SYS49152
500 POKESO+4,32:IFTT=1 THEN MP=1787+TP:MC=M
    P+SO
510 IFTT=2 THEN MP=1785+TP:MC=MP+SO
520 TT=TT+1:IFTT>2 THEN TT=1
530 D=1
540 POKE251,TB(TT):SYS49152
550 AO=INT(RND(1)*3)+39
555 PRINT"[HOME]{6 SPACES}SCORE=";SC:PRIN
    T"[HOME]{25 RIGHT}LIFE=";L:GOTO 240
560 POKESO+1,10:POKESO+4,129:FORI=1 TO 10:N
    EXT:POKESO+4,128
563 IFMP=WANDC=0 THEN L=L-1:GOTO 150
566 IFMP=WANDC=7 THEN SC=SC+250:GOTO 600
570 IFMP>1103 AND MP<1144 THEN SC=SC+100
580 IFMP>1143 AND MP<1184 THEN SC=SC+75
590 IFMP>1183 AND MP<1224 THEN SC=SC+50
600 IFSC>EX*200 THEN L=L+1:EX=EX+1
605 BA=BA-1:IFBA=1 THEN 150
610 AO=INT(RND(1)*3)+39
620 PRINT"[HOME]{6 SPACES}SCORE=";SC:PRIN
    T"[HOME]{25 RIGHT}LIFE=";L:RETURN
630 G$=" G A M E{3 SPACES}O V E R"
640 FORI=2 TO 19 STEP 2
650 PRINT"[HOME]{9 DOWN}";TAB(I*2-1);MID$

```

```

(G$,I,1)
660 FORI=1 TO 100:NEXT:NEXT
670 FORI=1 TO 250:NEXT
680 PRINT"{2 SPACES}PRESS THE FIRE BUTTON
    TO PLAY AGAIN"
690 PRINT"{5 SPACES}PUSH THE JOYSTICK DOW
    N TO END"
700 GOSUB 750
710 IFFB THEN CLR:GOTO 2
720 IFJ1 THEN SYS 2048:END
730 GOTO 700
750 P=PEEK(56320)AND 15
760 J1=-(P=13)
770 FB=-(PEEK(56320)AND 16)=0:RETURN
800 POKE 53280,6:POKE 53281,1

810 PRINT"{CLR}{12 DOWN}{17 SPACES}{RED}C
    {CYN}I{PUR}R{GRN}C{BLU}U{RED}S{BLK}":
    C=0
820 PRINT"[DOWN]{12 SPACES}PLEASE HOLD ON
    .":GOTO 1310
830 GOSUB 10000:POKE 53272,(PEEK(53272)AND 2
    40)+12
840 PRINT"{CLR}{12 DOWN}{17 RIGHT}{BLK}CI
    RCUS"
850 PRINT"[HOME]{10 DOWN}{15 RIGHT}#####
    ####"
855 PRINT"{3 DOWN}{15 RIGHT}#####"
860 PRINT"[HOME]{11 DOWN}{15 RIGHT}#
    {DOWN}{LEFT}#{DOWN}{LEFT}#{2 UP}
    {8 RIGHT}#{DOWN}{LEFT}#{DOWN}{LEFT}#"
880 FORT=1 TO 3:FORP=1 TO 7:S=P
890 FORI=55711 TO 55720:POKEI,S
900 S=S+1:IFS=1 THEN S=2
910 IFS>7 THEN S=0
920 NEXT
930 FORI=55760 TO 55840 STEP 40:POKEI,S
940 S=S+1:IFS=1 THEN S=2
950 IFS>7 THEN S=0
960 NEXT
970 FORI=55880 TO 55871 STEP -1:POKEI,S
980 S=S+1:IFS=1 THEN S=2
990 IFS>7 THEN S=0
1000 NEXT
1010 FORI=55831 TO 55751 STEP -40:POKEI,S
1020 S=S+1:IFS=1 THEN S=2
1030 IFS>7 THEN S=0
1040 NEXT
1050 NEXTP,T
1060 POKE 53272,21:PRINT"{CLR}{12 DOWN}";
1070 PRINT"{5 SPACES}DO YOU WANT INSTRUCT
    IONS?(Y/N)"
1080 GETA$:IFA$="" THEN 1080
1090 IFA$="Y" THEN 1120
1100 IFA$="N" THEN 1500
1110 GOTO 1080
1120 PRINTCHR$(14);"{CLR}{DOWN}THIS IS TH
    E GAME OF CIRCUS."
1130 PRINT"{DOWN}THE OBJECT OF THE GAME I
    S TO POP ALL OF THE BALLOONS."
1140 PRINT"[DOWN]THIS IS ACCOMPLISHED BY
    {SPACE}MOVING THE"
1145 PRINT"JOYSTICK LEFT AND RIGHT TO CAT
    CH THE"
1150 PRINT"MAN.":PRINT"[DOWN]WHEN THE GAM
    E STARTS PRESS THE FIRE{4 SPACES}
    {SHIFT-SPACE}BUTTON";
1155 PRINT" TO START PLAYING."
1160 PRINT"[HOME]{20 DOWN}{RVS}PRESS ANY
    {SPACE}KEY"
1170 GETA$:IFA$="" THEN 1170

```



# Complete WORD PROCESSING SYSTEM \$995

(Featuring: "THE SCRIPT 64" 80 COLUMN EXECUTIVE WORD PROCESSOR)



## LOOK AT WHAT YOU GET FOR ONLY \$995.00

1. "THE SCRIPT 64" Executive Word Processor, 80 column in color or black and white, 20,000 word dictionary, data base, mail merge and labels! Developed by Richvale Telecommunications Ltd. 2. The powerful 84K Commodore 64 Computer! (more features than Apple II) 3. 170K Commodore 64 Disk Drive! 4. Box of 10 "Loran" Disks! 5. Gemini 10X Starmicrotics, 10" Carriage Deluxe, 120 CPS, Dot Bit Addressable, Tractor-Friction Printer! 6. Deluxe Cardco Printer Interface! 7. Box of Printer Paper! 8. 12" Green or Amber Screen "Sanyo" Monitor! 9. Monitor Interface Cable! 10. "Special Software Coupon" that allows \$100 to \$300 savings!

PLUS! THE  **Olympia** OPTION!!



You can add the  **Olympia** Electronic Typewriter/Computer Printer for **Superb Letter Quality** correspondence and documents! Now you can have the best **Electronic Typewriter** made and used by the world's largest corporations (better than IBM Selectric) plus — a **Professional Computer Printer** (two machines in one) for only \$395.00 additional cost!! List Price \$799.00. (Competitive word processing systems sell for \$3000 to \$5000 without the electronic typewriter feature!!!)

**15 DAY FREE TRIAL** We give you 15 days to try out these SUPER SYSTEM PACKAGES!! If it doesn't meet your expectations, just send it back to us prepaid and we will refund your purchase price!!

**90 DAY IMMEDIATE REPLACEMENT WARRANTY** If any of the SUPER SYSTEM PACKAGE equipment or programs fail due to faulty workmanship or material we will replace it IMMEDIATELY at no charge!

**Add \$50.00 for shipping and handling!!**

Enclose Cashiers Check, Money Order or Personal Check. Allow 14 days for delivery, 2 to 7 days for phone orders, 1 day express mail!! Canada orders must be in U.S. dollars. We accept Visa and MasterCard. We ship C.O.D.

**PROTECTO  
ENTERPRIZES** (WE LOVE OUR CUSTOMERS)  
BOX 550, BARRINGTON, ILLINOIS 60010  
Phone 312/382-5244 to order



# 64, Atari, And TI-99/4A Version Notes For Circus

Patrick Parrish, Programming Supervisor

In "Circus," you must pop the balloons at the top of the tent. On the Commodore 64 and the Atari, two clowns assist you in this task. Using a springboard positioned horizontally with your joystick (joystick #2 on the 64, joystick #1 on the Atari), alternately catapult one and then the other clown into the rows of balloons. On the TI-99/4A (with Extended BASIC), a clown is vaulted to the top of the tent by a trampoline which you wheel about with the < and > keys.

Points are awarded based on the number and location of the balloons you pop. The balloons nearest you are worth 50 points, those in the second row from you give 75 points, and those furthest from you are worth 100 points.

But, in the top row, is a balloon filled with laughing gas. When this balloon is yellow, it is safe to pop. If you succeed you are awarded 250 points. However, if this balloon is black (or green on the Atari) and you try to pop it, look out! A clown is lost, and the tent is once again filled with balloons. On the TI-

99/4A, you lose a clown, but no more balloons appear at this point. In any case, you are given three clowns when the game begins, and you receive an additional clown for every 2000 points.

## A Touch Of Havoc

Catapulting the clown to the top of the tent is a real art on the 64 and the Atari. You must catch the clown at the very end of the springboard and hope for the best. By contrast, on the TI-99/4A you have some measure of control over the clown. You'll find that your clown will assume a different direction, depending on where he strikes the trampoline.

To add a little havoc to the game, two platforms which spring the clowns at different angles have been added. On the 64 and Atari, a block also moves across the tent near the first row of balloons which will send the clown flying off in another direction if he should strike it. On the TI-99/4A, instead of a block, three pigeons, formed from sprites, fly across the tent. These pigeons won't collide with your clown, but they will surely distract you.

```

1180 PRINT"{CLR}{DOWN}ALL CHECKERBOARD BL
OCKS BOUNCE YOUR MAN BACK."
1190 PRINT"{DOWN}AN EXTRA MAN WILL BE AWA
RDED FOR EVERY{2 SPACES}2000 POINTS.
"
1200 PRINT"{DOWN}THE MOVING BLOCK WILL AL
SO BOUNCE YOUR{2 SPACES}MAN."
1210 PRINT"{HOME}{22 DOWN}{RVS}PRESS ANY
{SPACE}KEY{OFF}"
1220 GETA$:IFA$=""THEN1220
1230 PRINT"{CLR}{DOWN}YOU MUST BE CAREFUL
OF THE OUT OF COLOR BALLOON ON THE
{SPACE}TOP ROW."
1240 PRINT"{DOWN}WHEN THIS BALLOON IS BLA
CK IT WILL BLOW"
1250 PRINT"UP IN YOUR MAN'S FACE, WHEN TH
IS BALLOON IS YELLOW IT WILL GIVE ";
1260 PRINT"YOU 250 POINTS"
1270 PRINT"{2 DOWN}GOOD{SHIFT-SPACE}LUCK!
!!"
1280 PRINT"{HOME}{22 DOWN}{RVS}PRESS ANY
{SPACE}KEY{OFF}"
1290 GETA$:IFA$=""THEN1290
1300 GOTO1500
1310 POKE52,48:POKE56,48:CLR
1320 CS=12288:POKE56334,PEEK(56334)AND254
:POKE1,PEEK(1)AND251
1330 FORI=CS+511:POKEI,PEEK(I+40960):
NEXT
1340 POKE1,PEEK(1)OR4:POKE56334,PEEK(5633
4)OR1
1360 FORI=CS+35*8+46*8-1:READJ:POKEI,
J:A=A+J:NEXT
1365 IF A<>6897 THEN PRINT"ERROR IN DATA
{SPACE}IN LINES 1380-1480":END
1370 GOTO830
1380 DATA28,62,47,63,63,126,96,0
1390 DATA58,58,18,124,16,56,68,68
1400 DATA128,64,32,16,24,28,38,37
1410 DATA128,64,32,16,8,4,2,1
1420 DATA1,2,4,8,24,56,100,164
1430 DATA1,2,4,8,16,32,64,128
1440 DATA0,0,0,255,24,24,36,36
1450 DATA0,0,0,255,0,0,0,0
1460 DATA170,85,170,85,170,85,170,85
1470 DATA255,255,255,255,255,255,255,255
1480 DATA170,85,170,85,170,85,170,85
1500 PRINT"{CLR}":PRINTCHR$(17):GOTO2
10000 I=49152
10010 READA:IFA=256THENGOTO10025
10020 POKEI,A:I=I+1:C=C+A:GOTO 10010
10025 IFC<>21810THENPRINT"ERROR IN DATA L
INES 10030-10580":END
10026 RETURN
10030 DATA 172,66,3,174,61,3,24
10040 DATA 32,240,255,169,192,133,252
10050 DATA 160,0,177,251,32,210,255
10060 DATA 200,192,85,208,246,96,32
10070 DATA 36,32,36,32,32,32,32
10080 DATA 32,32,32,32,32,32,32
10090 DATA 32,32,32,32,32,32,32
10100 DATA 32,32,32,32,32,32,32

```



# New



# Books & Software

## BOOKS for ATARI 400/600XL/800XL 1200XL

**ATARI BASIC - Learning by Using**  
An excellent book for the beginner. Many short programs and learning exercises. All important features of the ATARI computers are described (screen drawings, special sounds, keys, paddles, joysticks, specialized screen routines, graphics, sound applications, peeks, pokes, and special stuff).  
Order-No. 164 \$7.95

**Games for the ATARI Computer**  
This book describes advanced programming techniques like player-missile-graphics and use of the hardware-registers. Contains many ready to run programs in BASIC and one called GUNFIGHT in machine language.  
Order-No. 162 \$7.95

**How to program your ATARI in 6502 Machine Language**  
Introduction to machine language for the BASIC programmer.  
Order-No. 169 \$9.95

**FORTH on the ATARI - Learning by Using**  
Introduction, programs, applications, learning exercises.  
Order-No. 170 \$7.95

All programs from book No. 170 on disk.  
Order-No. 7319 \$22.00 only!

**A Look into the Future-ASTROLOGY on your ATARI 800.** How to calculate your own horoscope. Including listing of the program.  
Order-No. 171 \$9.95

**HACKERBOOK for your Atari computer**  
Tips-tricks-Very important subroutines in 6502 machine language. How to make bootable cassettes, disks, and EPROMs. Complete construction article and software on how to build an EPROM burner.  
Order-No. 172 \$9.95

## SMALL BUSINESS SOFTWARE FOR ALL ATARI COMPUTERS

**SUPERMAIL** (500 addresses on 1 disk) Completely written in FORTH. Comes on autoboot disk. No cartridge, no DOS, no FORTH language required.  
Order-No. 7312 \$49.00

**SUPERINVENTORY** (1000 items p.disk) Completely written in FORTH. Same as above. (Disk only)  
Order-No. 7320 \$49.00

**BUSIPACK-1** (written in FORTH). Complete order entry, inventory, mailing and invoicing. (Disk only).  
Order-No. 7313 \$98.00

**Microcomputer Hardware Handbook**  
Order-No. 29 \$14.95

**ATCASH**  
Convert your ATARI 800 into a powerful cash register. (Disk only).  
Order-No. 7303 \$49.95

**Invoicing program in BASIC**  
Order-No. 7201 (C) \$29.95  
Order-No. 7200 (D) \$39.95

**Mailing List in BASIC**  
Order-No. 7212 (C) \$19.95  
Order-No. 7213 (D) \$24.95

**Inventory control in BASIC**  
Order-No. 7214 (C) \$19.95  
Order-No. 7215 (D) \$24.95

**SOFTWARE IN MACHINE LANGUAGE FOR ATARI**  
**ATMONA-1**  
Machine language monitor.  
Order-No. 7022 (C) \$19.95

**ATMONA-2**  
This is a tracer (debugger) that lets you explore the ATARI RAM/ROM area. You can stop at previously selected address, opcode, or operand. Also very valuable in understanding the microprocessor. At each stop, all registers of the CPU may be changed. Includes Atmona-1.  
Order-No. 7049 cassette \$49.95  
Order-No. 7050 disk \$54.00

**ATMAS**  
Macro-Assembler for ATARI-800/48K. One of the most powerful editor assemblers on the market. Versatile editor with scrolling. Up to 17k of source-code. Very fast, translates 5k source-code in about 5 seconds. Source code can be saved on disk or cassette (Incl. Atmona-1).  
Order-No. 7099 disk \$89.00  
Order-No. 7999 cartridge \$129.00

**ATMS APPLICATION DISK**  
All programs and machine language subroutines from Book No.169 on disk.  
Order-No. 7311 \$20.00

**ATAS**  
Same as ATMAS but without macro-capability. (32K and 48K RAM)  
Order-No. 7098 \$49.95

**ATEXT-1**  
This wordprocessor is an excellent buy for your money. It features screen oriented editing, scrolling, string search (even nested), left and right margin justification. Over 30 commands. Text can be saved on disk or cassette.  
Order-No. 7210 cassette \$29.95  
Order-No. 7216 disk \$34.95  
Order-No. 7217 cartridge \$69.00

**FORTH for the ATARI**  
FORTH from ELCOMP PUBLISHING, Inc. is an extended Fig-Forth-version, Editor and I/O package included. Utility package includes decompiler, sector copy, Hex-dump (ASCII), ATARI filehandling, total graphic and sound, joystick program and player missile. Extremely powerful!  
Order-No.7055(D) reg.\$99.00sale \$39.95

**Floating point package with trigonometric functions (0 - 90°).**  
Order-No. 7230 disk \$29.95

**Learn FORTH**  
A subset of Fig-Forth for the beginner. On disk (32k RAM) or cass. (16k RAM).  
Order-No.7053 reg. 79.00 sale \$19.95

**HARDWARE-ADD-ONS for ATARI**  
**PRINTER INTERFACE**  
This construction article comes with printed circuit board and software. You can use the EPSON printer without the ATARI printer interface. (Works with gameport 3 and 4).  
Order-No. 7211 \$19.95

**300 Baud serial interface (RS232+5V)**  
Software with connector and construction article.  
Order-No. 7291 \$19.95

**EPROM BURNER for ATARI 400/800 KIT.** Printed circuit board incl. software and extensive construction article.  
Order-No. 7292 \$49.00

**EPROM BOARD (CARTRIDGE)**  
Holds two 4k EPROMs (2532). EPROMs not included.  
Order-No. 7043 \$29.95

**EPROM BOARD KIT**  
Same as above but bare board only with description.  
Order-No. 7224 \$14.95

**Astrology and Biorhythm for ATARI**  
Order-No. 7223 D/C \$29.95  
**Birth control with the Atari(Knaus Ogino)**  
Order-No. 7222 disk only! \$29.95

**The APPLE in your Hand, BRAND NEW!**  
Book includes introduction to 6502 Machine Language and FORTH. BASIC programs never published before!  
Order-No. 178 (200 pages) \$12.95

**CP/M -MBASIC and the OSBORNE computer**  
Business Applications, compl. listings of mailing list, datablock, inventory, invoicing and more.  
Order-No. 177 \$9.95

**SUPERSOFTWARE for the Commodore-64 BLIZTEXT!** - The best wordprocessor for the C-64 in the whole universe. Includes terminal software for electronic mail.  
Order-No. 4965 (62 pages manual) \$89.00

**MACROFIRE - Editor/Assembler for the C-64**  
The best macroassembler you can buy!  
Order-No. 4963 \$89.00

**SUPERBOOKS for your C-64**  
**The Great Book of Games, Vol. I**  
64 programs for the Commodore-64.  
Order-No. 182 \$9.95

**Programs from this book on disk \$19.95**  
**MORE ON THE SIXTYFOUR**  
Tips, tricks, hints, very important subroutines.

**Order-No. 183 \$9.95**  
**Programs from this book on disk \$19.95**  
**How to program in 6502 Machine Language on your C-64**  
Order-No. 184 \$12.95

**Commodore-64 Tune-up, Vol. I**  
How to expand your C-64.  
Order-No. 185 \$12.95

**Small Business Programs for the C-64**  
Order-No. 186 \$12.95

**HARDWARE ADD-ONS for your C-64**  
**Parallel printer interface, KIT**  
Order-No. 4990 \$19.95

**Universal Experimenter Board**  
Order-No. 4970 \$9.95  
**Expansion Board (holds 4 exp. boards)**  
Order-No. 4992 \$29.95

**BOOKS, SOFTWARE, ADD-ONS for VIC-20, APPLE II, OSBORNE, TIMEX + OSI computers**  
**Tricks for VICs (Book)**  
Order-No. 176 \$9.95  
**Universal Experim. board for the VIC-20**  
(Save money with this great board). This board plugs right into the expansion slot of the VIC-20.  
Order-No. 4844 reg. \$19.95 sale \$9.95

**Programming in BASIC and machine language on the ZX-81 (82) TIMEX 1000**  
Order-No. 174 (book) \$9.95

**The Custom APPLE + Other Mysteries**  
A complete guide to customizing the APPLE software and hardware.  
Order-No. 680 \$24.95

We also stock the boards which are used in the book No. 680 (bareboards).

# HOFACKER

Elcomp Publishing, Inc., 53 Redrock Lane, Pomona CA 91766, Phone: (714) 623-8314, Telex: 29 81 91

**PAYMENT:** Check, money order, VISA, MASTER CARD, Eurocheck, ACCESS, Interbank  
Prepaid orders add \$3.50 for shipping (USA)  
\$5.00 handling for C.O.D.  
All orders outside USA: add 15% shipping, California residents add 6.5% sales tax.







```

380 IF PM=43 OR PM=45 THEN MY=OY:MX=
OX:D=1:A0=INT(RND(1)*3)-1:GOTO 2
40
400 L=L-1:IF L<=0 THEN 630
404 GOTO 150
406 COLOR 32:PLOT OX,OY:COLOR 4:PLOT
MX,MY:GOTO 240
410 OX=MX:OY=MY:MX=MX+A0:MY=MY-D:IF
MX<0 THEN MX=19
411 IF MX>19 THEN MX=0
415 LOCATE MX,MY,PM
420 IF PM=32 OR PM=0 THEN 450
430 IF PM=3 OR PM=35 OR PM=99 OR PM=
131 OR PM=163 THEN D=-1:GOSUB 56
0
435 IF PM=45 THEN COLOR 32:PLOT OX,O
Y:MX=MX+A0:MY=MY-D:IF MX<0 THEN
MX=19
437 IF PM=45 AND MX>19 THEN MX=0
440 IF PM=43 THEN MX=OX:MY=OY:D=-1:A
0=INT(RND(1)*3)-1:GOTO 240
450 COLOR 32:PLOT OX,OY:COLOR 4:PLOT
MX,MY:GOTO 240
460 SC=SC+S:COLOR 0:PLOT OX,OY
480 SOUND 0,200,10,15:FOR I=1 TO 20:
NEXT I:SOUND 0,0,0,0
490 POSITION TP,19:? #6;TC$
500 IF TT=1 THEN MX=TP+3:MY=19
510 IF TT=2 THEN MX=TP+1:MY=19
520 TT=TT+1:IF TT>2 THEN TT=1
530 D=1
538 IF TT=1 THEN TD$=TB$:GOTO 540
539 TD$=TA$
540 POSITION TP,19:? #6;TD$
550 A0=INT(RND(1)*3)-1
555 POSITION 0,0:? #6;"score(DOWN)";
SC:POSITION 13,0:? #6;"LIVES";L
556 GOTO 240
560 SOUND 0,200,12,15:FOR I=1 TO 20:
NEXT I:SOUND 0,0,0,0
563 IF MX=W AND MY=2 AND PM=3 THEN L
=L-1:GOTO 150
566 IF MX=W AND PM=35 AND MY=2 THEN
SC=SC+250:GOTO 600
570 IF MY=2 THEN SC=SC+100
580 IF MY=3 THEN SC=SC+75
590 IF MY=4 THEN SC=SC+50
600 IF SC>EX*2000 THEN L=L+1:EX=EX+1
605 BA=BA-1:IF BA=1 THEN 150
610 A0=INT(RND(1)*3)-1
620 POSITION 0,0:? #6;"score(DOWN)";
SC:POSITION 13,0:? #6;"LIVES";L
625 RETURN
630 G$=" G A M E(3 SPACES)O V E R"
640 FOR I=2 TO 18 STEP 2
650 POSITION I-1,11:? #6;CHR$(ASC(G$
(I)))
660 FOR T=1 TO 50:NEXT T:NEXT I
670 FOR I=1 TO 250:NEXT I
680 PRINT #6;"(3 SPACES)PRESS THE FI
RE(3 SPACES)BUTTON TO PLAY AGAIN
";
690 PRINT #6;" PUSH THE JOYSTICK
(6 SPACES)DOWN TO END(5 SPACES)"
;
710 IF STRIG(0)=0 THEN GOTO 5
720 IF STICK(0)=13 THEN GRAPHICS 0:E
ND
730 GOTO 710
800 POKE 82,0
830 GOSUB 1300
835 GRAPHICS 17:POKE 756,CHSET/256
840 FOR J=1 TO 12
850 POSITION 5,9:? #6;"#####"
855 POSITION 5,10:? #6;"(8 SPACES)#
"
856 POSITION 5,11:? #6;"# CIRCUS #"
857 POSITION 5,12:? #6;"(8 SPACES)#
"
860 POSITION 5,13:? #6;"#####"
900 FOR I=1 TO 20:NEXT I
950 POSITION 5,9:? #6;"#####"
955 POSITION 5,10:? #6;"(8 SPACES)#
"
956 POSITION 5,11:? #6;"(8 SPACES)#"
957 POSITION 5,12:? #6;"(8 SPACES)#
"
960 POSITION 5,13:? #6;"#####"
1000 FOR I=1 TO 20:NEXT I
1010 NEXT J
1060 GRAPHICS 17
1070 POSITION 0,11:PRINT #6;"
(5 SPACES)DO YOU WANT
(5 SPACES)INSTRUCTIONS?(Y/N)"
1080 A=PEEK(764)
1090 IF A=43 THEN 1120
1100 IF A=35 THEN 5
1110 GOTO 1080
1120 GRAPHICS 17:PRINT #6;"THIS IS T
HE GAME OF CIRCUS."
1130 PRINT #6;"THE OBJECT OF THE
(3 SPACES)GAME IS TO POP ALL O
F THE BALLOONS."
1140 PRINT #6;"THIS IS ACCOMPLISHEDB
Y MOVING THE"
1145 PRINT #6;"JOYSTICK LEFT AND
(3 SPACES)RIGHT TO CATCH THE"
1150 PRINT #6;"MAN.":PRINT #6;"WHEN
THE GAME STARTSPRESS THE fire
(6 SPACES)BUTTON";
1155 PRINT #6;" TO START(5 SPACES)PL
AYING."
1159 POSITION 3,20
1160 PRINT #6;"PRESS ANY KEY"
1169 POKE 764,255
1170 IF PEEK(764)=255 THEN 1170
1171 GRAPHICS 17
1180 PRINT #6;"ALL CHECKER-BOARD
(3 SPACES)BLOCKS BOUNCE YOUR M
AN BACK."
1190 PRINT #6;"AN EXTRA MAN WILL BEA
WARDED FOR EVERY(3 SPACES)2000
POINTS."
1200 PRINT #6;"THE MOVING BLOCK
(4 SPACES)WILL ALSO BOUNCE
(4 SPACES)YOUR MAN."
1209 POSITION 3,20
1210 PRINT #6;"PRESS ANY KEY"
1219 POKE 764,255
1220 IF PEEK(764)=255 THEN 1220
1221 GRAPHICS 17
1230 PRINT #6;"YOU MUST BE CAREFUL O
F THE OUT OF COLOR BALLOON ON T
HE TOP ROW."
1240 PRINT #6;"WHEN THIS BALLOON ISG
REEN IT WILL BLOW"
1250 PRINT #6;"UP IN YOUR MAN'S
(4 SPACES)FACE, WHEN THIS
(5 SPACES)BALLOON IS YELLOW ITW
ILL GIVE";
1260 PRINT #6;" YOU 250(3 SPACES)POI
NTS"
1270 PRINT #6;"GOOD LUCK!!!"
1279 POSITION 3,20
1280 PRINT #6;"PRESS ANY KEY"
1289 POKE 764,255

```



```

1290 IF PEEK(764)=255 THEN 1290
1291 GRAPHICS 0
1295 GOTO 5
1300 DIM T(2),TA$(120),TB$(120),TC$(
120),TD$(120),G$(25)
1301 IF PEEK(106)=155 THEN CHSET=(PE
EK(106)+1)*256:GRAPHICS 17:POKE
756,CHSET/256:RETURN
1305 POKE 106,PEEK(106)-5:GRAPHICS 1
7
1307 POSITION 5,5:? #6;"redefining"
1308 POSITION 5,10:? #6;"CHARACTERS"
1309 POSITION 4,15:? #6;"PLEASE WAI
T"
1310 CHSET=(PEEK(106)+1)*256
1315 POKE 756,CHSET/256
1320 FOR X=0 TO 1023:POKE CHSET+X,PE
EK(57344+X):NEXT X
1330 FOR I=24 TO 111:READ X:POKE CHS
ET+I,X:NEXT I
1370 RETURN
1380 DATA 28,62,47,63,63,126,96,0
1390 DATA 58,58,18,124,16,56,68,68
1400 DATA 128,64,32,16,24,28,38,37
1410 DATA 128,64,32,16,8,4,2,1
1420 DATA 1,2,4,8,24,56,100,164
1430 DATA 1,2,4,8,16,32,64,128
1440 DATA 0,0,0,255,24,24,36,36
1450 DATA 0,0,0,255,0,0,0,0
1460 DATA 170,85,170,85,170,85,170,8
5
1470 DATA 255,255,255,255,255,255,25
5,255
1480 DATA 170,85,170,85,170,85,170,8
5

```

### Program 5: Circus, TI-99/4A Version

```

10 DIM D1(20),E(20):: RANDOMIZE ::
GOTO 110
20 REM BOING!
30 FOR VOL=1 TO 30 STEP 6 :: CALL S
OUND(-50,VOL+110,VOL):: NEXT VOL
:: RETURN
40 REM SCORE
50 CALL HCHAR(ROW+DY,COL+DX,32):: C
ALL SOUND(10,-5,1):: SC=SC+(H=12
0)*-50+(H=112)*-75+(H=104)*-100+
((H=128)*(M1=1)*250):: BAL=BAL+1
60 IF BAL=84 THEN 150
70 IF (M1=0)*(H=128) THEN GOSUB 820
ELSE DISPLAY AT(1,10):STR$(SC);
80 M1=INT(RND*2):: IF M1=1 THEN CAL
L COLOR(13,11,1)ELSE CALL COLOR(
13,2,1)
90 IF (SC>(2000*VAR)) THEN LIFE=LIFE
+2 :: VAR=VAR+1 :: G1=1 :: GOSUB
820 :: G1=0
100 RETURN
110 GOSUB 430
120 G$=" abc "
130 VAR=1 :: SC=0
140 LIFE=3 :: V(0)=-1 :: V(1)=0 ::
V(2)=1
150 Y=23 :: X=13 :: COL=16 :: BAL=0
:: CALL CLEAR :: CALL SCREEN(1
5)
160 M1=INT(RND*2):: IF M1=1 THEN CA
LL COLOR(13,11,1)ELSE CALL COLO
R(13,2,1)
170 CALL HCHAR(2,2,100,30):: CALL H
CHAR(24,2,102,30):: CALL VCHAR(
3,2,101,21):: CALL VCHAR(3,31,1

```



A flock of birds provides a distraction in the TI version of "Circus."

```

01,21)
180 CALL HCHAR(3,3,104,28):: CALL H
CHAR(4,3,112,28):: CALL HCHAR(5
,3,120,13):: CALL HCHAR(5,19,12
0,12)
190 DISPLAY AT(1,3):"SCORE:";SC;TAB
(18);"LIVES:";LIFE
200 CALL HCHAR(17,3,103,7):: CALL H
CHAR(17,24,103,7)
210 DISPLAY AT(Y,X):G$
220 CALL MAGNIFY(3):: FOR T=1 TO 3
:: CALL SPRITE(#T,136,2+RND*12,
RND*90+50,120,0,RND*20+10):: NEX
T T
230 F=RND*27+3 :: CALL HCHAR(3,F,12
8)
240 FOR I=19 TO 5 STEP -1 :: CALL H
CHAR(I+2,COL,32,3):: CALL HCHAR
(I+1,COL,32,3):: CALL HCHAR(I,C
OL,120,3):: CALL HCHAR(I+1,17,9
6):: NEXT I
250 DISPLAY AT(8,4):"PRESS ANY KEY
TO START"
260 CALL KEY(0,K,S):: IF S=0 THEN 2
60
270 FOR G5=4 TO 27 :: CALL HCHAR(8,
G5,32):: FOR J1=1 TO 10 :: NEXT
J1 :: NEXT G5
280 ROW=6 :: COL=COL+1 :: DY=1 :: D
X=0
290 CALL KEY(0,K,S):: IF (K<>44)*(K
<>46) THEN 320
300 X=X+(K=44)+SGN(24-X)*(K=46)*-1
310 DISPLAY AT(23,X):G$
320 CALL GCHAR(ROW+DY,COL+DX,H):: I
F H=32 THEN 400
330 IF H=101 THEN CALL HCHAR(ROW,CO
L,32):: DX=-DX :: GOTO 290
340 IF (H=103)*(DY=-1) THEN CALL HCH
AR(ROW,COL,32):: ROW=ROW-2 :: C
ALL GCHAR(ROW,COL+2*DX,H):: COL
=COL+2*DX+SGN(DX)*(H=101):: GOT
O 320
350 IF (H=100)+((H=103)*(DY=1)) THEN
DY=-DY :: DX=V(INT(RND*3)):: G
OSUB 30 :: GOTO 320

```



```

360 IF (H>96)*(H<100)THEN DX=V(H-97
):: DY=-DY :: GOSUB 30 :: GOTO
400
370 IF (H=102)THEN GOSUB 820
380 IF ((H=104)+(H=112)+(H=120)+(H=
128))*(FL=1)THEN GOSUB 50 :: GO
TO 290
390 IF (H=104)+(H=112)+(H=120)+(H=1
28)THEN GOSUB 50 :: DY=1 :: GOT
O 290
400 CALL HCHAR(ROW,COL,32):: ROW=RO
W+DY :: COL=COL+DX
410 CALL HCHAR(ROW,COL,96)
420 GOTO 290
430 FOR I=0 TO 3 :: CALL CHAR(104+I
*8,"1C3E2F3F3F7E6000"):: NEXT I
440 CALL COLOR(10,7,1):: CALL COLOR
(11,13,1):: CALL COLOR(12,5,1)
450 FOR I=96 TO 99 :: READ A$ :: CA
LL CHAR(I,A$):: NEXT I
460 DATA 3A3A127C10384444,FF3030484
8848484,FF00000000000000
470 DATA FF0C0C121212121
480 CALL CHAR(136,"1C0F0703C1EF7F7F
3F0F03070F1E3B000000C0DEF0FEFF
CF0E0C0C0800000000")
490 FOR I=100 TO 103 :: CALL CHAR(I
,"AA55AA55AA55AA55"):: NEXT I
500 FOR T=1 TO 20 :: READ D1(T),E(T
):: NEXT T
510 DATA 200,523,200,494,100,466,10
0,494,100,466,100,440,200,415,2
00,392,200,370,200,392
520 DATA 200,440,200,392,100,370,10
0,392,100,370,100,349,200,330,2
00,311,200,294,200,311
530 F=1 :: F1=7 :: F2=13 :: F3=5 ::
T=14
540 CALL CLEAR :: CALL SCREEN(15)
550 DISPLAY AT(8,10):"hp×hp×hp×h" :
: DISPLAY AT(9,10):"p
{8 SPACES}x" :: DISPLAY AT(10,1
0):"h CIRCUS p"
560 DISPLAY AT(11,10):"x{8 SPACES}h
" :: DISPLAY AT(12,10):"hp×hp×h
p×h"
570 FOR R=1 TO 20 :: CALL COLOR(10,
F1,F,11,F2,F,12,F3,F)
580 T=F1 :: F1=F2 :: F2=F3 :: F3=T
:: CALL SOUND(D1(R),E(R),2):: N
EXT R
590 DISPLAY AT(22,3):"INSTRUCTIONS
(Y/N)?" :: ACCEPT AT(22,23)VALI
DATE("YN"):A$
600 IF A$="N" THEN RETURN
610 CALL CLEAR :: PRINT "THIS IS TH
E GAME OF CIRCUS."
620 PRINT :: PRINT "THE OBJECT OF T
HE GAME IS"
630 PRINT :: PRINT "TO POP ALL OF T
HE BALLOONS"
640 PRINT :: PRINT "WITH THE MAN. T
O CATCH THE"
650 PRINT :: PRINT "MAN, POSITION T
HE TRAMPOLINE"
660 PRINT :: PRINT "WITH THE '<' AN
D '>' KEYS."
670 PRINT :: PRINT "ALL BORDERS, BU
T THE BOTTOM,"
680 PRINT :: PRINT "WILL BOUNCE THE
MAN BACK."

```

```

690 PRINT :: PRINT :: PRINT "AN EXT
RA MAN WILL BE AWARDED"
700 PRINT :: PRINT "FOR EVERY 2000
POINTS." :: PRINT :: PRINT :: P
RINT "PRESS ANY KEY TO CONTINUE
"
710 CALL KEY(0,K,S):: IF S=0 THEN 7
10
720 CALL CLEAR
730 PRINT :: PRINT "BE CAREFUL OF T
HE BALLOON ON"
740 PRINT :: PRINT "THE TOP ROW WHI
CH CHANGES"
750 PRINT :: PRINT "COLOR. WHEN THI
S BALLOON IS" :: PRINT :: PRINT
"BLACK, IT WILL BLOW UP IN"
760 PRINT :: PRINT "YOUR MAN'S FACE
. IF IT IS"
770 PRINT :: PRINT "YELLOW, YOU WIL
L RECEIVE 250"
780 PRINT :: PRINT "POINTS." :: PRI
NT :: PRINT :: PRINT T
AB(10);"GOOD LUCK!"
790 PRINT :: PRINT :: PRINT :: PRIN
T TAB(4);"PRESS ANY KEY TO STAR
T"
800 CALL KEY(0,K,S):: IF S=0 THEN 8
00 ELSE RETURN
810 REM LIFE-1
820 LIFE=LIFE-1 :: DISPLAY AT(1,25)
:STR$(LIFE):: IF LIFE=0 THEN 87
0
830 IF G1=0 THEN DISPLAY AT(Y,X):"
{3 SPACES}" :: CALL HCHAR(ROW,C
OL,32):: ROW=6 :: COL=17 :: DX=0
:: X=13 :: CALL HCHAR(ROW,COL,9
6):: DISPLAY AT(Y,X):G$
840 IF G1=1 THEN RETURN
850 CALL KEY(0,K,S):: IF S=0 THEN 8
50
860 RETURN
870 DISPLAY AT(8,7):"G A M E
{3 SPACES}O V E R" :: DISPLAY A
T(11,7):"PLAY AGAIN (Y/N)?"
880 ACCEPT AT(11,25)BEEP VALIDATE("
YN"):H$ :: IF H$="Y" THEN 130 E
LSE CALL DELSPRITE(ALL):: CALL
CLEAR :: STOP

```

COMMODORE

TIMEX

### 1983 TAX RETURN HELPER

Fast and easy income tax preparation.

- Form 1040 and Schedules A,B,C,D,E
  - Enter and modify data on a screen copy of the form.
  - Works like a spreadsheet - all the lines affected by a change are instantly updated.
  - Form 1040 and Schedule A are automatically correlated.
  - Price is tax deductible.
- |                                   |      |
|-----------------------------------|------|
| Cassette: VIC 20 (16K RAM) or C64 | \$23 |
| TIMEX 1000 (16K RAM)              | \$14 |
| TIMEX 2088                        | \$18 |
| Disc: VIC 20 (16K RAM) or C64     | \$33 |
- (Add \$1.50 S & H). Check, MO or credit card.

**KSOFT CO.**

845 WELLNER RD., NAPERVILLE, IL 60540, (312) 961-1250

Dealer inquiries welcome





# Quatrainment

Sean Puckett

Fast thinking and logic are required for "Quatrainment," as you race the clock and plan your moves to match a master pattern. Originally written for the Atari with 16K; versions also are included for VIC (3K expansion or more), 64 TI-99/4A, Apple, IBM PC, and TRS-80 Color Computer. Joystick required on all versions except TI and PC.

The object of "Quatrainment" is to match a pattern generated by the program, using the fewest moves possible and finishing in the shortest amount of time.

As the game begins, your game board is drawn at the left of the screen, and the master pattern is displayed at the right. A timer and move counter are also displayed.

A cursor appears in one of the squares on the game board. To change your pattern, use the joystick to move the cursor onto the square you want (on the TI and PC, use the arrow keys), then press the joystick button (on the TI, press ENTER; on the PC, press INSERT). Part of your pattern will toggle from on to off, or from off to on, depending on whether you are in the middle, in a corner, or at an edge of the board. The different ways the pattern can change are shown in examples displayed on the screen.

When you match the pattern, your weighted score will be displayed, based on elapsed time and the number of moves you made. The lower your score, the better.

## Program 1: Quatrainment, Atari Version

```

1 GRAPHICS 2+16:FOR A=0 TO 10 STEP 2
  :POSITION 0,A: ? #6;"(J) (J) (J) (J)
  (J) (J) (J) (J) (J) (J) (J) (J) (J) (J)
  (J) (J) (J) (J) (J) (J) (J) (J) (J) (J)
  (J)";:NEXT A
2 POKE 708,15:POSITION 4,1: ? #6;"QUA
  TRAINMENT":POKE 712,66
3 S1=50:S2=50:E1=4:E2=6: ? #6:POSITIO
  N 2,8: ? #6;"PRESS (J) START":PO
  KE 764,255
4 FOR A=15 TO 0 STEP -0.1:SOUND 0,A*
  15,0,A:SOUND 1,A*15,2,A:NEXT A
5 B=PEEK(709):B=B+16*(B<240)-240*(B>

```



The object of "Quatrainment" is to make the patterns in the two grids match. Atari version.


```

240):POKE 709,B
6 A=PEEK(709):POKE 709,PEEK(710):POK
  E 710,PEEK(711):POKE 711,A:FOR D=1
  TO 50:NEXT D:IF PEEK(764)=255 THE
  N 5
7 FOR A=708 TO 712:B=PEEK(A)
8 IF B>15 THEN B=B-16:POKE A,B:GOTO
  8
9 IF B>0 THEN B=B-1:POKE A,B:GOTO 9
10 NEXT A:GRAPHICS 23:GOSUB 30000:DI
  M B(3,3),M*(100),FL(3,3),D(3,3):T
  EXT=ADR(A$):RESTORE
11 FOR R=0 TO 3:FOR RR=0 TO 3:B(R,RR
  )=(RND(0)>0.5):NEXT RR:NEXT R
12 GOSUB 20060:GOSUB 20020:GOSUB 200
  70
13 CX=0:CY=0:CCX=CX*16+8:CCY=CY*16+7
  :CXX=CCX:CYY=CCY:RESTORE 14
14 DATA 2,6,6,3,9,1,1,7,9,1,1,7,5,8,
  8,4
15 FOR R=0 TO 3:FOR RR=0 TO 3:READ Z
  1:FL(RR,R)=Z1:NEXT RR:NEXT R
16 GOSUB 6000
17 GOSUB 7000
18 XP=120:YP=0:C=2:M$="SEC.":GOSUB 2
  0000:XP=120:YP=7:C=3:M$="MOVES":G
  OSUB 20000
20 Q=STICK(0):Z=USR(TEXT,VV,3,CXX,CY
  Y):VA=32*(1-B(CX,CY))+20*B(CX,CY)
  :CXX=CCX:CYY=CCY:VV=VA
21 IF STRIG(0)=0 THEN GOSUB 5000:MOV

```



# THEY CALL HIM "NUMBERS" GANS.



Name: Jason Gans  
Age: 12  
Home: Belvedere, California  
School: Del Mar  
Hobbies: Piano, tennis, sailing,  
programming  
Ambition: To be an artist  
Favorite  
software: Math Maze™  
by DesignWare

"Math Maze is neat because you do more than just add and subtract numbers all the time. You've got to find them first. And then get there before you get caught.

"It's got real good graphics. I can even change the background color. And make the math as challenging as I want.

"There's lots of mazes, too. But the best thing is, I can make up my own. So when my friends come over, I've always got something new."

#### DESIGNWARE ON CREATIVITY.

Children learn the most through creative problem solving. That's why *Math Maze*, like so many DesignWare games, is an open-ended exercise that challenges and nourishes young minds. In a way that's a lot of fun.

DesignWare programs encourage kids to draw on something they just happen to have an unlimited supply of—imagination!

Apple II is a registered trademark of Apple Computer, Inc.  
IBM is a registered trademark of International Business Machines.  
Atari is a registered trademark of Atari, Inc.

SPELLING, MATH, OR LANGUAGE Games like *Math Maze*, *Spellicopter™* and *Creature Creator™* inspire youngsters to tap into that fertile idea-field. To actively become part of the program, in effect creating "new" games as they go along. And all the while building up solid skills in the basics. And all the while having a lot of plain old fun.

DesignWare. We make learning come alive. On Apple II®, IBM® and Atari® computers.

Ask for DesignWare products at your local software retailer. Or call us at 800-572-7767 (in California, 415-546-1866) and ask for our free catalog.

As Jason Gans says, "Hey—they don't call me 'Numbers' for nothing, you know!"



## DesignWare™

LEARNING COMES ALIVE



```

=MOV+1:M$=STR$(MOV):C=3:XP=80:YP=
7:GOSUB 20000
29 IF PEEK(20)>60 THEN POKE 20,0:TIM
E=TIME+1:M$=STR$(TIME):C=2:XP=80:
YP=0:GOSUB 20000:GOSUB 100
30 CX=CX-(Q=11 AND CX>0)+(Q=7 AND CX
<3):CY=CY-(Q=14 AND CY>0)+(Q=13 A
ND CY<3):CCX=16*CX+8:CCY=16*CY+7
40 Z=USR(TEXT,128+VA,2,CCX,CCY)
50 GOTO 20
100 FOR R=0 TO 3:FOR RR=0 TO 3:IF D(
R,RR)<>B(R,RR) THEN POP:POP:RE
TURN
101 NEXT RR:NEXT R:POP
102 FOR A=200 TO 0 STEP -5:FOR B=A T
O A+50 STEP 5:SOUND 0,B,10,15:PO
KE 712,B:NEXT B:NEXT A:SOUND 0,0
,0,0:POKE 712,0
103 M$="SCORE IS: ":SC=INT(TIME/10)*
INT(MOV/5):M$(LEN(M$)+1)=STR$(SC
):XP=0:YP=80:C=2:GOSUB 20000
107 XP=0:YP=88:C=1:M$="PRESS ANY KEY
":GOSUB 20000:POKE 764,255
110 IF PEEK(764)=255 THEN 110
111 RUN
5000 FL=FL(CX,CY)
5002 R=FL:C=1
5003 IF X(R,C)=9 THEN SOUND 0,0,0,0:
GOSUB 20030:RETURN
5004 X1=CX+X(R,C):Y1=CY+Y(R,C)
5005 B(X1,Y1)=1-B(X1,Y1):FOR G=15 TO
0 STEP -2:SOUND 0,50+50*B(X1,Y
1),10,G:NEXT G:C=C+1:GOTO 5003
6000 DATA -1,0,1,0,0,-1,0,0,4,0
6001 DATA 0,0,1,0,0,1,2,0,0,2,1,1,4,
0
6002 DATA 0,0,-1,0,0,1,-2,0,0,2,-1,1
,4,0
6003 DATA 0,0,-1,0,0,-1,-2,0,0,-2,-1
,-1,4,0
6004 DATA 0,0,1,0,0,-1,2,0,0,-2,1,-1
,4,0
6005 DATA -1,0,1,0,0,1,4,0
6006 DATA 0,-1,0,1,-1,0,4,0
6007 DATA -1,0,1,0,0,-1,4,0
6008 DATA 0,-1,0,1,1,0,3,0
6009 DIM X(9,9),Y(9,9):RESTORE 6000
6010 FOR R=0 TO 9:FOR RR=0 TO 9:X(R,
RR)=9:Y(R,RR)=9:NEXT RR:NEXT R:
R=1:C=1
6020 READ F,G:IF F=4 THEN R=R+1:C=1:
GOTO 6020
6030 IF F=3 THEN 6050
6040 X(R,C)=F:Y(R,C)=G:C=C+1:GOTO 60
20
6050 P=1:XP=80:YP=40:GOSUB 6090:Z=US
R(TEXT,ASC("M"),2,76,30)
6051 P=2:XP=100:YP=40:GOSUB 6090:Z=U
SR(TEXT,ASC("C"),2,96,30)
6052 P=6:XP=120:YP=40:GOSUB 6090:Z=U
SR(TEXT,ASC("E"),2,116,30)
6090 FOR R=1 TO 9:IF Y(P,R)=9 THEN N
EXT R:RETURN
6091 D=X(P,R)*2+XP:DD=Y(P,R)*2+YP:CO
LOR 1:PLOT D,DD:PLOT D+1,DD:PLO
T D+1,DD+1:PLOT D,DD+1:NEXT R:R
ETURN
7000 DATA 1,1,1,1,1,0,0,1,1,0,0,1,1,
1,1,1
7001 DATA 0,0,0,0,0,1,1,0,0,1,1,0,0,
0,0,0
7002 DATA 0,1,1,0,1,0,0,1,1,0,0,1,0,
1,1,0
7003 DATA 1,1,1,1,1,1,1,1,1,1,1,1,1,
1,1,1
7004 DATA 1,0,0,1,0,1,1,0,0,1,1,0,1,
0,0,1
7005 RESTORE 7000:S=INT(RND(0)*10+1)
:IF S>1 THEN FOR A=1 TO S*16-16
:READ B:NEXT A
7006 FOR R=0 TO 3:FOR RR=0 TO 3:READ
Z1:D(RR,R)=Z1
7007 Z=USR(TEXT,111-91*Z1,2,RR*8+127
,R*8+63):SOUND 0,Z1*50+50,10,8:
NEXT RR:NEXT R:SOUND 0,0,0,0:RE
TURN
7010 DATA 1,1,1,1,0,0,0,0,0,0,0,0,1,
1,1,1
7011 DATA 0,0,0,1,0,0,0,1,0,0,0,1,0,
0,0,1
7012 DATA 1,0,0,1,0,0,0,0,0,0,0,0,1,
0,0,1
7013 DATA 0,0,0,0,0,0,0,0,0,0,0,0,0,
0,0,0
7014 DATA 0,0,0,0,1,0,0,1,1,0,0,1,0,
0,0,0
20000 FOR B=1 TO LEN(M$):Z1=XP+B*8-B
:Z=USR(TEXT,ASC(M$(B)),C,Z1,YP
):NEXT B:RETURN
20020 DATA {0}{R}{W}{R}{W}{R}{W}{R}
{E},! ! ! ! !,{A}{R}{S}{R}{S}
{R}{S}{R}{D},! ! ! ! !,{A}{R}
{S}{R}{S}{R}{S}{R}{D},! ! ! ! !
!,{A}{R}{S}{R}{S}{R}{S}{R}{D},
! ! ! ! !,{Z}{R}{X}{R}{X}{R}
{X}{R}{C}
20021 RESTORE 20020:C=1:FOR R=1 TO 9
:READ M$:YP=R*8-8:XP=0:GOSUB 2
0000:NEXT R
20030 FOR R=0 TO 3:FOR RR=0 TO 3:XP=
R*16+8:YP=RR*16+7:C=3:Z3=32*(1
-B(R,RR))+20*B(R,RR)
20031 Z=USR(TEXT,Z3,C,XP,YP):NEXT RR
:NEXT R
20050 RETURN
20060 FOR A=0 TO 15 STEP 0.1:POKE 71
2,A:NEXT A:POKE 708,0:POKE 709
,0:POKE 710,0:POKE 712,0:RETUR
N
20070 POKE 708,66:POKE 709,216:POKE
710,30:RETURN
20080 FOR A=15 TO 0 STEP -0.1:POKE 7
08,A:NEXT A:RETURN
20090 FOR A=16 TO 30 STEP 0.5:POKE 7
10,A:NEXT A:RETURN
30000 RESTORE 30000:DIM A$(354):FOR
I=0 TO 21:READ X:POKE 1536+I,X
:NEXT I
30001 RESTORE 32500:FOR A=1 TO 354:R
EAD J:A$(A)=CHR$(J):NEXT A:RET
URN
30160 DATA 169,0,133,212,162,8,70,18
6,144,3,24,101,187,106,102,212
,202,208,243,133,213,96
32500 DATA 104,240,10,201,4,240,13,1
70,104,104,202,208,251,169,22,
133,185,76,64
32501 DATA 185,104,133,195,104,201,1
28,144,4,41,127,198,195,170,14
1,22,6,224,96,176
32502 DATA 15,169,64,224,32,144,2,16
9,224,24,109,22,6,141,22,6,104
,104,141,23
32503 DATA 6,104,104,141,24,6,201,4,
144,5,56,233,4,176,247,133,214
,201,0,240

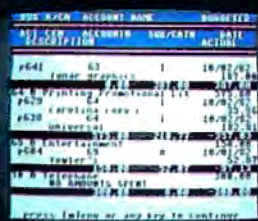
```



# Five Easy Ways To Clean Up Your Finances.



1



2



3



4



5

actual screen display \*Indicates function being shown

Chart of Accounts  
\*Checkbook Maintenance  
Check Search  
Prints Checks

\*Detail Budget Analysis  
Summary Budget  
Analysis  
Income/Expense  
Statements  
Net Worth Statement

Appointments Calendar  
Payments Calendar  
\*Color Chart Package  
Mailing List

\*Spreadsheet  
Compatible with  
Finance 1, 2 and 5

\*Income Tax  
Prints forms  
Most schedules  
Uses Finance 1, 2 and 4

## the Complete Personal Accountant™



Whether you're cleaning up at home or around the office, there's NOW a COMPLETE line of money management software that will attend to all the details, while letting you see the whole financial picture. The *Complete Personal Accountant's* exclusive combination of easy to use programs give the wise investor a quick and dependable way to control finances and plan for the future.

FINANCE 1 gets you organized with a standard chart of accounts adaptable to any situation. The Checkbook Maintenance program with *full screen editing* and special 'Help' commands let you find any check by any field. You can flag tax deductibles, reconcile your bank statement, print checks and more.

FINANCE 2 tells you where your money is, where it's going and where it's coming from. The Detail and Summary Budget programs show exactly where you're spending your money. The Income/Expense and Net Worth programs provide professional-looking statements that can be printed with any 80 column printer.


FINANCE 3 separates the CPA from the competition. No other finance package for the home or small business gives you Ap-

pointments and Payments Calendars for scheduling your time and money. Few packages offer the ability to chart each account in color. And only the CPA includes a mailing list with a 1200 name capacity\*. All reports are printable with an 80 column printer.

FINANCE 4 lets you determine the "what if's" of your financial future. With this easy to learn spreadsheet you'll spend more time making decisions and less time crunching numbers.

FINANCE 5, The Tax Handler™, uses your files from Finance 1, 2 and 4 to complete your taxes in a fraction of the normal time.

The Complete Personal Accountant™ line of money management software is simply the most comprehensive, easy to use financial software available anywhere.



	Disk	Cassette
Finance 1	39.95	34.95
Finance 2	29.95	24.95
Finance 3	29.95	24.95
Finance 4	29.95	24.95
Finance 5	59.95	54.95

SAVE when you purchase Finance 1, 2 and 3 as a set 79.95 74.95

Available for Atari 400/800/1200™, Commodore 64™, IBM PC™, TRS 80 Color™ and Vic 20™

Prices subject to change without notice. Add \$3.00 for postage and handling.

Ask you local deal to see a running demo or call 1-800-334-SOFT to order direct.

\*Varies according to computer.

programmer's institute

p.o. box 3470, department c, chapel hill, north carolina 27514

a division of





```

32504 DATA 7,169,4,56,229,214,133,21
4,78,24,6,78,24,6,6,214,24,104
,104,141
32505 DATA 25,6,133,186,166,87,169,1
0,224,3,240,8,169,20,224,5,240
,2,169,40
32506 DATA 133,207,133,187,165,88,13
3,203,165,89,133,204,32,0,6,24
,173,24,6,101
32507 DATA 203,133,203,144,2,230,204
,24,165,203,101,212,133,203,16
5,204,101,213,133,204
32508 DATA 173,22,6,133,187,169,8,13
3,186,32,0,6,165,212,133,205,1
73,244,2,101
32509 DATA 213,133,206,160,0,162,8,1
69,0,133,209,133,208,177,205,6
9,195,72,104,10
32510 DATA 72,144,8,24,173,23,6,5,20
8,133,208,224,1,240,8,6,208,38
,209,6
32511 DATA 208,38,209,202,208,228,10
4,152,72,160,0,132,215,132,212
,166,214,240,88,56
32512 DATA 38,215,202,208,250,177,20
3,5,215,69,215,145,203,165,215
,73,255,133,215,200
32513 DATA 200,177,203,5,215,69,215,
145,203,166,214,6,209,38,212,2
02,208,249,160,0
32514 DATA 24,177,203,101,212,145,20
3,169,8,56,229,214,170,132,212
,70,208,102,212,202
32515 DATA 208,249,240,2,208,135,160
,2,24,177,203,101,212,145,203,
24,165,208,101,209
32516 DATA 160,1,145,203,24,144,9,16
5,209,145,203,200,165,208,145,
203,104,168,24,165
32517 DATA 203,101,207,133,203,144,2
,230,204,200,192,8,208,206,96

```


## Program 2: Quatrainment, VIC Version (3K Expander, Or Better)

Version by Gregg Peele, Assistant Programming Supervisor

```

8 SR=4*(PEEK(36866)AND128)+64*(PEEK(36869
)AND120):CO=(37888+4*(PEEK(36866)AND128
))-SR
10 PRINT"{CLR}":POKE214,10:PRINT:POKE211,
5:A$="QUATRINMENT":POKE646,0
15 DF=37154:PA=37151:PB=37152
20 FORT=1TOLEN(A$):PRINTMID$(A$,T1,1):F
ORT=1TO200:NEXT:NEXT:FORT=1TO500:NEXT
30 RN=16:REMFOR RANDOM INITIAL GRID CHANG
E LINE 30 TO RN=RND(0)*15+1
40 PRINT"{CLR}";TAB(10);"TIME:"
45 PRINT"{2 DOWN}{12 LEFT}MOVES:";MO
50 PRINT"{2 DOWN}{12 LEFT}EDGES [D]
[B]"
53 PRINT"{2 DOWN}{12 LEFT}CORNERS
[2 SPACES][RVS] [OFF][V][DOWN]
[2 LEFT][V]"
54 PRINT"{DOWN}{12 LEFT}CENTERS [UP][D]
[DOWN]{LEFT}[RVS][F][OFF][V]"
55 PRINT:POKE214,19:PRINT:POKE211,0:REM
[2 SPACES]PRINT"HIT [RVS]FIRE[OFF] IF
[SPACE]YOU MATCH"
100 GOTO140
110 FORL=1TO4:FORB=1TO4:D(L,B)=PEEK(C(L,B
)):NEXTB:NEXTL:RETURN
115 FORT=1TO500:NEXT
120 FORL=1TO4:FORB=1TO4:IFB(L,B)<>D(L,B)T
HENRETURN
130 NEXT:NEXT:SC=VAL(TI$)/16+MO/5:PRINT"
[HOME][10 DOWN]":PRINT"[RIGHT]MATCHED
11{2 DOWN}"
135 PRINT" SCORE:";PRINT INT(SC);"[DOWN]"
136 PRINTTAB(5)"[3 DOWN]AGAIN Y OR N?"
137 IFPEEK(197)<>11ANDPEEK(197)<>28THEN13
7
138 IF PEEK(197)=11THENRUN
139 END
140 POKE36879,24
150 FORJ=0TO8STEP2
160 FORT=SR+230TOSR+176STEP22:POKET+J,93
170 POKET+CO+J,6:NEXT:NEXT
180 FORJ=0TO8STEP2
190 FORT=SR+230TOSR+8:POKET+J*22,67:POKET+CO+
J*22,6
200 NEXT:NEXT
210 FORJ=0TO8STEP2
215 FORT=SR+230TOSR+230+176STEP22:POKET+J
,93
220 POKET+CO+J,6:NEXT:NEXT
225 FORJ=0TO8STEP2
230 FORT=SR+230TOSR+8+230:POKET+J*22,67:P
OKET+CO+J*22,6
235 NEXT:NEXT
280 FORU=1TO4:FORT=1TO4:C(T,U)=SR+207+2*T
+44*U:NEXTT:NEXTU
300 FORT=1TO4:A(T,1)=SR+21+2*T:A(T,2)=SR+
65+2*T
305 A(T,3)=SR+109+2*T:A(T,4)=SR+153+2*T:N
EXT
310 GOSUB570:X=1:Y=1:GOSUB500
315 TI$="000000"
320 POKEDF,127:GP=PEEK(PB)AND128:JO=- (GP=
0)*4:POKEDF,255:GP=PEEK(PA):IFJOTHEN3
40
321 JO=- ((GPAND8)=0)*2:IFJOTHEN340
322 JO=- ((GPAND4)=0):IFJOTHEN340
324 JO=- ((GPAND16)=0)*3
325 IFJO=0THENJO=5
340 ONJOGOSUB390,410,450,430,470
350 IF-((GPAND32)=0)=0THEN375
360 GOSUB910:MO=MO+1
370 GP=PEEK(PA):IF-((GPAND32)=0)=1 THEN37
0:GOSUB110:GOSUB120
375 PRINT"[HOME]";TAB(15);RIGHT$(TI$,5);"
[2 DOWN][4 LEFT]";MO
380 GOTO320


```



"Quatrainment," VIC version.



BONES...  
MAILMEN...  
CATS...  
**COMPUTERS!**



**DON'T LET SPIKE BITE YOUR BYTES AND BITS.**

Dymarc's new Clipper keeps your computer from going to the dogs. At a price that won't cost you a lot of bytes and bits.

Dymarc, the people who brought you the Clipstrip and ClipCube, now bring you the new Clipper with advanced power protection for your computer. Like all their products, the new Dymarc Clipper has high quality circuit designs to stop harmful surges and spikes.

With this innovative, advanced protection, surges and spikes are prevented from disrupting important programs or destroying delicate computer circuits.

Protect your computer investment now! Insist on the Clipper to put a leash on Spike before he takes a byte out of your computer.

See your local computer dealer today or call Dymarc.

For the Dymarc Dealer nearest you,  
call toll-free: 800/638-9098

**DYMARC**  
INDUSTRIES, INC.

21 GOVERNOR'S CT., BALTIMORE, MD 21207

**Clipper**<sup>TM</sup>  
SURGE  
SUPPRESSOR



- listed for surge suppressor
- tested to meet UL 1449
- normal and common mode spike protection
- 3 outlets fully protected
- fail safe audible signal
- fuse protected
- full one year warranty





```


390 IFY-1<=0THEN480
400 Y=Y-1:GOSUB 500:RETURN
410 IFY+1=5THEN480
420 Y=Y+1:GOSUB500:RETURN
430 IFX+1=5THEN480
440 X=X+1:GOSUB500:RETURN
450 IFX-1<=0THEN480
460 X=X-1:GOSUB500:RETURN
470 GOSUB500:RETURN
480 RETURN
490 GOTO320
500 P1=PEEK(A(X,Y))
510 POKEA(X,Y),81
520 POKEA(X,Y)+CO,2:FORJ=1TO50:NEXT
530 POKEA(X,Y),P1
535 P1=0
540 GOSUB110:GOSUB120:RETURN
570 WE=INT(RND(0)*8)+1:FORJ=1TOWE*RN:READ
Q:NEXT
580 FORY=1TO4:FORX=1TO4:READQ:IFQ=0THEN600
0
590 GOSUB610
600 NEXTX:NEXTY:GOSUB640:GOSUB680:RETURN
610 POKEA(X,Y),86
620 POKEA(X,Y)+CO,2
630 GOSUB110,120:RETURN
640 FORX=1TO4:FORY=1TO4:B(X,Y)=PEEK(A(X,Y
))
670 NEXTY:NEXTX:RETURN
680 FORY=1TO4:FORX=1TO4:READP
690 IFPTHENPOKEC(X,Y),86:POKEC(X,Y)+CO,0
700 NEXTX:NEXTY:RETURN
710 DATA1,1,1,1,1,0,0,1,1,0,0,1,1,1,1,
1
720 DATA0,0,0,0,0,1,1,0,0,1,1,0,0,0,0,
0
730 DATA0,1,1,0,1,0,0,1,1,0,0,1,0,1,1,
0
740 DATA1,1,1,1,1,1,1,1,1,1,1,1,1,1,1,
1
750 DATA1,0,0,1,0,1,1,0,0,1,1,0,1,0,0,
1
760 DATA1,1,1,1,0,0,0,0,0,0,0,0,1,1,1,
1
770 DATA0,0,0,1,0,0,0,1,0,0,0,1,0,0,0,
1
775 DATA1,0,0,1,0,0,0,0,0,0,0,0,1,0,0,
1
780 DATA0,0,0,0,0,0,0,0,0,0,0,0,0,0,0,
0
790 DATA0,0,0,0,1,0,0,1,1,0,0,1,0,0,0,
0
800 REM REVERSE
810 POKEA(C,D),118-PEEK(A(C,D))
830 POKEA(C,D)+CO,2
840 P1=0
860 RETURN
870 REM SET DATA POINTER
910 REM{2 SPACES}WHICH ONES{2 SPACES}TO C
HANGE
920 IFX+Y<>2THEN950
930 FORC=2TO3:D=1:GOSUB810:NEXT:FORD=1TO3
:C=1:GOSUB810:NEXT
940 D=2:C=2:GOSUB810:RETURN
950 IF X+Y<>8THEN980
960 FORC=3TO2STEP-1:D=4:GOSUB810:NEXT:FORD
D=4TO2STEP-1:C=4:GOSUB810:NEXT
970 C=3:D=3:GOSUB810:RETURN
980 IF X+Y<>5THEN1020
990 IF X<>4THEN1020
1000 FORC=3TO2STEP-1:D=1:GOSUB810:NEXT:FO

```

```

RD=1TO3:C=4:GOSUB810:NEXT
1010 C=3:D=2:GOSUB810:RETURN
1020 IFX+Y<>5THEN1060
1030 IFX<>1THEN1060
1040 FORC=2TO3:D=4:GOSUB810:NEXT:FORD=4TO
2STEP-1:C=1:GOSUB810:NEXT
1050 C=2:D=3:GOSUB810:RETURN
1060 REM CHECK EDGES
1070 IF(X>1ANDX<4)AND(Y=1ORY=4)THENC=X-1:
D=Y:GOSUB810:C=X+1:GOSUB810:GOSUB110
0
1080 IF(Y>1ANDY<4)AND(X=1ORX=4)THEND=Y-1:
C=X:GOSUB810:D=Y+1:GOSUB810:GOSUB110
0
1090 GOTO1160
1100 IFY=1THEND=Y+1:C=X:GOSUB810
1110 IFY=4THEND=Y-1:C=X:GOSUB810
1120 IFX=4THENC=X-1:D=Y:GOSUB810
1130 IFX=1THENC=X+1:D=Y:GOSUB810
1140 RETURN
1150 REM CHECK CENTERS
1160 IF (X=1)OR(Y=1)OR(X=4)OR(Y=4)THEN 12
00
1170 D=Y+1:C=X:GOSUB810:C=X-1:D=Y:GOSUB81
0
1180 D=Y-1:C=X:GOSUB810:C=X+1:D=Y:GOSUB81
0
1190 C=X:D=Y:GOSUB810
1200 RETURN

```



"Quatrainment," 64 version.

### Program 3: Quatrainment, 64 Version

Version by Gregg Peele, Assistant Programming Supervisor

```

10 PRINT"{CLR}":POKE214,10:PRINT:POKE211,
13:A$="QUATRINMENT":POKE646,0
20 FORT1=1TOLEN(A$):PRINTMID$(A$,T1,1):;F
ORT=1TO200:NEXT:NEXT:FORT=1TO500:NEXT
30 RN=16:REMFOR RANDOM INITIAL GRID CHANG
E LINE 30 TO RN=RND(0)*15+1
40 PRINT"{CLR}";TAB(26);"TIME:"
45 PRINT"{DOWN}[14 LEFT]MOVES:";MO
50 PRINT"{3 DOWN}[14 LEFT]EDGES [D]
[B]"
53 PRINT"{3 DOWN}[14 LEFT]CORNERS {RVS}
{OFF}[V][DOWN][2 LEFT][V]"
54 PRINT"{2 DOWN}[14 LEFT]CENTERS {UP}
[D]{DOWN}[LEFT][RVS][F]{OFF}[V]"
100 GOTO140
110 FORL=1TO4:FORB=1TO4:D(L,B)=PEEK(C(L,B
))-9:NEXTB:NEXTL:RETURN

```



# STRUGGLED BY BAD SOFTWARE?

Here comes  
the new generation of SM's

## GOLDEN TOOL

program series for the 64.

CREATE YOUR  
LIFE MORE  
SUCCESSFUL!

SM TEXT64

SM SOFTWARE

SM ADREVA64

SM SOFTWARE

SM KIT64

SM SOFTWARE

SM ISM64

SM SOFTWARE



### SM TEXT64

The professional wordprocessor with more than 80 functions like multi-color selection, up to 120 columns/line without additional hardware, find & replace, enhanced blockhandling, direct-access to SM-ADREVA-files, and all the other usual features.

ONLY \$75

### SM ADREVA64

Your personal professional address-file-system. Up to 620 addresses per disc in direct access. Including 5 extra lines for individual text/record. Totally menu-driven. Powerful editing and back-up facilities. Several hardcopy features.

ONLY \$60

### SM KIT64

The famous programming tool with powerful basic extensions like merge, find, renumber, dump, trace, enhanced floppy-monitor (disc-doctor) and high efficient machine-language-monitor with built-in assembler, disassembler, trace and lots of more helpful features. Really a golden tool!

ONLY \$60

### SM ISM64


This index-sequential file manager gives you a new dimension on direct access files. Up to 40 keys, various length for each record and up to 10 files can be handled at the same time by this sophisticated module. How could your programs survive without SM-ISM?

ONLY \$60

PLACE YOUR CHECK OR MONEY ORDER NOW!



SM SOFTWARE INC.  
252 Bethlehem Pike  
Colmar, PA 18915  
215-822-9627



EVERY SHIPMENT  
INCLUDES DISC  
AND MANUAL.

SOFTWARE MADE IN MUNICH

Dealer inquiries invited.



```

115 FORT=1TO500:NEXT
120 FORL=1TO4:FORB=1TO4:IFB(L,B)<>D(L,B)T
HENRETURN
130 NEXT:NEXT:SC=VAL(TI$)/16+MO/5:PRINT"
{CLR}{6 DOWN}"TAB(10)"YOU HAVE MATCHE
D IT!{DOWN}"
135 PRINTTAB(15);"SCORE:";INT(SC);"{DOWN}
"
136 PRINTTAB(11);"PLAY AGAIN Y OR N?"
137 IFPEEK(197)<>39ANDPEEK(197)<>25THEN13
7
138 IF PEEK(197)=25THENRUN
139 END
140 CO=54272:POKE53281,12:POKE53280,0
150 FORJ=0TO20STEP5
160 FORT=1024TO1804STEP40:POKET+J,160
170 POKET+54272+J,1:NEXT:NEXT
180 FORJ=0TO20STEP5
190 FORT=1024TO1024+20:POKET+J*40,160:POK
ET+54272+J*40,1
200 NEXT:NEXT
210 POKE 1569,79:POKE1569+CO,7:POKE1577,8
0:POKE1577+CO,7
220 POKE1889,76:POKE1889+54272,7:POKE1897
,122:POKE1897+CO,7
230 FORT=1609TO1849STEP40:POKET,116:POKE
{SPACE}T+CO,7:POKET+8,106:POKET+8+CO,
7:NEXT
240 FORT=1570TO1576:POKET,119:POKET+320,1
11:POKE T+CO,7:POKET+320+CO,7:NEXT
250 FORJ=0TO4STEP2:FORT=1611TO1611+240STE
P40:POKET+J,66:POKET+CO+J,7:NEXT:NEXT
260 FORT=1650TO1650+6:POKET,64:POKET+CO,7
:POKET+80,64:POKET+80+CO,7
270 POKET+160,64:POKET+160+CO,7:NEXT
280 FORU=1TO4:FORT=1TO4:C(T,U)=1528+2*T+8
0*U:NEXTT:NXTU
290 DATA106,1111,1116,1121
300 FORT=1TO4:READ E:A(T,1)=E:A(T,2)=E+20
0:A(T,3)=E+400:A(T,4)=E+600:NEXT
310 GOSUB570:X=1:Y=1:GOSUB500
315 TI$="000000"
320 JO=15-(PEEK(56320)AND15):IF JO<>1ANDJ
O<>2ANDJO<>4ANDJO<>8THENEND=5:GOTO340
330 D=LOG(JO)/LOG(2)+1
340 ONDGOSUB390,410,450,430,470
350 IF(PEEK(56320)AND16)THEN375
360 GOSUB910:MO=MO+1
370 IF(PEEK(56320)AND16)=0THEN370
375 PRINT"{HOME}";TAB(32);RIGHT$(TI$,5);"
{DOWN}{5 LEFT}";MO
380 GOTO320
390 IFY-1<=0THEN480
400 Y=Y-1:GOSUB 500:RETURN
410 IFY+1=5THEN480
420 Y=Y+1:GOSUB500:RETURN
430 IFX+1=5THEN480
440 X=X+1:GOSUB500:RETURN
450 IFX-1<=0THEN480
460 X=X-1:GOSUB500:RETURN
470 GOSUB500:RETURN
480 RETURN
490 GOTO320
500 P1=PEEK(A(X,Y)):P2=PEEK(A(X,Y)+1):P3=
PEEK(A(X,Y)+40):P4=PEEK(A(X,Y)+41)
510 POKEA(X,Y),213:POKEA(X,Y)+1,201:POKEA
(X,Y)+40,202:POKEA(X,Y)+41,203
520 POKEA(X,Y)+CO,2:POKEA(X,Y)+1+CO,2:POK
EA(X,Y)+40+CO,2:POKEA(X,Y)+41+CO,2
530 POKEA(X,Y),P1:POKEA(X,Y)+1,P2:POKEA(X
,Y)+40,P3:POKEA(X,Y)+41,P4
535 P1=0:P2=0:P3=0:P4=0:GOSUB110:GOSUB120
540 RETURN
570 WE=INT(RND(0)*8)+1:FORJ=1TOWE*RN:READ
Q:NEXT
580 FORY=1TO4:FORX=1TO4:READQ:IFQ=0THEN60
0
590 GOSUB610
600 NEXTX:NEXTY:GOSUB640:GOSUB680:RETURN
610 POKEA(X,Y),77:POKEA(X,Y)+1,78:POKEA(X
,Y)+40,78:POKEA(X,Y)+41,77
620 POKEA(X,Y)+CO,2:POKEA(X,Y)+1+CO,2:POK
EA(X,Y)+40+CO,2:POKEA(X,Y)+41+CO,2
630 RETURN
640 FORX=1TO4:FORY=1TO4:B(X,Y)=PEEK(A(X,Y
))
650 IFB(X,Y)=32THENB(X,Y)=B(X,Y)-9:GOTO67
0
660 B(X,Y)=B(X,Y)
670 NEXTX:NEXTY:RETURN
680 FORY=1TO4:FORX=1TO4:READP
690 IFPTHENPOKEC(X,Y),86:POKEC(X,Y)+CO,1
700 NEXTX:NEXTY:RETURN
710 DATA1,1,1,1,1,0,0,1,1,0,0,1,1,1,1,
1
720 DATA0,0,0,0,0,1,1,0,0,1,1,0,0,0,0,
0
730 DATA0,1,1,0,1,0,0,1,1,0,0,1,0,1,1,
0
740 DATA1,1,1,1,1,1,1,1,1,1,1,1,1,1,1,
1
750 DATA1,0,0,1,0,1,1,0,0,1,1,0,1,0,0,
1
760 DATA1,1,1,1,0,0,0,0,0,0,0,0,1,1,1,
1
770 DATA0,0,0,1,0,0,0,1,0,0,0,1,0,0,0,
1
775 DATA1,0,0,1,0,0,0,0,0,0,0,0,1,0,0,
1
780 DATA0,0,0,0,0,0,0,0,0,0,0,0,0,0,0,
0
790 DATA0,0,0,0,1,0,0,1,1,0,0,1,0,0,0,
0
800 REM REVERSE
810 POKEA(C,D),109-PEEK(A(C,D)):POKEA(C,D
)+1,110-(PEEK(A(C,D)+1))
820 POKEA(C,D)+40,110-PEEK(A(C,D)+40):POK
EA(C,D)+41,109-PEEK(A(C,D)+41)
830 POKEA(C,D)+CO,2:POKEA(C,D)+1+CO,2
840 POKEA(C,D)+40+CO,2:POKEA(C,D)+41+CO,2
:P1=0:P2=0:P3=0:P4=0
860 RETURN
870 REM SET DATA POINTER
910 REM{2 SPACES}WHICH ONES{2 SPACES}TO C
HANGE
920 IFX+Y<>2THEN950
930 FORC=2TO3:D=1:GOSUB810:NEXT:FORD=1TO3
:C=1:GOSUB810:NEXT
940 D=2:C=2:GOSUB810:RETURN
950 IF X+Y<>8THEN980
960 FORC=3TO2STEP-1:D=4:GOSUB810:NEXT:FOR
D=4TO2STEP-1:C=4:GOSUB810:NEXT
970 C=3:D=3:GOSUB810:RETURN
980 IF X+Y<>5THEN1020
990 IF X<>4THEN 1020
1000 FORC=3TO2STEP-1:D=1:GOSUB810:NEXT:FO
RD=1TO3:C=4:GOSUB810:NEXT
1010 C=3:D=2:GOSUB810:RETURN
1020 IFX+Y<>5THEN1060
1030 IFX<>1THEN1060
1040 FORC=2TO3:D=4:GOSUB810:NEXT:FORD=4TO
2STEP-1:C=1:GOSUB810:NEXT

```



```

1050 C=2:D=3:GOSUB810:RETURN
1060 REM CHECK EDGES
1070 IF(X>1ANDX<4)AND(Y=1ORY=4)THENC=X-1:
D=Y:GOSUB810:C=X+1:GOSUB810:GOSUB110
0
1080 IF(Y>1ANDY<4)AND(X=1ORX=4)THEND=Y-1:
C=X:GOSUB810:D=Y+1:GOSUB810:GOSUB110
0
1090 GOTO1160
1100 IFY=1THEND=Y+1:C=X:GOSUB810
1110 IFY=4THEND=Y-1:C=X:GOSUB810
1120 IFX=4THENC=X-1:D=Y:GOSUB810
1130 IFX=1THENC=X+1:D=Y:GOSUB810
1140 RETURN
1150 REM CHECK CENTERS
1160 IF (X=1)OR(Y=1)OR(X=4)OR(Y=4)THEN 12
00
1170 D=Y+1:C=X:GOSUB810:C=X-1:D=Y:GOSUB81
0
1180 D=Y-1:C=X:GOSUB810:C=X+1:D=Y:GOSUB81
0
1190 C=X:D=Y:GOSUB810
1200 RETURN
1210 PRINT"YOU WIN "

```



"Quatrainment," TI version.

### Program 4: Quatrainment, TI-99/4A Version

Version by Patrick Parrish, Programming Supervisor

```

100 GOTO 150
110 FOR I=1 TO LEN(H$)
120 CALL HCHAR(ROW,COL+I,ASC(SEG$(H
$,I,1)))
130 NEXT I
140 RETURN
150 DIM W(10,4,4),MASTER(4,4),M(4,4
),U(4,4)
160 RANDOMIZE
170 GOSUB 2010
180 GOSUB 2150
190 GOSUB 1740
200 GOSUB 1830
210 R=2
220 C=3
230 KHAR=112
240 KHAR=225-KHAR
250 CALL HCHAR(R,C,KHAR)
260 TIME=TIME+1
270 IF TIME<5 THEN 320
280 H$=STR$(INT(TIME/5))
290 FOR I=1 TO LEN(H$)

```

```

300 CALL HCHAR(9,25+I,ASC(SEG$(H$,I
,1)))
310 NEXT I
320 CALL KEY(0,K,S)
330 IF S=1 THEN 350
340 GOTO 240
350 CALL HCHAR(R,C,112)
360 IF K<>69 THEN 390
370 R=R-SGN(R-2)*4
380 GOTO 250
390 IF K<>83 THEN 420
400 C=C-SGN(C-3)*4
410 GOTO 250
420 IF K<>88 THEN 450
430 R=R+SGN(14-R)*4
440 GOTO 250
450 IF K<>68 THEN 480
460 C=C+SGN(15-C)*4
470 GOTO 250
480 IF K<>13 THEN 280
490 MOVE=MOVE+1
500 H$=STR$(MOVE)
510 FOR I=1 TO LEN(H$)
520 CALL HCHAR(5,25+I,ASC(SEG$(H$,I
,1)))
530 NEXT I
540 Z=U((R-2)/4,(C-3)/4)
550 ON Z GOTO 560,670,780,890,1000,
1110,1180,1250,1320
560 CALL GCHAR(R-3,C+1,H)
570 CALL HCHAR(R-3,C+1,D-H)
580 CALL GCHAR(R+1,C-3,H)
590 CALL HCHAR(R+1,C-3,D-H)
600 CALL GCHAR(R+1,C+1,H)
610 CALL HCHAR(R+1,C+1,D-H)
620 CALL GCHAR(R+1,C+5,H)
630 CALL HCHAR(R+1,C+5,D-H)
640 CALL GCHAR(R+5,C+1,H)
650 CALL HCHAR(R+5,C+1,D-H)
660 GOTO 1390
670 FOR I=1 TO 9 STEP 4
680 CALL GCHAR(R+1,C+I,H)
690 CALL HCHAR(R+1,C+I,D-H)
700 NEXT I
710 CALL GCHAR(R+5,C+1,H)
720 CALL HCHAR(R+5,C+1,D-H)
730 CALL GCHAR(R+5,C+5,H)
740 CALL HCHAR(R+5,C+5,D-H)
750 CALL GCHAR(R+9,C+1,H)
760 CALL HCHAR(R+9,C+1,D-H)
770 GOTO 1390
780 FOR I=-1 TO 7 STEP 4
790 CALL GCHAR(R+1,C-I,H)
800 CALL HCHAR(R+1,C-I,D-H)
810 NEXT I
820 CALL GCHAR(R+5,C+1,H)
830 CALL HCHAR(R+5,C+1,D-H)
840 CALL GCHAR(R+5,C-3,H)
850 CALL HCHAR(R+5,C-3,D-H)
860 CALL GCHAR(R+9,C+1,H)
870 CALL HCHAR(R+9,C+1,D-H)
880 GOTO 1390
890 FOR I=-1 TO 7 STEP 4
900 CALL GCHAR(R+1,C-I,H)
910 CALL HCHAR(R+1,C-I,D-H)
920 NEXT I
930 CALL GCHAR(R-3,C+1,H)
940 CALL HCHAR(R-3,C+1,D-H)
950 CALL GCHAR(R-3,C-3,H)
960 CALL HCHAR(R-3,C-3,D-H)
970 CALL GCHAR(R-7,C+1,H)

```



```

980 CALL HCHAR(R-7,C+1,D-H)
990 GOTO 1390
1000 FOR I=1 TO 9 STEP 4
1010 CALL GCHAR(R+1,C+I,H)
1020 CALL HCHAR(R+1,C+I,D-H)
1030 NEXT I
1040 CALL GCHAR(R-3,C+1,H)
1050 CALL HCHAR(R-3,C+1,D-H)
1060 CALL GCHAR(R-3,C+5,H)
1070 CALL HCHAR(R-3,C+5,D-H)
1080 CALL GCHAR(R-7,C+1,H)
1090 CALL HCHAR(R-7,C+1,D-H)
1100 GOTO 1390
1110 CALL GCHAR(R+1,C-3,H)
1120 CALL HCHAR(R+1,C-3,D-H)
1130 CALL GCHAR(R+1,C+5,H)
1140 CALL HCHAR(R+1,C+5,D-H)
1150 CALL GCHAR(R+5,C+1,H)
1160 CALL HCHAR(R+5,C+1,D-H)
1170 GOTO 1390
1180 CALL GCHAR(R-3,C+1,H)
1190 CALL HCHAR(R-3,C+1,D-H)
1200 CALL GCHAR(R+1,C-3,H)
1210 CALL HCHAR(R+1,C-3,D-H)
1220 CALL GCHAR(R+5,C+1,H)
1230 CALL HCHAR(R+5,C+1,D-H)
1240 GOTO 1390
1250 CALL GCHAR(R+1,C-3,H)
1260 CALL HCHAR(R+1,C-3,D-H)
1270 CALL GCHAR(R+1,C+5,H)
1280 CALL HCHAR(R+1,C+5,D-H)
1290 CALL GCHAR(R-3,C+1,H)
1300 CALL HCHAR(R-3,C+1,D-H)
1310 GOTO 1390
1320 CALL GCHAR(R-3,C+1,H)
1330 CALL HCHAR(R-3,C+1,D-H)
1340 CALL GCHAR(R+1,C+5,H)
1350 CALL HCHAR(R+1,C+5,D-H)
1360 CALL GCHAR(R+5,C+1,H)
1370 CALL HCHAR(R+5,C+1,D-H)
1380 REM CHECK WORK VS MASTER GRID
1390 FOR I=0 TO 3
1400 FOR J=0 TO 3
1410 CALL GCHAR(I*4+3,J*4+4,H)
1420 M(I,J)=H-120
1430 FL=0
1440 IF M(I,J)=MASTER(I,J) THEN 1480
1450 I=3
1460 J=3
1470 FL=1
1480 NEXT J
1490 NEXT I
1500 IF FL<>1 THEN 1530
1510 GOTO 230
1520 REM YOU WIN
1530 FOR I=220 TO 880 STEP 30
1540 CALL SOUND(50,I,3)
1550 NEXT I
1560 H$="YOU WIN!"
1570 ROW=11
1580 COL=19
1590 GOSUB 110
1600 SC=INT(TIME/5)*INT(MOVE/5)
1610 H$="SCORE="&STR$(SC)
1620 ROW=12
1630 COL=19
1640 GOSUB 110
1650 H$="AGAIN ?"
1660 ROW=14
1670 COL=19
1680 GOSUB 110
1690 CALL KEY(0,K,S)
1700 IF S=0 THEN 1690
1710 IF (K<>89)*(K<>78) THEN 1690
1720 IF K=89 THEN 180
1730 STOP
1740 FOR I=0 TO 3
1750 FOR J=0 TO 3
1760 RANDOMIZE
1770 Z=INT(RND*2)
1780 M(I,J)=Z
1790 NEXT J
1800 NEXT I
1810 RETURN
1820 REM SET UP WORK GRID
1830 FOR I=0 TO 3
1840 FOR J=0 TO 3
1850 CALL HCHAR(I*4+3,J*4+4,120+M(I,J))
1860 NEXT J
1870 NEXT I
1880 RETURN
1890 READ A,A$
1900 IF A=-1 THEN 1970
1910 CALL CHAR(A,A$)
1920 GOTO 1890
1930 DATA 97,0000000000000000,98,FF
      FFFFFFFFFFFFFFFF,104,FFFFFFFFFFFF
      FFFFF
1940 DATA 112,0000000000000000,113,
      00003C3C3C3C0000,114,0018187E7
      E181800
1950 DATA 115,0000C0C0F0F0FCFC,116,
      0066666618181800,120,000000000
      0000000
1960 DATA 121,FFFFFFFFFFFFFFFF,-1,A
1970 CALL COLOR(9,5,1)
1980 CALL COLOR(10,13,1)
1990 CALL COLOR(12,9,1)
2000 RETURN
2010 CALL CLEAR
2020 CALL SCREEN(10)
2030 PRINT TAB(9);"QUATRAINMENT"
2040 FOR T=1 TO 10
2050 PRINT
2060 NEXT T
2070 PRINT TAB(8);"ENTERING DATA"
2080 PRINT
2090 PRINT TAB(6);"...PLEASE WAIT..
      ."
2100 PRINT
2110 PRINT
2120 GOSUB 1890
2130 GOSUB 2420
2140 RETURN
2150 CALL CLEAR
2160 CALL SCREEN(15)
2170 PRINT TAB(18);"MOVE: 0"
2180 SC=0
2190 TIME=0
2200 MOVE=0
2210 PRINT
2220 PRINT
2230 PRINT
2240 PRINT TAB(18);"TIME: 0"
2250 FOR T=1 TO 9
2260 PRINT
2270 NEXT T
2280 PRINT TAB(2);"MIDDLE ";CHR$(11
      4)
2290 PRINT
2300 PRINT TAB(2);"CORNER ";CHR$(11
      5)

```



```

2310 PRINT
2320 PRINT TAB(2);"EDGE ";CHR$(116)
2330 FOR I=0 TO 4
2340 CALL HCHAR(I*4+1,2,98,17)
2350 CALL VCHAR(1,I*4+2,98,17)
2360 NEXT I
2370 FOR T=0 TO 4
2380 CALL HCHAR(T*2+15,20,104,9)
2390 CALL VCHAR(16,T*2+20,104,7)
2400 NEXT T
2410 GOTO 2680
2420 FOR K=1 TO 10
2430 FOR I=0 TO 3
2440 FOR J=0 TO 3
2450 READ W(K,I,J)
2460 NEXT J
2470 NEXT I
2480 NEXT K
2490 FOR I=0 TO 3
2500 FOR J=0 TO 3
2510 READ U(I,J)
2520 NEXT J
2530 NEXT I
2540 D=241
2550 RETURN
2560 DATA 1,1,1,1,1,0,0,1,1,0,0,1,1,1,1,1
2570 DATA 0,0,0,0,0,1,1,0,0,1,1,0,0,0,0,0
2580 DATA 0,1,1,0,1,0,0,1,1,0,0,1,0,1,1,0
2590 DATA 1,1,1,1,1,1,1,1,1,1,1,1,1,1,1,1
2600 DATA 1,0,0,1,0,1,1,0,0,1,1,0,1,0,0,1
2610 DATA 1,1,1,1,0,0,0,0,0,0,0,0,0,1,1,1,1
2620 DATA 0,0,0,1,0,0,0,1,0,0,0,1,0,0,0,1,0
2630 DATA 1,0,0,1,0,0,0,0,0,0,0,0,0,1,0,0,1
2640 DATA 0,0,0,0,0,0,0,0,0,0,0,0,0,0,0,0,0
2650 DATA 0,0,0,0,1,0,0,1,1,0,0,1,0,0,0,0,0
2660 DATA 2,6,6,3,9,1,1,7,9,1,1,7,5,8,8,4
2670 REM SET UP MASTER GRID
2680 RANDOMIZE
2690 F=INT(RND*10)+1
2700 FOR I=0 TO 3
2710 FOR J=0 TO 3
2720 CALL HCHAR(2*I+16,2*J+21,112+W(F,I,J))
2730 MASTER(I,J)=W(F,I,J)
2740 NEXT J
2750 NEXT I
2760 RETURN

```


### Program 5: Quatrainment, Apple Version

Version by Chris Poer, Editorial Programmer

```

5 TEXT : HOME : FLASH : VTAB 7: HTAB 1
7: PRINT "QUATRINMENT"
10 INVERSE : VTAB 12: HTAB 12: PRINT "
PRESS ANY KEY TO BEGIN": VTAB 7: HTAB
19: GET XX$: NORMAL
20 GOSUB 1000
30 GOSUB 1100
35 GOSUB 1300
50 P1 = INT ( PDL (0) / 64):P2 = INT
( PDL (1) / 64):X = P1 * 4 + 2:Y =

```



"Quatrainment," Apple version.

```

P2 * 6 + 3
60 COLOR= 1: HLIN P1 * 4 + 1,P1 * 4 +
3 AT P2 * 6 + 1: HLIN P1 * 4 + 1,P
1 * 4 + 3 AT P2 * 6 + 5
70 COLOR= 0: HLIN P1 * 4 + 1,P1 * 4 +
3 AT P2 * 6 + 1: HLIN P1 * 4 + 1,P
1 * 4 + 3 AT P2 * 6 + 5
80 IF ( PEEK ( - 16286) > 127 OR PEEK
( - 16287) > 127) THEN GOSUB 1200
: GOSUB 2100:MOV = MOV + 1: VTAB 2
2: HTAB 17: PRINT MOV
90 TC = TC + 1: IF TC > 10 THEN TIME =
TIME + 1:TC = 0: VTAB 23: HTAB 17:
PRINT TIME
100 GOTO 50
1000 GR : COLOR= 6: HLIN 0,16 AT 0: HLIN
24,39 AT 0: HLIN 0,16 AT 6: HLIN 2
4,39 AT 6: HLIN 0,16 AT 12: HLIN 2
4,39 AT 12
1010 HLIN 0,16 AT 18: HLIN 24,39 AT 18
: HLIN 0,16 AT 24: HLIN 24,39 AT 2
4
1020 VLIN 0,24 AT 0: VLIN 0,24 AT 23: VLIN
0,24 AT 4: VLIN 0,24 AT 27: VLIN 0
,24 AT 8: VLIN 0,24 AT 31
1030 VLIN 0,24 AT 12: VLIN 0,24 AT 35:
VLIN 0,24 AT 16: VLIN 0,24 AT 39
1040 RETURN
1100 FOR R = 0 TO 3: FOR RR = 0 TO 3:B
(R,RR) = INT ( RND (1) * 1 + .5):
NEXT : NEXT
1110 COLOR= 12: FOR RR = 0 TO 3: FOR R
= 0 TO 3: IF B(R,RR) = 1 THEN PLOT
RR * 4 + 2,R * 6 + 3
1120 NEXT : NEXT
1130 FOR I = 1 TO 10: FOR C = 0 TO 3: FOR
R = 0 TO 3: READ Z1:E(I,C,R) = Z1:
NEXT : NEXT : NEXT
1140 S = INT ( RND (1) * 10 + 1): FOR
C = 0 TO 3: FOR R = 0 TO 3:D(C,R) =
E(S,C,R): NEXT : NEXT
1150 COLOR= 9: FOR RR = 0 TO 3: FOR R =
0 TO 3: IF D(R,RR) = 1 THEN PLOT
RR * 4 + 25,R * 6 + 3
1160 NEXT : NEXT
1170 FOR A = 1 TO 9: FOR I = 1 TO 6
1180 READ Z1,Z2:X1(A,I) = Z1:Y1(A,I) = Z2
1190 NEXT : NEXT : RETURN
1200 IF (P1 = 1 OR P1 = 2) AND (P2 = 1
OR P2 = 2) THEN A = 1: GOSUB 2000
: RETURN

```



```

1210 IF (P1 = 1 OR P1 = 2) AND P2 = 0 THEN
A = 2: GOSUB 2000: RETURN
1220 IF (P1 = 1 OR P1 = 2) AND P2 = 3 THEN
A = 3: GOSUB 2000: RETURN
1230 IF (P2 = 1 OR P2 = 2) AND P1 = 0 THEN
A = 4: GOSUB 2000: RETURN
1240 IF (P2 = 1 OR P2 = 2) AND P1 = 3 THEN
A = 5: GOSUB 2000: RETURN
1250 IF P1 = 0 AND P2 = 0 THEN A = 6: GOSUB
2000: RETURN
1260 IF P1 = 3 AND P2 = 0 THEN A = 7: GOSUB
2000: RETURN
1270 IF P1 = 3 AND P2 = 3 THEN A = 8: GOSUB
2000: RETURN
1280 A = 9: GOSUB 2000: RETURN
1300 COLOR= 2: VLIN 26,31 AT 4: PLOT 5
,27: PLOT 6,28: PLOT 7,27: VLIN 31
,26 AT 8
1310 VLIN 33,39 AT 6: HLIN 4,8 AT 36
1320 VLIN 26,31 AT 18: HLIN 18,20 AT 2
6: HLIN 18,20 AT 31
1330 VLIN 33,38 AT 18: VLIN 35,38 AT 1
9: VLIN 37,38 AT 20
1340 VLIN 26,31 AT 31: HLIN 31,34 AT 2
6: HLIN 31,34 AT 29: HLIN 31,34 AT
32
1350 VLIN 37,39 AT 30: VLIN 37,39 AT 3
1: HLIN 32,33 AT 36: HLIN 32,33 AT
35: HLIN 32,33 AT 34: VLIN 37,39 AT
34: VLIN 37,39 AT 35
1355 PRINT : PRINT
1360 VTAB 23: PRINT "MOVES";: PRINT ,M
OV: PRINT "TIME";: PRINT ,TIME: RETURN

2000 FOR I = 1 TO 6
2005 IF X1(A,I) = 1 THEN 2030
2010 IF SCRN( X + X1(A,I),Y + Y1(A,I)
) > 0 THEN COLOR= 0: PLOT X + X1(
A,I),Y + Y1(A,I):B((Y - 3 + Y1(A,I)
) / 6,(X - 2 + X1(A,I)) / 4) = 0:
GOTO 2030
2020 COLOR= 12: PLOT X + X1(A,I),Y + Y
1(A,I):B(((Y - 3 + Y1(A,I)) / 6),(
(X - 2 + X1(A,I)) / 4)) = 1
2030 NEXT : RETURN
2100 FOR R = 0 TO 3: FOR RR = 0 TO 3: IF
B(R,RR) < > D(R,RR) THEN RETURN

2110 NEXT : NEXT
2120 SC = INT (TIME / 10) * INT (MOV /
5)
2130 TEXT : HOME : VTAB 10: FLASH : HTAB
16: PRINT "YOU HAVE WON": VTAB 13:
HTAB 11: PRINT "YOUR SCORE IS ";S
C;" POINTS"
2140 NORMAL : END
20000 DATA 1,1,1,1,1,0,0,1,1,0,0,1,1,
1,1,1
20010 DATA 0,0,0,0,0,1,1,0,0,1,1,0,0,
0,0,0
20020 DATA 0,1,1,0,1,0,0,1,1,0,0,1,0,
1,1,0
20030 DATA 1,1,1,1,1,1,1,1,1,1,1,1,1,
1,1,1
20040 DATA 1,0,0,1,0,1,1,0,0,1,1,0,1,
0,0,1
20050 DATA 1,1,1,1,0,0,0,0,0,0,0,0,1,
1,1,1
20060 DATA 0,0,0,1,0,0,0,1,0,0,0,1,0,
0,0,1
20070 DATA 1,0,0,1,0,0,0,0,0,0,0,0,1,
0,0,1

```

```

20080 DATA 0,0,0,0,0,0,0,0,0,0,0,0,0,
0,0,0
20090 DATA 0,0,0,0,1,0,0,1,1,0,0,1,0,
0,0,0
20110 DATA 0,0,-4,0,4,0,0,-6,0,6,1,1
20120 DATA 4,0,-4,0,0,6,1,1,1,1,1,1
20130 DATA 4,0,-4,0,0,-6,1,1,1,1,1,1
20140 DATA 4,0,0,-6,0,6,1,1,1,1,1,1
20150 DATA -4,0,0,-6,0,6,1,1,1,1,1,1
20160 DATA 0,0,0,6,0,12,4,0,4,6,8,0
20170 DATA 0,0,0,6,0,12,-4,0,-4,6,-8,
0
20180 DATA 0,0,0,-6,0,-12,-4,0,-4,-6,
-8,0
20190 DATA 0,0,0,-6,0,-12,4,-6,4,0,8,
0

```



"Quatrainment," Color Computer version.

## Program 6: Quatrainment, TRS-80 Color Computer Version

Version by Chris Poer, Editorial Programmer

```

1 DIM W(10,3,3),X1(10,6),Y1(10,6),D
(4,4)
5 CLS(0)
10 A$=" T N E M N I A R T A U Q"
12 FOR I=1 TO 25:FOR A=37 TO 61-I:IF
OR T=1 TO 15:NEXT T:PRINT@A-1,"
";:PRINT@A,MID$(A$,1,1):NEXT A:
NEXT I
15 PRINT@294,"HIT ANY KEY TO BEGIN."
;
16 IF INKEY$="" THEN 16 ELSE CLS(0)
20 GOSUB 1000
30 GOSUB 1100
40 GOSUB 1300
50 P1= INT(JOYSTK(0)/16):P2=INT(JOY
STK(1)/16):X=P1*7+3:Y=P2*5+2
60 SET(P1*7+3,P2*5+2,2):SET(P1*7+3,
P2*5+3,2):SET(P1*7+4,P2*5+2,2):S
ET(P1*7+4,P2*5+3,2)
70 IF B(P2,P1)=1THEN SET(P1*7+3,P2*
5+2,4):SET(P1*7+3,P2*5+3,4):SET(
P1*7+4,P2*5+2,4):SET(P1*7+4,P2*5
+3,4):GOTO90
80 RESET(P1*7+3,P2*5+2):RESET(P1*7+
3,P2*5+3):RESET(P1*7+4,P2*5+2):R
ESET(P1*7+4,P2*5+3)
90 IF PEEK(65280)=254 OR PEEK(65280
)=126 THEN GOSUB 1200:GOSUB 2100
:MOV=MOV+1

```



```

95 TC=TC+1:IF TC=7 THEN TC=0:TIME=TIME+1
97 PRINT@448,"MOVES=";MOV;"
   (3 SPACES)TIME=";TIME;
100 GOTO 50
1000 FOR I=0TO19:FOR J = 0 TO 28 STEP 7
1010 SET(J,I,3)
1020 NEXTJ:NEXTI
1030 FOR I = 0 TO 28: FOR J = 0 TO 20 STEP 5
1040 SET(I,J,3)
1050 NEXT J:NEXTI
1060 FOR I = 0 TO 20 : FOR J=35 TO 63 STEP 7
1070 SET (J,I,3)
1080 NEXT J: NEXT I
1090 FOR I = 35 TO 63: FOR J = 0 TO 20 STEP 5
1092 SET(I,J,3)
1097 NEXTJ:NEXTI:RETURN
1100 FOR R = 0 TO 3: FOR RR = 0 TO 3:B(R,RR)=RND(2)-1:NEXT RR:NEXT R
1110 FOR R = 0 TO 3: FOR RR = 0 TO 3: IF B(R,RR)=1 THEN SET(RR*7+3,R*5+2,4):SET(RR*7+3,R*5+3,4):SET(RR*7+4,R*5+2,4):SET(RR*7+4,R*5+3,4)
1120 NEXT RR:NEXT R
1130 FOR I=1 TO 10: FOR C=0 TO 3:FOR R R=0 TO 3:READ W(I,C,R):NEXT R:NEXT C:NEXTI
1140 S=RND(10):FOR R=0 TO 3:FOR RR=0 TO 3:D(R,RR)=W(S,R,RR):NEXT RR:NEXT R
1150 FOR R=0 TO 3: FOR RR=0 TO 3
1160 IF D(R,RR)=1 THEN SET(RR*7+38,R*5+2,5):SET(RR*7+39,R*5+2,5):SET(RR*7+38,R*5+3,5):SET(RR*7+39,R*5+3,5)
1170 NEXT:NEXT
1175 FOR A=1 TO 9:FORI=1 TO 6:READZ1,Z2:X1(A,I)=Z1:Y1(A,I)=Z2:NEXT I:NEXTA:RETURN
1200 IF (P1 = 1 OR P1 = 2) AND (P2= 1 OR P2=2) THEN A=1:GOSUB 2000:RETURN
1210 IF (P1 = 1 OR P1 = 2) AND P2=0 THEN A=2:GOSUB2000:RETURN
1220 IF (P1=1 OR P1=2) AND P2=3 THEN A=3:GOSUB 2000:RETURN
1230 IF (P2=1 OR P2=2) AND P1=0 THEN A=4:GOSUB2000:RETURN
1240 IF (P2=1 OR P2=2) AND P1=3 THEN A=5:GOSUB 2000:RETURN
1250 IF P1=0 AND P2=0 THEN A=6:GOSUB 2000:RETURN
1260 IF P1=3 AND P2=0 THEN A=7:GOSUB 2000:RETURN
1270 IF P1=3 AND P2=3 THEN A=8:GOSUB 2000:RETURN
1280 A=9:GOSUB 2000:RETURN
1300 FOR I= 22 TO 26:SET(33,I,6):SET(34,I,6):SET(3,I,6):SET(12,I,6):SET(24,I,6):SET(46,I,6):SET(7,I,6): NEXT I
1310 SET(4,22,6):SET(5,23,6):SET(6,22,6)
1320 FOR I=1 TO 5:SET(24+I,22,6):SET(24+I,26,6):SET(46+I,22,6):SET(46+I,26,6):SET(9+I,24,6): NEXT I
1330 SET(35,24,6):SET(35,25,6):SET(35,26,6):SET(36,24,6):SET(36,25,6):SET(36,26,6):SET(37,26,6):SET(37,26,6)
1340 SET(38,26,6):SET(38,26,6):SET(55,26,6):SET(55,25,6):SET(56,26,6):SET(56,25,6)
1350 SET(57,26,6):SET(57,25,6):SET(58,24,6):SET(58,23,6):SET(59,24,6):SET(59,23,6):SET(60,24,6):SET(60,23,6)
1360 SET(61,26,6):SET(61,25,6):SET(62,26,6):SET(62,25,6):SET(63,26,6):SET(63,25,6)
1370 RETURN
2000 FOR I=1 TO 6
2010 IF X1(A,I)=1 THEN 2040
2020 IF POINT(X+X1(A,I),Y+Y1(A,I))>1 THEN RESET(X+X1(A,I),Y+Y1(A,I)):RESET(X+X1(A,I)+1,Y+Y1(A,I)):RESET(X+X1(A,I),Y+Y1(A,I)+1):RESET(X+X1(A,I)+1,Y+Y1(A,I)+1):B((Y-2+Y1(A,I))/5,(X-3+X1(A,I))/7)=0:GOTO 2040
2030 SET(X+X1(A,I),Y+Y1(A,I),4):SET(X+X1(A,I)+1,Y+Y1(A,I),4):SET(X+X1(A,I),Y+Y1(A,I)+1,4):SET(X+X1(A,I)+1,Y+Y1(A,I)+1,4):B((Y-2+Y1(A,I))/5,(X-3+X1(A,I))/7)=1
2040 NEXT I:RETURN
2100 FOR R=0 TO 3:FOR RR=0TO3:IF B(R,RR)<>D(R,RR) THEN RETURN
2110 NEXT RR:NEXTR
2120 CLS(1):PRINT@234,"YOU HAVE WON":PRINT@328,"YOUR SCORE IS ";INT(TIME/10)*INT(MOVE/5)
2130 PRINT@392,"PLAY AGAIN (Y/N)";:INPUT A$:IF A$="Y"THEN 5
2140 END
20000 DATA 1,1,1,1,1,0,0,1,1,0,0,1,1,1,1
20010 DATA 0,0,0,0,0,1,1,0,0,1,1,0,0,0,0
20020 DATA 0,1,1,0,1,0,0,1,1,0,0,1,0,1,0
20030 DATA 1,1,1,1,1,1,1,1,1,1,1,1,1,1,1
20040 DATA 1,0,0,1,0,1,1,0,0,1,1,0,1,0,1
20050 DATA 1,1,1,1,0,0,0,0,0,0,0,0,0,0,0
20060 DATA 0,0,0,1,0,0,0,1,0,0,0,1,0,0,0,1
20070 DATA 1,0,0,1,0,0,0,0,0,0,0,0,0,0,1
20080 DATA 0,0,0,0,0,0,0,0,0,0,0,0,0,0,0
20090 DATA 0,0,0,0,1,0,0,1,1,0,0,1,0,0,0,0
20100 DATA 0,0,-7,0,7,0,0,-5,0,5,1,1
20110 DATA 7,0,-7,0,0,5,1,1,1,1,1,1,1
20120 DATA 7,0,-7,0,0,-5,1,1,1,1,1,1,1
20130 DATA 7,0,0,-5,0,5,1,1,1,1,1,1,1
20140 DATA -7,0,0,-5,0,5,1,1,1,1,1,1,1
20160 DATA 0,0,0,5,0,10,7,0,7,5,14,0

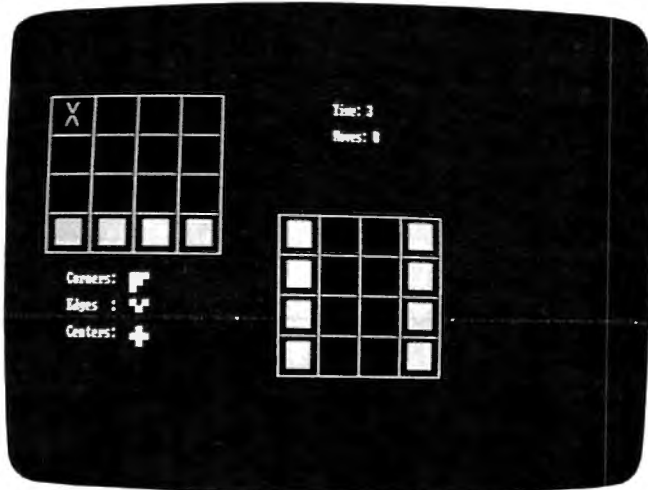
```



```

20170 DATA 0,0,0,5,0,10,-7,0,-7,5,-
14,0
20180 DATA 0,0,0,-5,0,-10,-7,0,-7,-
5,-14,0
20190 DATA 0,0,0,-5,0,-10,7,0,7,-5,
14,0

```



The object of "Quatrainment" is to change the upper grid to match the lower grid. The large X in the IBM version (shown above) designates the base location for changes in the upper grid.

```

10 CLS
20 GOSUB 1000
30 REM ROUTINE TO SETUP SCREEN
40 COLOR 7,0
50 CLS
60 KEY OFF
70 WIDTH 80
80 GOTO 160
90 FOR TR = STY TO STY+12 STEP 3
100 FOR T = STX TO STX+28 : LOCATE T
R,T : PRINT CHR$(196) : NEXT
110 NEXT TR
120 FOR TR = STX TO STX+28 STEP 7
130 FOR T = STY TO STY+12 : LOCATE T
,TR : PRINT CHR$(179) : NEXT
140 NEXT TR
150 RETURN
160 STX = 2 : STY = 2 : GOSUB 90
170 STX = 40 : STY = 11 : GOSUB 90 : Y
A = 1 : XA = 1
180 LOCATE 2,2:PRINT CHR$(218):LOCATE
2,30:PRINT CHR$(191)
190 LOCATE 11,40:PRINT CHR$(218):LOCA
TE 11,68:PRINT CHR$(191)
200 LOCATE 14,2 :PRINT CHR$(192):LOCA
TE 14,30:PRINT CHR$(217)
210 LOCATE 23,40:PRINT CHR$(192):LOCA
TE 23,68:PRINT CHR$(217)
220 FOR T2 = 9 TO 28 STEP 7 : LOCATE
2,T2 : PRINT CHR$(194) : NEXT
230 FOR T2 = 9 TO 28 STEP 7 : LOCATE
14,T2 : PRINT CHR$(193) : NEXT
240 FOR T2 = 47 TO 63 STEP 7 : LOCATE
11,T2 : PRINT CHR$(194) : NEXT
250 FOR T2 = 47 TO 63 STEP 7 : LOCATE
23,T2 : PRINT CHR$(193) : NEXT
260 REM SET UP ARRAYS FOR THE POSITI
ONS ON THE FIRST GRID.

```

```

270 DIM AX(4),BX(4),B(4,4)
280 FOR T = 1 TO 4 : READ X : AX(T)
= X : BX(T) = X +38 : NEXT
290 FOR T = 1 TO 4 : READ Y : AY(T)
= Y : BY(T) = Y +9 : NEXT
300 DATA 4,11,18,25,3,6,9,12
310 GR$= STRING$(4,219)+CHR$(31)+STRI
NG$(4,29)+STRING$(4,219)
320 GP$= CHR$(28)+CHR$(92)+CHR$(47)+C
HR$(31)+CHR$(28)+STRING$(4,29)+CHR$(2
8)+CHR$(47)+CHR$(92)+CHR$(31)+CHR$(28
)
330 SP$= STRING$(4,32 )+CHR$(31)+STRI
NG$(4,29)+STRING$(4,32 )+STRING$(4,29
)+CHR$(30)
340 LOCATE 16,6:PRINT"Corners: "+ CH
R$(219)+CHR$(219)+CHR$(223)+STRING$(3
,29)+CHR$(31)+CHR$(223)
350 LOCATE 18,6:PRINT"Edges : "+ CH
R$(223)+CHR$(220)+CHR$(223)
360 LOCATE 20,6:PRINT"Centers: "+CHR
$(220)+CHR$(219)+CHR$(220)+CHR$(29)+C
HR$(29)+CHR$(31)+CHR$(223)
370 REM set up patterns for gridb
380 I = -32768! : PRINT CHR$(11); "Pr
ess any key to Start"
390 IF INKEY$ = "" THEN I= I+1+(I=327
67)* 65535!: GOTO 390
400 RANDOMIZE I :PRINT CHR$(11);"
" :CL = 0
410 WE = INT (RND(I) *8) +1 :FOR J =
1 TO WE * 16 :READ Q :NEXT
420 FOR X1 = 1 TO 4 : FOR Y1 = 1 TO
4 : READ Q : IF Q THEN LOCATE BY(Y1),
BX(X1):B(X1,Y1) = 1 :PRINT GR$
430 NEXT : NEXT
440 FOR X1 = 1 TO 4 : FOR Y1 = 1 TO
4 : READ Q : IF Q THEN LOCATE AY(Y1),
AX(X1):A(X1,Y1) = 1 :PRINT GR$
450 REM use this line for random beg
inning patterns
460 REM FOR X1 = 1 TO 4 : FOR Y1 = 1
TO 4 :H= RND (1): Q = -(H>.5): IF Q
THEN LOCATE AY(Y1),AX(X1):A(X1,Y1) =
1 :PRINT GR$
470 NEXT : NEXT
480 DATA 1,1,1,1, 1,0,0,1, 1,0,0,1,
1,1,1,1
490 DATA 0,0,0,0, 0,1,1,0, 0,1,1,0, 0
,0,0,0
500 DATA 0,1,1,0, 1,0,0,1, 1,0,0,1, 0
,1,1,0
510 DATA 1,1,1,1, 1,1,1,1, 1,1,1,1, 1
,1,1,1
520 DATA 1,0,0,1, 0,1,1,0, 0,1,1,0, 1
,0,0,1
530 DATA 1,1,1,1,0,0,0,0,0,0,0,0,1,1,
1,1
540 DATA 1,0,0,1,0,1,1,0,0,1,1,0,1,0,
0,1
550 DATA 1,1,1,1, 0,0,0,0, 0,0,0,0,1,
1,1,1
560 DATA 0,0,0,1, 0,0,0,1, 0,0,0,1,0,
0,0,1
570 DATA 1,0,0,1, 0,0,0,0,0,0,0,0,1,0,
,0,1
580 DATA 0,0,0,0, 0,0,0,0,0,0,0,0,0,0
,0,0
590 DATA 0,0,0,0, 1,0,0,1,1,0,0,1,0,0
,0,0
600 REM cursor movement for board a

```



```

610 LOCATE AY(YA),AX(XA) :PRINT GP#
620 CL = CL+1: IF CL >=83 THEN CL =
0 :KL = KL + 1 :LOCATE 3,50 :PRINT "T
ime:"KL:LOCATE 5,50:PRINT "Moves:"MO
630 E# = INKEY# : IF E# = "" THEN 620

```

```

640 IF LEN(E#) = 2 THEN E = ASC(RI
GHT$(E#,1)) ELSE 620
650 IF E = 82 THEN GOSUB 780 : GOSUB
950 :MO = MO + 1 :LOCATE 5,50:PRINT"M
oves:"MO

```

```

660 LOCATE AY(YA),AX(XA):IF A(XA,YA)
=0 THEN PRINT SP# ELSE PRINT GR#

```

```

670 DX = -((-E=75))+(E=77):DY = -((-
(E=72)))+(E=80))

```

```

680 YA = YA +DY:IF YA =5 THEN YA = YA
-4

```

```

690 IF YA = 0 THEN YA = YA +4
700 XA = XA +DX:IF XA = 5 THEN XA = X
A -4

```

```

710 IF XA = 0 THEN XA = XA +4

```

```

720 LOCATE AY(YA),AX(XA):PRINT GP#
730 GOTO 620

```

```

740 REM reverse grid a
750 LOCATE AY(YA),AX(XA):IF A(XA,YA)T
HEN :A(XA,YA)=0:PRINT SP#:RETURN:ELSE
:PRINT GR#:A(XA,YA)=1

```

```

760 RETURN
770 REM where to go

```

```

780 IF (XA=YA) AND ((XA=4) OR (XA =1
))THEN 840

```

```

790 IF (XA+YA=5) AND XA * YA = 4 THEN
840

```

```

800 IF (XA>1 AND XA<4) AND (YA=1 OR Y
A=4) THEN 930

```

```

810 IF (YA>1 AND YA<4) AND (XA=1 OR X
A=4) THEN 920

```

```

820 GOTO 940

```

```

830 REM corner

```

```

840 XT=XA :YT = YA :GOSUB 750:IF XA =
1 THEN FOR XA = XT+1 TO XT+2: GOSUB
750 :NEXT :XA = XT

```

```

850 IF YA = 1 THEN FOR YA =YT +1 TO Y
T+2:GOSUB 750 :NEXT :YA = YT

```

```

860 IF XA = 4 THEN FOR XA = XT-2 TO X
T-1 :GOSUB 750 :NEXT:XA =XT

```

```

870 IF YA = 4 THEN FOR YA = YT-2 TO Y
T-1 :GOSUB 750 :NEXT:YA =YT

```

```

880 IF XA =1 THEN XA = XT +1 ELSE XA
= XT-1

```

```

890 IF YA =1 THEN YA = YT +1 ELSE YA
= YT-1

```

```

900 GOSUB 750 :XA = XT :YA = YT :RETU
RN

```

```

910 REM edge

```

```

920 XT=XA:YT=YA:YA= YT-1 :GOSUB 750:
YA = YT+1:GOSUB 750 :YA = YT: XA = XT
+(XT=4) -(XT=1):GOSUB 750:XA=XT:YA =
YT :RETURN

```

```

930 XT=XA:YT=YA: XA = XT-1 :GOSUB 750
:XA = XT+1:GOSUB 750 :XA =XT: YA = YA
+(YA=4) -(YA=1):GOSUB 750:XA=XT:YA =
YT :RETURN

```

```

940 XT = XA : YT = YA: GOSUB 750 : X
A= XT+1 :GOSUB 750:XA = XT-1 :GOSUB 7
50: XA = XT:YA = YT+1:GOSUB 750 : YA
= YT-1:GOSUB 750 :YA = YT :RETURN

```

```

950 FOR T = 1 TO 4 : FOR T1 = 1 TO 4
: IF A(T,T1) <> B(T,T1) THEN T=4:T1=4
:RETURN

```

```

960 NEXT: NEXT

```

## WANTED! SOFTWARE AUTHORS

Broderbund Software is looking for new authors—both in-house and freelancers—to join its international team of programming wizards. If you have an original, machine language entertainment product for the home micro market, let us show you the advantages of working with our team of design, production and distribution specialists.

Call or write for a free Author's Kit or send us a machine readable copy of your work for prompt review under strictest confidence. You have nothing to lose and perhaps a great deal to gain.

 **Broderbund Software™**

17 Paul Drive, San Rafael, CA 94903, Tel:(415) 479-1170

```

970 SC=KL/16+MO/5:LOCATE 7,50:COLOR 3
1: PRINT "YOU WON" :LOCATE 8,50:PRINT
"Score :":INT(SC):COLOR 7:LOCATE 9 ,50
:PRINT"Play again Y or N"

```

```

980 A# = INKEY#:IF A# = "" THEN 980
990 IF A# = "Y" THEN RUN ELSE END
1000 LOCATE 13,28:PRINT "Q U A T R A
I N M E N T" :FOR T = 1 TO 5000:NEXT
:CLS
1010 RETURN

```

©

Use the handy  
reader service cards  
in the back of the  
magazine for  
information on  
products advertised in

**COMPUTE!**



# Gotcha!

Doug Smoak

*"Gotcha!" will keep you on the run as you scramble for dollars while avoiding the dread Collector. Originally written for the unexpanded VIC; versions are included for 64 and Atari. Joystick required.*

The idea in "Gotcha!" is to get all the money you can lay your hands on, and outwit the Collector while you're at it. But you'd better be quick, because he's not that interested in the money itself. He wants to catch *you*.

You begin the game inside a diamond pattern in the middle of the screen, with the Collector on your heels. Once out of the diamond, you're free to move up, down, and diagonally in your effort to grab the dollars and elude the Collector.

If you get trapped near a side, you can run off the screen and wrap around to the other side, but beware—the Collector knows where you are, and he comes onto the screen headed straight for you. You might not see him in time to escape, and it's Gotcha!

You have the advantage of moving in eight directions, while the Collector only moves in a straight line across the screen. If you survive until all the money is gone, you move on to the next round, where there is more money with a higher score value. The screen changes to a maze after the first round, restricting your movement and making it easier for the Collector to track you down. If you survive 18 rounds (no one ever has), you can retire or play again.

On the 64 version, plug your joystick into Port 2; on the Atari version, use Controller Port 1.



*The player tries to gather up dollar signs while avoiding the monster in the VIC version of "Gotcha!"*

## Program 1: Gotcha!—VIC Version

```
1 GOTO56
2 K=INT(.5+(ME-7767)/44):J=0:ET=K*44+7767
  :CH=-1:E1=2:IFRND(1)<.5THENET=ET-21:CH=
  1:E1=3
3 IFPEEK(ME)=36THENGOSUB50
4 IFPEEK(ET)=36THENIT=IT+1
5 IFME<7702THENME=ME+22
6 IFME>8163THENME=ME-22
7 POKEOM,32:POKEME,M1:POKEME+30720,7
8 IFPEEK(ET)=M1THEN52
9 POKEOT,32:POKEET+30720,2:POKEET,E1
10 IFIT=>(30+RD*10)THENPRINT"{CLR}":RD=RD
  +1:MT=0:OM=0:OT=0:GOTO72
11 POKEDD,127:P=PEEK(P2)AND128:J0=- (P=0)
```



# Strengthen your hand

# with Superbase 64™

The complete information control system for the Commodore 64

The World Famous Commodore 64.



No matter what your business or interest, with Superbase 64 you have a totally flexible 'record' system, as big as you want it, as fast as you need it.

Create your own formats, enter your records, change layouts and datafields. Superbase gives you unrivalled control in home or office, business or professional practice, with a range of features including:

### YOUR OWN RECORDS

- Design your layout using text, numeric, linking and key fields, record size up to 1,100 characters spread over up to 127 items
- Number of records limited only by your equipment. As many databases as you want - each with up to 15 files
- Learn fast through built-in HELP screens - then add your own notes

### FAST ACCESS

- Keyed records for high speed retrieval - 3 secs for any file size
- Select and search for any name, description, number, date, etc. in multiple combinations
- Sort records into any order
- Display selections or generate reports
- Browse through records matching on any criteria

### TOTAL CONTROL

- Links to other programs and EASY SCRIPT for personalised mailings, high-quality letters, quotes, tables, etc.
- Effective management of invoices, addresses, stock, membership, appointments - any and every kind of record
- English like commands for easy conversational programming, plus built-in BASIC

### DATABASE MANAGEMENT

- Easy to understand menus or alter length - no file rebuilding needed
- Update files with automatic batch processing option
- Calendar arithmetic for effective time management
- Display quantities, values, totals, as you enter them. Formulae for on-screen result calculation.



**Superbase 64™**

Precision Software (USA), Inc.  
Suite 11D  
1675 York Avenue  
NEW YORK  
N.Y. 10128  
(212) 410 3418





```

12 POKEDD, 255:P=PEEK(P1):J1=-((PAND8)=0):
J2=-((PAND16)=0):J3=-((PAND4)=0)
13 IFJ0THENDX=1:M1=1
14 IFJ1THENDY=22
15 IFJ2THENDX=-1:M1=0
16 IFJ3THENDY=-22
17 OM=ME:ME=ME+DX+DY:DY=0:DX=0
18 IFME<7702 THENME=ME+22
19 IFME>8164THENME=ME-22
20 IFPEEK(ME)<>32ANDPEEK(ME)<>36THENME=OM
21 OT=ET:ET=ET+CH:J=J+1:IFJ=>22THEN2
22 GOTO3
23 POKE36879,8:PRINT"{CLR}{RVS}{WHT}SCORE
{OFF}"SC:IFRD=0THEN41
24 IFRD<19THENGOTO26
25 POKE36869,240:PRINT"{CLR}YOU MADE IT!!
!!":GOTO25
26 UR$="E F":UL$="H G"
27 POKE36879,8:PRINT:FORT=1TO10:PRINT"
{PUR}DDDDDDDDDDDDDDDDDDDDDDDD":NEXT
28 PRINT"{HOME}{2 DOWN}":OV$=" {8 RIGHT}":
AP$=""
29 FORT=1TO4:PRINTOV$UR$AP$UL$
30 AP$=AP$+" {4 RIGHT}":OV$=OV$+" {2 LEFT}":
NEXT
31 AP$=AP$+" {4 LEFT}":OV$=OV$+" {2 RIGHT}":
NEXT
32 FORT=1TO4:PRINTOV$UL$AP$UR$
33 AP$=AP$+" {4 LEFT}":OV$=OV$+" {2 RIGHT}":
NEXT
34 FORT=1TO30+(RD*10)
35 SP=RND(1)*398+7744
36 IFPEEK(SP)=32THENPOKESP,36:POKESP+3072
0,5:GOTO38
37 GOTO35
38 NEXT
39 DD=37154:P1=37151:P2=37152:ME=7932:V=3
6878:S=36875:IT=0
40 FORT=225TO177STEP-4:POKES,T:FORTT=30TO
0STEP-1:POKEV,TT/2:NEXTTT:NEXT:GOTO2
41 PRINT"{RED}{HOME}{4 DOWN}{10 SPACES}FH
"
42 PRINT"{DOWN}{8 SPACES}FDDDDH"
43 PRINT"{DOWN}{6 SPACES}FDDDDDDDDH"
44 PRINT"{DOWN}{4 SPACES}FDDDDDDDDDDH"
45 PRINT"{DOWN}{4 SPACES}GDDDDDDDDDDDE"
46 PRINT"{DOWN}{6 SPACES}GDDDDDDDDDE"
47 PRINT"{DOWN}{8 SPACES}GDDDDDE"
48 PRINT"{DOWN}{10 SPACES}GE"
49 GOTO34
50 POKES,235:FORT=1TO5:POKEV,3*T:NEXT:POK
EV,0:IT=IT+1:SC=SC+10*(1+RD)
51 PRINT"{HOME}{RVS}{WHT}SCORE{OFF}"SC:RE
TURN
52 PRINT"{CLR}{WHT}{RVS}{7 SPACES}GOTCHA!
!"
53 POKES,0:POKEV,15:FORT=200TO240:POKES-1
,T:NEXT:FORT=1TO50:NEXT
54 FORT=240TO126STEP-1:POKES-1,T:NEXT:POK
EV,0
55 RD=0:OM=0:OT=0:FL=1:GOTO70
56 PRINT"{CLR}{5 RIGHT}{8 DOWN}JUST A MOM
ENT":POKE56,28:POKE52,28:CLR
57 FORI=0TO511:POKE7168+I,PEEK(32768+I):N
EXTI
58 READX:IFX<0THEN65
59 FORI=XTOX+7:READJ:POKEI,J:NEXTI:GOTO58
60 DATA7168,48,18,156,120,24,40,36,34,717
6,24,81,58,28,24,20,36,68
61 DATA7184,60,230,126,30,30,254,124,7
192,60,103,126,120,120,120,127,62
62 DATA7200,255,255,255,255,255,255,255,2

```

```

55
63 DATA7208,255,254,252,248,240,224,192,1
28,7216,1,3,7,15,31,63,127,255
64 DATA7224,255,127,63,31,15,7,3,1,7232,1
28,192,224,240,248,252,254,255,-1
65 POKE36869,255:POKE36879,110:PRINT"
{YEL}{CLR}{6 DOWN}{7 SPACES}{RVS}GOTCH
A!!"
66 PRINT"{CLR}{RVS}USING THE JOYSTICK
{4 SPACES}{DOWN}GATHER AS MUCH MONEY
{2 SPACES}{DOWN}AS YOU CAN WITHOUT"
67 PRINT"{RVS}{DOWN}BEING GOTTEN BY {OFF}
{RED}C{RVS}{YEL}."
68 PRINT"{DOWN}{RVS}YOU ARE {OFF}{YEL}A
{RVS}. THE NUMBER{DOWN} AND VALUE OF T
HE {GRN}$ {YEL}'S {DOWN} INCREASE WITH
{SPACE}EACH"
69 PRINT"{RVS}{DOWN}ROUND.":GOTO72
70 PRINT"{RVS}{2 DOWN}SCORE"SC:PRINT"
{RVS}{DOWN}HIGH"HS:IFSC>HSTHENHS=SC:GO
SUB78
71 IFRD=0THENSC=0
72 FORT=1TO500:NEXTT:PRINT"{RVS}{2 DOWN}P
RESS THE TRIGGER TO":PRINT"{RVS}PLAY";
73 IFFL=1THENPRINT"{RVS} AGAIN, Q TO QUIT
"
74 P=PEEK(37151):FB=-((PAND32)=0)
75 IFPEEK(197)=48 THEN POKE198,0:SYS4096
76 IFFB=0THEN74
77 FL=0:GOTO23
78 FORT=1TO1000:NEXT:FORCT=1TO3:PRINT"
{RVS}{2 DOWN}{2 SPACES}A NEW HIGH SCOR
E!!"
79 POKEV,15:FORT=190TO245:POKES-1,T:NEXTT
:FORTT=1TO200:NEXTTT:POKES-1,0:NEXTCT
80 RETURN

```

### BEFORE TYPING...

If you're new to computing, please read "How To Type COMPUTE!'s Programs" and "A Beginner's Guide To Typing In Programs."

### Program 2: Gotcha!—64 Version

```

20 POKE56,48:POKE52,48
30 FORI=54272TO54296:POKEI,0:NEXT:POKE542
96,15:POKE54277,17:POKE54278,136
40 GOTO1180
50 K=INT(.5+(ME-1183)/80):J=0:ET=K*80+118
3:CH=-1:E1=66
51 IFRND(1)<.5THENET=ET-39:CH=1:E1=67
52 IFPEEK(ME)=36THENGOSUB1050
53 IFPEEK(ET)=36THENIT=IT+1
54 IFME<1064THENME=ME+40
55 IFME>2023THENME=ME-40
56 POKEOM,32:POKEME,M1:POKEME+54272,7
57 IFPEEK(ET)=M1THEN1100
58 POKEOT,32:POKEET+54272,2:POKEET,E1
59 IFIT=>(30+RD*20)THENPRINT"{CLR}":RD=RD
+1:MT=0:OM=0:OT=0:GOTO1510
60 P=PEEK(DD):J1=15-(PAND15)
63 IFJ1=1THENDY=-40:GOTO74
64 IFJ1=2THENDY=40:GOTO74
65 IFJ1=4THENDX=-1:M1=0:GOTO74
66 IFJ1=5THENDY=-41:M1=0:GOTO74
67 IFJ1=6THENDY=39:M1=0:GOTO74
68 IFJ1=8THENDX=1:M1=65:GOTO74
69 IFJ1=9THENDY=-39:M1=65:GOTO74

```



# Richvale Telecommunications

10610 BAYVIEW (Bayview Plaza)  
 RICHMOND HILL, ONTARIO, CANADA L4C 3N8  
 (416) 884-4165

**\$185<sup>00</sup> Canadian**  
**\$149<sup>00</sup> U.S.**  
 PLUS CUSTOMS BROKERAGE,  
 HANDLING AND MAILING CHARGE.

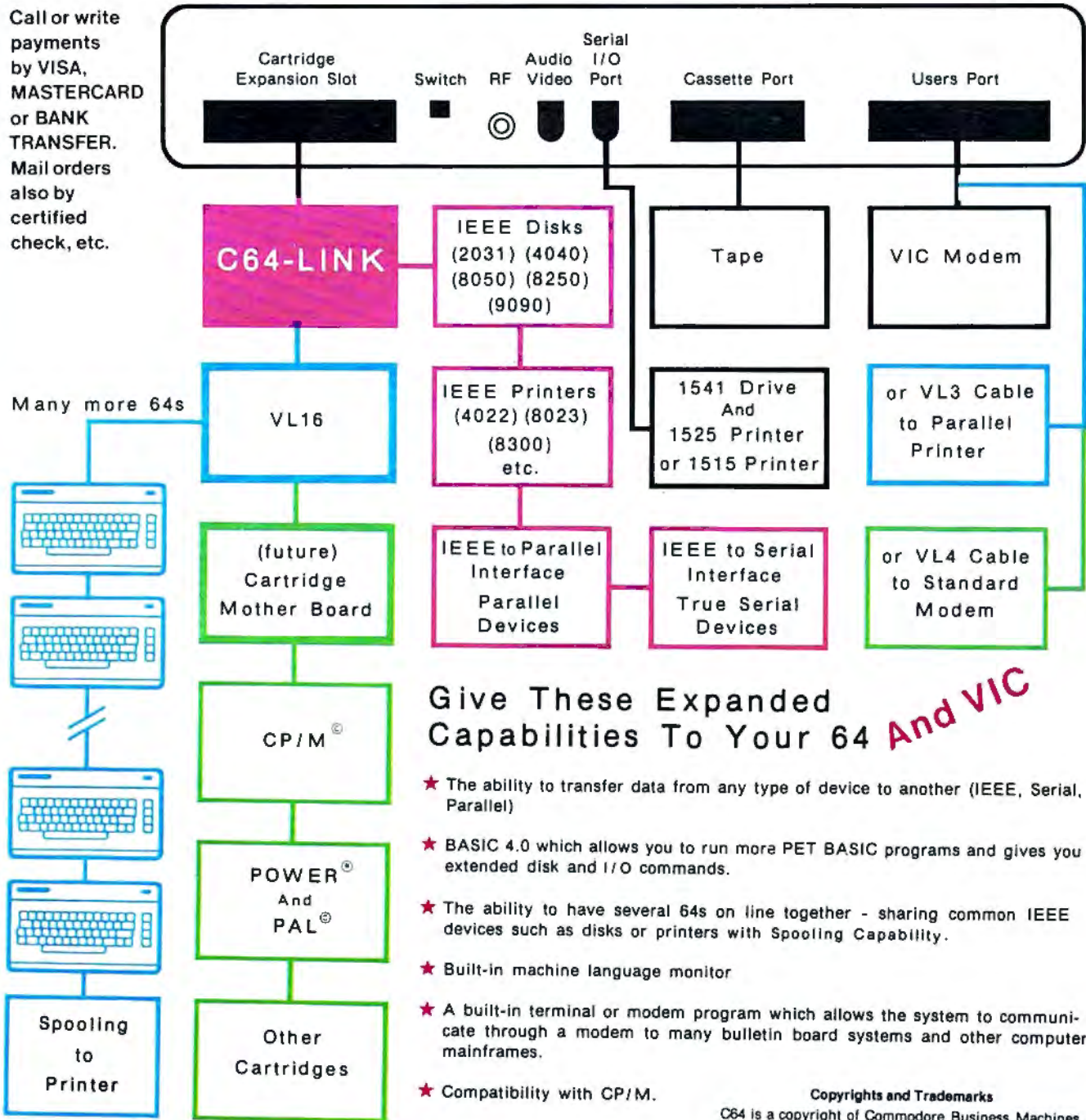
Also available  
 for VIC 20

## C64-LINK<sup>®</sup> The Smart 64

RTC

RTC

Call or write  
 payments  
 by VISA,  
 MASTERCARD  
 or BANK  
 TRANSFER.  
 Mail orders  
 also by  
 certified  
 check, etc.



### Give These Expanded Capabilities To Your 64 *And VIC*


- ★ The ability to transfer data from any type of device to another (IEEE, Serial, Parallel)
- ★ BASIC 4.0 which allows you to run more PET BASIC programs and gives you extended disk and I/O commands.
- ★ The ability to have several 64s on line together - sharing common IEEE devices such as disks or printers with Spooling Capability.
- ★ Built-in machine language monitor
- ★ A built-in terminal or modem program which allows the system to communicate through a modem to many bulletin board systems and other computer mainframes.
- ★ Compatibility with CP/M.

#### Copyrights and Trademarks

C64 is a copyright of Commodore Business Machines, Inc. C64-LINK is a copyright of Richvale Telecommunications. CP/M is a registered trademark of Digital Research. POWER is a trademark of Professional Software. PAL is a copyright of Brad Templeton.

Contact your local Commodore Dealer or RTC.





"Gotcha!" 64 version.

```

70 IFJ1=10THENDY=41:M1=65
74 OM=ME:ME=ME+DX+DY:DY=0:DX=0
80 IFME<1064THENME=ME+40
81 IFME>2023THENME=ME-40
82 IFET>2023THENET=ET-40
85 IFPEEK(ME)<>32ANDPEEK(ME)<>36THENME=OM
180 OT=ET:ET=ET+CH:J=J+1:IFJ=>40THEN50
190 GOTO52
200 PRINT"{CLR}{WHT}SCORE{OFF}"SC:IFRD=0T
HEN1000
201 IFRD>18THENPRINT"{CLR}{RED}{12 DOWN}
{14 RIGHT}YOU MADE IT!!!!":GOTO201
202 UR$="E F":UL$="H G"
210 PRINTCHR$(147)
300 PRINT:PRINT
350 FORT=1TO12
360 PRINT"{CYN}DDDDDDDDDDDDDDDDDDDDDDDDDDDD
DDDDDDDDDDDDDD"
370 NEXT
372 PRINT"{HOME}{DOWN}"
374 OV$="{17 RIGHT}":AP$=""
375 FORT=1TO5
380 PRINTOV$UR$AP$UL$
385 AP$=AP$+"{4 RIGHT}":OV$=OV$+"{2 LEFT}
"
390 NEXT
395 AP$=AP$+"{4 LEFT}":OV$=OV$+"{2 RIGHT}
"
410 FORT=1TO5
420 PRINTOV$UL$AP$UR$
430 AP$=AP$+"{4 LEFT}":OV$=OV$+"{2 RIGHT}
"
440 NEXT
460 FORT=1TO30+(RD*20)
470 SP=INT(RND(1)*879)+1064
480 IFPEEK(SP)=32THENPOKESP,36:POKESP+542
72,5:GOTO500
490 GOTO470
500 NEXT
505 DD=56320:ME=1562:IT=0:V=54276:HF=5427
3:LF=HF-1
555 POKEV,17:FORT=1TO50:POKEHF,RND(0)*38+
34
600 FORTT=1TO5:POKELF,RND(0)*20+40:NEXTTT
:NEXTT:POKEV,16
609 IFRD>0THENME=ME-80
610 GOTO50
1000 PRINT"{RED}{3 DOWN}{19 RIGHT}FH"
1002 PRINT"{DOWN}{17 RIGHT}FDDDDH"
1004 PRINT"{DOWN}{15 RIGHT}FDDDDDDDDDH"
1006 PRINT"{DOWN}{13 RIGHT}FDDDDDDDDDDDDDDH
"
1008 PRINT"{11 RIGHT}{DOWN}FDDDDDDDDDDDDDD
DDDH"
1010 PRINT"{DOWN}{11 RIGHT}GDDDDDDDDDDDDDD
DDDE"
1011 PRINT"{DOWN}{13 RIGHT}GDDDDDDDDDDDDDE
"
1012 PRINT"{DOWN}{15 RIGHT}GDDDDDDDDDE"
1014 PRINT"{DOWN}{17 RIGHT}GDDDDDE"
1016 PRINT"{DOWN}{19 RIGHT}GE"
1018 GOTO460
1050 POKEV,17:POKEHF,51:FORT=1TO5:POKELF,
2*T:NEXTT:IT=IT+1:SC=SC+10*(1+RD)
1060 POKEV,16:IFRD=0THENPRINT"{HOME}{WHT}
SCORE"SC:RETURN
1065 PRINT"{DOWN}{GRN}SCORE"SC"{2 UP}":RE
TURN
1100 PRINT"{CLR}{WHT}"TAB(17)"GOTCHA!!"
1101 POKEV,17:FORT=40TO75:POKEHF,T:POKELF
,2*T:NEXT:FORT=1TO50:NEXT:POKEV,16
1102 FORT=34TO12STEP-1:POKEHF,T:POKELF,T/
2:NEXT:POKEV,16
1130 FL=1:RD=0:OM=0:OT=0:GOTO1501
1180 POKE53280,15:POKE53281,15:PRINT"
{CLR}{10 DOWN}"TAB(10)"{RED}JUST A M
OMENT PLEASE"
1200 PRINTCHR$(142):POKE52,48:POKE56,48:C
LR
1210 POKE56334,PEEK(56334)AND254:POKE1,PE
EK(1)AND251
1220 FORI=0TO511:POKE12288+I,PEEK(53248+I
):NEXTI:POKE1,PEEK(1)OR4
1225 POKE56334,PEEK(56334)OR1:POKE53272,(
PEEK(53272)AND240)OR12
1230 READX:IFX<0THEN1300
1240 FORI=XTOX+7:READJ:POKEI,J:NEXTI:GOTO
1230
1250 DATA12288,48,18,156,120,24,40,36,34,
12808,24,81,58,28,24,20,36,68
1260 DATA12816,60,230,126,30,30,30,254,12
4,12824,60,103,126,120,120,120,127,6
2
1270 DATA12832,255,255,255,255,255,255,25
5,255
1280 DATA12840,255,254,252,248,240,224,19
2,128,12848,1,3,7,15,31,63,127,255
1290 DATA12856,255,127,63,31,15,7,3,1,128
64,128,192,224,240,248,252,254,255,-
1
1300 POKE53280,0:POKE53281,0
1380 PRINT"{CLR}{WHT}{3 DOWN}{13 RIGHT}**
GOTCHA **{4 DOWN}"
1400 PRINT"{YEL}{RIGHT}USING JOYSTICK #2,
YOU MUST GATHER AS{2 SPACES}"
1401 PRINT"{RIGHT}MUCH OF THE MONEY AS YO
U CAN WITHOUT{DOWN}{4 SPACES}BEING C
AUGHT BY{RED} C."
1402 PRINT"{YEL}{RIGHT}{DOWN}YOU ARE{CYN}
A.{YEL} THE NUMBER AND VALUE OF
{DOWN}{3 SPACES}"
1403 PRINT"{RIGHT}THE [4]$[YEL]'S INCRE
ASE WITH EACH ROUND.":GOTO1510
1501 PRINT"{2 DOWN}SCORE"SC:PRINT"{DOWN}H
IGH"HS:IFSC>HSTHENHS=SC:GOSUB1550
1505 IFRD=0THENSC=0
1510 PRINT"[8]{4 DOWN}{RIGHT}PRESS THE
{SPACE}<TRIGGER> TO PLAY";
1512 IFFL=1THENPRINT"[8], Q TO QUIT"
1515 P=PEEK(56320):FR=PAND16

```



# COMPUTERS ARE CREATING JOBS FOR NRI-TRAINED PEOPLE.

**IF YOU'RE SERIOUS ABOUT MAKING MONEY IN MICROCOMPUTERS, NRI IS SERIOUS ABOUT SHOWING YOU HOW.**

The U.S. Department of Labor projects job openings for qualified computer technicians will soon double. International Resource Development, Inc., estimates a 600% increase in these jobs in a decade. And most of these will be new jobs, created by the expanding role of computers.

**NEVER HAS THERE BEEN A FASTER-GROWING FIELD OF TECHNOLOGY.**

Many people are afraid of losing their jobs to computers, but thousands of jobs will be created for those who are prepared to meet the challenge.

With NRI training, you'll be prepared. You can have a profitable, exciting future as an expert who can handle the operational, programming and technical aspects of all kinds of microcomputers and microprocessors.

**LEARN IN YOUR SPARE TIME.**

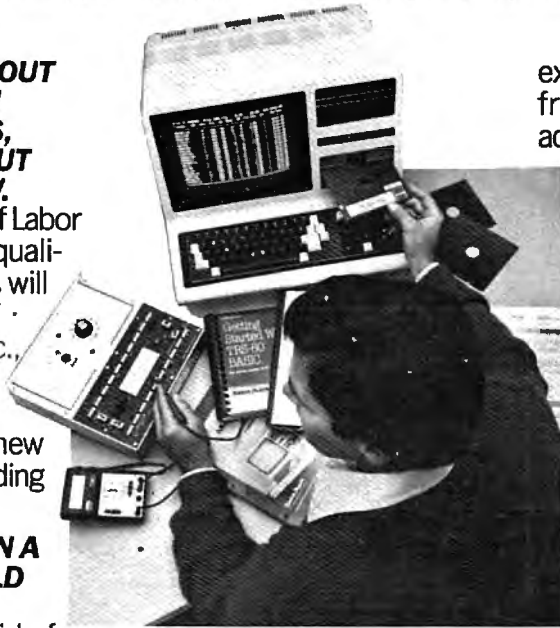
NRI trains you in your own home, at your convenience...no classroom schedules to meet, no need to quit your job. As a class of one with complete course materials and the backing of a staff of professional electronics instructors, you'll get extraordinary hands-on training on the latest, most popular microcomputer: the new TRS-80™ Model 4 with Disk Drive. Designed to perform diverse personal and business functions and accept more software, the TRS-80 is yours to keep.

**LEARN HOW TO USE, PROGRAM AND SERVICE STATE-OF-THE-ART MICRO-COMPUTERS.**

Through your carefully designed NRI course, you'll get a wealth of practical

Your NRI course will include the new TRS-80 Model 4 with Disk Drive or the TRS-80 Color Computer with NRI Computer Access Card...plus a professional LCD multimeter, NRI Discovery Lab and hundreds of demonstrations and experiments. It's all yours to keep.

TRS-80 is a trademark of the Radio Shack division of Tandy Corp.



experience. You'll build circuits... from the simplest to the most advanced...with your NRI Discovery Lab.® You'll use a professional 4-function LCD digital multimeter for analysis and troubleshooting. With NRI training you'll explore your computer's registers, memory and input-output ports. You'll even write programs to control the circuits you've designed and built. You'll perform hundreds of challenging experiments, always backed by a full-time faculty ready to help you personally.

When your NRI training is complete, you'll be a computer technician, ready for your first job — servicing, testing or programming all types of microcomputers — in a rewarding and challenging new career.

**THE CATALOG IS FREE. THE TRAINING IS PRICELESS.**

Send the coupon today for your FREE 104-page catalog. It's a valuable guide to opportunities and training in the high-tech revolution. You'll see how easily you become part of the growing high-tech world of microcomputers. If the coupon has been removed, write: NRI, 3939 Wisconsin Ave., Washington, DC 20016.



**NRI School of Electronics**  
McGraw-Hill Continuing Education Center  
3939 Wisconsin Avenue  
Washington, D.C. 20016

**We'll give you tomorrow.**

**The catalog is free.**

**The training is priceless.**

Please check for one free catalog only.

- Industrial Electronics
- Computer Electronics including Microcomputers
- Color TV, Audio, and Video System Servicing
- Electronics Design Technology



All career courses approved under GI bill.  
 Check for details.

198-024

- Digital Electronics
- Communications Electronics
  - FCC Licenses • Mobile • CB
  - Aircraft • Marine
- Basic Electronics
- Small Engine Servicing
- Appliance Servicing
- Automotive Servicing
- Auto Air Conditioning
- Air Conditioning, Heating, Refrigeration & Solar Technology
- Building Construction

Name \_\_\_\_\_ (Please Print) Age \_\_\_\_\_

Street \_\_\_\_\_

City/State/Zip \_\_\_\_\_


Accredited by the Accrediting Commission of the National Home Study Council



```

1516 IFPEEK(197)=62THENPOKE198,0:SYS2048
1518 IFFR=16THEN1515
1520 FL=0:GOTO200
1550 FORT=1TO1000:NEXT:FORCT=1TO3:PRINT"
{RED}{10 RIGHT}{2 DOWN}{2 SPACES}A N
EW HIGH SCORE!!":NEXT
1551 POKEV,17:FORTT=40TO200:POKEHF,TT/2:F
ORI=1TO10:NEXTI:POKELF,TT:NEXTTT
1560 POKEV,16:RETURN

```



"Gotcha!" Atari version.

### Program 3: Gotcha!—Atari Version

```

20 GRAPHICS 1+16
30 SCR=PEEK(88)+PEEK(89)*256
40 DIM UR$(30),UL$(30):GOTO 1180
50 K=INT(.5+(ME-SCR-99)/40):J=0:ET=
K*40+SCR+99:CH=-1:E1=199
51 IF RND(0)<.5 THEN ET=ET-19:CH=1:
E1=200
52 IF PEEK(ME)=4 THEN GOSUB 1050
53 IF PEEK(ET)=4 THEN IT=IT+1
54 IF ME<SCR+20 THEN ME=ME+20
55 IF ME>=SCR+460 THEN ME=ME-20
56 POKE OM,0:POKE ME,M1
57 IF PEEK(ET)=M1 THEN 1100
58 IF ET<SCR+20 THEN ET=ET+20
59 POKE OT,0:POKE ET,E1
60 IF IT>=(30+RD*7) THEN ? #6;CHR$(1
25):RD=RD+1:MT=0:OM=0:OT=0:GOTO 1
510
61 M=STICK(0):GOTO 60+M
65 DY=21:GOTO 75
66 DY=-19:GOTO 75
67 DX=1:M1=134:GOTO 75
69 DY=19:GOTO 75
70 DY=-21:GOTO 75
71 DX=-1:M1=133:GOTO 75
73 DY=20:POKE 77,0:GOTO 75
74 DY=-20:POKE 77,0
75 OM=ME:ME=ME+DX+DY:DY=0:DX=0
80 IF ME<SCR+20 THEN ME=ME+20
81 IF ME>=SCR+460 THEN ME=ME-20
85 IF PEEK(ME)<>0 AND PEEK(ME)<>4 TH
EN ME=OM
180 OT=ET:ET=ET+CH:J=J+1:IF J>=20 TH
EN 50
181 IF ET>SCR+460 THEN ET=ET-20
185 IF ET<SCR+20 THEN ET=ET+20
190 FOR I=1 TO 15:NEXT I:GOTO 52
200 ? #6;"{CLEAR}":M1=133:POSITION 1

```

```

,0:PRINT #6;"SCORE";" ";SC:IF RD
=0 THEN 1000
201 IF RD>18 THEN POSITION 4,10:PRIN
T #6;"YOU MADE IT!!!":GOTO 201
202 ? #6;CHR$(125):UR$="*+":UL$="/
-"
300 X=0:Y=3
350 FOR T=1 TO 10
360 POSITION X,Y:PRINT #6;")))))))))
)))))))))"
370 Y=Y+2:NEXT T
372 X=7:Y=5:Z=7:POSITION X,Y:? #6;UR
$;UL$
374 FOR T=1 TO 4:X=X-2:Y=Y+2:IF X<0
THEN 390
375 POSITION X,Y:? #6;UR$:POSITION X
+Z,Y:? #6;UL$
380 Z=Z+4
390 NEXT T:Z=Z-4:X=X+2:POSITION X,Y:
? #6;UL$:POSITION X+Z,Y:? #6;UR$
400 FOR T=1 TO 3:X=X+2:Y=Y+2:Z=Z-4
410 POSITION X,Y:? #6;UL$:POSITION X
+Z,Y:? #6;UR$
450 NEXT T
460 FOR T=1 TO 30+(RD*7)
470 SP=INT(RND(1)*380)+SCR+60
480 IF PEEK(SP)=0 THEN POKE SP,4:GOT
O 500
490 GOTO 470
500 NEXT T
505 ME=SCR+249:IT=0
600 FOR T=29 TO 96 STEP 2:SOUND 0,T,
10,15:FOR TT=0 TO 10:NEXT TT:NEX
T T:SOUND 0,0,0,0
610 GOTO 50
1000 X=9:Y=5:POSITION X,Y:? #6;"+"/
1002 POSITION X-2,Y+2:? #6;"+)))/"
1004 POSITION X-4,Y+4:? #6;"+)))))
)/"
1006 POSITION X-6,Y+6:? #6;"+)))))
)))/"
1011 POSITION X-6,Y+8:? #6;"-)))))
)))*"
1012 POSITION X-4,Y+10:? #6;"-)))))
))*"
1014 POSITION X-2,Y+12:? #6;"-)))))*"
1016 POSITION X,Y+14:? #6;"-*"
1018 GOSUB 1570:GOTO 505
1050 IT=IT+1:SC=SC+10*(1+RD):SOUND 1
,30,10,15:FOR I=1 TO 5:NEXT I:S
OUND 1,0,0,0
1060 POSITION 1,0:PRINT #6;"SCORE";"
";SC:RETURN
1100 ? #6;CHR$(125):POSITION 6,12:?
#6;"GOTCHA ! !":FL=1
1101 SOUND 0,243,10,15:FOR I=1 TO 15
0
1102 NEXT I:SOUND 0,0,0,0
1130 RD=0:OM=0:OT=0:GOTO 1501
1180 POSITION 0,11:? #6;"JUST A MOME
NT PLEASE"
1210 ST=(PEEK(106)-8)*256
1220 FOR K=0 TO 511:POKE ST+K,PEEK(5
7344+K):NEXT K:POKE 756,ST/256
1230 READ X:IF X<0 THEN 1300
1240 FOR I=X TO X+7:READ J:POKE I+ST
,J:NEXT I:GOTO 1230
1250 DATA 40,48,18,156,120,24,40,36,
34,48,24,81,58,28,24,20,36,68
1260 DATA 56,60,230,126,30,30,30,254
,124,64,60,103,126,120,120,120,
127,62
1270 DATA 72,255,255,235,255,255,255
,255,255

```



```

1280 DATA 80,255,254,252,248,240,224
,192,128,88,1,3,7,15,31,63,127,
255
1290 DATA 104,255,127,63,31,15,7,3,1
,120,128,192,224,240,248,252,25
4,255,-1
1300 ? #6;"{CLEAR}":POKE 712,13:POKE
708,7
1380 POSITION 7,1:? #6;"GOTCHA"
1400 POSITION 0,4:? #6;"USING THE JO
YSTICK, GATHER AS MUCH OF
{3 SPACES}THE MONEY AS YOU CANW
ITHOUT BEING CAUGHT"
1401 POSITION 0,11:? #6;"YOU ARE %"
1402 POSITION 0,13:? #6;"YOU PLAY AG
AINST "":GOTO 1510
1501 ? #6;"{CLEAR}":POSITION 6,1:? #
6;"SCORE";" ";SC:POSITION 6,3:?
#6;"HIGH";" ";HS:IF SC>HS THEN
HS=SC:GOSUB 1550
1505 IF RD=0 THEN SC=0
1510 POSITION 2,20:? #6;"TRIGGER TO
BEGIN":IF FL=1 THEN POSITION 6,
22:? #6;"@ TO QUIT"
1512 POKE 764,255
1516 Z=PEEK(764):IF STRIG(0)<>0 AND
Z<>47 THEN 1516
1518 IF Z=47 THEN POKE 764,255:GRAPH
ICS 0:END
1520 POKE 712,0:POKE 708,13:FL=0:GOT
O 200
1550 FOR CT=9 TO 11:POSITION 1,CT:?
#6;" A NEW HIGH SCORE!!":NEXT C
T
1560 FOR T=243 TO 109 STEP -2:SOUND
0,T,10,15:FOR TT=1 TO 5:NEXT TT
:NEXT T:SOUND 0,0,0,0:RETURN
1570 FOR I=1 TO 30+(RD*10)
1580 SP=INT(RND(0)*440)+SCR+20
1590 IF PEEK(SP)=0 THEN POKE SP,4:GO
TO 1610
1600 GOTO 1580
1610 NEXT I:RETURN

```

## COMPUTE!

The Resource

### ATTENTION C-64 PROGRAMMERS!

If you have a professional quality unique computer program for the Commodore 64, we would like to discuss the possibility of publishing your entertainment, educational, or home/small business program for mass market distribution.

Timeworks is a leading publisher of Commodore 64 (and other) Software with over 100 field representatives servicing mass merchants and retail chains in the U.S. and overseas. Our products are sold in over 2500 retail outlets, computer stores, and chain stores.

Timeworks prides itself on quality software and effective merchandising. Our packaging is accepted as some of the most creative in the industry.

Let Timeworks put your program in major stores across the country and overseas.

For more information, contact me on our Programmer's Hot Line, or write to Vic Schiller, Vice President, Development.

Programmer's Hot Line 800-323-9755

TIMEWORKS, INC. 405 Lake Cook Road / Deerfield, IL 60015 / (312) 291-9200

## Commodore 64 and VIC-20

# SuperTerm

\$149<sup>95</sup>

## Telecommunications with a difference!



Unexcelled communications power and compatibility, especially for professionals and serious computer users. Look us over; SuperTerm isn't just "another" terminal program. Like our famous Terminal-40, it's the one others will be judged by.

- **EMULATION**—Most popular terminal protocols: cursor addressing, clear, home, etc.
- **EDITING**—Full-screen editing of Receive Buffer
- **UP/DOWNLOAD FORMATS**—CBM, Xon-Xoff, ACK-NAK, CompuServe, etc.
- **FLEXIBILITY**—Select baud, duplex, parity, stopbits, etc. Even work off-line, then upload to system!
- **DISPLAY MODES**—40 column; 80/132 with side-scrolling
- **FUNCTION KEYS**—8 standard, 52 user-defined
- **BUFFERS**—Receive, Transmit, Program, and Screen
- **PRINTING**—Continuous printing with Smart ASCII interface and parallel printer; buffered printing otherwise
- **DISK SUPPORT**—Directory, Copy, Rename, Scratch

Options are selected by menus and EXEC file. Software on disk with special cartridge module. **Compatible with CBM and HES Automodems**; select ORIG/ANS mode, manual or autodial.

Write for the full story on SuperTerm; or, if you already want that difference, order today!

Requires: Commodore 64 or VIC-20, disk drive or Datasette, and compatible modem. VIC version requires 16K memory expansion. Please specify VIC or 64 when ordering.

## Smart ASCII Plus . . . \$59<sup>95</sup>

The only interface which supports streaming — sending characters simultaneously to the screen and printer — with SuperTerm.

Also great for use with your own programs or most application programs, i.e., word processors. **Print modes:** CBM Graphics (w/many dot-addr printers), TRANSLATE, DaisyTRANSLATE, CBM/True ASCII, and PIPELINE.

Complete with printer cable and manual. On disk or cassette.

VIC 20 and Commodore 64 are trademarks of Commodore Electronics, Ltd.

(816) 333-7200

Send for a free brochure.



**MIDWEST  
MICRO** Inc.

**MAIL ORDER:** Add \$1.50 shipping and handling (\$3.50 for C.O.D.); VISA/Mastercard accepted (card# and exp. date). MO residents add 5.625% sales tax. Foreign orders payable U.S.\$, U.S. Bank ONLY; add \$5 shphndlg.

311 WEST 72nd ST. • KANSAS CITY • MO • 64114



# THE BEGINNER'S PAGE

Richard Mansfield, Senior Editor

## Program Forms

As you might be discovering, computer programming is one of the most seductive of hobbies. You create a basic outline, a skeletal program which works, but you keep seeing ways to make it more efficient, attractive, or powerful. And you can sit into the night, transforming programs, oblivious as the moon silently crosses the sky.

When you write a program it can easily be used as a *form* for other programs—many new programs can evolve out of the original structure. Let's write a metric conversion quiz, then take a close look at it to see what other programs it could become.

Program 1 is a simple quiz structure. It starts off by READING the first item in the DATA statements (*inches*, in this case) and memorizes that word as E\$. It then checks to see if E\$ is the word *end*. If so, it goes up to line 200 where it prepares to start the quiz over again. This method allows us to put in as many questions as we want by listing one per DATA statement. The alternative, using a FOR/NEXT loop, would require that we know in advance how many DATA statements we are going to use. The program wouldn't be as easily expanded that way.

Then line 30 puts a random number between 1 and 10 into the variable X, and line 40 reads the remaining two DATA items in line 500: 2.54 and centimeters. Now we're ready to ask the first quiz question. Line 50 will ask: X inches is equal to how many centimeters? Notice that we chose easily remembered variable names: M\$ for Metric word, E\$ for English, CF for Conversion Factor, TRY for the player's guess. Such names make programming easier.

Line 60 calculates the answer (A). The conversion factor, multiplied by X, will always give the correct answer in metric measurements. That's the way we set up the DATA. A is rounded off to two decimal places with the INT formula (see last month's column if this is unclear to you). In line 70, we get the player's guess and, if it's right, line 80 announces that happy fact, raises the player's total score (T), and goes up to line 100 (which

itself just sends us back to start the second cycle of the quiz in line 10). Why GOTO 100 instead of GOTO 10? As is often the case, you solve a programming problem in several perfectly acceptable ways. This IF/GOTO structure is rather common, though, when you want to jump over something. Notice that line 90 does not need to test TRY to see if it equals A or not. Line 80 already did and, if it did equal A, line 80 would force the computer to jump up to line 100, and line 90 would never be activated.

When the quiz has finished all its cycles and has come to the word END, line 200 prints the score and if the player wants to try again, line 220 clears out all the variables (CLR resets T to zero and allows you to start reading the DATA from the bottom again). We could have used RESTORE which starts us over on DATA, but then we'd have had to add T = 0. CLR is easier.

### Going The Other Way

As it stands, this quiz prints the familiar English measurements and asks us to provide metric answers. How hard would it be to go in the other direction?

Program 2 reverses the quiz. You need only change these three lines.

### Program 2: Metric To English

```
50 PRINT X;M$" IS EQUAL TO HOW MANY "E$
60 A=X/CF:A=INT(A*100+.5)/100
90 PRINT"NO, THE ANSWER IS "A;E$
```

Line 50 simply transposes M\$ and E\$. Line 60 divides rather than multiplies. Line 90 prints the correct E\$ in the event of an error.

Program 3 is a considerable transformation, but still retains the essence of Program 1. Here, rather than asking about a mathematical relationship, we use the first two DATA items of each series to provide clues. The third item, C\$, is the answer we're looking for. Neither the computer nor the player does any calculation. It's just factual knowledge we're after this time.



# How to make your computer look as smart as it is.

Store it in a beautiful piece of furniture specifically designed for the proper operation and storage of your home computer equipment.

- Upper unit shelf adjusts to most computers.
- Keyboard shelf at correct typing height with plenty of work surface.
- Monitor placement at proper height and viewing distance eliminates fatigue.
- Lower unit shelves for storage.



- Desk shelf swings up to close off unit when not in use.
- Compact design: 32" w x 36" h x 24" d.
- Indestructible natural oak or walnut wood-grain finish.
- Ready to assemble with only a screwdriver.

**ONLY \$149.00**

To order call:  
(206) 423-7524  
Visa & MasterCard accepted.

## THE FURNITURE BYTE

P.O. Box 1757 9 Judith Place Longview, WA 98632



"FINALLY THE ODDS ARE ON YOUR SIDE."

ANSWER THESE QUESTIONS CORRECTLY AND IMPROVE YOUR ODDS.

From 1970 to 1983, how often does the home team underdog getting 8 or more points beat the spread if they lost their last two games outright? If the New England Patriots are favored by 7 or more points and playing at home, how often do they beat the points?

The answers to these questions and many more are contained in a remarkable computerized Database called Pro Football Stats.

All of the history, information and data needed to help you pick the winners against the spread are at your fingertips. The operating program allows you to search the Database in a variety of ways, performing the most sophisticated technical analysis, and can be updated manually or through direct computer to computer input.

Available for Apple, I.B.M.-P.C., TRS-80, Commodore 64 and other Micro Computers.


Ask for Pro Sports Stats at your local computer store or write:

Eastern Computer Consulting Associates, Inc.,  
11 Dick Drive  
Worcester, MA  
01609



**PRO SPORTS STATS**  
Finally... The odds are on your side!

# GET MORE FROM YOUR COMMODORE-64



FOR MORE SOFTWARE CALL FOR FREE CATALOG

FOR FAST SERVICE PHONE 616-241-5510

MC, VISA or AMEX accepted Available At Your Dealer or Write

Abacus Software

P.O. Box 7211 GRAND RAPIDS, MICH 49506

**MERCURE 64**

File Management! Easiest to use. With built-in tutorial. Fast ISAM retrieval \$32.95

**POOL 64 / 20**

HIRES graphics with sound. Authentic play \$17.95 DISK \$14.95 TAPE

**POOL**

HIRES graphics with sound. Authentic play \$17.95 DISK \$14.95 TAPE

**SYNTHY 64**

100 rated music synthesizer. Samples and manual \$32.95 DISK \$29.95 TAPE. Also: R&B time Classical XMAS. Albums \$12.95 ea DISK

**ULTRABASIC 64**

Add 50 commands: graphics, turtle graphics, game features, sound, tutorial demo \$42.95 DISK \$39.95 TAPE

**MASTER 64**

Add 100 commands: Programmer's Aid, ISAM files, Screen, prompt, machine language monitor 150 pp 3 ring binder \$84.95 DISK

**CHARTPAK 64**

best HIRES charting package. Menu driven, interactive, printer hardcopy \$42.95 DISK

**CHARTPLOT 64**

for plotter output \$84.95 DISK

**MASTER**

Add 100 commands: Programmer's Aid, ISAM files, Screen, prompt, machine language monitor 150 pp 3 ring binder \$84.95 DISK

**MERCURE 64**

File Management! Easiest to use. With built-in tutorial. Fast ISAM retrieval \$32.95

**POOL 64 / 20**

HIRES graphics with sound. Authentic play \$17.95 DISK \$14.95 TAPE

**POOL**

HIRES graphics with sound. Authentic play \$17.95 DISK \$14.95 TAPE

**SYNTHY 64**

100 rated music synthesizer. Samples and manual \$32.95 DISK \$29.95 TAPE. Also: R&B time Classical XMAS. Albums \$12.95 ea DISK

**ULTRABASIC 64**

Add 50 commands: graphics, turtle graphics, game features, sound, tutorial demo \$42.95 DISK \$39.95 TAPE

**MASTER 64**

Add 100 commands: Programmer's Aid, ISAM files, Screen, prompt, machine language monitor 150 pp 3 ring binder \$84.95 DISK

**CHARTPAK 64**

best HIRES charting package. Menu driven, interactive, printer hardcopy \$42.95 DISK

**CHARTPLOT 64**

for plotter output \$84.95 DISK

**MERCURE 64**

File Management! Easiest to use. With built-in tutorial. Fast ISAM retrieval \$32.95

**POOL 64 / 20**

HIRES graphics with sound. Authentic play \$17.95 DISK \$14.95 TAPE

**POOL**

HIRES graphics with sound. Authentic play \$17.95 DISK \$14.95 TAPE

**SYNTHY 64**

100 rated music synthesizer. Samples and manual \$32.95 DISK \$29.95 TAPE. Also: R&B time Classical XMAS. Albums \$12.95 ea DISK

**ULTRABASIC 64**

Add 50 commands: graphics, turtle graphics, game features, sound, tutorial demo \$42.95 DISK \$39.95 TAPE

**MASTER 64**

Add 100 commands: Programmer's Aid, ISAM files, Screen, prompt, machine language monitor 150 pp 3 ring binder \$84.95 DISK

**CHARTPAK 64**

best HIRES charting package. Menu driven, interactive, printer hardcopy \$42.95 DISK

**CHARTPLOT 64**

for plotter output \$84.95 DISK

**MERCURE 64**

File Management! Easiest to use. With built-in tutorial. Fast ISAM retrieval \$32.95

**POOL 64 / 20**

HIRES graphics with sound. Authentic play \$17.95 DISK \$14.95 TAPE

**POOL**

HIRES graphics with sound. Authentic play \$17.95 DISK \$14.95 TAPE

**SYNTHY 64**

100 rated music synthesizer. Samples and manual \$32.95 DISK \$29.95 TAPE. Also: R&B time Classical XMAS. Albums \$12.95 ea DISK

**ULTRABASIC 64**

Add 50 commands: graphics, turtle graphics, game features, sound, tutorial demo \$42.95 DISK \$39.95 TAPE

**MASTER 64**

Add 100 commands: Programmer's Aid, ISAM files, Screen, prompt, machine language monitor 150 pp 3 ring binder \$84.95 DISK

**CHARTPAK 64**

best HIRES charting package. Menu driven, interactive, printer hardcopy \$42.95 DISK

**CHARTPLOT 64**

for plotter output \$84.95 DISK

**MERCURE 64**

File Management! Easiest to use. With built-in tutorial. Fast ISAM retrieval \$32.95

**POOL 64 / 20**

HIRES graphics with sound. Authentic play \$17.95 DISK \$14.95 TAPE

**POOL**

HIRES graphics with sound. Authentic play \$17.95 DISK \$14.95 TAPE

**SYNTHY 64**

100 rated music synthesizer. Samples and manual \$32.95 DISK \$29.95 TAPE. Also: R&B time Classical XMAS. Albums \$12.95 ea DISK

**ULTRABASIC 64**

Add 50 commands: graphics, turtle graphics, game features, sound, tutorial demo \$42.95 DISK \$39.95 TAPE

**MASTER 64**

Add 100 commands: Programmer's Aid, ISAM files, Screen, prompt, machine language monitor 150 pp 3 ring binder \$84.95 DISK

**CHARTPAK 64**

best HIRES charting package. Menu driven, interactive, printer hardcopy \$42.95 DISK

**CHARTPLOT 64**

for plotter output \$84.95 DISK

**MERCURE 64**

File Management! Easiest to use. With built-in tutorial. Fast ISAM retrieval \$32.95

**POOL 64 / 20**

HIRES graphics with sound. Authentic play \$17.95 DISK \$14.95 TAPE

**POOL**

HIRES graphics with sound. Authentic play \$17.95 DISK \$14.95 TAPE

**SYNTHY 64**

100 rated music synthesizer. Samples and manual \$32.95 DISK \$29.95 TAPE. Also: R&B time Classical XMAS. Albums \$12.95 ea DISK

**ULTRABASIC 64**

Add 50 commands: graphics, turtle graphics, game features, sound, tutorial demo \$42.95 DISK \$39.95 TAPE

**MASTER 64**

Add 100 commands: Programmer's Aid, ISAM files, Screen, prompt, machine language monitor 150 pp 3 ring binder \$84.95 DISK

**CHARTPAK 64**

best HIRES charting package. Menu driven, interactive, printer hardcopy \$42.95 DISK

**CHARTPLOT 64**

for plotter output \$84.95 DISK

**MERCURE 64**

File Management! Easiest to use. With built-in tutorial. Fast ISAM retrieval \$32.95

**POOL 64 / 20**

HIRES graphics with sound. Authentic play \$17.95 DISK \$14.95 TAPE

**POOL**

HIRES graphics with sound. Authentic play \$17.95 DISK \$14.95 TAPE

**SYNTHY 64**

100 rated music synthesizer. Samples and manual \$32.95 DISK \$29.95 TAPE. Also: R&B time Classical XMAS. Albums \$12.95 ea DISK

**ULTRABASIC 64**

Add 50 commands: graphics, turtle graphics, game features, sound, tutorial demo \$42.95 DISK \$39.95 TAPE

**MASTER 64**

Add 100 commands: Programmer's Aid, ISAM files, Screen, prompt, machine language monitor 150 pp 3 ring binder \$84.95 DISK

**CHARTPAK 64**

best HIRES charting package. Menu driven, interactive, printer hardcopy \$42.95 DISK

**CHARTPLOT 64**

for plotter output \$84.95 DISK

**MERCURE 64**

File Management! Easiest to use. With built-in tutorial. Fast ISAM retrieval \$32.95

**POOL 64 / 20**

HIRES graphics with sound. Authentic play \$17.95 DISK \$14.95 TAPE

**POOL**

HIRES graphics with sound. Authentic play \$17.95 DISK \$14.95 TAPE

**SYNTHY 64**

100 rated music synthesizer. Samples and manual \$32.95 DISK \$29.95 TAPE. Also: R&B time Classical XMAS. Albums \$12.95 ea DISK

**ULTRABASIC 64**

Add 50 commands: graphics, turtle graphics, game features, sound, tutorial demo \$42.95 DISK \$39.95 TAPE

**MASTER 64**

Add 100 commands: Programmer's Aid, ISAM files, Screen, prompt, machine language monitor 150 pp 3 ring binder \$84.95 DISK

**CHARTPAK 64**

best HIRES charting package. Menu driven, interactive, printer hardcopy \$42.95 DISK

**CHARTPLOT 64**

for plotter output \$84.95 DISK

**MERCURE 64**

File Management! Easiest to use. With built-in tutorial. Fast ISAM retrieval \$32.95

**POOL 64 / 20**

HIRES graphics with sound. Authentic play \$17.95 DISK \$14.95 TAPE

**POOL**

HIRES graphics with sound. Authentic play \$17.95 DISK \$14.95 TAPE

**SYNTHY 64**

100 rated music synthesizer. Samples and manual \$32.95 DISK \$29.95 TAPE. Also: R&B time Classical XMAS. Albums \$12.95 ea DISK

**ULTRABASIC 64**

Add 50 commands: graphics, turtle graphics, game features, sound, tutorial demo \$42.95 DISK \$39.95 TAPE

**MASTER 64**

Add 100 commands: Programmer's Aid, ISAM files, Screen, prompt, machine language monitor 150 pp 3 ring binder \$84.95 DISK

**CHARTPAK 64**

best HIRES charting package. Menu driven, interactive, printer hardcopy \$42.95 DISK

**CHARTPLOT 64**

for plotter output \$84.95 DISK

**MERCURE 64**

File Management! Easiest to use. With built-in tutorial. Fast ISAM retrieval \$32.95

**POOL 64 / 20**

HIRES graphics with sound. Authentic play \$17.95 DISK \$14.95 TAPE

**POOL**

HIRES graphics with sound. Authentic play \$17.95 DISK \$14.95 TAPE

**SYNTHY 64**

100 rated music synthesizer. Samples and manual \$32.95 DISK \$29.95 TAPE. Also: R&B time Classical XMAS. Albums \$12.95 ea DISK

**ULTRABASIC 64**

Add 50 commands: graphics, turtle graphics, game features, sound, tutorial demo \$42.95 DISK \$39.95 TAPE

**MASTER 64**

Add 100 commands: Programmer's Aid, ISAM files, Screen, prompt, machine language monitor 150 pp 3 ring binder \$84.95 DISK

**CHARTPAK 64**

best HIRES charting package. Menu driven, interactive, printer hardcopy \$42.95 DISK

**CHARTPLOT 64**

for plotter output \$84.95 DISK

**MERCURE 64**

File Management! Easiest to use. With built-in tutorial. Fast ISAM retrieval \$32.95

**POOL 64 / 20**

HIRES graphics with sound. Authentic play \$17.95 DISK \$14.95 TAPE

**POOL**

HIRES graphics with sound. Authentic play \$17.95 DISK \$14.95 TAPE

**SYNTHY 64**

100 rated music synthesizer. Samples and manual \$32.95 DISK \$29.95 TAPE. Also: R&B time Classical XMAS. Albums \$12.95 ea DISK

**ULTRABASIC 64**

Add 50 commands: graphics, turtle graphics, game features, sound, tutorial demo \$42.95 DISK \$39.95 TAPE

**MASTER 64**

Add 100 commands: Programmer's Aid, ISAM files, Screen, prompt, machine language monitor 150 pp 3 ring binder \$84.95 DISK

**CHARTPAK 64**

best HIRES charting package. Menu driven, interactive, printer hardcopy \$42.95 DISK

**CHARTPLOT 64**

for plotter output \$84.95 DISK

**MERCURE 64**

File Management! Easiest to use. With built-in tutorial. Fast ISAM retrieval \$32.95

**POOL 64 / 20**

HIRES graphics with sound. Authentic play \$17.95 DISK \$14.95 TAPE

**POOL**

HIRES graphics with sound. Authentic play \$17.95 DISK \$14.95 TAPE

**SYNTHY 64**

100 rated music synthesizer. Samples and manual \$32.95 DISK \$29.95 TAPE. Also: R&B time Classical XMAS. Albums \$12.95 ea DISK

**ULTRABASIC 64**

Add 50 commands: graphics, turtle graphics, game features, sound, tutorial demo \$42.95 DISK \$39.95 TAPE

**MASTER 64**

Add 100 commands: Programmer's Aid, ISAM files, Screen, prompt, machine language monitor 150 pp 3 ring binder \$84.95 DISK

**CHARTPAK 64**



Notice that the DATA statements can again be as extensive as you want; just end with END. Also, in this type of "word problem" quiz, it helps to repeat the quiz format as you write in each DATA line. Here the form is: A\$ is a B\$ in C\$. That's why we need the leading *the* in four out of the five DATA lines. Each question will sound right to the player if you word the clues correctly.

Clearly, this programming form could be used in many ways. You could quiz about relationships (DASHIELL HAMMETT was the HUSBAND of ?); truisms (NECESSITY is the MOTHER of ?); history (DARIUS was the KING of ?); and many others. Or you could change this fill-in-the-blanks style test to multiple-choice. Simply expand the DATA statements to include, say, three possible answers. Print them out with the questions. And have the correct answer (number 2, for example) be one of the DATA items.

Beyond that, you can create flash card simulations, true-false tests, logic relationships (PULL is to PUSH as LIFT is to ?)—even reading comprehension tests with full paragraphs and questions about the text. Adding some sound effects and animated characters can make school lessons very appealing to children. And, following this basic form, you can easily enter new DATA for different lessons every week.

# TAX PROGRAM

FOR THE COMMODORE 64®  
AND THE FULLY EXPANDED VIC 20®

## FIGURES:

- 1040 FRONT AND BACK
- SCHEDULE A — ITEMIZED DEDUCTIONS
- SCHEDULE B — INTEREST AND DIVIDENDS
- SCHEDULE G — INCOME AVERAGING

## FEATURES:

- SAVE ENTRIES TO TAPE OR DISK
- ENTIRE RETURN IS REFIGURED FOR EACH CHANGE
- GIVES LINE BY LINE ENTRIES TO SCREEN OR PRINTER
- GREAT FOR TAX ANALYSIS
- WRITTEN BY A TAX PROFESSIONAL
- YEARLY UPDATES AT GREATLY REDUCED RATES

SEND ORDER TO:  
**HARRIS TAX SERVICE**  
981 BROWNRUSH  
WICHITA, KANSAS 67212

**\$5000**  
EA.  
POSTPAID  
CHECK OR  
MONEY ORDER ONLY

ORDERS SHIPPED IN 24 HOURS

\*REGISTERED TRADEMARK OF COMMODORE INTERNATIONAL

## Special TI Notes

Users of TI console BASIC (without Extended BASIC) must make several adjustments to published program listings, these included. You must have only one statement per line, the THEN in IF/THEN structures can only reference a line number, and there must be spaces between all BASIC commands and variables. For example, line 20 in Program 1 will work correctly since the THEN sends the computer to line 200. But line 80 will need to reference some other lines which you must create within the program to accomplish what line 80 does in Program 1 as printed.

### Program 1: English To Metric

```

10 READ E$
20 IF E$ = "END" THEN 200
30 X = INT(RND(1)*10)+1
40 READ CF: READ M$
50 PRINT X;E$" IS EQUAL TO HOW MANY "M$
60 A=X*CF:A=INT(A*100+.5)/100
70 INPUT TRY
80 IF TRY = A THEN PRINT"CORRECT.": T=T+1
   :GOTO 100
90 PRINT"NO, THE ANSWER IS "A;M$
100 GOTO10
200 PRINT"YOU GOT "T" CORRECT.{2 SPACES}W
   ANT TO PLAY AGAIN? (Y/N)
210 INPUT AS$
220 IF AS$="Y"THEN CLR: GOTO 10
500 DATA INCHES,2.54,CENTIMETERS
510 DATA FEET,30.48,CENTIMETERS
520 DATA YARDS,.9144,METERS
530 DATA MILES,1.609,KILOMETERS
540 DATA PINTS,.4732,LITERS
550 DATA QUARTS,.9464,LITERS
560 DATA GALLONS,3.785.LITERS
570 DATA POUNDS,4.448,NEWTONS
580 DATA END

```

### Program 3: Geography

```


10 READA$
20 IF A$ = "END" THEN 200
30 READB$,C$
40 PRINTA$;" IS A ";B$;" IN"
50 INPUT TRY$
60 IF TRY$ = C$ THEN PRINT"CORRECT.": T=T
   +1:GOTO 10
70 PRINT"NO, THE ANSWER IS "C$
80 GOTO 10
200 PRINT"TOU GOT "T" CORRECT.{2 SPACES}W
   ANT TO PLAY AGAIN? (Y/N)
210 INPUT AS$
220 IF AS$="Y"THEN CLR: GOTO 10
500 DATA THE GOLDEN GATE, BRIDGE, SAN FRANC
   ISCO
510 DATA THE TAJ MAHAL, BUILDING, INDIA
520 DATA PERTH, CITY, AUSTRALIA
530 DATA THE GREAT PYRAMID, MONUMENT, EGYPT
540 DATA THE VOLGA, RIVER, RUSSIA
550 DATA END

```

**COMPUTE! Books**



# 64K for VIC 20 SELECT·A·RAM



SELECT-A-RAM BRINGS TO YOUR VIC 20 THE POWER THAT ONLY MEMORY CAN PROVIDE.

The power of any computer is measured by its memory capacity. The more memory you have, the more powerful your programs can become.

SELECT-A-RAM gives your VIC 20 the power of memory. 65,536 bytes of power to be exact. Enough programming power to rival any Home computer.

The power hungry programmer can also add more memory. Each of SELECT-A-RAM's two expansion slots will accept any amount of memory from 3K to 128K.

SELECT-A-RAM's powerful expansion capabilities are made possible by a technique we call Soft Select. Soft Select allows your VIC 20 to perform many sophisticated functions not possible with other memory expansion devices, ie., disk drive emulation, printer spooling, simultaneous and interactive program execution (to name just a few of our soon to be released packages).

Bring the power of memory to your VIC 20 . . . . with SELECT-A-RAM.

Call or write for additional information and the dealer nearest you. Direct orders accepted.

DEALERS INQUIRIES INVITED

Vic 20 is a Trade Mark of Commodore Electronics Limited.

## SELECT·A·RAM

- 64K Memory
- Two Expansion Slots
- Write Protection
- Reset Switch
- Expandable with 64K and 128K Modules
- Soft Select Control
- Compatible with All Program Cartridges and Hardware Devices
- Provision for Optional External Power
- One Year Limited Warranty


---

Distributed in Canada by:

### PAX SOFTWARE

60 Hanson Road, Unit 133 Mississauga, Ontario L5B 2P6  
(416) 270-2639

---



**ADVANCED-PROCESSOR-SYSTEMS**

P.O. Box 43006, Austin, TX., 78745-0001, (512) 282-8222



# Questions Beginners Ask

Tom R. Halfhill, Features Editor

*Are you thinking about buying a computer for the first time, but you don't know much about computers? Or maybe you just purchased a computer and are still a bit baffled. Each month in this column, COMPUTE! will answer questions commonly asked by beginners.*

**Q** I have some questions about computer languages. First, what are the different languages? Second, what do they stand for (example: BASIC = Beginner's All-purpose Symbolic Instruction Code)? Third, can the VIC use any of these languages without a special cartridge, disk, cassette, or adapter?

**A** It would be impractical to list *all* of the different computer languages in this column—there are scores of them, maybe even as many computer languages as human languages. However, just as most human communication is expressed in a half-dozen or so common languages (Mandarin Chinese, English, Spanish, Russian, Hindi/Urdu, Arabic), most programs are written in a like number of computer languages.

Probably the most common computer languages are BASIC, COBOL (Common Business-Oriented Language), FORTRAN (FORMula TRANslator), Pascal (named after French mathematician Blaise Pascal), APL (A Programming Language), Forth (a "fourth-generation" language), LISP (LISt Processor), Logo (a graphics-oriented derivative of LISP), PILOT (Programmed Inquiry, Learning, Or Teaching), Ada (named after Ada Lovelace, thought to be the first computer programmer), and C (a Bell Laboratories language with a refreshingly short name).

Not all of these languages are common on personal microcomputers, and some of them are highly specialized. For example, Ada is a Department of Defense language implemented largely on mainframes. COBOL is a very popular business language because of its English-like syntax and record-handling structures. FORTRAN is favored by scientists and engineers because of its mathematical functions. Many educators choose to teach programming with Pascal because it encourages structured programming. Classroom

teachers often find that PILOT's input and answer-matching routines make it ideal for writing educational programs. LISP is used by some artificial intelligence researchers. Various versions of Logo with turtle graphics are taught to young children. And BASIC has become virtually the standard programming language on small computers used in millions of homes and schools.

Actually, in a strict sense, these aren't "computer languages" at all. They are as foreign to computers as Chinese or English. Instead, they are languages which people have invented to program computers more easily.

The only true computer language is *machine language*, literally the language of the machine. Machine language is a set of very elementary instructions recognized by the computer's Central Processing Unit (CPU), its "brain." All the other computer languages mentioned are, themselves, written in machine language. For this reason they are referred to as *high-level* languages, because they are far removed from the actual machine's way of processing. A single instruction in a high-level language is made up of several simple machine language instructions.

High-level languages were invented because machine language programming can be more time-consuming, particularly for beginners. Generally, today's programmers use machine language to achieve greater program speed or compactness.

Almost all home/personal computers, including the VIC, can use languages other than the built-in BASIC. However, since a language is itself a large program, it must be loaded into memory from either tape or disk, or by plugging in a cartridge. Popular second languages for home computers include Logo, PILOT, and Forth.

**Q** Is there some command or series of instructions that can be used in direct mode to get a printer to work? Do all instructions to a printer have to be in a program or a word processing package?

**A** You can indeed send instructions and even text to a printer in direct mode. In some forms of BASIC (such as the Atari and TRS-80



**The Commodore 64™  
Picture Book**

**The VIC™ Picture Book**

(Nadler) Here's the best way for first-time VIC and Commodore 64 owners to get started—simple pictorial guides that explain all operating and programming functions, from opening the box to setting up hardware to programming. Everything is explained and demonstrated in sequential photos. You follow along visually. No confusing instructions. No "computerese." Even programming exercises are illustrated. You check your results against photos of what should appear on the screen. A quick way to advance to more sophisticated techniques and routines.

**Commodore 64™ version,**

**#6453, \$10.95**

**VIC™ version, #6303, \$10.95**

**Commodore 64™ Programs  
for the Home**

(Sternberg) A collection of 39 programs for every member of the household. Includes home budget programs, educational games, and programs for managing finances, arranging schedules, and more. Each program is documented with a description of its function, a listing in Commodore 64 BASIC, a symbol table, sample data, and a sample run. **#5176, \$13.95**

**VIC™ Games**

(Hampshire) Contains 36 exciting game programs. Arcade-style and strategy games provide challenges, test nerve and patience. Drive the Grand Prix, battle space pirates, solve the Rubik's Cube. Educational games also provide hours of fun while improving vocabulary and spelling skills.

**#1060, \$12.95**

# VIC-20™ + COMMODORE 64™ GREAT BOOKS FOR '84

**Stimulating Simulations  
for the VIC™**

**Stimulating Simulations  
for the Commodore 64™**

(Engel) Unique game programs that require no programming expertise. Includes: Devil's Dungeon: Unheard of wealth in the dark, deep caves. Watch out for the volcanic tremors, bottomless pits...and the monsters. Lost Treasure: It's buried somewhere on the island. Stick to the map route. The woods are uncharted and the waters shark infested. Jewel Thief: The museum, the priceless jewel, the five suspects—who done it?

And nine other fascinating games that have you battle a forest fire, manage a corporation, pilot a space ship, and more.

**Commodore 64™ version,**

**#5201, \$7.50**

**VIC™ version, #5173, \$7.50**

VIC and Commodore 64 are trademarks of Commodore Business Machines, Inc., which is not affiliated with Hayden Book Company, Inc.

**Basic Commodore 64™ BASIC**

(Coan) The key to using and enjoying the Commodore 64—a fast reading guide to operating and programming. The approach is simple and direct. Start with short computer programs. Add a new capability. Watch as the desired effect on the program is created and illustrated. Based on Hayden's best-selling *Basic Apple BASIC*. **#6456, \$14.95**

**Commodore 64™ Graphics  
VIC™ Graphics**

(Hampshire) Produce dazzling graphics with programs that include color plotting, drawing maps, rainbows, geometric figures, pie charts and line graphs, character and shape design, moving figures on the screen, and more. Programs develop, revealing techniques for three-dimensional drawing, and for adding perspective.

**Commodore 64™ version,**

**#1069, \$14.95**

**VIC™ version, #1057, \$13.95**

**Order by Phone**

**1-800-631-0856**

operator CO24 • In NJ call (201) 393-6315

**Hayden**

**Hayden Book Company, Inc.  
Dept. CO24  
10 Mulholland Drive  
Hasbrouck Heights, NJ 07604**

Please send me the book(s) indicated below by code number. If I am not completely satisfied I may return the book(s) undamaged within 10 days for a complete refund. I am enclosing \$2.00 to cover postage and handling:

Enclosed is my check or money order  
 Bill my  Visa  MasterCard

--	--	--

Name \_\_\_\_\_

Address \_\_\_\_\_

City \_\_\_\_\_

State/Zip \_\_\_\_\_

Visa/MasterCard # \_\_\_\_\_ Exp \_\_\_\_\_

Signature \_\_\_\_\_

Prices subject to change  
Residents of NJ and CA must add sales tax



dialects) the command is LPRINT. It works just like the PRINT statement, except output is diverted to the printer instead of the screen. Here are some valid LPRINT statements:

```
LPRINT "HELLO, THIS IS A TEST."
X=10:Y=20:Z=30:LPRINT X+Y*Z
X=365:LPRINT"THERE ARE ";X;" DAYS IN A YEAR."
```

In Commodore BASIC, you must first open a channel to the printer, then use a special form of the PRINT statement to send output along that channel:

```
OPEN4,4:PRINT#4,"HELLO, THIS IS A TEST.":
CLOSE4
```

You can send commands to the printer the same way. Printer manuals tell which codes activate which features. For example, to switch an Epson MX-80 into the expanded text mode:

```
LPRINT CHR$(14)
```

or

```
OPEN4,4:PRINT#4,CHR$(14):CLOSE4
```

Similar codes can be sent to switch on italics, underlining, condensed text, double-strike modes, etc., and to switch them off again on printers that support these features. ©

## VIC SOFTWARE 64

More Games, Challenging Problems  
and Programs Than You Can  
Shake A Joystick At!



FREE  
1984  
Catalog

FREE PROGRAMS  
*Write for Details.*

ComputerMat • P.O. Box 1664C • Lake Havasu City, Arizona 86403

# We'll back you up!



### Apple owners

**The Clone Machine** - Now you can take control of your 1541 and backup software easily. A complete users manual comes with this package that allows: 1 and 2 drive copy; investigate and back-up many "copy protected" disks; view and edit track/block; easy initialization; display and print directory contents; change program names; add, delete files with single keystrokes; supports up to 4 drives.

~~List \$49.95~~

**Special Offer \$39<sup>95</sup>**


**Nibbles Away II** (New Improved Version C) - The single most respected back up program to date for Apple and Franklin computers. Purchased by government agencies, written about in the N.Y. Times, Science 83, Digital Retailing and other publications. Now revised with added printing compatibilities, enhanced sector editing and disk data search, subscription to nibble news available too! (with back-up hints and parameter settings).

~~List \$69.95~~

**Special Offer \$64<sup>95</sup>**

Dealers & Distributors  
Inquiries Invited

**CALL (201) 838-9027**



**MICRO  
WARE**

P.O. Box 113  
Pompton Plains, N.J.  
07444



# A Perfect "5" for Your 64

## Soft People's TaxWare™ \$4495

TAX DEDUCTIBLE  
AS  
Tax Preparation  
aid

### Every American has to pay taxes. Why pay more than you should?

With TaxWare, a year round record keeping system...you store all tax related info on electronic copies of the most popular tax forms. With TaxWare you may calculate tax due at any time. Make one change on one form and all other forms are re-computed.

- You can do endless "what ifs", i.e. "what if your spouse takes a job", "what if I sell my stock", "what is the credit for child care"...
- You may tag any item belonging to husband/wife or joint and see the different tax consequences.
- Handles itemized deductions, income averaging, dividends, stocks, self-employment, rents, royalties, childcare, marriage deductions and more...
- Create lists as you need for income, medical deductions, IRA payments or anything else.
- Lists are easily displayed and updated totals automatically transferred to the proper tax forms.
- Handles all popular forms: 1040 Schedule A, B, C, Schedule C, G, D, E, W, 2441.
- An Annual Update Plan/and or Major Update if significant tax laws change will be available for the next year.

## dMOS™

### Meet the Tough Manager.

The Best data base managing tool for the collection, arrangement and display of alphanumeric data. The unique pattern matching and searching capabilities make dMOS the best researching program available.

#### Pattern matching:

- Can be used on either or both sides of the string.
- Map search technique to achieve a "logical AND", while searching between fields.
- Display either those records found by a search or those NOT found.

#### Printer control:

- Rearrange and suppress fields.
- Suppress Field titles.
- Insert short (10 character) texts.
- Selectively print records.

**\$3995**

## Phone Boss™

### A powerful and dedicated Data Manager.

Designed to store and organize your personal phone listings. The User has complete control of 15 category titles and entries.

#### 9 Options available:

1. Add a new listing to directory
2. Change a listing now in directory.
3. List full directory.
4. List a phone#, giving a name.
5. List all entries in a class.
6. Change the list of categories.
7. Write the directory onto a disk.
8. Read a directory from disk.
9. Exit the program.



**\$2995**

## Missing Key™

### The Key you've looked for, but wasn't there.

After programming for hours you press RUN for a final check of your work - the computer locks up. Nothing appears on the screen. You press RUN/STOP...nothing - you press RESTORE...nothing - you look for the missing key but it isn't there. Now you don't have to turn off your computer and lose hours of work.

#### Add the Missing Key:

- Press this key and the computer resets itself from any kind of lock-up.
- Load and run the program included with the Missing Key and your 'BASIC' program is restored.
- Takes nothing away from your computer, neither memory or a plug-in port.
- Fits onto your Commodore 64 keyboard (No wiring to add).
- Will not void your CBM warranty.



**\$2995**

## Softloc™

### The Program Security System for the Commodore 64

Set up program security in minutes.

Lock up your personal, financial or business records.

3 Types of protection:

- 7 Digit access code
- Encodes program
- Modified diskette directory

**\$2995**



by Softpeople, Inc.

"Connecting People  
With Great Ideas"

## Softpeople, Inc.

2042 Marshall Ave.  
St. Paul, MN 55104  
(612) 644-1551



Credit Card  
Order Now

1-800-447-3273

Dealers inquires &  
Special P.O.P. Packages  
& Prices available



# On The Road With Fred D'Ignazio

## The Book Of The Future: Electric, Unending, And Written In RAWM

Recently I went to a book publishers' conference in Baltimore and ran into an editor friend from a major New York publisher. My friend is an avid home computer user, and he edits science fiction books.

He loves to look into his editor's crystal ball, then tell what he sees there. When he looked into the future, he saw computers everywhere. But he didn't see books. He didn't see words, either, just pictures—computer-generated pictures—and sounds. "In the future, all novels, all information, all knowledge," he told me earnestly, "will be conveyed by computers electronically in the form of pictures and sounds."

According to my friend, "Computers can already read books to people automatically, so why should people learn how to read? Reading is becoming an obsolete skill, like speaking Latin."

### Human Computers

Was my friend right? After all, look at what computers and calculators have done to people's computing skills. The word *computer* used to mean a person who could do arithmetic calculations swiftly inside his or her head. Most adults today still walk around with little multiplication tables inside their heads, along with a jumble of rules about how to do addition, subtraction, division, and other basic numerical operations.

But we don't use these rules too often anymore. We have slim calculators that fit inside our checkbooks, shirt pockets, and purses. Whenever we have to do any serious computing, we pull out the calculator, punch a couple of buttons, and get the answers we need. Why should we re-

member how to do arithmetic when a tiny electronic brain will remember for us?

Of course, most of us don't make a decision to abandon arithmetic. But, we are abandoning it nevertheless. The less often we practice, the more rusty our skills become, and the rules and tables inside our head begin to fade.

### Annex To The Brain

The same thing is happening in our schools. Calculators are becoming as common as pencils and paper in math class. Teachers can rationalize this by explaining how they free their students to examine the concepts and theories behind the numbers. The calculators take care of the numbers, so the students can focus on the axioms, concepts, and rules underlying mathematics.

When a student uses a computer, math ceases to be a painful discipline of mechanically manipulating numbers and formulas. Instead it becomes a beautiful language—a dynamic, active process, a vocabulary of symbols that describe the world. A student doing math on a computer feels like a chemist working in a laboratory creating a bubbling, popping, hissing, odiferous chemical reaction. Math has texture, tangibility, and feel. It is alive and evolving. Young people can explore the world of mathematics using computer-enhanced tools, and they no longer have to get bogged down in a swamp of computational details.

Some writers have gone so far as to claim that calculators and computers are adjuncts to the human brain. The writers' reasoning goes like this: Humans invented electronic computation





Jeff and Marilyn Mitchell "designed" their new program themselves. CodeWriter wrote all the computer code. The Mitchells' dream is thriving on fulfilling other people's wishes. Their new home business needs very special information fast: Which fantasies are still open?

What's our next completion date? Can we get a list of all fantasies needing out of state travel?

They got it all—with no computer hassle.

And you can too, with CodeWriter. No programming. No 'computerese'. At home or at the office, you create your own programs to handle any information you want—at your fingertips; Payables, receivables, inventory, credit cards, tax details, club or church records—always organized your way.

You work with CodeWriter in plain English. Simply 'draw' any screen layout, add any calculations you'd like done—or help messages you need—and you're done. CodeWriter writes all the BASIC code.

**"This is our first business, our first computer, and our first program—and we really did it ourselves!"**

In minutes you've got YOUR OWN PROGRAM on YOUR OWN DISK. You don't need CodeWriter again until you want a new program.



You can begin with **Home FileWriter™** and expand to more complete business systems with full report and menu design features.

You can get CodeWriter for the Commodore 64®, Atari®, Apple®, IBM PC®, Commodore Business Machine®, Victor

9000®, and Kay Pro II®, computers. Prices range from \$69 to \$249.

You think this much power can't come this easy? There are thousands of CodeWriter systems in use all over the world—80% are first time computer owners. CodeWriter writes solutions the first time you try!



**CodeWriter™** A Dynatech Company  
Dynatech Microsoftware Inc.


7847 N. Caldwell Ave. Niles, Ill. 60648  
Toll-Free 1-800-621-4109 (in Ill. 312-470-0700)

AVAILABLE AT

**TOYS 'R' US®**

All Locations  
Check White Pages





# FANTASTIC PRINTER SALE

as  
low  
as  
**\$149<sup>00</sup>**

• **15 Day Free Trial - 180 Day Immediate Replacement Warranty**

	LIST	SALE
<b>80 COLUMN THERMAL PRINTER — 60 CPS</b> Bi-directional, dot matrix, prints 8½" letter size paper, full 80 columns, high resolution graphics, dot bit addressable, special symbols and true decenders! (Centronics parallel interface)	\$199	<b>\$149</b>
<b>80 COLUMN TRACTOR-FRICTION PRINTER — 80 CPS</b> Bi-directional, dot matrix, impact, prints single sheets, continuous feed paper, adjustable columns, 40 to 132 characters! Roll paper adapter \$32.95. (Serial or Centronics parallel interface)	\$399	<b>\$209</b>
<b>PREMIUM QUALITY 10" CARRIAGE T/F PRINTER — 120 CPS</b> Bi-directional, impact, 9 x 9 dot matrix with double strike for 18 x 18 dot matrix. High resolution bit image (120 x 144 dot matrix) underlining back spacing, left and right margin settings, true lower decenders, with super and sub scripts. Prints standard, italic, block graphics, special characters, plus 24 of user definable characters and much more!! Prints single sheets, continuous feed and roll paper! (Centronics parallel interface)	\$499	<b>\$289</b>
<b>PREMIUM QUALITY 15½" CARRIAGE PRINTER — 120 CPS</b> Has all the features of the Premium Quality 10" Carriage T/F Printer above plus a 15½" carriage and more powerful electronic components to handle large business forms! (Centronics parallel interface)	\$599	<b>\$379</b>
<b>HIGH SPEED PREMIUM QUALITY T/F 10" PRINTER — 160 CPS</b> Save printing time with these plus features: 160 CPS speed, 100% duty cycle, 8K buffer diverse character fonts special symbols and true decenders, vertical and horizontal tabs. This is Red Hot Efficiency!!! (Serial or Centronics parallel interface)	\$699	<b>\$499</b>
<b>HIGH SPEED PREMIUM QUALITY T/F 15½" PRINTER — 160 CPS</b> Has all the features of the 10" Carriage high speed printer plus a 15½" carriage and more powerful electronics to handle larger business forms! (Serial or Centronics parallel interface)	\$799	<b>\$599</b>
<b>PARALLEL PRINTER INTERFACES: (IN STOCK)</b>		
• For VIC-20 and COMMODORE 64	\$49.00	
• For all APPLE COMPUTERS	\$69.00	
• For ATARI 400 and 800 COMPUTERS	\$79.00	

NOTE: Other printer interfaces are available at computer stores!

WE DO NOT EXPORT TO OTHER COUNTRIES EXCEPT CANADA.

Enclose Cashiers Check, Money Order or Personal Check. Allow 14 days for delivery, 2 to 7 days for phone orders, 1 day express mail! Canada orders must be in U.S. dollars. We accept Visa and MasterCard We ship C.O.D



## PROTECTO ENTERPRIZES (WE LOVE OUR CUSTOMERS)

BOX 550, BARRINGTON, ILLINOIS 60010  
Phone 312/382-5244 to order



# COMMODORE 64

(more power than Apple II at half the price)

## \$99.50\*

- 170K DISK DRIVE \$159.00\*
- TRACTION FRICTION PRINTER \$109.00\*

## COMPUTER AND SOFTWARE SALE

WE  
HAVE  
THE  
BEST  
SERVICE

WE  
HAVE  
THE  
LOWEST  
PRICES

# VIC-20

(a real computer at the price of a toy)

## \$69.50

- 40-80 COLUMN BOARD \$59.00
- 32K RAM EXPANDER \$95.00

### \* COMMODORE 64 COMPUTER \$99.50

You pay only \$199.50 when you order the powerful 84K COMMODORE 64 COMPUTER! LESS the value of the SPECIAL SOFTWARE COUPON we pack with your computer that allows you to SAVE OVER \$100 off software sale prices!! With only \$100 of savings applied, your net computer cost is \$99.50!!

### SOFTWARE BONUS PACK \$29.95

When you buy the Commodore 64 Computer from Protecto Enterprises you qualify to purchase ONE SOFTWARE BONUS PACK for a special price of \$29.95!! Normal price is \$49.95 (40 programs on disk or 24 programs on 5 tapes).

### \* 170K DISK DRIVE \$159.00

You pay only \$259.00 when you order the 170K Disk Drive! LESS the value of the SPECIAL SOFTWARE COUPON we pack with your disk drive that allows you to SAVE OVER \$100 off software sale prices!! With only \$100 of savings applied, your net disk drive cost is \$159.00.

### \* TRACTION FRICTION PRINTER \$109.00

You pay only \$209.00 when you order the Comstar T/F deluxe line printer that prints 8 1/2 x 11 full size, single sheet, roll or fan fold paper, labels etc. 40, 66, 80, 132 columns. Impact dot matrix, bi-directional, 80 CPS. LESS the value of the SPECIAL SOFTWARE COUPON we pack with your printer that allows you to SAVE OVER \$100 off software sale prices!! With only \$100 of savings applied your net printer cost is only \$109.00.

### 80 COLUMN BOARD \$99.00

Now you program 80 COLUMNS on the screen at one time! Converts your Commodore 64 to 80 COLUMNS when you plug in the 80 COLUMN EXPANSION BOARD!! List \$199 SALE \$99 PLUS—you also can get an 80 COLUMN BOARD WORD PROCESSOR with mail merge, terminal emulator, ELECTRONIC SPREAD SHEET. List \$59.00 SALE \$24.95 if purchased with 80 COLUMN BOARD!! (Tape or Disk)

### 80 COLUMNS IN COLOR EXECUTIVE WORD PROCESSOR \$69.00

This EXECUTIVE WORD PROCESSOR is the finest available for the COMMODORE 64 computer! The ULTIMATE for PROFESSIONAL WORD-processing application! DISPLAYS 40 OR 80 COLUMNS IN COLOR or Black and White! Simple to operate, powerful text editing with a 250 WORD DICTIONARY, complete cursor and insert/delete key controls line and paragraph insertion, automatic deletion, centering, margin settings and output to all printers! Includes a powerful mail merge. List \$99.00 SALE \$69.00. 20,000 WORD DICTIONARY - List \$24.95 SALE \$19.95. EXECUTIVE DATA BASE - List \$89.00 SALE \$59.00. (Disk only).

### SPECIAL SOFTWARE COUPON

We pack a SPECIAL SOFTWARE COUPON with every COMMODORE 64 COMPUTER-DISK DRIVE-PRINTER-MONITOR we sell! This coupon allows you to SAVE OVER \$100 OFF SALE PRICES! \$200-\$300 savings are possible!! (example)

#### PROFESSIONAL SOFTWARE COMMODORE 64

Name	List	Sale	Coupon
Executive Word Processor	\$99.00	\$69.00	\$59.00
Executive Data Base	\$89.00	\$59.00	\$46.00
20,000 Word Dictionary	\$24.95	\$19.95	\$14.95
Electronic Spreadsheet	\$89.00	\$59.00	\$46.00
Accounting Pack	\$69.00	\$49.00	\$32.00
Total 5 2			
Word Processor			
Tape	\$69.00	\$56.00	\$37.00
Disk	\$79.95	\$63.00	\$42.00
Total Text 2.6			
Word Processor			
Tape	\$44.95	\$39.00	\$26.00
Disk	\$49.00	\$42.00	\$29.00
Total Label 2.6			
Tape	\$24.95	\$18.00	\$12.00
Disk	\$29.95	\$23.00	\$15.00
Programmers			
Helper (Disk)	\$59.00	\$39.00	\$29.95
Basic Tutor (Tape/Disk)	\$29.95	\$24.95	\$15.00
Typing Teacher (Tape/Disk)	\$29.95	\$24.95	\$15.00
Sprite Designer (Disk)	\$16.95	\$14.95	\$10.00
Medicnemen (Tape)	\$19.95	\$17.95	\$12.00
Weather War II (Tape)	\$19.95	\$17.95	\$12.00
Professional Joy Stick	\$24.95	\$15.95	\$11.00
Light Pen	\$39.95	\$19.95	\$16.95
Dust Cover	\$ 8.95	\$ 6.95	\$ 4.60

(See other items in our catalog!)  
Write or call for

Sample SPECIAL SOFTWARE COUPON!

### EXECUTIVE QUALITY PROFESSIONAL BUSINESS SOFTWARE

The Cadillac of business programs for Commodore 64 Computers

Item	List	*SALE
Inventory Management	\$99.00	\$59.00
Accounts Receivable	\$99.00	\$59.00
Accounts Payable	\$99.00	\$59.00
Payroll	\$99.00	\$59.00
General Ledger	\$99.00	\$59.00
(*COUPON PRICE \$49.00)		

### VIC-20 COMPUTER \$69.50

This 25K VIC-20 computer includes a full size 66 key typewriter keyboard color and graphics keys, upper/lower case, full screen editor, 16K level II microsoft basic, sound and music, real time floating point decimal, self teaching book, connects to any T.V. or monitor!

### 40-80 COLUMN BOARD \$59.00

Now you can get 40 OR 80 COLUMNS on your T.V. or monitor at one time! No more running out of line space for programming and making columns! Just plug in this Expansion Board and you immediately convert your VIC-20 computer to 40 OR 80 COLUMNS!! List \$129. SALE \$59.00. You can also get an 80 COLUMN BOARD WORD PROCESSOR with mail merge, terminal emulator, ELECTRONIC SPREAD SHEET!! List \$59.00. SALE \$24.95 if purchased with 80 COLUMN BOARD! (Tape or Disk).

### 32K RAM EXPANDER \$95.00

This cartridge increases programming power over 8 times!! Expands total memory to 57K (57,000 bytes). Block switches are on outside of cover! Has expansion port!! Lists for \$199 (OUR BEST BUY!)

### 60K MEMORY EXPANDER \$49.00

Sixslot — Switch selectable — Reset button — Ribbon cable — CARDCO. A must to get the most out of your VIC-20 Computer!

### 8K RAM CARTRIDGE \$39.00

Increases programming power 2 1/2 times. Expands total memory to 33K (33,000 bytes). Memory block switches are on outside of cover! Includes FREE \$16.95 game.

### 16K RAM CARTRIDGE \$55.00

Increases programming power 4 times. Expands total memory to 41K (41,000 bytes). Memory block switches are on outside cover! CARDCO Includes FREE \$29.95 adventure game!!

### 12" GREEN SCREEN MONITOR \$99.00

Excellent quality GREEN PHOSPHOROUS VIDEO MONITOR with antiglare, 1920 characters (80 characters x 24 rows). Save your TV! a must for 80 column word processors. PLUS \$9.95 for VIC 20 or Commodore 64 Cable.

### 12" AMBER SCREEN MONITOR \$119.00

Premium quality AMBER VIDEO MONITOR with antiglare, (80 characters x 24 rows), exceptionally clear screen, faster scanning. PLUS \$9.95 for VIC 20 or Commodore 64 Cable.

- LOWEST PRICES • 15 DAY FREE TRIAL • 90 DAY FREE REPLACEMENT WARRANTY
- BEST SERVICE IN U.S.A. • ONE DAY EXPRESS MAIL • OVER 500 PROGRAMS • FREE CATALOGS

Add \$10.00 for shipping, handling and insurance. Illinois residents please add 6% tax. Add \$20.00 for CANADA, PUERTO RICO, HAWAII orders. WE DO NOT EXPORT TO OTHER COUNTRIES.

Enclose Cashiers Check, Money Order or Personal Check. Allow 14 days for delivery, 2 to 7 days for phone orders, 1 day express mail! Canada orders must be in U.S. dollars. VISA — MASTER CARD — C O D

# PROTECTO ENTERPRISES

(WE LOVE OUR CUSTOMERS)

BOX 550, BARRINGTON, ILLINOIS 60010  
Phone 312/382-5244 to order

machines because the world was getting too complicated for human brains to handle alone. Computers are an extension to the human brain. They amplify the power and speed of the brain in areas where the brain is the slowest and weakest. With the help of an "annexed" computer brain, a human brain can handle vast numbers of details; it can order and structure huge quantities of information, and perform arithmetic at lightning speeds.

## Books That Are Hot

Numbers are just symbols. Pictures are symbols, too. So are musical notes. Letters and words, too, are symbols.

Computers are extraordinary symbol handlers. Researchers at several universities recognize this and are starting what are coming to be known as "electronic book" projects. The researchers believe that printed books, the dominant means to transfer information, ideas, and images since the 1500s, will soon be succeeded by electronic books—an amalgam of the personal computer, the TV set, the stereo, and the telephone.

Electronic books must have all of paper books' desirable attributes. Electronic book "players" and cartridges must be inexpensive, portable, and personal.

Electronic-book researchers share the opinion of my editor friend, at least in part. They feel that electronic books of the future can't rely solely on words. Instead they must make use of the full symbol-handling and interactive potential of the computer.

For example, they must be *hot*. According to Marshall McLuhan, a "hot" medium appeals to people's senses, the more senses the better. Electronic books may not have the same texture and smell of printed, paper books. But they will have hot substitutes—animated color cartoons, music, sound effects, and voices.

And they must be interactive. Readers interact with printed, paper books with the use of their memories and imaginations. Readers will interact with electronic books more explicitly—by answering the book's direct questions, by keying in information, by making choices and decisions.

"Participatory" books are on the horizon: participatory textbooks, participatory novels, and interactive mystery stories. The first generation of computer "electronic book" programs already runs on personal computers in the form of educational simulations and electronic adventure games.

## Build-Your-Own-Book Kits

Electronic books of the future will be interactive, multimedia entities. But they will also be something more. They will not be static creations whose final form appears when they are first published.

Instead they will be more like "build-it-yourself" book kits—like the new breed of arcade-game builder kits (for example, *Pinball Construction Set* from Electronic Arts and *Loderunner* from Brøderbund). They will be malleable, ongoing, and evolutionary. They will invite modification, polishing, and alteration.

More than 40 years ago, the great American scientist Vannevar Bush came up with an idea called Memex. Memex was to be, in part, an electronic book. It was to be a book that would never be fully written. Each time a person explored new associations, new information, and new knowledge, the book would grow and evolve.

Bush's ideas have been developed even further by Dr. Alan Kay, head scientist at Atari, and Dr. Andries Van Dam, at Brown University, in Providence, Rhode Island. Kay and Van Dam are using modern microelectronics technology to build electronic books in their laboratories.

Already, experimental desktop and lap-sized electronic books exist that include the best features of books and computers. And they are not a "read-only" medium (ROM)—they are a "read-and-write" medium (RAWM). They allow multi-authors. When a book is "published" in silicon, it will have lots of space in its "margins" for readers to make comments and annotations. Some books will even permit copies to be made, and alterations to the original book's content. In a sense, the books will never be completely written. Each new reader can become the book's author and change the book while he or she is reading it.

When readers make changes, they won't be working in only one medium—for example, print. Instead, they will be able to use a "book editor" program to alter all aspects of the book—its text, sound effects, its (static and animated) illustrations, its music, and voices.

The book will be a multimedia creation, and it will evolve in all media.

## Mortal Foes

These speculations give little solace to librarians and to other book lovers. Lovers of printed, paper books are not about to jump on the electronic-book bandwagon. They still like bound-and-printed books too much.

Over the last couple of years I have spoken at several librarians' conferences. Many librarians have approached me and expressed the fear that my editor friend's vision of the future may come true.

Actually the librarians have two fears. They are worried that electronic books will supplant printed, paper books. And they are worried that the new computerized books will rely only on pictures and sounds and not on words.

The librarians' fears are well-founded. Paper



# AARDVARK LTD.

## NOW THE BEST COST LESS



**DUNGEONS OF DEATH** - A serious role playing game for up to 6 players. You get a choice of race and characters that grow from game to game. You also get a graphic maze and a 15 page manual.

Available On: TRS80C 16K EXT., CMD64, VIC20 13K, IBMPC TRS80C 32K, MC10 16K

TAPE \$14.95

DISK \$19.95

**BAG-IT-MAN** - The ultimate arcade game for TRS80C or MCD64. This one has three screens full of BAGS OF GOLD, CARTS & ELEVATORS TO RIDE IN, MINE SHAFTS, and TWO NASTY GUARDS. Great sound and color and continuous excitement.

Available On TRS80C 32K, CMD64

TAPE \$19.95

DISK \$24.95



**QUEST** - A different kind of Graphic Adventure, it is played on a computer generated map of Alesia. You'll have to build an army and feed them through combat, bargaining, exploration of ruins and temples, and outright banditry! Takes 2 - 5 hours to play and is different each time.

Available On: TRS80C 16K, CMD64, VIC20 13K, MC10 16K, T199 (EXT. BASIC), IBMPC

TAPE \$14.95

DISK \$19.95

**STARFIRE** - If you enjoyed Star Raiders or Star Wars, you will love Starfire. It is not a copy, but the best shoot-em-up, see them in the window space game on the CMD64 or TRS80C. The fantastic graphics will put you right in the control room as you hyperspace from quadrant to quadrant fighting the aliens and protecting your bases.

Available On: TRS80C 16K, CMD64

TAPE \$19.95

DISK \$24.95



**WIZARDS TOWER** - A fantasy game played on a map of forests and dungeons - with dragons and wizards to kill. Similar to QUEST and fun for adults, but a little simpler and playable for the younger set (8 - 60).

Available On: TRS80C 16K EXT., CMD64, VIC20 13K, T199, IBMPC

TAPE \$14.95

DISK \$19.95

**PYRAMID** - ONE OF THE TOUGHEST ADVENTURES. Average time through the pyramid is 50 - 70 hours. Clues are everywhere and some ingenious problems make this popular around the world.

Available On: TRS80C 16K, CMD64, MC10 16K, TIMEX, IBM PC, T199, VIC20 13K

TAPE \$14.95

DISK \$19.95



AARDVARK offers over 120 original high quality programs. Send one dollar for a current catalog and receive a \$1.00 gift certificate good towards your next purchase.

Authors - AARDVARK pays top dollar for high quality programs. Send a copy today for a personal review and editorial help.

TO ORDER: Send amount indicated plus \$2.00 shipping, per order. Include quantity desired and your preference of tape or disk. Be sure to indicate type of system and amount of memory. When using charge card to order by mail, be sure to include expiration date.



CHARGE CARDS  
WELCOME



# 1-313-669-3110

PHONE ORDERS ACCEPTED  
8:00 a.m. to 8:00 p.m. E.S.T., MON-FRI

**AARDVARK Action Software**

2352 S. COMMERCE • WALLED LAKE, MI 48088 • (313) 669-3110

CMD64 / TRS80C / IBMPC / VIC20 / T199



is increasingly expensive as a medium for information storage and communication, while silicon is rapidly becoming less expensive. Second, the kind of information that paper can store is limited—chiefly printed symbols, photographs, and illustrations. But the kind of information that can be digitized and stored in silicon is unlimited. Music, voices, photographs, works of art, as well as printed text and other symbols, can all be stored in a silicon book. Then they can be altered, copied, and instantly transferred across thousands of miles and made available to other human beings at only a small cost.

This has the librarians worried. If words are no longer the dominant, or even most important, medium of human communication, reading and writing may become obsolete skills, just like calculating numbers, and speaking and writing Latin.

Librarians and other book lovers are not going to just sit back and watch this happen. They see themselves as caretakers, guardians, and protectors of books—of printed media, in general. They feel that a gigantic battle is looming on the horizon between printed media, on one hand, and non-print, electronic media, on the other. Books and computers, they feel, are mortal foes that will soon be locked in battle.

And when the battle is over, only one foe will remain—the computer. Books already published will yellow and crumble, destroyed by the acid in their pages, and no new paper books will ever again be published.

With the emergence of the electronic book, the era of the printed, paper book may soon be over.

### The Rise Of The Electronic Librarian

The gradual move from paper to silicon is inevitable. But it is not going to happen overnight. Nor

does it have to mean the end of books, the end of words, or the end of librarians.

Recently I gave a speech at the annual convention of the Virginia Educational Media Association (VEMA), at Virginia Beach, Virginia. The title of my speech was "The Role of the Librarian in Helping Students, Parents, and Teachers Use Computers and Robots."

In my speech I expressed the hope that librarians would see themselves in a broader role. Librarians are not just caretakers of books and magazines. Rather, they are guardians of information, knowledge, wisdom, stories, tales, lives, art, music, and culture. They are the caretakers of civilization. How civilization is stored is not important as long as it is protected and readily accessible to all people.

Many librarians now call themselves *media specialists*. They are the guardians of the media on which civilization is stored—all media. They make it possible for children and adults to access civilization through those media.

As the 20th century comes to an end, it is a fact that more and more of our civilization is being digitized and stored on electronic media. This does not mean that librarians must be trained technologists and engineers. Nor does it mean they must become computer programmers, electronic technicians, and videodisc mechanics.

They just have to be able to use the new machines, because they are the doorways, the windows to the information. And they must be able to help others use these machines. As the bulk of our civilization shifts into an electronic format, it is up to the librarians to keep the doorways and windows open for the rest of us.

I have listed below some of the computer- and robot-related services that librarians can provide. I have suggested a pathway librarians can follow to create an electronic library of the future.



# LET US ANALYZE YOUR RETURN BEFORE THE I.R.S. DOES IT FOR YOU...

introducing...

## THE TAX CONSULTANT™

(FOR ATARI 400/800 AND THE COMMODORE 64 COMPUTERS)

NOW YOU CAN HAVE COMPLETE  
TAX PREPARATION AT HOME!

only \$95<sup>00</sup> tax deductible!

and your return will be closely checked and analyzed before the I.R.S. ever sees it! THE TAX CONSULTANT™ is a sophisticated yet very friendly program for the novice user. THE TAX CONSULTANT™ will help you to calculate, prepare and print your return. But then, at your request, THE TAX CONSULTANT™ will check your return very closely and issue an itemized print-out indicating those items that in its judgment may be questioned. *No other tax preparation package offers this feature!*

- Features –
- On-screen Prompts
- Continuous tax/refund readout
- Fast, 100% machine language
- All required I.R.S. forms included
- Easy to follow tutorial in manual
- Prints all necessary forms
- Multi-color screens
- Inexpensive updates

Plus!

A TAX PLANNING MODULE THAT,  
WHEN USED WITH THE ANALYSIS  
MODULE, WILL PROVIDE YOU  
WITH A YEAR-ROUND TOOL TO  
PLOT YOUR TAX STRATEGIES

*Dealer inquiries welcome!*

Information

(707) 422-9591

Mail Orders to: Morbius Software Co., Inc.  
Dept. CP, P.O. Box 1702  
Vacaville, CA 95696

Name \_\_\_\_\_

Address \_\_\_\_\_

City, State \_\_\_\_\_

CHECK / MONEY ORDER ZIP \_\_\_\_\_

VISA Interbank #(MC) \_\_\_\_\_

MASTERCARD Expires \_\_\_\_\_

Card No. \_\_\_\_\_

Signature \_\_\_\_\_

Price \$95.00 plus \$4.00 shipping and handling. Calif. residents add 6% sales tax. Please allow two weeks for checks to clear. System Requirements: Atari 400/800 with 48K & one disk drive; Commodore 64 with one disk drive. Printer recommended. ATARI 400/800 is a trademark of Atari, Inc. Commodore 64 is a trademark of Commodore Electronics, Ltd. THE TAX CONSULTANT is a trademark of GMG Associates



MASTERCARD / VISA CALL TOLL-FREE!

CALIF 1-800-821-6771 NATION 1-800-821-6770

Telephone operators standing by Mon.-Fri. 8 am to 5 pm, Saturdays 9 am to 1 pm, PST

In my vision of the future, books, words, and librarians have a very important role to play.

## The Armchair Computer

Most adults are not ready to approach computers. And most children have only a limited opportunity to spend time with computers. By mid-1984, even though all elementary and secondary schools in the U.S. will have at least one computer, each student will be able to spend only 15 minutes with a computer per week.

Yet many children and many adults want to learn more about computers. How can they learn more?

They can start by reading magazines and books. Children and adults can become armchair computer experts by reading the many excellent beginners' books and magazines about computers. The books and magazines will make the time a beginner spends on the computer more productive and exciting.

## Computer Etiquette

Books and other print materials can also teach people how to use computers ethically. Computer literacy courses sometimes focus exclusively on a narrow skill such as BASIC programming and little attention is devoted to such pressing social issues as software piracy, computers and alienation, and computer crime. Good books and magazine articles can focus on these issues and broaden the scope of children's and adults' computer literacy.

## Software Evaluation

Hundreds of computer programs and dozens of new computers have appeared in the last couple of years. Children and adults who are interested in computers are bewildered by all the choices open to them.

Libraries can perform a major public service by acquiring good software and hardware review materials published by such organizations as:

**EPIE Institute**  
Box 620  
Stony Brook, NY 11790  
516/246-8664

**School & Home Courseware Inc.**  
Dept. 750  
1341 Bulldog Lane  
Fresno, CA 93710  
209/227-4341

**The Micro Center**  
Dept. M G  
P.O. Box 6  
Pleasantville, NY 10570  
800/431-2434  
914/769-6002

**K-12 MicroMedia**  
172 Broadway, Dept. D  
Woodcliff Lake, NJ 07675  
201/391-7555

**Jack L. Hartman & Co.**  
2840 Peters Creek Road  
Roanoke, VA 24019  
703/362-1891  
800/336-5962

## Computers On TV

There are more and more computer programs on television—on network TV, cable TV, and public television. Librarians can contact the local TV station to find when computer programs will be aired. Then they can ask permission to videotape programs for use in the library. Programs can be used as part of classroom assignments on computers, by computer clubs, parent-teacher groups, and for in-service training of school faculty and administrators. Or the librarian could tape several programs and organize a unit during library period on the "electronic library of the future—the pros and cons."

Public TV, in particular, has a number of excellent programs on computers. One program I have participated in is the Educational Computing Profile, a monthly, half-hour, magazine-format show produced by Kentucky Educational Television, in Lexington, Kentucky. Every month the show is sent, via satellite, to public TV stations all over the country on the Public Broadcasting System (PBS). To find out more about the show, contact:

**Luralyn Lahr**  
Associate Producer  
KET Network Center  
600 Cooper Drive  
Lexington, KY 40502  
606/233-3000

The Educational Computing Profile shows are cosponsored by EPIE (Educational Products Information Exchange) and Consumers Union.

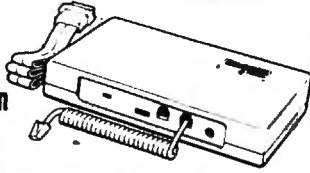
## A Software Library

Many librarians are creating a computer-and-robots section for their libraries. The section has print materials focusing on robotics, programming, computer literacy, computer ethics, computers and society, and software and hardware evaluations. It also has a growing selection of personal computers and computer *software*. Children and their parents can check out the software and use it in the library or at home. Teachers can check out the software and use it in their classes. Each software package comes in an envelope with a photocopy of one or more recent reviews and evaluations.



**SPECIALS on INTEGRATED CIRCUITS**  
 6502 @ 4.90 6520 @ 4.00 6522 @ 5.00 4116 @ 1.85  
 2532 @ 5.90 2716 @ 4.45 6116 @ 6.45 4164 @ 6.90

**Anchor  
Automation  
Signalman  
MODEMS**



**FREE SOURCE MEMBERSHIP WITH SIGNALMAN**  
 All Signalman Modems are Direct Connect, and provide the best price-performance values. Dealer/OEM inquiries invited

Volkamodem with computer cable	68
Mark VII Auto Dial/Auto Answer	99
Mark XII Smart Model 1200/300	299
<b>DC HAYES Smartmodem</b>	<b>219</b>
DC Hayes Smartmodem 1200/300	519



<b>PROM QUEEN for VIC</b>	<b>170</b>
Apple Emulator for Commodore 64	Call
STAT Statistics Package for C64	95
Solid Oak 2 Level Stand for C64 or VIC	29
C64/VIC Switch (networking)	129
<b>BACKUP V1.0</b> tape copier for C64 or VIC	<b>20</b>
CARDBOARD/6 Motherboard - VIC	64
CARDBOARD/5 Motherboard - C64	56
CARD PRINT G Printer Int. with Graphics	72
CARD PRINT B Printer Interface—C64/VIC	40
CARDBOARD/3s Motherboard - VIC	22
CARDCO C64/VIC Calculator Keypad	32
CARDRAM/16 RAM Expansion - VIC	44
Complete <b>CARDCO Line</b> in stock	
CIE and VIE IEEE Interfaces in stock	
<b>MSD SuperDrive for C64 or IEEE</b>	<b>365</b>
MAE Assembler for C64	50
Keala Pad Touch Tablet—C64 or VIC	79
<b>CBC 4/12</b> Analog to Digital 4 chan/12 bit	<b>199</b>
<b>MULTIPLAN for C64</b>	<b>79</b>
Dust Cover for C64 or VIC	6
Grand Master Chess for C64	24
<b>COMAL Language for C64</b>	<b>17</b>
with sprites, color graphics, sound, turtle graphics.	
<b>Super BusCard by Batteries Included</b>	<b>159</b>
ULTRA BASIC - 64 with Turtle Graphics	37
Super Disk Utility - C64 - includes backup	19
MicroChess - C64 - 8 levels of play	17
<b>HES MODEM with software</b>	<b>55</b>
Commodore 64 Programmers Reference Guide	16
WordPro 3+/64 with Spellright	85
VIController (also C64) - BSR Controller	50
COM VOICE Synthesizer for C64 or VIC	139
VIC products in stock - call for extra discounts	
<b>Victory Software for VIC and C64 in stock.</b>	

**APPLE—FRANKLIN ITEMS**

<b>FRANKLIN—complete line in stock</b>	
<b>QUENTIN Drives for Apple/Franklin</b>	<b>219</b>
Swapper Stopper	26
automatic switch between paddles and joystick	
<b>KRAFT Apple Joystick</b>	<b>40</b>
Kraft Apple Paddle Pair	30
Keala Pad Touch Tablet-Apple/Franklin	90
<b>SPINNAKER Software in stock</b>	
Broderbund Software in stock	
16K RAM Card for Apple	59
<b>Multiplan—Microsoft</b>	<b>185</b>
Solid Oak 2 Level Stand for Apple	29
Serial Card for Apple	89
<b>MCP RAM/80 column card for IIe (AP/TXT)</b>	<b>139</b>
Z80 Softcard and CP/M (Microsoft)	235
RANA Elite I with Controller	389
Parallel Printer Interface/Cable	69
<b>Microtek and MCP Interfaces in stock</b>	
Grappler + Interface	129
DC Hayes Micromodem II	299
<b>PFS: File or PFS: Report or PFS: Graph</b>	<b>95</b>
Videx 80 Column Card	209
<b>Apple Blue Book</b>	<b>19</b>

**commodore**

See us for Personal, Business, and Educational requirements. Educational Discounts available.

**PETSCAN I \$245 base price**

Allows you to connect up to 30 CBM/PET Computers to shared disk drives and printers. Completely transparent to the user. Perfect for schools or multiple word processing configurations. Base configuration supports 2 computers. Additional computer hookups \$100 each.

**COMPACT/STCP \$115**

Intelligent Terminal Package for PET, CBM, C64  
 Includes ACIA Hardware / STCP Software

**SCREENMAKER 80 Column Adapter for C64 139**

Provide big screen capability for business applications.

**Copy-Writer Word Processor for C64 49**

Full-featured package with 800 lines of text in memory. Includes double column printing, graphic capability, full printer support.

**Special Screenmaker/Copy-Writer Combo 179**

**VICTORY Software for VIC and C64**

Metamorphosis	16	Creator's Revenge	16
Labyrinth of Creator	16	Galactic Conquest	16
Kongo Kong	16	Annihilator	16
Chomper Man	16	Grave Robbers	13
Bounty Hunter	16	Adventure Pack I or II	16

**PAPER CLIP Word Processor - CBM/C64 99**

**ORACLE Data Base from Batteries Included 109**

**SPINNAKER Software C64, Apple, IBM, Atari**

Computer's First Book of PET/CBM 11

POWER ROM Utilities for PET/CBM 78

WordPro 4+ - 8032, disk, printer 295

VISICALC for PET, ATARI, or Apple 189

PET-TRAX PET to Epson Graphics Software 40

SM-KIT enhanced PET/CBM ROM UTILITIES 40

PET Spacemaker II ROM Switch 36

2 Meter PET to IEEE or IEEE to IEEE Cable 40

Dust Cover for PET, CBM, 4040, or 8050 8

**CmC Interfaces (ADA1800, ADA1450, SADI in stock)**

Programming the PET/CBM (Computer) - R. West 20

Computer's Machine Language for Beginners 11

**HES Software and Hardware in stock**

**UMI products in stock**

**FlexFile for PET/CBM/C64 \$49**

DataBase, Report Writer with calculations, Mailing Lists. Easy to use, and can be modified.

**FORTH for PET/C64 full FIG model - Cargile/Riley 50**

includes all FORTH 79 Standard extensions, structured 6502 assembler with nested decision macros, standard 16x64 screens, ability to read/write BASIC sequential files, sample programs, introductory + reference manual.

**Metacompiler for FORTH for independent object code 30**

**Floating Point for FORTH 20**

**KMMM PASCAL IV for PET/CBM/C64 99**

Virtually full Jensen-Wirth implementation is now suitable for advanced placement courses.

**EARL for PET/CBM Disk-based ASSEMBLER 65**

**SuperGraphics - BASIC Language Extensions 45**

Fast graphics, sound, turtle graphics routines for PET/CBM.

**RAM/ROM for PET/CBM 4K \$75 BK \$90**

**CBM Public Domain Software - C64/PET 27 disks 75**

**STAT for PET/CBM/C64 and Apple 95**

**Comprehensive Statistical Analysis Routines**  
 Includes complete file handling capabilities, summary statistics, confidence intervals, hypothesis tests, exponential mean tests, multiple and power series regression, analysis of variance, histograms, and non-parametric tests.

**PageMate 60 Command Word Processor 40**

Full-featured package for all Commodore computers (incl. VIC with 16K). Full screen editing, and supports disk, tape, and all printers.

**DISK SPECIALS**



Scotch (3M) 5" ss/dd	10/ 2.20	50/ 2.00	100/ 1.95
Scotch (3M) 5" ds/dd	10/ 3.05	50/ 2.80	100/ 2.75
Scotch (3M) 8" ss/sd	10/ 2.30	50/ 2.10	100/ 2.06
Scotch (3M) 8" ss/dd	10/ 2.85	50/ 2.70	100/ 2.65

**We stock VERBATIM DISKS**

Write for Dealer and OEM prices.

Sentinal 5" ss/dd	10/ 1.90	50/ 1.85	100/ 1.75
Sentinal 5" ds/dd	10/ 2.55	50/ 2.50	100/ 2.35

**We stock Dyan disks**

Wabash 5" ss/sd	10/ 1.50	50/ 1.45	100/ 1.40
Wabash 5" ss/dd	10/ 1.90	50/ 1.85	100/ 1.75
Wabash 5" ds/dd	10/ 2.60	50/ 2.50	100/ 2.40

**We stock MAXELL DISKS**

Write for dealer and OEM prices.

Disk Storage Pages 10 for \$4 Hub Rings 50 for \$6  
 Disk Library Cases 8"—3.00 5"—2.25

Head Disk Cleaning Kits 12  
 AMARAY Disk Storage Systems in stock  
 Innovative Concepts FLIP 'N' FILES in stock.

**CASSETTE TAPES—AGFA PE-611 PREMIUM**

C-10	10/ .61	50/ .58	100/ .50
C-30	10/ .85	50/ .82	100/ .70

**Hewlett Packard**



Write or call for prices.

**DATASHIELD BACKUP POWER SOURCE \$265**

Battery back up Uninterruptible Power Supply with surge and noise filtering. The answer to your power problems.

**MultiPlan—IBM or Apple 185**

Quadboard for IBM available

KOALA PAD Touch Tablets—Apple, Atari, IBM, CBM

**Peachtext 5000 Software Package 209**

**PFS Software for IBM and Apple in stock**

**SPINNAKER Software C64/VIC, Apple, IBM, Atari**

VOTRAX Personal Speech System 280

**BMC 9191 Color Monitor 229**

BMC 12A 12" Green Monitor 79

**Dynax (Brother) DX-15 Daisy Wheel Printer 469**

**Brother HR-25 Daisy Wheel Printer (25 cps) 769**

Itoh Prowriter Parallel Printer 379

**Panasonic 1090 Printer with Correspondence Mode 279**

Daisywriter 2000 with 48K buffer 1020

**Gemini 10X 299**

**EPSON, Okidata, Star Microfiche printers in stock**

USI CompuMOD 4 R F Modulator 29

**We Stock AMDEK Monitors**

Amdek DXY-100 Plotter 590

A P Products 15% OFF

**COMPUTER COVERUPS IN STOCK**

**BROOKS 6 Outlet Surge Suppressor/Noise Filter 54**

Surge Suppressor-6 outlet 29

Electrohome 1302-2 13" Hi-res RGB Monitor 335

Panasonic 12" Monitor (20 MHz) with audio 135

**Synertek SYM-1 Microcomputer 189**

**ALL BOOK and SOFTWARE PRICES DISCOUNTED**

USI Video Monitors—Green or AMBER 20 MHz hi-res.

Dealer and OEM inquiries invited

**ZENITH data systems**

ZVM-122A 109 ZVM-123G 95

ZVM-131 300 ZVM-135 490

Z29 Terminal (DEC and ADM compatible) 680

ZT-10 Intel Terminal with Serial Port 340

Z100 16-bit/8-bit System CALL

We stock entire Zenith line.

**ATARI - WE STOCK ENTIRE LINE**

SPINNAKER and Broderbund Software in Stock

215-822-7727  
 252 Bethlehem Pike  
 Colmar, PA 18915

**A B Computers**

**WRITE FOR CATALOG.** Add \$1.50 per order for United Parcel. We pay balance of UPS surface shipping charges on all prepaid orders (add extra for mail, APO/FPO, air). Prices include cash discount. Regular prices slightly higher. Prices subject to change.

## Library Robots

Almost all librarians can use more help. Many librarians are "adopting" robot mascots. A robot can act as a librarian's assistant and "public relations agent."

A librarian who adopts a robot can't expect it to shelve books or file cards in the card catalog. Today's robots are too primitive for that kind of assignment. But there is still a lot they can do.

Robots are extremely powerful attention-getters.

A talking robot can lead library activities and announce upcoming library events.

A mobile robot can roll around the room carrying a sign or wearing a billboard advertising the library's new books or attracting the kids' attention to the librarian's messages and new services.

When a robot arrives from the factory, it is usually "naked." Kids in art class can design a wardrobe for the robot. The robot can wear the school emblem and the school colors. It can wear special costumes for holidays like Halloween, Easter, Chanukah, and Christmas.

Children can design a musical language for the robot, and teach it library manners.

A robot makes a terrific librarian's assistant, and it is one of the less expensive computer peripherals. Robots like the Tiny Turtle from Harvard Associates and FRED and TOPO from Androbot are less than \$500. (FRED is only \$200.) For more information, write or call:


**Androbot**  
101 East Daggett Drive  
San Jose, CA 95134  
408/262-8676

**Harvard Associates**  
260 Beacon Street  
Somerville, MA 02143  
617/492-0660

## Computer Intimacy

Everyone is pressing children and adults to become computer literate, but before anyone can truly become computer literate, they must first become computer *intimate*. To be computer intimate they don't need to know how the computer works, only how to make it work. They must be comfortable and relaxed with the computer and be able to use it to work, learn, or play.

Often there isn't time for children to become intimate with a computer during the school day. There are just too many students and too few computers. And adults who are interested in computers are frequently too fearful and wary of computers to shop for one in a relaxed and objective manner.



Harry Blair

Also, the first experience many people have with computers is pretty dreary. They are expected to dive immediately into the technical details of computer programming, or they are subjected to a dry, textbookish CAI program to learn vocabulary words or arithmetic skills, or they are shown a screen full of numbers or dull, uninteresting files and records.

Most people first use computers in a class or on the job. Thus, they must learn something serious or work-related.

But a computer in a library is different. It is there as a resource, a tool, a thoughtful, challenging game, and *as a way to spend one's time learning about things one wants to learn about.*

A library is a place where a person can become intimate with computers.

Librarians should look for computer programs which are attractive, easy and enjoyable to use, and which children and adults can use for hobbies, supplementary, self-motivated and self-guided learning, and for personal enrichment.

The library computer can become each person's personal learning companion and tutor.

## Homework And Community Loan

Libraries can also buy computer programs that turn the computer into a general-purpose tool to help students with class assignments and



homework. The computer can have a word processing program so students can work on book reports in the library. It can have graphics and music "builder kits" to help kids with art and music assignments. Children and adults can use data management, listmaker, calendar, and time management programs as electronic notebooks and to schedule and prepare assignments. New computer math tools help children with math classes in arithmetic, geometry, algebra, and trigonometry.

Libraries can also work with parents in the community to get donations of old computers, programs, and computer equipment. Everything can be cataloged, then loaned to low-income families in the community who are interested in computers but unable to afford them.

### Computer And Robot Activities

Older students can program the library robot to become a tutor for younger children. The robot can teach directionality, counting, letters of the alphabet, spelling, colors, and other basic kinds of knowledge and skills.

Older students can form a library software department and write software to help the library—especially learning programs for different classes in school, and programs that maintain an electronic data base of computer and robot resources available at the library. Librarians should especially encourage team programming projects where groups of students work together.

Students can be encouraged to use the library computers to create their own electronic "choose your own adventure" stories. The program listings for the stories can be printed out and bound by the art classes and put on a special bookshelf in the library. The stories should be public domain so that students can copy the original stories, add to them, change them, and make them into new stories. The stories can become ongoing, evolving electronic books.

### The Electronic Library

Each personal computer in the library should have a modem or acoustic coupler attached. This device lets the library computer talk to electronic data banks and information services via the telephone. These services are an electronic "annex" to the library.

Most information services are easy to use and relatively inexpensive. There is no need to organize elaborate, formal projects around these services at first. It is very educational for librarians and child and adult patrons to "browse" through these services and the information they offer. After everyone becomes comfortable using the electronic library, activities and uses will suggest themselves naturally.

### Watch Me!

Perhaps the greatest justification for having computers and robots in libraries is so the librarians can learn more about these devices—in the manner they choose and at their own pace. They can control and regulate the influx of new technology rather than be overwhelmed by it.

The best way for librarians to become comfortable with the new technology is for them to look over the shoulders of the children who are teaching the robot and computers new tricks. They'll pick up the children's love and enthusiasm for these machines quickly, and they'll find themselves learning how robots and computers work. Pretty soon they'll be dreaming up new projects for the computers and thinking about adopting a second robot.

As more and more of our knowledge, information, stories, and culture are converted to an electronic format, it will be up to the librarian to acquire the machines and the expertise to give everyone access. These machines and the librarian's expertise are the windows and doorways to the information people need. The librarian's job is to be there to make sure that the windows and doorways are open wide so that the riches stored inside these machines are available to everyone. ©

## Establish order with your Commodore.

Our *Homework Helper* is a powerful organizational tool inside a cartridge. Just plug it into your Commodore 64 for a completely menu driven program that's easy to use and a big help with homework.

Your child can keep record of assignments. Or use the provided book report formats. Or generate problem worksheets. A practical applications way to teach or learn computer literacy.

Homework Helper is available in cartridge only and requires at least one disk drive. And it is priced at only \$39.95. When ordering, ask for AS-04.



VISA and MasterCard welcome. To order by phone, call (408) 866-8579.

If ordering by mail, send Cashier's check or Money Order. (Personal checks take 10 days to clear.) C.O.D.'s add \$5.00.

Please state items you are ordering, quantity and the price of each item. Allow 4 to 6 weeks delivery. Add 5% of total order for shipping and handling. CA residents add 6.5% sales tax.

For more information on other Navarone products request our catalog. Dealer inquiries welcome.

Navarone Industries, 510 Lawrence Expressway, #800  
Sunnyvale, CA 94086, (408) 866-8579

# Learning With Computers

---

Glenn M Kleiman

## Potentials And Limitations

This month marks the beginning of the third year of the "Learning With Computers" column. During the past 24 months, we have discussed many of the ways computers can be used in education and we have reviewed many programs and publications. These columns were intended to provide readers with information about specific applications and products that would help them use computers as educational tools.

In this and next month's columns, we will step back from the specifics to get a broader perspective. This month we'll consider the nature of computers, their potential educational applications, and their limitations. Next month we'll explore issues educators face when incorporating computers into their schools.

### The Nature Of Computers

In order to understand what computers can and cannot do, it is helpful to know something about their basic nature. Two main points are essential to begin understanding computers. The first is that computers are tools for working with information—words, numbers, pictures, and sounds. Tools expand our capabilities. Some tools, such as hammers and pulleys, expand our physical capabilities. Other tools, such as telescopes and telephones, expand our sensory capabilities. Computers are tools that expand our mental capabilities.

Other machines, such as tape recorders and calculators, also help us work with information. However, each of these machines is limited to performing specific operations (such as storage or calculation) upon specific types of information (such as sounds or numbers). An advantage of computers is that they can perform a wide variety of processes upon all types of information. Computers can help us store, retrieve, organize, com-

pare, modify, communicate, and analyze words, numbers, pictures, and sounds.

The second important point about computers is that in order to do anything at all, they must be given instructions in the form of a *program*. A program is a set of detailed, step-by-step instructions, written in a language the computer can process. Computers obey the instructions in a program exactly. They have no common sense or knowledge of how things are typically done. They cannot interpret a vague or ambiguous instruction, no matter how obvious it would be to a person. Therefore, whenever you hear "The computer did..." you should interpret it to mean "The computer was programmed to do...."

Each program tells the computer how to perform certain functions. The remarkable flexibility of computers is due to their ability to follow the instructions of an infinite variety of different programs.

### The Potential Of Computers In Education

The flexible information processing capability of computers makes them potentially useful in a wide variety of educational applications. They can facilitate teaching and learning at all levels, from preschool children mastering the alphabet to doctors learning new diagnostic techniques. And they can be used effectively in all subjects.

Computers open new ways of developing thinking and problem-solving skills, and they provide new possibilities for learning through active exploration. They can make lessons, drills, tests, and record keeping more efficient, thereby freeing teachers to spend more time providing individualized instruction. They can make many types of lessons more interesting and motivating for students, and they can make enormous



amounts of information readily available.

The widespread availability of computers could lead to fundamental changes in classroom teaching and learning, more successful remediation of learning problems, new means of educating handicapped individuals, and expanded opportunities for self-directed and home-based education.

## Seven Categories

We can divide the educational applications of computers into seven general categories:

1. Computer tools for creative writing, art, and music. Computerized word processing makes creating and revising any type of writing much easier. It encourages students to write, revise, and edit more, and thereby leads to improved writing. Students can also use computers as a new way to create art and music. Computer art makes new possibilities, such as animations and special effects, readily available to children. Students can also create their own musical compositions and experiment with notes and rhythms, even if they haven't yet learned to play any instrument.

2. Computer tools for gathering, organizing, and analyzing information. Personal computers can be connected to large computers via modems and telephone lines and then used to access all sorts of information. Once the needed information is obtained, computers can be used to store, organize, and analyze it.

3. Computer programming. By learning to program, students acquire a better understanding of the nature of computers. Programming also helps students develop their thinking and problem-solving skills, as well as careful, systematic work habits. In addition, many students find that controlling a computer by writing their own programs is fun and exciting.

4. Computer simulations. Simulations enable students to explore situations and events created within the computer. For example, students can learn about the business world by managing a simulated business. Complex interactions and effects over long periods of time can be simulated almost instantly. Students can perform many types of simulated explorations and experiments that would be too expensive, dangerous, or time-consuming to perform in actuality. Simulations encourage active, exploratory learning, and they can lead to insights into phenomena that cannot be brought into the classroom in any other way.

5. Computerized playful exercises for the mind. These are games, puzzles, and creative tools which help children develop reading, math, memory, problem-solving, and other mental abilities.

6. Computerized lessons. Computers make it possible to tailor lessons appropriate for each individual. Good instructional programs present information, ask questions, give immediate feedback, provide information to clarify students' misconceptions, and adjust the difficulty and speed of presentation to each student's level.

7. Computerized drill and practice. Computers have special advantages for repetitive drill work. They can continuously adjust the level of the drill to be appropriate for each individual, and they can immediately let the student know whether each response was correct or incorrect, slow or fast. Furthermore, computers never show signs of fatigue or impatience, no matter how many repetitions a student needs.

One of the critical questions teachers, parents, and school administrators face is: In which of these ways should computers be used? Unfortunately, the easy answer—all of them—is not feasible with available budgets, time, and personnel. We will discuss this question further next month.

## The Limitations Of Computers

While computers can serve many valuable educational functions, they do not magically solve all problems. They don't help us decide what to teach or how to teach it. Computers can be used whether we choose to emphasize basic reading, writing, and arithmetic skills; rote memorization; or thinking skills. They can be used in the most competitive settings and the most cooperative ones, in the most structured classrooms and the most open ones. They can be used in conjunction with the best teaching practices and the worst. Depending upon how we use them, computers can bore or motivate, intimidate or encourage, threaten or challenge.

The introduction of computers does not solve the issues of equal opportunity in schools. In fact, it brings these issues into sharp relief. Will computers be available in the inner-city schools as well as the suburban schools? Will computers be introduced in a way that will encourage boys to learn programming but discourage girls? Will computers be used to direct remedial students in drills, but to encourage creativity and problem-solving for others? That is, will some children learn to be directed by computers while others learn how to direct computers?

Computers are tools, not decision makers. No matter how powerful computers become, they can never resolve the difficult, classical issues of education—what we choose to emphasize in schools, what teaching methods we employ, how we organize our schools and our classrooms, what standards we set for students, and how we can best distribute the limited resources available for education.

# Micros With The Handicapped

Susan Semancik & Wini Benvenuti

## Special Education Applications

Educational handicaps can be devastating, not only to a student's personal and career development, but also as obstacles to achieving a high self-esteem, as well as gaining peer group respect.

We know from our mail that computer applications in special education are of great interest to our readers, so we will be exploring ways the computer can be used to help and evaluate special education students. The Delmarva Computer Club has purchased an Atari computer and tape recorder, which will be loaned to a special education teacher for use in one of our local public elementary schools.

The Atari was chosen for several reasons: a) relatively inexpensive; b) ability to easily display different sized and colored letters, numbers, and characters; c) ability to play taped voices over the TV set; d) sound capability; e) standard joystick interface; and f) familiarity of several club members with the system.

By working closely with the teacher, we hope to develop computer programs and methods to enhance the special education program in our area, and to share some of these programs, results, and insights with our readers in this column. We would appreciate suggestions for program ideas and techniques, as well as feedback from those trying the programs we develop.

The communication series we just concluded in this column relied heavily on menus as an input method for the motor-impaired. Menus can also be used advantageously in special education. All options are shown on the screen. If they are self-explanatory, they should eliminate complicated or lengthy directions to be mastered before the program can be used.

### Eliminating The Keyboard

Another technique that simplifies the use of the

computer for very young special education students is eliminating the keyboard as an input device. Using a joystick or light pen to select the options presented on the screen reduces the number of choices, and the student may feel less threatened or confused.

Part of the problem some students have with counting, for example, involves a loss of continuity when they can't remember the next counting number. When provided with the next number, some students can't continue counting from that point, but must start again from the beginning.

The program presented here is our first attempt at a computer aid for this learning difficulty. A target number is shown at the top of the screen, indicating how high the student must count. The student can enter a number by typing any of the digits from 0 through 9, followed by a RETURN key. We are using graphics mode 2, which gives the largest characters in any of four colors. The number being entered appears in blue at the right edge of the screen. If it is the next counting number, it moves to the left and changes to a gold color, joining the previously entered correct numbers in line. If it is wrong, the entered digits for the number disappear. When the student does enter the correct number, it will appear as red digits in the line, so both the teacher and the student can see the numbers with which the student has problems.

In this graphics mode, the screen width is only 20 characters wide. By using the joystick, the student can scroll the entered numbers left or right to view whatever part of the line is desired. By moving the joystick down, the student will instantly see the number line from the first entered number; and by moving it up, the number line can be viewed at the end of the numbers entered.

By having the computer offer an enjoyable



**INCREDIBLE  
SAVINGS**

Make Your First Impression Your Best

# Finally... Computer Paper Products delivered to your doorstep

**STOCK TAB  
COMPUTER  
PAPER**

**ONLY**

**\$29<sup>85</sup>\***

9½" x 11" 20 lb. Laser Cut  
Case of 2,500

\* Plus Sales Tax \* Plus UPS

**\$24<sup>85</sup>**

9½" x 11" 18 lb.  
reg. Bond  
Case of 3,000

## UNHEARD OF PRICES ON:

**Maxell Diskettes** \$21.50 per box  
of 10, single sided, double density.

**Avery Labels**

**Letterheads/Envelopes**

**Ribbons/Print Wheels**

**Business Forms/Checks**

2% discount for members of  
computer users groups.

**★ We Challenge You  
To Beat Our Prices**

CALL TOLL-FREE

**1-800-556-4455**

SAME DAY SHIPPING  
IF ORDERED BY 2 PM



**PRESTIGE ENVELOPE &  
PAPER CORP.**

15445 Ventura Blvd. P.O. Box 5973-372  
Sherman Oaks, CA 91413

"The finest name in paper and business forms"

version of a repetitive task, the student will have a more positive attitude which should improve the learning environment.

### Menu Selection With A Joystick

```
5 DIM S$(300),T$(40)
10 W=20:S$(1)=" ":S$(W)=" ":S$(2)=S$(1)
20 T=30:P=W+1:FOR I=1 TO T:T$=STR$(I):L=LEN(T$):FOR J=1 TO L
30 IF T$(J,J)="0" THEN T$(J,J)="0"
40 NEXT J:T$(L+1)=" ":S$(P)=T$:P=P+L+1:NEXT I
45 GRAPHICS 2+16:POKE 752,1
46 T$=STR$(T):POSITION W/2-LEN(T$)/2,0:FOR I=1 TO LEN(T$):K=ASC(T$(I,I))
47 IF K=48 THEN K=79
48 ? #6;CHR$(K);:NEXT I
50 N=0:PS=1:PE=W:OPEN #1,4,0,"K:"
55 C=0
60 V=0:L=0:T$=""
70 IF N=T THEN CLOSE #1:? S$:END
80 POSITION 0,5:? #6;S$(PS,PE);
90 POKE 764,255
95 IF STICK(0)<>15 THEN 95
100 IF PEEK(764)=255 AND STICK(0)=15 THEN 100
110 IF STICK(0)<>15 THEN 250
120 GET #1,K
130 IF K=155 THEN 200
140 IF K<48 OR K>57 THEN 90
150 V=V*10+K-48
```

```
160 PS=PS+1:POSITION 0,5:? #6;S$(PS,PE);
170 IF K=48 THEN K=79
175 L=L+1:T$(L,L)=CHR$(K-32+64*(K=79)):POSITION W-L,5:? #6;T$
180 GOTO 90
200 IF V<>N+1 THEN PS=PS-L:C=C+1:GOTO 60
210 N=N+1:PS=PS+1:PE=PE+L+1:IF C=0 THEN 60
220 T$=STR$(N):L=LEN(T$):A=ADR(S$)-1:FOR I=PE-L TO PE-1:POKE A+I,PEEK(A+I)+96+64*(PEEK(A+I)=79):NEXT I:GOTO 55
250 IF V THEN 90
255 XS=PS:XE=PE
260 Z=STICK(0):IF Z=15 THEN 260
270 IF Z=13 THEN XS=3:XE=W+2:GOTO 400
280 IF Z=14 THEN 70
290 IF Z<>7 THEN 320
295 IF XE>=PE THEN 70
300 A=ADR(S$):P=PE:FOR I=XE+1 TO PE:IF PEEK(A+I)=32 THEN P=I:I=PE
310 NEXT I:A=P-XE:XS=XS+A:XE=XE+A:GO TO 400
320 IF Z<>11 THEN 260
325 IF XS<=3 THEN 260
330 A=ADR(S$):P=1:FOR I=XE-1 TO 1 STEP -1:IF PEEK(A+I-1)=32 THEN P=I:I=1
340 NEXT I:A=XE-P:XS=XS-A:XE=XE-A
400 POSITION 0,5:? #6;S$(XS,XE):GOTO 260
```

## Computing To Read

Fred D'Ignazio, Associate Editor



When Catie was four years old, lots of children used to come to our house to play with our computers. Many of the children were older than Catie, and their favorite programs were the graphics-and-text adventure games.

Older children (8 to 14) used to spend hours at our house playing Epyx's *Crush, Crumble and Chomp!* *The Movie Monster Game*, Sirius Software's *Copts and Robbers*, and On-Line Systems' *Cranston Manor*.

The games are a lot like the "choose-your-own-adventure" books from Bantam, TSR Hobbies, Pocket Books/Archway, and other publishers. They are electronic "interactive novels," with the child playing the lead role—as hero, heroine, villain, or monster.

In the computer's story world, the child is important; what she does matters. When she makes a decision it changes the whole course of the story. She enters a world where she alone is at the center of the stage.

In addition, the child gets to choose the pace

---

*Fred D'Ignazio is a computer enthusiast and author of several books on computers for young people. His books include Katie and the Computer (Creative Computing), Chip Mitchell: The Case of the Stolen Computer Brains (Dutton/Lodestar), The Star Wars Question and Answer Book About Computers (Random House), and How To Get Intimate With Your Computer (A 10-Step Plan To Conquer Computer Anxiety) (McGraw-Hill).*

*As the father of two young children, Fred has become concerned with introducing the computer to children as a wonderful tool rather than as a forbidding electronic device. His column appears monthly in COMPUTE!.*

of the story. When she boots up the disk (most of these story games appear on disk or cartridge, since they are based on very long programs), a picture appears on the screen. This is the first frame in the electronic picture book. Underneath the picture are a couple of brief sentences and a question. The statements might say something like "You are in a purple maze. All the doors are locked." The question might ask, "What do you do now?"

The child must decide what to do. But she isn't rushed. She can proceed through the story world inside the computer at her own pace. Or she can leave that world and walk into the kitchen for a glass of apple juice or a cookie. She can talk to a friend on the telephone. When she is ready to reenter the story world, she can come back to the computer and slide back into the story.

### Power Words

Catie spent hours watching the older children play the story games. At first she was happy to stand nearby and watch them play. Then she got bored just watching. She began climbing up on the kids' laps and begging to push some of the buttons.

She wanted, at first, to push the buttons the other children had chosen. Later on, this was not enough; she wanted to choose the buttons herself. Eventually, she made herself such a nuisance that the others stopped playing with her. For a brief time my wife, Janet, and I had to ban her from the computer room because she was so disruptive.



That's when Catie began to play the games on her own.

The older kids were so relieved that they helped Catie by writing down lots of the key words she would need to know to play the games. They wrote these *power words* down on little scraps of pink and blue paper, and Catie taped them to the



# INSTASHIP

computer center  
stores



(Prices subject to change)

ATARI	ANDROBOT	COMMODORE/ATARI AUTO-EVERYTHING MODEM	TO ORDER
<p>600XL 16K Computer . . . **            800XL 64K Computer . . . **            1200XL 64K Computer . . . 206*            1400XL 64K Computer . . . **            1450XLD 64K Computer . . . **            1010 Program recorder . . . 74            1020 Printer plotter . . . 227            1025 80 column printer . . . 414            1027 letter qual. ptr. . . . 265            1050 Disc drive . . . . . 331            CX85 Numerical keypad . . . 94            CX77 Touch Tablet . . . . 62            850 Interface module . . . 163            XXL4002 Basic Cartridge . . 37            AX2025 Microsoft Basic . . . 62            KX7097 Logo . . . . . 70            CXL4018 Pilot . . . . . 55            20102 APX Pascal . . . . . 34            RX8036 AtariWriter . . . . 68            DX5049 VisiCalc . . . . . 143            CX414 The Bookkeeper . . . 102            CX421 Family Finances . . . 34            XC415 Home Filing Mgr. . . 34            DX5048 Paint . . . . . 29</p>	<p>The first real personal robots are here and you can have one in your home. They all accept forthcoming software which will allow them to perform increasingly complex tasks. TOPO operates by radio control from your home computer while B.O.B. is complete with computers built in.</p> <p>TOPO w.o voice &amp; sensors . . . . .            TOPO w. voice &amp; sensors B.O.B. . . . .</p>	<p>Announcing the first complete, low cost modem with a built-in parallel printer interface. Now your Atari, Vic-20, and Commodore 64 can send, receive, and print messages simultaneously. This 300 baud, direct connect, autodial autoanswer modem includes a centronics port, cable, and terminal software listings. State model of your computer. Dealer inquiries invited.</p> <p>Auto-Print Microconnection Modem . . . . . \$149</p>	<p>Use TOLL-FREE order number!</p> <p><b>800-841-9494</b></p> <p>For information (or in Calif.) call 408- 246-5710 (10 to 5 PDT). VISA and MASTERCARD accepted. Prices are as listed plus 5% shipping and handling. Calif. Residents please add 6.5% sales tax.</p> <p>* INSTASHIP is our word for sending merchandise to you as fast as we possibly can (sometimes within minutes of your order). There will be a delay when personal checks clear, on holidays, and when U.P.S. is inactive.</p> <p>* after mfg.'s rebate.            ** our cost plus 10%.</p>
<p><b>COMMODORE</b></p> <p>Skyles Basicalc 64 . . . . . 45            Skyles Victree 64 . . . . . 66            Skyles Arrow 64 . . . . . 35  <b>Wordpro3plus/64 \$63</b>            Modem-ware 64 . . . . . 39            Mirage 64 data base . . . . 79            5 Vic-20 game cartridges . . 39</p>	<p><b>MODEM-WARE</b></p> <p>Complete telecommunication package for Commodore computers. Requires IEEE modem and disk drive for 4032 and 8032 computers. Datasette for PET 2001. Features upload, download, save to disk, printer, error checking. Tape version supports printer only.</p> <p>Modem-ware 1 (tape) . . \$14            Modem-ware 3+ . . . . . 39            Modem-ware 64 . . . . . 39</p>	<p><b>JOIN THE VIDEO ADVENTURE CLUB</b></p> <p>Just \$5 per month lets you choose from our library of hundreds of games for your Odyssey, Atari 2600 &amp; 5200, Colecovision, Intellivision or home computer system. Ask for your FREE brochure with all of the exciting details!</p>	<p><b>VISIT US</b></p> <p>Computer Center, 930 Town and Country Village, San Jose, California 95128, and 160 East El Camino Real, Mountain View, California 94040. Phone (408) 246-5710</p>

# Business Specials

- Bank Street Writer  
\$48.00
- Home Accountant  
\$48.00
- Household Finance (D)  
\$23.00
- Home Inventory (D)  
\$12.00
- Paper Clip
- Word Processor  
\$89.00
- Omnicalc (D)  
\$34.00
- Practicalc (D) 64  
\$39.00
- Multiplan  
\$65.00

- HESWARE**
- Hes Modem . . . . . 69
- COMMODORE**
- Automodem . . . . . 95
- DATA 20**
- Video Pak 80 . . . . . 119
- Z-80 Video Pak . . . . . 209
- Video Cable . . . . . 10
- Printer Interface Cable . . . . . 59

- KOALA TECHNOLOGIES CORPORATION**
- Koala Pad Touch Tablet . . . . . 69

## Apple Hit List

- The Quest . . . . . \$ 15
- Minit Man . . . . . \$ 15
- The Coveted Mirror . . . . . \$ 15
- Zork I, II, III ea. . . . . \$ 27
- Deadline . . . . . \$ 34
- Starcross . . . . . \$ 34
- Witness . . . . . \$ 34
- Planetfall . . . . . \$ 34
- Enchanter . . . . . \$ 34
- Infidel . . . . . \$ 34
- Wizardry . . . . . \$ 34
- Knight of Diamonds . . . . . \$ 23
- Legacy of Lyligammon . . . . . \$ 27
- Spare Change . . . . . \$ 23
- Lode Runner . . . . . \$ 23
- Temple of Apshai . . . . . \$ 27
- Jumpman . . . . . \$ 27
- Zaxxon . . . . . \$ 27
- Pooyan . . . . . \$ 20
- Sargon III . . . . . \$ 35
- Songwriter . . . . . \$ 27
- Sammy Lightfoot . . . . . \$ 20

- Sticky Bear Numbers/Xerox . . . \$ 30
- Sticky Bear ABC/Xerox . . . \$ 30
- Sticky Bear Opposites/Xerox . . . \$ 27
- Sticky Bear Shapes/Xerox . . . \$ 27
- In Search of Most Amazing Thing  
Spinnaker . . . . . \$ 27
- Hey Diddle Diddle/Spinnaker . . . \$ 20
- Snooper Troops 1 & 2/Spinnaker Ea \$ 30
- Delta Drawing/Spinnaker . . . \$ 34
- Story Machine/Spinnaker . . . \$ 23
- Face Maker/Spinnaker . . . \$ 23
- Rhymes & Riddles/Spinnaker . . . \$ 20
- Alphabet Zoo/Spinnaker . . . \$ 20
- Plato Whole Numbers . . . \$ 39
- Plato Decimals . . . \$ 39
- Plato Fractions . . . \$ 39
- PDI Preschool Builder . . . \$ 24
- Match Wits/CBS . . . \$ 20
- Mastering the S.A.T./CBS . . . \$ 99
- Early Games for Young Children/  
Counterpoint . . . . . \$ 20
- Early Games Music/Counterpoint . . . \$ 20

# Computer Outlet



64

- 1525 Printer . . . . . \$229
- 1530 Datasette . . . . . \$ 64
- 1541 Disk Drive . . . . . \$249
- 1600 Modem . . . . . \$ 89
- 1702 Commodore Monitor . \$289
- VIC 1311 Joystick . . . . . \$ 8
- VIC 1312 Game Paddles . . . \$ 16

- Avalon Hill**
- B-1 Nuclear Bomber (C) . . . . . \$ 12
- Midway Campaign (C) . . . . . \$ 12
- Nukewar (C) . . . . . \$ 12
- Planet Miners (C) . . . . . \$ 12
- Computer Stocks & Bonds (C) . . . \$ 15
- Andromeda Conquest (C) . . . \$ 14
- Computer Football Strategy (C) . . . \$ 12
- Telengard (C) . . . . . \$ 16

- Broderbund**
- David's Midnight Magic . . . . . \$ 23
- Choplifter (CT) . . . . . \$ 34
- Serpentine (CT) . . . . . \$ 27
- Sea Fox (CT) . . . . . \$ 27

- CBS Software**
- Math/Addition & Subtraction (D) . . . \$ 17
- Math/Mult./Division (D) . . . \$ 17

- Datamost**
- Monster Smash . . . . . \$ 23
- Paint Magic . . . . . \$ 33

- Davidson**
- Speed Reader II/D . . . . . \$ 17
- Word Attack/D . . . . . \$ 34
- Mathblaster/D . . . . . \$ 34

- Don't Ask (Tronix)**
- SA M . . . . . \$ 45
- Chatterbee . . . . . \$ 27
- EPYX/Automated Simulations**
- Jump Man (D) . . . . . \$ 27
- Temple of Apshai . . . . . \$ 27
- Jumpman Jr./CRT . . . . . \$ 27
- Pitstop/CRT . . . . . \$ 27

- Hayden**
- Micro Addition (D) or (C) . . . . . \$ 15
- Micro Division (D or C) . . . . . \$ 15
- Micro Multiplication (D or C) . . . \$ 15
- Micro Subtraction (D or C) . . . \$ 15
- Monkey See, Monkey Spell . . . \$ 20
- Sargon II . . . . . \$ 23

- Human Engineered Software**
- Retro Ball (CRT) . . . . . \$ 27
- Hesmon (CRT) . . . . . \$ 27
- Turtle Graphics II (CRT) . . . \$ 45
- Heswriter 64 (CRT) . . . \$ 35
- Gridrunner (CRT) . . . . . \$ 23
- Paint Brush (CRT) . . . . . \$ 23
- Synthesound 64 . . . . . \$ 23

- Infocom**
- Zork I, II, III Ea. . . . . \$ 27
- Deadline (D) . . . . . \$ 34
- Starcross . . . . . \$ 27
- Witness . . . . . \$ 34
- Planetfall . . . . . \$ 34
- Infidel . . . . . \$ 34

- Lightning**
- Mastertype/D . . . . . \$ 27
- Songwriter/D . . . . . \$ 27

- Spinnaker**
- Snooper Troops #1 (D) . . . . . \$ 30
- Face Maker (D) . . . . . \$ 23
- Kindercomp (D) . . . . . \$ 20
- Hey Diddle . . . . . \$ 20
- In Search of the Most Amazing Thing \$ 27
- Fraction Fever (CRT) . . . . . \$ 20
- Alphabet Zoo (CRT) . . . . . \$ 20
- Delta Drawing (CRT) . . . . . \$ 20
- Kids of Keys (CRT) . . . . . \$ 23
- Delta Music (CRT) . . . . . \$ 23

- Sierra On-Line**
- Frogger (D) . . . . . \$ 25
- Crossfire . . . . . \$ 15
- Jaw Breaker . . . . . \$ 20
- Threshold (CRT) . . . . . \$ 27
- Sammy Light Foot (CRT) . . . . . \$ 20
- Apple Cider Spider . . . . . \$ 23
- Sirius Software**
- Blade of Blackpool (D) . . . . . \$ 27
- Type Attack (CRT) . . . . . \$ 27
- Critical Mass (D) . . . . . \$ 27
- Bandits . . . . . \$ 23

- Strategic Simulations**
- Combat Leader . . . . . \$ 27
- Geopolitique 1990 . . . . . \$ 27
- Knights of the Desert . . . . . \$ 27

- Sub-Logic**
- Flight Simulator II/D . . . . . \$ 39
- Night Mission Pinball . . . . . \$ 20

- Timeworks**
- Data Manager . . . . . \$ 17
- Wall Street . . . . . \$ 17
- Electronic Checkbook . . . . . \$ 17
- Money Manager . . . . . \$ 17
- General Ledger . . . . . \$ 65

## Apple/Educational

- Wizare Microzine/Scholastic . . . \$ 27
- Juggles Rainbow/Learning Co . . . \$ 20
- Bumble Games/Learning Co . . . \$ 27
- Bumble Plot/Learning Co. . . . \$ 27
- Gertrudes Secrets/Learning Co. . . \$ 30
- Gertrudes Puzzles/Learning Co. . . \$ 30
- Rocky's Boots/Learning Co . . . \$ 34
- Compu-Read/Edu Ware . . . . . \$ 23
- Spelling Bee with Reading Primer . . . \$ 27
- Algebra I/Eduwae . . . . . \$ 34
- Fractions/Eduware . . . . . \$ 34
- Decimals/Eduware . . . . . \$ 34
- Master Type/Lighting . . . . . \$ 27
- Type Attack/Sirius . . . . . \$ 27
- S.A.T. Word Attack/Harcourt  
Base . . . . . \$ 34
- Word Attack/Davidson . . . . . \$ 34
- Math Blaster/Davidson . . . . . \$ 34
- Speed Reader II/Davidson . . . . . \$ 48
- Spellcopier/Designware . . . . . \$ 27
- Micro Multiplication/Hayden . . . \$ 20

## VIC 20 Software

- Kindercomp/CRT . . . . . \$ 23
- Story Machine/CRT . . . . . \$ 23
- FaceMaker/CRT . . . . . \$ 23
- Lode Runner/CRT . . . . . \$ 23
- Mastertype/CRT . . . . . \$ 27
- Q Bert/CRT . . . . . \$ 35
- Frogger/CRT . . . . . \$ 35
- Star Trek/CRT . . . . . \$ 27
- Buck Rogers/CRT . . . . . \$ 27
- Early Games/CASS . . . . . \$ 20
- Early Games Match Maker . . . . . \$ 20
- Pipes/CRT . . . . . \$ 20
- Serpentine/CRT . . . . . \$ 20
- A.E./CRT . . . . . \$ 23
- Sea Fox/CRT . . . . . \$ 23
- Sky Blazer/CRT . . . . . \$ 23
- Temple of Apshai . . . . . \$ 27
- Fun with Music . . . . . \$ 27
- Submarine Commander . . . . . \$ 27
- Computer War . . . . . \$ 27
- B-1 Nuclear Bomber . . . . . \$ 12
- Tank Arcade . . . . . \$ 12



# Computer Outlet

We offer the largest selection of software and hardware  
for Apple, Atari, Commodore, IBM and Kaypro at  
25 to 40% off retail.

1095 East Twain, Las Vegas, NV 89109 • Mon.-Fri. 8AM to 6PM, Sat. 9AM to 5PM



# Cuts Prices

## Atari, Inc.

Entertainer System	\$ 64
482 Educator	\$110
483 Programmer	\$ 52
Communicator II	\$209
Atari Accounting	\$169
CX4104 Mailing List	\$ 19
CXL4007 Music Composer	\$ 42
Programming 2 & 3	Ea. \$ 22
Conversational Languages	Ea. \$ 45
CX4018 Pilot	\$ 55
CX405 Pilot	\$ 99
CXB 126 Microsoft Basic II	\$ 62
CXL 4020 Centipede	\$ 33
CXL4006 Super Breakout	\$ 26
CXL4008 Space Invaders	\$ 26
CXL4009 Computer Chess	\$ 26
CXL4011 Star Raiders	\$ 33
CXL4012 Missile Command	\$ 26
CXL4013 Asteroids	\$ 26
The Bookkeeper	\$102
Home Filing Manager	\$ 65
Atari Speed Reading	\$ 54
Home Manager Kit	\$ 55
Family Finance	\$ 36
Time Wise	\$ 23
Galaxian	\$ 33
Defender	\$ 33
Paint	\$ 33
Qix	\$ 33
Dig Dug	\$ 33
ET Phone Home	\$ 34
Atari Writer	\$ 75
Donkey Kong	\$ 36
Donkey Kong, Jr.	\$ 38
Pac Man	\$ 33
Ms. Pac Man	\$ 36
Atari Logo	\$ 72
Mickey in the Great Outdoors/D.	\$ 30
Peter Pan's Daring Escape	\$ 36
Pengo	\$ 33
Robotron 2084	\$ 33
Pole Position	\$ 36
Eastern Front	\$ 33

## Business & Utilities

Visicalc	\$169
Computer's Financial Wizard	\$ 45
New Color Accountant	\$ 65
Data Perfect	\$ 69
Letter Perfect	\$ 69
Letter Wizard	\$ 45
Bank Street Writer	\$ 45
Money Wizard	\$ 45
Text/Spell Wizard Combo	\$ 53
Syn File +	\$ 65
Syn Text	\$ 23
Syn Mail	\$ 34
Basic Compiler	\$ 55
Graphics Generator	\$ 17
Micropainter	\$ 23
Graphics Master	\$ 23
Miles Payroll System	\$119
Homeward	\$ 35



# Atari Specials

<b>600XL</b>	<b>\$169</b>
<b>800XL</b>	<b>CALL</b>
<b>1400XL</b>	<b>CALL</b>
<b>1450XLD</b>	<b>CALL</b>
<b>1010 Recorder</b>	<b>\$ 75</b>
<b>1050 Disk Drive</b>	<b>\$399</b>
<b>1027 Printer</b>	<b>\$285</b>
<b>1025 Printer</b>	<b>\$429</b>
<b>830 Modem</b>	<b>\$145</b>
<b>850 Interface</b>	<b>\$179</b>

## Educational

The Alphabet Arcade (D or C)	\$ 13	Hey Diddle Diddle (D)	\$ 20
My First Alphabet (D)	\$ 26	Snooper Troops 1&2 (D) ea.	\$ 30
Monkey See, Monkey Spell (C)\$14 (D)\$17		Story Machine (D) \$ 23 (CT) \$27	
Pop'R Spell	\$ 20 (D)\$22	Face Maker (D or CT)	\$ 23
Do It Yourself Spelling (C)	\$ 16	Delta Drawing (CT)	\$ 27
Vocabulary Builder (C)\$ 13 (D)\$ 19		Rhymes & Riddles (D)	\$ 20
Preparing for the SAT (C) \$ 66 (D) \$ 79		Fraction Fever (CT)	\$ 23
Crossword Magic (D)	\$ 34	Kindercomp (D or CT)	\$ 20
Wizware Microzine (D)	\$ 27	Magic Melody Box	\$ 14
Einstein Memory Trainer (D)	\$ 53	States & Capitals (C)	\$ 12
Compumath Fractions (C) \$ 23 (D) \$ 29		European Countries & Capitals (C) \$ 12	
Compumath Decimals (C) \$ 23 (D) \$ 29		Sammy the Sea Serpent (C) \$ 13 (D) \$ 19	
Addition/Subtraction (C) \$ 14 (D) \$ 17		Preschool IQ Builder (C) \$ 13 (D) \$ 24	
Multi/Division (C) \$ 14 (D) \$ 17			

## SUPER SAVINGS

Verbatim Disks S/D (10 per box)	\$ 24.00
Disk Savers (Plastic Sleeves)	\$ 4.50
Disk Savers (Plastic Sleeves) multi-colored	\$ 4.50
Flip 'n File Diskette Holder w/Lock (holds 25)	\$ 18.50
Flip 'n File Diskette Box (holds 50)	\$ 21.00
Library Carrying Case (holds 10)	\$ 2.50
Gorilla Banana Printer	\$209.00
Percom Printer Port Drive 88S1PD	\$489.00
Percom Single Density Drive	\$339.00
Percom Double Density Drive	\$489.00
Alphacom 80 Col. Graphics Printer	\$149.00
Amdec Color I Monitor	\$299.00

## Modems

Hayes Smartmodem 300 Baud	\$209
Hayes Smartmodem 1200	\$499
Signalman Modem II	\$ 79
Atari 830 Modem	\$155

## Monitors

Leading Edge Gorilla Hi-Res 12"	\$ 85
USI Amber	\$149
Nec Green Screen	\$169
Leader Edge Gorilla Amber	\$ 85

## Atari Hit List


Q Bert/CRT	\$ 35
Frogger/CRT	\$ 35
Popeye/CRT	\$ 35
Chess/CRT	\$ 39
Astrochase	\$ 35
Songwriter	\$ 27
Deadline	\$ 34
Zork I, II, III ea.	\$ 27
Starcross	\$ 27
Witness	\$ 34
Planetfall	\$ 34
Enchanter	\$ 34
Infidel	\$ 34
Temple of Apshai	\$ 27
Gateway to Apshai	\$ 27
Pitstop	\$ 27
M.A.S.H.	\$ 27
Porky's	\$ 27
Baja Buggies	\$ 23
Starleague Baseball	\$ 23
Starleague Football	\$ 23
Zaxxon	\$ 27
In Search of the Most Amazing Thing	\$ 27
Cosmic Balance II	\$ 27
Chopliter	\$ 23
Sky Blazer (D)	\$ 22
Serpentine (D)	\$ 22
Sea Fox (D)	\$ 20
Blue Max	\$ 23
Arcade Machine (D)	\$ 39
Dark Crystal (D)	\$ 26
Flight Simulator	\$ 36
Chess (D)	\$ 45
Checker (D)	\$ 34
Raptillian (D,C)	\$ 23
Submarine Commander (CT)	\$ 34
Junbo Jet Pilot (CT)	\$ 34
Soccer (CT)	\$ 34
Starcross (D)	\$ 27
Zaxxon (D,C)	\$ 27
Miner 2049er (CT)	\$ 34
Twerps (D)	\$ 23
Flip Out (D)	\$ 20
The Birth of the Phoenix	\$ 16
Protector II (D) \$ 23 (CT) \$ 29	
Baseball (CT)	\$ 34
Preppie II (D,C)	\$ 23
Arcade Machine (D)	\$ 39
Cap n' Cosmos (D)	\$ 29
Spy's Demise (D)	\$ 15
Repton (D)	\$ 27
Critical Mass (D)	\$ 27
Millionaire (D)	\$ 55
Poker Sam (D)	\$ 17
Jump Man (D)	\$ 27
Hellfire Warrior (D,C)	\$ 27
Tron (D)	\$ 27
Adventure in Time (D)	\$ 20
Wavy Navy (D)	\$ 23
Final Orbit (CT)	\$ 23
Pharaoh's Curse (D,CT)	\$ 23

## Printers

Leading Edge Gorilla	\$209
Nec 8023A	\$475
Epson FX100FT	\$789
Okidata ML 82A	\$399
Okidata ML 83A	\$615
Okidata ML 84p	\$1049
Okidata 92	\$469
Citoh 8510 Prowriter	\$365
Mannesmann Tally 160L	\$629
Gemini 10X	\$315

To Order Call Toll Free **1-800-634-6766**  
 Information & Inquiries 1-702-369-5523 • We accept VISA and MasterCard

**ORDERING INFORMATION AND TERMS:** For Fast Delivery send cashier checks, money orders or direct bank wire transfers. Personal and company checks allow 3 weeks to clear. Charges for C.O.D. orders are \$3.00 minimum or 1% for orders over \$300. School purchase orders welcomed. Prices reflect a cash discount only and are subject to change without notice. Please enclose your phone number with any orders. **SHIPPING:** — Software: \$3.00 minimum. **SHIPPING — Hardware:** (Please call) **SHIPPING — Foreign Orders:** APO & FPO orders: \$10 minimum and 15% of all orders over \$100. Nevada residents add 5.314% sales tax. All goods are new and include factory warranty. Due to our low prices, all sales are final. All returns must be accompanied by a return authorization number. Call 702-369-5523 to obtain one before returning goods for replacement.



words and half pictures. The words reinforced the pictures, and vice versa.

Since Catie saw the older children playing the adventure games, she didn't think of the pictures as being part of a picture book—something for younger children. Catie saw the adventure games as something only big kids could master, and she wanted to be like the big kids.

Catie had the opportunity to act like the big kids because the

challenge was not too great. She

had to simultaneously develop her logical, puzzle-solving, and memory skills, along with her reading and writing skills, as she played the games. But Catie could follow the pathway to these skills by taking small, child-sized steps.

Catie could play the games at her own pace—with no one looking over her shoulder or telling her what to do. This meant that she had to live with the consequences of her actions. She got to experience a certain independence inside the computer without a watchful adult hovering over her.

When Catie turned on the computer, the world inside became Catie's world. She was the only human there.

### A Closet Reader

One afternoon, after Catie had been playing the adventure games by herself for several weeks, I entered the computer room and noticed that all the paper scraps had disappeared from the picture screen of Catie's game computer. Catie was playing one of the games (*Mystery House* by On-Line Systems), but she was flying solo, without any help from the power words or older children.

I was going to say something, but Catie distracted me by telling me to watch her whiz through the multicolored *Copts and Robbers* mazes, capture four jewelled rings and a vase, and take them to the Vault room so she could win the game. I remember being amazed at her manual dexterity as she pushed the four arrow buttons on the computer keyboard, and I totally forgot to ask her about the paper scraps.

Catie entered kindergarten that fall and reports from her teacher about her reading began filtering home. One day my wife was talking to Catie's teacher and learned that Catie was, perhaps, the best reader in the class. She was

side of the monitor and across the top of the computer.

As Catie grew more adept at playing the games, the number of scraps of paper taped to the computer grew, until the front of the display screen began to look like a bulletin board. It got so hard to see the computer screen that the older kids had to squeeze the words onto fewer paper scraps.

The power words Catie learned enabled her to answer the computer's questions, avoid the monsters lurking in the computer's mazes, and survive longer inside the computer's game world. They included direction words like up, down, left, and right; and the points on the compass—North, South, East, and West. She learned simple verbs like go, stop, run, jump, hop, and climb. And she learned lots and lots of nouns, like candle, flashlight, food, box, treasure, window, gate, and house.

The words were important to Catie because using them gave her power. They let Catie make choices, go where she wanted to go, and do what she wanted to do.

And they had meaning within the context of her adventure inside the computer. But they were not words that appeared on a page, or even on the display screen. They were words on paper scraps outside the computer, in Catie's world. Catie had to type the words herself and enter them into the computer's world. They were keys on a key ring that Catie herself carried. At first, Catie wasn't sure which key opened which door, but she quickly learned to match the doors with the keys. When a key worked, its effects were immediate and dramatic.

Catie could control the microworld she entered by using the right power words. But the world was not made up entirely of words. It was really an electronic "picture book" world, half



reading books intended for children in second, third, and fourth grade.

The teacher asked us how we had taught Catie to read. My wife said that we had never taught Catie to read. If Catie had learned, she must have taught herself.

That night my wife asked Catie how and when she had learned to read. Catie said that she had known how to read all during the previous summer but that she had been too shy to tell us.

My wife and I were shocked. We had been reading picture books to Catie all summer, while secretly Catie had been reading books written for much older children. We had a daughter who was a "closet" reader.

Once Catie came out of the closet about her reading, we couldn't hold her back. That fall and winter she had her nose in a book all the time. She began bringing home six or seven Nancy Drew books a week. She read her way through Beverly Cleary, Judy Blume, Paula Danziger, Mary Norton, C.S. Lewis, and Katherine Paterson. She read all of Donald Sobol's *Encyclopedia Brown* books and Bantam's Choose Your Own Adventure books. Then she returned to fairy tales and began reading her way through the Brothers Grimm.

## Books And Computers

My wife and I are not certain how Catie learned to read, but we are sure that the computer played a big part.

Of course, the computer was not the only factor. Janet and I both love books, and we have read books to Catie from the time she was four months old. Before she learned how to read, Catie already had a library of dozens of picture books. I write books, and both Janet and I collect children's books. We are compulsive readers, and now Catie is, too.


But, as far as we know, Catie never did any reading on her own until after she had begun playing the computer adventure games. So I feel that those games were the key factor in turning her from an almost-reader into a reader. She was probably on the verge of reading, and the games gave her the boost she needed to get started.

## Reading: Pain Before Pleasure

We book lovers sometimes think that reading has always been an effortless and pleasurable experience. This just isn't true. It wasn't true for us, and it's not true for our children. For beginning readers, the process of decoding thousands of strange-looking letters, punctuation symbols, and words on a printed page approaches pure agony. The decoding process is slow, painful, and can be extremely frustrating.

This is where computers can play a valuable role. They can break reading skills into small,

**\*REDUCES DISKETTE COST 50%!**  
**DOUBLES DISKETTE STORAGE SPACE**



Owners of 5 1/4" \*single "read/write" head disk drives can immediately double diskette storage space by using **NIBBLE NOTCH I** or **II**. The back of single sided diskettes are burnished. To use it you need a "write enable notch," and some also need in addition, an "index hole." **NIBBLE NOTCH I** and **II** are precision engineered tools designed exclusively for this purpose.

**NIBBLE NOTCH I**  
(Cuts square Write Enable Notch) For users of Apple, Franklin, Kaypro, Atari, Commodore and most other soft sectored systems.  
only **\$14.95** each  
add \$1.50 each P&H / (\$4.50 foreign P&H)

**NIBBLE NOTCH II**  
(Cuts square Write Enable Notch and 1/4 inch round "index hole") for owners of IBM, TRS 80 I & III, Osborne and others needing "index hole", and all other "hard sectored" systems.  
only **\$21.90** each  
add \$2.50 each P&H / (\$6.50 each foreign P&H)  
\*Florida Residents Add 5% Sales Tax

**• IT'S A MONEY SAVER! •**

Sold at leading computer and office supply stores in your area.  
Dealer inquiries are invited.

**ORDER TODAY!**  
SEND CHECK OR MONEY ORDER TO:

**NIBBLE NOTCH™**  
DIVISION OF CORTRAN INTERNATIONAL  
4211 N.W. 75 TERRACE • DEPT. 87 • LAUDERHILL, FL 33319  
PAT. PEND. ALL TRADEMARKS ARE ACKNOWLEDGED

manageable pieces. They can turn each small step a child takes into a mastery, an accomplishment, or a reward. And they can bring the whole process of learning to read more under the child's control and more personally meaningful to the child.

In an adventure game the child is in supreme control. Each time he types in the right power word and advances to a new screen, he feels a sense of accomplishment and mastery. And the stories have meaning because he himself is the central actor in the computer's story world.

## Electronic Fairy Tales

When Catie learned to read, the only adventure games were for older children or adults. Now there are adventure games for younger children. These include *Gertrude's Puzzles* and *Gertrude's Secrets* from the Learning Company; *In Search of the Most Amazing Thing*, *Trains*, and *Snooper Troops* from Spinnaker; *Dragon's Keep* from Sierra On-Line; and the many voice-enhanced adventure games and stories from PDI (Program Design, Inc., in Greenwich, Connecticut).

In two months, in this column, I will take a look at some of the newer children's adventure games, and offer suggestions about other techniques that parents, teachers, and librarians can employ to help children develop reading and writing skills using computers.

## Submarine Simulations For Commodore

*Subwar 64* for the Commodore 64 provides a different sort of challenge. A black-and-white version of the program, titled *Submarine Warfare*, is available for the CBM 8032 and 4032.

*Subwar 64* has the perfect balance of simplicity, realism, and complexity. However, it is by no means easy. You must master so many controls aboard your attack submarine that the package comes with three "training" programs.

Dale F. Brown

### The Pressure Of The Sea

The first trainer program explains how to trim the ship (balance it horizontally and laterally for best performance), how to make it dive and surface, and how to control its speed. It is a simple text presentation with operating examples of how each command works.

The controls do not respond immediately to the touch of a button (the programs are all written in BASIC), so you must lead your commands in order to keep from overfilling a ballast tank or diving below your desired depth. This program is fast and informative, so you will move on to the next program rapidly after practicing this one a few times.

You next run an initialization program, and then you can try the Ship Control Trainer. You now apply what you learned in the first program to an actual running vessel. Your sub will start out of port badly out of trim.

You, the dive control officer, must trim the sub and then respond to the captain's orders to dive or submerge. You must pump water from trim tank to trim tank, ballast tank to sea, or take on water to correctly balance the weight.

In addition, a few malfunctions are introduced to kill your engines, flood a certain part of your ship, or prevent you from controlling pumps or maneuvering planes. Then, if you're slow to respond to your captain's

orders, you may be sunk by depth charges or crushed by the pressure of the sea.

### Controls Take Practice

A little patience is required here. The controls are a bit tricky, and it does take a few seconds for your commands to take effect, so a little preparation and foresight will help. If you open a valve, for example, and you want to take on only a few thousand pounds of water for trim, be prepared to shut it off immediately or you may have to start all over again and rebalance the weight. Some of the emergencies or malfunctions that occur are very difficult to solve. A flooded compartment, for example, may make it nearly impossible to keep your sub level.

The third training program introduces you to the attack center, where, now as captain of the vessel, you pursue and attack surface ships. The Attack Center Trainer sets your depth and trim for you. You use sonar, hydrophones (underwater microphones), and a periscope to locate ships. Once you locate a target, you maneuver your sub to the proper firing course and fire your torpedoes. In the Attack Center Trainer, your targets will take little evasive action and will not counterattack, so you can shoot away until your 24 torpedoes are expended.

The 20-page manual is an excellent aid to learning how to use the various devices and controls, and it shows how to perfectly set up and execute a torpedo run.

### Some Real Action

Okay. You've gone through the

### VIC 20™/COMMODORE 64™

**CRAZY CONVEYORS™** combines the powerful capabilities of the Commodore 64 with disk drive in an exciting action-packed game with multi-color sprites, custom characters in 11 different colors for building blocks, ladders, fire poles, rotating pulleys, moving conveyors and bonus boxes. Three part harmony music; high score history, with full names of 10 champions. Action pause, start play at screen of your choice. Joystick or keyboard. Machine language. Also Screen Creator™ to expand game disk and extra disks to virtually unlimited screens and CRAZY CONVEYOR action to entertain and challenge the most skillful game player. Price \$29.95.

**RIDGE RUNNER™** for unexpanded VIC 20 on tape or disk. 100% machine language. Includes multicolor U.F.O. blinking mines, spinning asteroids, enemy ships, laser fire, horizontally scrolling playfield. Hi resolution/multicolor graphics, excellent sound, high score, pause button, bonus ships and ever increasing levels of difficulty. Joystick required. Price \$14.95.

**DUNGEONS™** for VIC 20 with 16K expansion and tape or disk. Explore a 12 level dungeon with 1200 rooms. Purchase weapon and armor. Find treasures, battle over fifty types of monsters. Cast spells and save game to tape or disk. Excellent sound and three dimensional graphics. Price \$14.95.

**PAK ALIEN™** for unexpanded VIC 20 with tape or disk. 100% machine language. Includes seven evil aliens, bonus timer, pause feature and 100 levels of increasing difficulty. Joystick or keyboard. Price \$14.95.

**INVESTMENT PORTFOLIO MANAGER™** for Commodore 64 with disk drive or tape (printer optional) is menu driven and provides one summary page and nine detail pages. Each page can accept nine entries of up to \$99,999 each. The program can handle over \$8 million. The IPM is quick and makes it easy to track volatile assets such as stocks and stock options. The summary page displays the grand total and the percent of grand total for each of nine investment categories. Price \$14.95.

**DISK DIRECTORY MANAGER™** for Commodore 64 or VIC 20 (16K min. exp.) with 1540/41 disk drive and 1525 printer. 100% machine language. This handy utility reads directories of diskettes and sorts up to 1556 records on the Commodore 64. In most cases the sort is completed in only a few seconds. Each record contains file name, file size, file type and disk ID. The sorted master directory is sent to the printer. Price \$19.95.

SEND FOR FREE CATALOG!

**BYTES and BITS**  
524 E. Canterbury Ln.  
Phoenix, AZ 85022

(602) 942-1475  
Please specify tape or disk.  
Check, money order or C.O.D.  
Add \$2.00 for postage & handling.  
Additional \$3.00 for C.O.D.

VIC 20 & Commodore 64 are trademarks of Commodore Electronics Ltd.  
CRAZY CONVEYORS and Screen Creator are trademarks of BYTES and BITS.



# February is COMPUTER LITERACY Month

February is Computer Literacy Month at Software City, so we're having a special offer to help you improve your "computer literacy":

## FREE!


### The Step by Step Guide to Instant COMPUTER LITERACY

A 24 page illustrated booklet with everything you've always wanted to know about computers, but were too confused to ask!

**PLUS 20% OFF ALL BOOKS!**  
**\$1.00 OFF ALL MAGAZINES!**

Software City has a tremendous selection of books and magazines for novice to hacker.

Offer valid at participating stores 2/1/84-2/29/84.



**Programs, peripherals, disks and accessories.**  
**SOFTWARE ALWAYS DISCOUNTED**

VISIT A SOFTWARE CITY PROGRAM DISCOUNT CENTER NEAR YOU:

**ALABAMA:** Birmingham (205) 591-8314 • Huntsville (205) 536-9456  
**ARIZONA:** Phoenix (602) 264-1422 • Tucson (602) 721-1008  
**COLORADO:** Westminster (303) 430-8708 **CONNECTICUT:**  
 Hartford (coming soon) • Orange (203) 799-2119 • Stamford (203) 359-1414  
**DELAWARE:** Wilmington (302) 478-4880 **FLORIDA:** Orange Park  
 (coming soon) • Sarasota (813) 923-4040 • Tampa (813) 961-8081  
**GEORGIA:** Atlanta (404) 257-1833 **ILLINOIS:** Arlington Hts. (312) 259-4260  
**INDIANA:** Indianapolis (coming soon) **IOWA:** Davenport (319) 386-2345  
**KENTUCKY:** Louisville (502) 893-3838 **MARYLAND:**  
 Bethesda (301) 468-1001 **MASSACHUSETTS:** Boston (coming soon)  
 W. Springfield (413) 739-5101 **MICHIGAN:** Ann Arbor (313) 996-4500  
 Southfield (313) 559-6966 **MISSOURI:** Kansas City (coming soon)  
**NEBRASKA:** Omaha (coming soon) **NEW JERSEY:**  
 Bergenfield (201) 387-8388 • Cherry Hill (609) 424-8155  
 Englishtown (201) 972-1150 • Fair Lawn (201) 791-8793  
 Green Brook (201) 968-7780 • Hamilton (609) 890-1066  
 Linwood (609) 927-3393 • Midland Park (201) 447-9794  
 Montvale (201) 391-0931 • Morristown (coming soon)  
 Pine Brook (201) 575-4574 • Pompton Lakes (coming soon)  
 Princeton (609) 683-1644 • Red Bank (201) 747-6490  
 Ridgely (201) 943-9444 • Summit (201) 273-7904  
 Teaneck (201) 692-8298 **NEW YORK:** Fairport (716) 223-3723  
 Forest Hills (212) 261-1141 • Great Neck (516) 482-4929  
 Manhattan (212) 832-0760 • Mt. Kisco (914) 666-6036  
 N. White Plains (914) 946-1800 • Pomona (914) 354-3706  
 Staten Island (212) 351-9217 • Syracuse (315) 445-2577  
**NORTH CAROLINA:** Charlotte (704) 366-5218 **OHIO:**  
 Columbus (614) 888-6660 • Dayton (coming soon)  
 Mayfield Hts. (216) 473-8124 **OKLAHOMA:** Tulsa (918) 744-0558  
**PENNSYLVANIA:** Bethel Park (412) 854-1777 • Exton (215) 524-1483  
 King of Prussia (coming soon) • Pittsburgh (412) 367-0441  
 Whitehall (215) 434-3060 **TEXAS:** Austin (512) 458-2101  
**VERMONT:** Burlington (802) 864-6981 **VIRGINIA:** Fairfax (coming soon)  
 Falls Church (703) 845-9393 • Richmond I (804) 740-8400  
 Richmond II (804) 320-2244 • Virginia Beach (804) 463-8220  
**WASHINGTON:** Bellevue (206) 451-1141 **ENGLAND:**  
 London (coming soon) **PUERTO RICO:** San Juan (809) 781-9387.

**BUSINESS SOFTWARE:** Catalog at all stores.  
**RETAIL STORE FRANCHISES:** \$40,000  
 est. total invest. Offering by  
 prospectus only. Direct  
 inquiries to Franchise Dept.

# Software City

1415 Queen Anne Road • Teaneck, NJ 07666

# YORK 10™ CASSETTES



## COMPUTER GRADE DATA TRAC BLANK CASSETTES

C-05, C-06, C-10, C-12, C-20, C-24, C-30

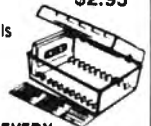
From the leading supplier of Computer Cassettes, new, longer length C-12's (6 minutes per side) provide the extra few feet needed for some 16K programs.

- BASF-LHD (DPS) world standard tape. Premium 5 screw shell with leader.
- Internationally acclaimed. Thousands of repeat users.
- Error Free • Money back guarantee.

**\* 500 C-12's or C-10's — 38¢ each**  
 (w/labels, add 4¢ • Shipping \$17./500  
 500 Boxes 13¢ ea • Shipping \$10./500

**CASSETTE STORAGE CADDY**  
 Holds 12 cassettes  
 w/o boxes \$2.95

Includes edge labels  
 and index card



**FREE**  
 1 CADDY WITH EVERY  
 4 DOZ. CASSETTES PURCHASED



**TRACTOR FEED • DIE-CUT  
 BLANK CASSETTE LABELS**  
 WHITE \$3.00/100 \$20.00/1000  
**COLORED LABELS • Pastels -**  
 Red, Blue, Green, Yellow, Lavender  
 \$4.00/100 \$30.00/1000



Call: 213/700-0330 for IMMEDIATE SHIPMENT  
 on Credit Card Orders



**ORDER NOW... MAIL TO... YORK 10™ 9525 Vassar Ave. #CM  
 Chatsworth, CA 91311**

### ORDER FORM

ITEM	1 DOZEN	2 DOZEN	TOTAL
C-05	<input type="checkbox"/> 7.00	<input type="checkbox"/> 13.00	
C-06	<input type="checkbox"/> 7.00	<input type="checkbox"/> 13.00	
C-10	<input type="checkbox"/> 7.50	<input type="checkbox"/> 14.00	
C-12	<input type="checkbox"/> 7.50	<input type="checkbox"/> 14.00	
C-20	<input type="checkbox"/> 9.00	<input type="checkbox"/> 17.00	
C-24	<input type="checkbox"/> 9.00	<input type="checkbox"/> 17.00	
C-32	<input type="checkbox"/> 11.00	<input type="checkbox"/> 21.00	
Hard Box	<input type="checkbox"/> 2.50	<input type="checkbox"/> 4.00	
White Labels	<input type="checkbox"/> 3.00 100	<input type="checkbox"/> 20.00 1000	
Colored Labels Color	<input type="checkbox"/> 4.00 100	<input type="checkbox"/> 30.00 1000	
DESCRIPTION			PRICE
Storage Caddy			2.95
SUB TOTAL			
Calf residents add sales tax			
Shipping handling (any quantity — using prices above)			3.50
Outside 48 Continental States — Additional \$1 per caddy, per doz. cassettes or boxes			
TOTAL			

Each cassette <sup>CM</sup>  
 includes two YORK 10  
 labels only Boxes are  
 sold separately We  
 prefer to ship by UPS  
 as being the fastest and  
 safest If you need ship-  
 ment by Parcel Post,  
 check here

**NOTE** Additional  
 charges outside 48  
 Continental States  
 Shipments to AK, HI,  
 and USA possessions  
 go by Priority Mail.  
 Canada & Mexico—  
 Airmail  
 All others— Sea Mail

**Ask about our  
 DUPLICATING  
 SERVICE**

CHECK OR M.O. Charge to  
 ENCLOSED  Credit Card VISA  MASTERCARD   
 PLEASE SEND QUANTITY DISCOUNTS

Card No. \_\_\_\_\_ Exp. \_\_\_\_\_

Name \_\_\_\_\_

Address \_\_\_\_\_

City \_\_\_\_\_ State/Zip \_\_\_\_\_

Signature \_\_\_\_\_ Phone \_\_\_\_\_

Computer make & model \_\_\_\_\_ Disk? (y/n) \_\_\_\_\_

three-part training program. Load and RUN the *Subwar* program itself and get ready for some *real* action.

As in the trainer program, your sub steams out of port in very bad trim. You don't have much time to trim your ship before the captain orders you to a cruise depth of 200 feet. Soon afterwards, he orders you to periscope depth (65 feet), and you begin your attack. At first, it

may take you this long just to finish trimming the ship, let alone starting an attack. Level the sub off near the commanded depth, trim her the best you can, and switch over to "attack center." You will remain at the same depth when you go to "attack center" mode, but if your ship hasn't been trimmed properly, you will bob to the surface or sink rapidly when you switch back from "attack center" to

"full ship control" modes.

The vessel you're tracking will not simply sit there and wait to be sunk. If you get too close, or use your active sonar to prepare for your torpedo run, your target will turn and start dropping depth-charges, and you will automatically switch from "attack center" mode to "full ship control" mode to evade its attack.

Malfunctions can occur at any time, and even your torpedoes can go astray after firing and spoil a perfectly executed torpedo run. A good idea is to return to "full ship control" mode right after firing torpedoes, dive to a safer depth, then switch back to "attack center" mode to see if your torpedoes hit. Your target's retaliation can come quickly, and you can't fire a second salvo of torpedoes until the first torpedoes either hit or miss.

Your score is computed from the number of enemy vessels you sink, the number of enemy attacks you survive or evade, and the skill level (beginner, advanced, or expert) you selected at the beginning.

*Subwar 64* is an excellent game simulation for all levels of computer players. It may tax the abilities of younger players, but a few practice shakedown cruises will be in order for almost everyone who gives this game a try. The sounds are excellent, and the graphics and the overall presentation are very good. It will take some careful reading of the manual to explain the sub's operation, but you will soon master the vessel and move up quickly in skill and proficiency. This excellent game simulation is highly recommended.

**Subwar 64**  
**Submarine Warfare**  
**Clockwork Computers, Inc.**  
 4612 Holly Ridge Road  
 Rockville, MD 20853  
 (301) 924-5509  
 64 version, \$15.95 tape, \$19.95 disk  
 CBM version, \$18.95 tape, \$22.95 disk



## Computerized Finance Can Be Quite A Headache!

Now "COMP-U-CHECK" Spells Relief.

By **HOT DATA**  
 For COMMODORE 64\*  
 sug retail \$64.95

### Features:

- Check writing
- Unlimited number of checking accounts
- Account balancing and reconciliation
- Unlimited number of budget categories
- Easy auto teller transactions
- Unlimited credit account management
- Tax reports in minutes, including checking and credit
- Supports all printers and interfaces
- Net worth financial statement (hard copy or screen)

### Plus:

- Simple (letter format) word processing with automatic addressing (form letters, too)
- Suitable for both home and business
- Savings balances (live accounts) stocks and real estate values (up to 25 each)

### Coming soon:

- Automatic bill paying with our expansion chassis light and appliance controller Controls lights and appliances while running other programs

Watch for us  
 We're **HOT DATA**  
 Santa Monica, CA  
 Ask your dealer, or  
 Call us direct at (213) 393-6405

Single disk drive required

\*Commodore 64 is a registered trademark of Commodore International, Inc. Business Macintosh



# MICRO-SYS DISTRIBUTORS. THE COMMODORE CONNECTION.



## SOFTWARE FOR C-64

### Business

Multiplan .....	\$ 89.00
WordPro 3 + /64 w/SpellRight Plus ...	\$ 79.00
SpellRight Plus .....	\$ 55.00
Easy Script .....	\$ 45.00
Calc Result (Advanced) .....	\$ 125.00
Calc Result (Easy) .....	\$ 75.00
Mirage Concepts (65000 records) .....	\$ 95.00
M-File (merge w/wordpro) .....	\$ 89.00
Home Accountant (Continental) .....	\$ 69.00
Code Writer (writes basic programs) .....	\$ 95.00
Easy Finance .....	\$ 22.00
Complete Accounting G/L, A/R, A/P, P/R, INV .....	\$ 75.00

### Entertainment

Assembler Package (cassette or disk) (compiled, includes editor, loader, disassembler) .....	\$ 39.00
Sprite Master .....	\$ 30.00
Neutral Zone .....	\$ 35.00
Vic Tree (programmers utilities) .....	\$ 75.00
Commander Ultra (terminal package) .....	\$ 59.00

## ACCESSORIES

MSD Super Disk (Single) .....	\$ 395.00
MSD Super Disk (Dual) .....	\$ 695.00
80 Column Expander .....	\$ 55.00
Vic 1600 Modem .....	\$ 75.00
Vic 1650 Modem .....	\$ 109.00
Hayes Smart 300 Modem .....	\$ 249.00
Hayes Smart 1200 Modem .....	\$ 629.00
Vic 1530 Datasette .....	\$ 60.00
CBM 1520 Printer Plotter .....	\$ 179.95
5 Slot Expander (64) .....	\$ 65.00
6 Slot Expander (vic) .....	\$ 70.00
16 K Ram (vic) .....	\$ 70.00
64 Relay Cartridge .....	\$ 45.00
Numeric Key Pad (vic & 64) .....	\$ 35.00
Programmers Ref Guide .....	\$ 18.00
Alien Voice Box (Talks & Sings) .....	\$ 89.00
Verbatim Diskettes: Single Sided/Single Density .....	\$ 26.00
Single Sided/Double Density .....	\$ 30.00
Double Sided/Double Density .....	\$ 42.00
Texas Instruments LCD Programmer ...	\$ 55.95

## INTERFACES

Interpod (full compatibility!!) (Intelligent IEEE & RS232) .....	Call
The Connection (full graphics of 64) .....	\$ 95.00
Cardco Parallel Interface .....	\$ 70.00
RS-232 Communications Interface .....	\$ 45.00
Vic Switch .....	\$ 149.00
ADA 1800 (Parallel) .....	\$ 129.00
ADA 1450 (Serial) .....	\$ 149.00
Pet-to-IEEE Cable .....	\$ 39.00
IEEE-to-IEEE Cable .....	\$ 49.00
4 Prong A/V Cable .....	\$ 15.00
Custom Computer Cables (we make to your specifications) .....	Call

## MONITORS

CBM 1702 Color Monitor .....	\$ 249.00
Panasonic CT-160 Color .....	\$ 279.00
Panasonic TR-120 Green Screen .....	\$ 169.00
Panasonic TR-120 Amber Screen .....	\$ 179.00
Amdek Color Plus .....	\$ 295.00
Amdek 300A .....	\$ 175.00

## LETTER QUALITY PRINTERS

Transtar 120 (80 column) .....	\$ 495.00
Transtar 130 (132 column) .....	\$ 769.00
CBM 6400 Printer .....	\$1425.00
NEC Spinwriter .....	Call

## DOT MATRIX PRINTERS

CBM 1525 30 cps. ....	\$ 235.00
CBM 8023 150 cps. ....	\$ 539.00
CBM 4023 100 cps. (IEEE) .....	\$ 339.00
CBM 1526 100 cps. (serial) .....	\$ 349.00
Epson MX-80 FT 80 cps. ....	\$ 549.00
Epson RX-80 120 cps. ....	Call
Epson FX-80 160 cps. ....	Call
Epson FX-100 160 cps. ....	Call
Okidata 92 (Parallel) .....	\$ 559.00

Call to Order  
**1-800-527-1738**  
All Others Call  
**1-214-231-2645**

# Micro-Sys

# D I S T R I B U T O R S

Panasonic KX-P1090 Printer .....	\$ 475.00
Star Gemini 10X .....	\$ 329.00
Star Gemini 15 .....	\$ 499.00

## COMMODORE BUSINESS MACHINES

Executive 64 portable (new) .....	Call
B128-80 128k Bus. Machine (new) ...	Call
SuperPet (5 languages) .....	\$1059.00
CBM 8032 .....	\$ 625.00
CBM 2031 single disk .....	\$ 295.00
CBM 8050 Dual Disk 1 meg. ....	\$ 995.00
CBM 8250 Dual Disk 2 meg. ....	\$1295.00
CBM D9060 Hard Disk 5 meg. ....	\$1995.00
64K Expansion Board .....	\$ 275.00
SuperPet Upgrade Kit .....	\$ 695.00

## BUSINESS SOFTWARE — 8032

WordPro 4+ or 5+ .....	\$ 305.00
Visicalc .....	\$ 199.00
The Manager .....	\$ 199.00
BPI Accounting System (5 separate modules) .....	\$ 325.00
Southern Solutions Accounting System III (Per/Module) .....	\$ 285.00

## BUSINESS SOFTWARE — B128-80

Superscript II .....	Call
Superbase .....	Call
Superoffice .....	Call
Complete Accounting Systems .....	Call
Mail Pro .....	Call
Cross Compiler (Oxford) .....	Call

## TERMS

Orders under 50.00 add 10.00 Handling fee  
MasterCard, VISA, Money Order, Bank Check  
COD (add 5.00)  
Add 3% For Credit Cards  
All Products Shipped Within 24 Hours  
F.O.B. Dallas, Texas  
All Products Shipped With Manufacturers  
90 Day Warranty

**PRICES ARE SUBJECT TO  
CHANGE WITHOUT NOTICE.  
DEALERS INQUIRIES WELCOME**

# Computer War For Atari, VIC, And TI

Dan Gutman

The success of the movie *WarGames* has spawned several post-*Missile Command* "end of the world" games, most notably Probe 2000's *War Room* and Thorn E.M.I.'s *Computer War*. Coleco, which owns the rights to the title *WarGames*, has yet to be heard from. There will certainly be others.

*Computer War* is a game in three parts. In the first phase, you see a map of the United States with four American missile bases highlighted. Also highlighted is the computer at NORAD (North American Air Defense System). Suddenly, small white blips move into view, indicating that nuclear missiles are headed for American targets.

But wait! Upon closer examination (of the instructions, that is), you realize that the missiles aren't enemy missiles—somebody has tapped into NORAD to activate a nuclear war simulation program. Since the computer can't tell the difference between real missiles and fake ones, it's going to launch a volley of American missiles as soon as NORAD headquarters is in danger. You've got to knock out the missiles in the computer's memory banks and crack the code to shut down the bases.

## Find The Missiles

This first section consists merely of zooming from the map of the United States to individual missiles. The joystick controls an onscreen cursor. When the cursor overlaps the missile blip and the fire button is pressed, that area of the map zooms into view. This exercise is fairly easy. In fact, I would prefer that the blips move a little faster to make this part of the game more challenging. As it is now, zooming in on the missiles is merely a formality.

The graphics on the map screen, however, are the most impressive of the game.

You will zoom to a close-up view of the missiles' target area. Aside from the mountains in the distance, the landscape is totally barren. In fact, you may wonder just what it is you are defending. There are no people or buildings around. Why not just let the missiles harmlessly explode and avoid all the complications?


No, the security of the world is in your hands. The joystick can swivel your gunsight left and right and move it up and down also. A little box on one side of the screen indicates which direction to turn to see the missile, and rapid beeping tells you it is about to appear. The fire button launches your fire—two small rockets that arc across the sky and converge in the middle.

The missile will zip back and forth across the screen much faster than you can turn your gunsight. This means that to hit it, you have to fire before it appears onscreen. If you miss, you'll turn far past the target and have to wait for your slow-moving gunsight to change directions. The gunsight should probably move faster, or the missiles slower.

If you fail at this task, the missiles will reach U.S. bases and the DEFCON (Defense Condition) count will deteriorate. If it reaches DEFCON 1 (it starts at DEFCON 5), global war will begin.

## Crack The Code

But if you succeed, you reach the third and most interesting part of the game. There are two banks of flashing squares on the left of the screen. Suddenly they freeze in random checkerboard patterns. With your joystick, you have to match the pattern of



*Incoming missiles are shown at right in opening screen of Computer War (Atari version).*

the smaller box with a section of the pattern of the larger box—kind of like fitting the peg in the correct hole. You have just a few seconds to do this, and you may have to rotate the box to complete the task.

If you match the two patterns (cracking the code), you have earned the right to shut down one of the U.S. missile bases. Of course, there are three more ready to launch everything they've got, so you've got to blow up more missiles, crack more codes, and so on.

Even though I love shooting games, I found that the last part of *Computer War*—cracking the code—was the most intriguing. Since *Space Invaders*, we have shot down so many enemies that the whole ordeal has become a little routine. But when you have five seconds to find a way to fit one pattern into another pattern—that can get the adrenaline flowing again. Mental challenges like this can stand up as games by themselves, and they should—they're exciting and they provide the brain with a little exercise.

*Computer War* is a single-player, single-difficulty level game. It captures the overall feel of *WarGames* without attempting the complexity of *War Room*, in which you must not only stop the missiles, but also rebuild cities, control production of goods and services, and pick up enemy spies.

*Computer War's* graphics are sometimes good (locating the



## COMPUTE! Subscriber Services

Please help us serve you better. If you need to contact us for any of the reasons listed below, write to us at:

**COMPUTE! Magazine**  
P.O. Box 914  
Farmingdale, NY 11737

or call the Toll Free number listed below.

**Change Of Address.** Please allow us 6-8 weeks to effect the change; send your current mailing label along with your new address.

**Renewal.** Should you wish to renew your **COMPUTE!** subscription before we remind you to, send your current mailing label with payment or charge number or call the Toll Free number listed below.

**New Subscription.** A one year (12 month) US subscription to **COMPUTE!** is \$24.00 (2 years, \$45.00; 3 years, \$65.00. For subscription rates outside the US, see staff page). Send us your name and address or call the Toll Free number listed below.

**Delivery Problems.** If you receive duplicate issues of **COMPUTE!** if you experience late delivery or if you have problems with your subscription, please call the Toll Free number listed below.

**COMPUTE!**  
**800-334-0868**  
In NC 919-275-9809

missiles) and sometimes poor (shooting the missiles). You get the feeling that the game was programmed by two designers with different styles. The music in the beginning is excellent—serious and ominous. The scoring is much too low—40-50 points for knocking out a nuclear missile flying over your hometown. The game is available for Atari computers, VIC-20, and TI-99/4A. Fans of the movie *WarGames* who want to relive it will surely enjoy this game.

Computer War  
Thorn E.M.I. Home Video  
1370 Avenue of the Americas  
New York, NY 10019  
\$39.95

**COMPUTE!**  
**TOLL FREE**  
**Subscription**  
**Order Line**  
**800-334-0868**  
In NC 919-275-9809

2720 S. Harbor Blvd., Suite E, Santa Ana, CA 92704

# THE PRINTER STORE

SERVICE, COMPUTER AND SOFTWARE  
COMPATIBILITY, and LOW PRICE,

are among the many factors to consider when purchasing a printer. At the **PRINTER STORE** we specialize in printers, so our professional staff can help you choose the right printer for your personal and business needs. Every **Printer Purchase**

includes:

- 1) Low Prices
- 2) Same Day Shipping
- 3) Free Technical Support
- 4) Full Service Option



**IDS 480**

- 110 CPS, Bi-Directional, Logic Seeking
- 24 x 9 Dot Matrix, 10, 12, 16.7 CPI, Plus Proportional Spacing
- Parallel and Serial Port Standard



**BROTHER HR-15**

- 13 CPS - Bi-directional - Super & Subscript
- 10, 12, 15 and Proportional Spacing Pitch
- Optional Tractor, Sheetfeed and Keyboard

Parallel ..... \$CALL  
Serial ..... \$CALL

**\$CALL**

### DOT MATRIX PRINTERS

#### EPSON SERIES

FX 80 ..... \$CALL  
FX 100 ..... \$CALL

#### OKIDATA SERIES

82A ..... \$CALL  
83A ..... \$CALL  
92A ..... \$CALL  
93A ..... \$CALL  
84 (parallel) ..... \$CALL

#### C. ITOH SERIES

8510 Prowriter ..... \$395  
Prowriter II ..... \$CALL

#### IDS SERIES

Microprism 480 ..... \$395  
Prism 80 ..... \$CALL  
Prism 132 ..... \$CALL

#### GEMINI SERIES

Gemini 10X ..... \$CALL  
Gemini 15X ..... \$CALL  
Delta 10 ..... \$CALL

Toshiba P 1350 ..... \$CALL

### LETTER QUALITY PRINTERS

#### BROTHER SERIES

HR-1 ..... \$CALL  
HR-15 ..... \$CALL  
HR-25 ..... \$CALL

#### COMREX SERIES

CR-1 ..... \$650  
CR-2 ..... \$CALL  
CR-25 ..... \$CALL

#### C. ITOH SERIES

F-10 40 CPS ..... \$CALL  
F-10 55 CPS ..... \$CALL

#### NEC SERIES

2010 ..... \$CALL  
2030 ..... \$CALL  
2050 ..... \$CALL  
3510 ..... \$CALL  
3530 ..... \$CALL  
3550 ..... \$CALL  
7710 ..... \$CALL  
7730 ..... \$CALL

NEC Accessories ..... \$CALL

**We carry a full line of Cables and Accessories**

**Call (714) 241-0701 and ask us about...**

#### PHONE REBATE:

We are so confident of our **LOW PRICES** and **SUPPORT** that we are going to ask you to make the initial investment by calling us. In return, when you buy your printer from us, we will rebate the cost of your call and deduct it from your invoice.

**HOW TO ORDER:** Our phone lines are open from 8 a.m. to 6 p.m. PST, Monday - Friday. We accept VISA, MASTERCHARGE (at no extra charge), personal checks take two weeks to clear. COD's accepted. Same-day shipment on orders placed before 1 p.m. Manufacturer's warranty applicable on all equipment. Prices subject to change.

# Flip And Flop For Atari, Commodore 64

Stephen Levy, Editor, COMPUTE! Books

Maze games have been popular for a very long time. Game books that include page after page of maze puzzles for the reader to solve are eagerly snatched up. And schoolchildren often spend many hours designing their own mazes for friends to solve. They enjoy including long paths that seem to go on and on and finally end in a dead end, forcing the player to backtrack to find the right path to the treasure at the end of the maze.

It's no surprise that maze games quickly became popular with videogame enthusiasts. The first games had simple mazes. Then creators of video mazes began to add new dimensions, impossible on paper. They took advantage of the fact that a video screen was more than just a reflection of the printed page. Players demanded action, color, sound—things computers can do so well.

*Flip and Flop* is a maze game, a chase game, and more. The author, Jim Nangano, has combined some of the concepts that make maze games fun to play with the thrill and fast action of a good chase game. But he didn't stop there. He added some new twists that should make this game a favorite.

## Flip And Mitch

Flip is a kangaroo. Mitch is his friend, a monkey. It seems they have been taken away from their friends in the circus and put into a zoo. They're trying to escape. Your job is to help Flip and Mitch return to the circus.

The Atari version's playfield (there is also a Commodore 64 version available) consists of a series of maze-type platforms that Flip and Mitch must alternately solve. Each platform con-

tains squares which must be flipped. Once all the squares have been flipped, the player moves to the next level. Flip must complete the odd-numbered levels and Mitch the even. Like any healthy monkey, Mitch does his flipping while hanging by his hands.


Levels 1 and 2 are really for practice. This is where you learn how to maneuver up and down the ladders from one platform to another. If you try to go off the maze (a platform), you will fall off the platform and lose one of your tries. Each time you successfully complete a level, one more try will be added to your total.

## Thirty-Six Levels

*Flip and Flop* is a game for one or two players with either one or two joysticks. If two players are playing, each takes a turn. They are not playing head to head, just competing to see who can score the highest number of points. Scores are based on the number of tiles flipped and the amount of time remaining when a player completes a level.

There are 36 levels. Levels 1 to 13 build the platforms, with level 1 having the fewest squares and the fewest platforms. The game becomes more difficult as you move from level to level. Above level 14, it's a real challenge.

In levels 1 and 2, you simply race against the clock. After level 2 the chase begins. Flip is being chased by the zookeeper and Mitch by his net. At the lower levels it is not too difficult to keep your distance and complete the level without being caught. But each level gets increasingly difficult as the playfield gets bigger and the chasers become



*Flip the kangaroo tries to keep clear of the zookeeper in First Star Software's Flip and Flop.*

more intense. At the highest levels you must flip the indicated tiles twice to complete the level—no easy task.

## A Game Of Strategy

On each level there are sticky squares. If either the animal or the chaser steps on a sticky square, he must stay there for a few seconds. These squares are to the player's advantage. They can be used to trick the chaser into getting stuck, so that Flip or Mitch can get away. The use of sticky squares must be planned, since each can be used only once on a level.

Playing this game takes practice. Maneuvering the joystick is really easy once you learn the relationship between the stick and the playfield. What is more difficult to learn is how to outwit the chasers. Since you are able to choose which level to begin (1 to 13), you can practice any level until you've mastered the techniques you need. You must complete each level from 13 on up in order to advance to the next. This is where the pause feature comes in very handy. If you manage to get to a high level and are getting tired (and this is likely), hit the space bar; the game will pause until you press the space bar again.

## Some Of The Best Graphics You'll Ever See

The playfield is a series of platforms which are drawn to create a 3-D effect. The platforms are some of the best examples of computer graphics you may ever



# \$uch A Deal

## Lowest Prices — Guaranteed!\*

### COMMODORE 64

Just for You!

#### PERSONAL FINANCE

Continental Home Accountant (D) .....	\$47
Continental Tax Advantage (D) .....	\$33
Continental FCM First Class Mail .....	\$29
Softsync Personal Accountant (D&C) .....	\$23
CheckEase (C&D) .....	\$24
Timeworks Electronic Checkbook (D&C) .....	\$19
Timeworks Money Manager (D&C) .....	\$19
M.S.I. Inventory (D) .....	\$16
Creative Household Finance (D) .....	\$23
Creative Household Finance (C) .....	\$19
Creative Home Inventory (D) .....	\$13
Creative Home Inventory (C) .....	\$10
Creative Loan Analyzer (D) .....	\$13
Creative Loan Analyzer (C) .....	\$10

#### WORD PROCESSING

Broderbund Bank St. Writer (D) .....	\$45
Hesware Omnewriter (D) .....	\$49
Data 20 Word Manager (D&C) .....	\$24
Quick Brown Fox (CT) .....	\$42
Rainbow Writers Asst (D) .....	\$49
Blue Sky Script 64 (D) .....	\$69
On Line HomeWord (D) .....	\$39

#### ELECTRONIC SPREADSHEETS

Hesware Multiplan (D) .....	\$75
Hesware Omnicalc (D) .....	\$37
MSI Practicalc (D&C) .....	\$35
MSI Programmable Spreadsheet (D) .....	\$55
B SKY CALC Result Easy (D) .....	\$49
B SKY CALC Result Advd (D) .....	\$99
Rainbow Spreadsheet Asst (D) .....	\$49
Rainbow Spreadsheet w Graphics (D) .....	\$89

#### HOME APPLICATIONS

Spinnaker Aerobics (D) .....	\$33
Softsync Computer Mechanic (D) .....	\$19
Softsync Computer Mechanic (C) .....	\$16
Creative Car Costs (D) .....	\$13
Creative Car Costs (C) .....	\$10
Creative Decision Maker (D) .....	\$13
Creative Decision Maker (C) .....	\$10
Hesware Time & Money Manager (D) .....	\$39
Timeworks Data Manager (D&C) .....	\$19
Compuserve Starter Kit (5 hrs) .....	\$29

#### ART & MUSIC

Epyx Fun with Art (CT) .....	\$27
Epyx Fun with Music (CT) .....	\$27
Hesware Synthesound (CT) .....	\$33
Hesware Paintbrush (CT) .....	\$19
Spinnaker Delta Drawing (CT) .....	\$26
Koala SpiderEater .....	\$23
Koala Geometric Designs .....	\$23
Koala Crystal Flowers .....	\$23
Koala Logo Designs .....	\$29

#### EDUCATION

Spinnaker Alphabet Zoo (CT) .....	\$23
Spinnaker Cosmic Life (CT) .....	\$23
Spinnaker Facemaker (CT) .....	\$23
Spinnaker Fraction Fever (CT) .....	\$23
Spinnaker Kids on Keys (CT) .....	\$23
Spinnaker Kindercomp (CT) .....	\$19
Spinnaker Story Machine (CT) .....	\$26
Spinnaker Up For Grabs (CT) .....	\$26
Spinnaker Delta Drawing (CT) .....	\$26
Creative I Am Your 64 I (D) .....	\$19
Creative I Am Your 64 II (D) .....	\$19
Lightning Mastertype (D) .....	\$27
Sinus Type Attack (D) .....	\$26
Hesware Turtle Graphics II (CT) .....	\$39
Hesware Turtle Toyland (CT) .....	\$26
Hesware Turtle Toyland Jr. (CT) .....	\$26
Hesware Type 'N' Writer (CT) .....	\$26

### COMMODORE 64 Cont'd.

#### LANGUAGES & UTILITIES

Hesware 6502 Pro Devel Sys (D) .....	\$19
Hesware Hesmon 64 (CT) .....	\$26
Hesware 64 Forth (CT) .....	\$45
Access Sprintmaster (D&C) .....	\$23
Timeworks Programmer Kits I, II, III (D&C) .....	each \$19
Blue Sky Last One (D) .....	\$79

#### BUSINESS SOFTWARE

Data 20 Business Manager (D) .....	\$79
(A.P., A.R., G.L.) .....	
Total Business 3 6 (D) .....	\$65
Total Time Mgmt (D) .....	\$25
Total Lable Mail (D) .....	\$15
Total Research Asst (D&C) .....	\$25
Cymbal General Ledger (D) .....	\$45
Cymbal Acct. Receivable (D) .....	\$45
Cymbal Acct. Payable (D) .....	\$45
Cymbal Inventory Control (D) .....	\$45
Cymbal Invoice Writer (D) .....	\$45

#### GAMES

Epyx Dragon Riders of Pern (D&C) .....	\$25
Epyx Silicon Warner (CT) .....	\$25
Sega Congo Bongo (CT) .....	\$25
Infocom Enchanter (D) .....	\$33
Infocom Infidel (D) .....	\$33
Synapse Blue Max (D&C) .....	\$22
Sublogic Pinball (D&C) .....	\$20
Hesware Maze Master (CT) .....	\$26
Broderbund Choplifter (CT) .....	\$27
Sirius Gruds In Space (D) .....	\$23
Serria On Line Sammy Lightfoot (CT) .....	\$29
Datamost Aztec (D) .....	\$25
Commdata Supercuda (C&D) .....	\$19
Commdata Pakacuda (C&D) .....	\$19
Epyx Pitstop (CT) .....	\$27
Donkey Kong (CT) .....	\$35
Pac Man (CT) .....	\$35
Dig Dug (CT) .....	\$35

### COMMODORE VIC 20

#### PERSONAL PRODUCTIVITY

Creative Home Office (D) .....	\$22
Creative Home Office (C) .....	\$19
Creative Household Finance (D) .....	\$17
Creative Household Finance (C) .....	\$13
Creative Home Inventory (D) .....	\$13
Creative Home Inventory (C) .....	\$10
Thorn Music Composer (CT) .....	\$25
M.S.I. Practicalc Plus (D) .....	\$35
M.S.I. Practicalc Plus (T) .....	\$33
M.S.I. Practicalc (D) .....	\$32
M.S.I. Practicalc (T) .....	\$29
Hesware Synthesound (CT) .....	\$19
Hesware Vic Fourth (CT) .....	\$39
Hesware Hes Mon (CT) .....	\$26
Cardco Write Now (CT) .....	\$27
Quick Brown Fox (CT) .....	\$42
Hesware 6502 Pro Dev Sys .....	\$19
Epyx Fun with Art (CT) .....	\$26
Epyx Fun with Music (CT) .....	\$26
Broderbund Mastertype (CT) .....	\$24

#### EDUCATIONAL SOFTWARE

Hesware Spinnaker KinderComp (CT) .....	\$23
Story Machine (CT) .....	\$23
Face Maker (CT) .....	\$23
Kids On Keys (CT) .....	\$23
Alphabet Zoo (CT) .....	\$23
Hesware Turtle Graphics (CT) .....	\$26
Creative Pipes (C) .....	\$19
Creative Spills & Falls (C) .....	\$19
Creative Hangman & Hangmath (C) .....	\$10
Creative Math Hurdle & M.Maze (C) .....	\$10

### COMMODORE VIC 20 Cont'd.

#### GAMES

Creative Choplifter (CT) .....	\$19
Epyx Temple of Apshai (C) .....	\$24
Sega Congo Bongo (CT) .....	\$25
Sega Star Trek (CT) .....	\$25
Miner 2049 (CT) .....	\$24

## Rock Bottom Prices on Peripherals!

#### DATA 20

Vic 40-80 Display Manager .....	\$77
C64 Video Pak 80 .....	\$133
Includes Word Manager FREE	
Parallel Printer Interface .....	\$45

#### HESWARE

Hescard Vic 5 Slot .....	\$39
HesModem Vic & C64 .....	\$49

#### KOALAPAD

C64, Vic, Atari .....	\$67
Apple .....	\$89

#### PRINTERS

BMC BX80 .....	\$249
GEMINI 10X .....	\$269
AlphaCom 40 Column .....	\$99
AlphaCom 80 Column .....	\$169
Vic, C64, Atari	
Cable with AlphaCom FREE	

#### MODEMS

Hes Modem Vic C64 .....	\$49
Hes Auto Ans Vic C64 .....	\$89

#### MONITORS

BMC 12" Green .....	Just \$85
BMC 12" HiRes Green .....	\$119
BMC 12" Amber .....	\$99
BMC 12" HiRes Amber .....	\$129
BMC 13" Composite Color .....	\$239
Monitor Cable w Above .....	\$10

#### ATARI DISK DRIVES

Rana .....	\$329
Trak Single Density w Printer Port .....	\$429
Trak Double Density .....	\$379
Trak Double Density w Printer Port .....	\$459
Cocord .....	\$309

#### COMMODORE DISK DRIVES

Hesware Disk Drive .....	\$288
Concord Disk Drive .....	\$279

#### WICO JOYSTICKS

The Boss .....	\$14
3 Way Grip Stick .....	\$21

#### CARDCO

Numeric Keypad C64 .....	\$29
Graphic Printer Interface .....	\$69
Economy Printer Interface .....	\$39
Commodore 64 5 Slot .....	\$49
16K Board .....	\$53
Cassette Interface .....	\$27

#### SURGE PROTECTION

One Socket .....	\$19
Two Socket .....	\$39
10 Socket .....	\$79

### ATARI SOFTWARE

#### PERSONAL PRODUCTIVITY

Continental Home Accountant (D) .....	\$47
Atari AtariWriter (CT) .....	\$69
Synapse File Manager (D) .....	\$69
Synapse Syn File (D) .....	\$75
Synapse Syn-Trend (D) .....	\$75
Synapse Syn Coman (D) .....	\$22
Synapse Syn Graph (D) .....	\$39
Synapse Syn Mail (D) .....	\$33
Synapse Syn-Stat (D) .....	\$45
Synapse Syn-Stock (D) .....	\$45
Thorn Home Finance Mgmt (D) .....	\$19
Creative Household Finance (C) .....	\$23
Creative Household Finance (C) .....	\$19
Creative Home Inventory (D) .....	\$13
Creative Home Inventory (C) .....	\$10
Compuserve Start Kit (5 hrs) .....	\$29
Einstein Memory Trainer (D) .....	\$89
Broderbund Bank St. Writer (D) .....	\$45

#### GAMES

Infocom Zork I, II, III each (D) .....	\$26
Infocom Planet Fall (D) .....	\$33
Infocom Enchanter (D) .....	\$33
Infocom Infidel (D) .....	\$33
Synapse Dimension X (D&C) .....	\$22
Broderbund Arcade Machine (D) .....	\$39
Epyx Gateway to Apshai (CT) .....	\$27
Epyx Silicon Warrior (CT) .....	\$27
Epyx Dragonriders of Pern (D&C) .....	\$25
Epyx Fun With Art (CT) .....	\$27
Sega Congo Bongo (CT) .....	\$25
Robotron (CT) .....	\$37
Donkey Kong Jr. (CT) .....	\$37
Joist (CT) .....	\$37
Pole Position (CT) .....	\$37

#### EDUCATION

A.E.C. Vocabulary (D) .....	\$29
A.E.C. Grammar (D) .....	\$29
A.E.C. U.S. Geography (D) .....	\$29
A.E.C. World Geography (D) .....	\$29
A.E.C. Spanish Vocab. (D) .....	\$29
A.E.C. Reading Comp. I (D) .....	\$39
A.E.C. Reading Comp. II (D) .....	\$29
A.E.C. Reading Comp. III (D) .....	\$29
Spinnaker Delta Drawing (CT) .....	\$26
Koala Spider Eater .....	\$23
Koala Geometric Designs .....	\$23
Koala Crystal Flowers .....	\$23
Koala Logo Designs .....	\$29
Spinnaker Trains (D) .....	\$27

**\$uch A Deal**  
**CALL TOLL FREE**  
**1-800-431-8697**  
**Orders Only!**

903 S. Rural, #102  
 Tempe, AZ 85281

For Information, Customer Service Release Dates, etc.  
 Call  
**602-968-9128**

(C) = Tape (D) = Disk (CT) = Cartridge

\*TERMS OF OFFER: If you find a price for any software or peripheral in this issue that is lower than our advertised price, we'll guarantee to beat it! Valid only on product in similar in-stock conditions. Valid only on prices appearing in print in this issue.

ORDERING & TERMS: Send-cashier check, money order; personal company checks allow 3 weeks bank clearance. VISA MasterCard accepted. Provide phone number with order. SHIPPING: Software add \$3.00 for first three pieces, add \$1.00 each additional piece. Hardware add 3% or \$5.00, whichever is greater. Arizona residents add 6% sales tax. Returns must have authorization number (call 602-968-9128) for authorization number. All returned merchandise subject to restocking fee and must come with all original packaging. No returns allowed after 30 days from shipping date. Prices are for cash; VISA and MasterCard add 3%. Prices subject to change without notice. All products subject to availability from manufacturers and suppliers.

see. The two animals and the chasers move smoothly. The music and sound effects are well done, demonstrating that sound can be simple, yet add greatly to the enjoyment of a game.

Perhaps the best answer to the question "Was it fun?" is to say that I continued to play this game over and over. Once I had mastered the first five levels, I thought I had it figured out, but I was wrong: The challenge continued. I managed to get to level 14, and as soon as I can I'll go back to Mitch and Flip to see if I can return them to their friends.

Flip and Flop

First Star Software, Inc.

22 East 41st Street

New York, NY 10017

32K Atari 400/800, disk or tape, \$29.95

16K Atari, cartridge, \$39.95

Commodore 64, disk or tape, \$29.95;

cartridge, \$34.95

©

---

## The Cosmic Balance II For Apple, Atari

Robert L. Hurt

After blasting away wave after wave of space invaders and wacka-wacking through endless *Pac-Man* imitations, you may find yourself looking for something different to while away the hours. If you've always had a yen for galactic domination, *The Cosmic Balance II* may be for you.

This game, published by Strategic Simulations for the Apple II+ and Atari 400/800, is a sequel to *The Cosmic Balance*. But while the first game involves detailed ship-to-ship combat, *The Cosmic Balance II* is a strategic game involving interstellar sagas of exploration, colonization, and conquest.

With this sequel, variety is the key word. The game may be played by one (with four skill levels) or by two players. The player may create his own

scenario or select from five existing ones. These trace the history of Humanity, from Earth's expansion into space, to the first contact with a hostile race, to the Final Conflict between Humanity and the Empire.

The game divides the near reaches of space into 16 sectors, each with a maximum of 40 habitable worlds. The sectors are displayed graphically as a multitude of irregular interlocking patterns—a nice touch, much more pleasing to behold than squares or hexagons, which would have been easier to implement. The play turns are broken up into several segments to make the complex sequences easier to manage.

### Production Phase

During this phase, the player tallies his Industrial Output points, supplies his ships, and uses the remaining IOs to buy more supplies or construct more ships. There are 15 different ship classes to choose from, ranging from small escorts and merchants to battle cruisers and colony ships.

The IOs come from either active terran-type worlds or supply networks. Terran planets are those rare worlds with the proper blend of resources and climate to become self-sufficient. Less ideal farming, mining, and industrial worlds may also be linked together with cargo ships to form an interdependent commerce net.

### First Movement Phase

Here is where most of the strategy is worked out. Sector by sector, each player gives orders to his ships. The available options are: Garrison, guarding friendly planetary systems; Commerce Mission, providing transport lines linking a commerce net (and thus generating IOs); Supply Mission, shipping goods to create or maintain colonies; Patrol, attempting to intercept enemy ships; Invasion, attempt-

ing to take over an enemy world; Commerce Raid, assaulting an enemy commerce mission; Planetary Raid, attempting to decimate an enemy planet; and Scout, exploring the sector for usable planets.

The computer maintains an updated listing of which ships have been assigned to which missions. This aids tremendously in assigning the proper orders to the right number of ships.

### Execution Phase

Here the computer takes each sector and resolves the combat, battle by battle. It starts by displaying the mission and the ships on each side. Pressing a key will resolve the combat instantly, showing casualties for both sides and stating whether the mission was successful. Gamers owning *The Cosmic Balance I* have an interesting option of resolving each combat using that game. While much more satisfying, this would slow down the game considerably and is best reserved for critical combats.

### Colony Supply Phase

Now each player has the option to start new colonies, supply existing ones, or aid devastated worlds in a state of "ecolapse." It is very important to have sent ships on supply missions so supplies will be available in this phase (untransported supplies are assumed to be stockpiled somewhere in the sector but unavailable at this point). There are few things more frustrating than having a successful attack on a minor farming world put the entire commerce net out of action simply because there are no supplies to bring it back to an active status.

### Empires Fall More Slowly Than Starships

This phase allows a few types of ships outfitted with two warp generators to move once more, towing up to one more ship



# COMPUTER DISCOUNT

TOLL FREE 1-800-621-6131 FOR ORDERS  
4251 W. Sahara Ave., Suite E Las Vegas, Nevada 89126  
MONDAY THROUGH SATURDAY • 9 AM TO 6 PM

## ATARI

1200XL	Rebate \$259
800XL	Call
600XL	Call
1050 Disk Drive	359
410 Recorder	72
830 Modem	129
850 Interface	199
1025 Printer	429
1027 Printer D/W	349

## ATARI SOFTWARE

Assembler Editor	\$42
Syn Assembler	39
Macro Assembler & Text	69
Word Processor	102
Conversational Languages	42
Pac-Man	30
Centipede	30
Breakout	26
Space Invaders	26
Computer Chess	26
Asteroids	26
The Bookkeeper	102

## HARDWARE

C. Itoh Prowriter	\$379
Nec. B023A	439
Banana Printer	199

Invit. to Programming 1	20	1701 Monitor	259
Invit. to Programming 2&3	22	Vic 20	90
Home File Manager	36	Datasette	59
Atari Speed Reading	54	1600 Modem	85
Juggles House (D.C.)	22	NES Mon	29
Juggles Rainbow	22	Paper Clip w/p	115
Qix	30	Calc Result	140
Atari Writer	72	Sytras (utility)	90
Visicalc	160	Renaissance	30
Data Perfect	75	Frogger	33
Letter Perfect	105	Jawbreaker	24
Home Accountant	48	Ft. Apocalypse	30
Elephant Disc s/s	20	Pharaoh's Curse	30
Donkey Kong (new)	35	Type Attack	30
Dig Dug	30	B-1 Nuclear Bomber	12
Minar 2049	34	Midway Campaign	12
Castle Wolfenstein	22	Telengard	18
Choplifter (ct)	30	David's Midnight Magic	29
Serpentine (ct)	30	Choplifter	30
Apple Panic (d)	39	Serpentine	28
Arcade Machine (d)	39	Retro Ball	28
Wizard & the Princess (d)	25	Turtle Graphics II	45
Ulysses & Golden Fleece (d)	29	Nes Writer	35
		Gridrunner	28
		Temple of Apshei	33
		Jump Man	33
		Zork 1,2,3	33

## COMMODORE 64

Comm 64	\$229
1541 D.D.	249
1525 Printer	249

### New Educational Programs

Purchases can be made by check, money order, C.O.D.  
Carte Blanche and Diners Club. 1-702-367-2215

## Maybe it's time you became a satisfied courseware customer.

K-12 MicroMedia is your convenient, sure source for educational software that's:

- Critically Selected
- Sensibly Priced
- Promptly Shipped
- 100% Satisfaction Guaranteed

Remember — if you can't use anything you ever order from K-12 MicroMedia, you don't have to buy it. Check out the Educational Software Catalogs that best meet your needs.

- Computer Literacy Catalog
- General Catalog
- Basic Skills (K-6) Catalog
- Learning Games + Simulations

Name \_\_\_\_\_  
School \_\_\_\_\_  
School Address \_\_\_\_\_  
City \_\_\_\_\_ State \_\_\_\_\_ Zip \_\_\_\_\_

## K-12 MicroMedia

172 Broadway, Woodcliff Lk., NJ 07675  
(201) 391-7555

3

along. This is quite necessary when invading enemy territory. Until bases have been established there, ships must use hit-and-run tactics or be destroyed due to lack of supplies in the next production phase.

*The Cosmic Balance II* displays game information in a clear, usable manner. At the beginning of each phase the player is asked to enter his choice of sectors and is then given the option of viewing several displays before giving orders. The general display gives a summary of the numbers of each type of ship and world in the sector. There are also more detailed ship and planet displays available.

A reasonable effort is made to prevent the user from making mistakes. In the production and supply phases, for example, he is forced to give orders to each sector he controls. Unfortunately, this is not the case with the movement phase, so it is disturbingly easy to exit from it

before giving orders.

The computer is a worthy opponent and makes its moves very quickly. Execution is also very rapid; it really deserves its label "RapidFire." By far the most time-consuming aspect is entering orders (expect to spend a minimum of ten minutes per player per turn. For the more complex scenarios, it may take 20 minutes).

All in all, the game works quite well. It takes a concept usually found only in tactical wargames and adapts it fully to a computerized format, with the computer efficiently handling the drudgery of record-keeping and execution.

But there are drawbacks. This game lacks the fast-paced excitement of arcade games or even *The Cosmic Balance I* (after all, each turn represents a period of a year or so). And empires are much slower to fall than starships.

A complex scenario with

several sectors on each side could take many hours to play, and the Final Conflict literally could take months. If *The Cosmic Balance I* Combat Option is used, playing time would greatly increase. This system easily lends itself to extended campaigns. Fortunately, provisions have been made for saving a game in progress.

So if you're in the mood for building an empire and have time to spare, this might be the game for you. Just remember—the Federation wasn't built in a day.

The Cosmic Balance II  
*Strategic Simulations, Inc.*  
883 Stierlin Road  
Building A-200  
Mountain View, CA 94043  
\$39.95

©

**COMPUTE!**  
The Resource.

# COMMODORE

# 3-D

# Drawing Master

Donald E Smith

*"Drawing Master" helps you create complex three-dimensional drawings by making use of your computer's high-resolution graphics mode. Originally written for VIC with 16K expander; versions also are included for 64 and Apple.*

Drawing with a joystick is fun, but it lacks the precision and flexibility that artists and designers expect in a drawing instrument. With "Drawing Master," you can create complex drawings on the screen. Just provide the points on the screen where each line begins and ends, and Drawing Master fills in the lines for you.

You can define the starting points of two lines and the point where they meet (Figure 1a), or the places where a single line changes direction (Figure 1b), or you can define the points along a curved line (Figure 1c). Drawing Master also lets you define open and closed two-dimensional shapes (Figure 2) as well as complex drawings utilizing a combination of two- and three-dimensional shapes (Figure 3).

## Cartesian Coordinates

Drawing Master makes use of your computer's high-resolution graphics mode, which allows you to draw by controlling the individual pixels (specks of light) on the screen. In high-resolution mode, you find a specific pixel's position by using the Cartesian Coordinate System, the common X-Y coordinate system widely used in plotting charts and graphs. The X coordinates represent points on a horizontal plane, and the Y coordinates represent points on a vertical plane. You can locate any point on the screen by its horizontal and vertical distances from a point of origin. It's like the way you can locate a particular street on a city map by looking for it in the square called F-5 or C-2.

X coordinate points begin at the left of the screen and increment to the right, and Y coordinate points begin at the top of the screen and increment down the screen. Position (0,0) is the HOME position, in the upper-left corner of the screen. So, Position (36,45) in Figure 3 is 36 X points to the right of, and 45 Y points down from, Position (0,0).

The VIC high-resolution screen has 175 X coordinates and 160 Y coordinates, for a total of 28,000 individual points on the screen. (The 64 has 320 X coordinates and 200 Y coordinates, for a total of 64,000; and the Apple has 280 X coordinates and 192 Y coordinates, for a total of 53,760.)

To illustrate how Drawing Master uses this plotting system, let's create the drawing in Figure 3 step by step, using a plotting routine from Paul F. Schatz's article, "High Resolution Plotting," in *COMPUTE!'s First Book of VIC*.

First, type in the program and SAVE it. Next, turn the VIC off and then back on. Before LOADING the program, you must move the start of BASIC to 8192 (to accommodate the 16K expander) by entering this line in the immediate mode:

```
POKE44,32:POKE8192,0:NEW
```

(This must be done each time you LOAD the program.)

(The 64 version includes Programs 2 and 3. Type in each program separately and SAVE each one to tape or disk. LOAD and RUN Program 2 before you RUN Program 3.)

## Drawing Master In Action

Now LOAD the program and RUN it.

Drawing Master begins by displaying a menu with seven options:

- D—Define Object
- R—Read Object
- S—Save Object



# PROSYS

The Professional Systems People And

**MICRO WORX**

Present Products From

**commodore**

And

The Software That Makes Them Work!

## SOFTWARE

### SBSYS

C-64, 8032, 8096 & B-Series

THE SMALL BUSINESS SYSTEM

Available for 1541, 8050 and hard disk drives. GL, AP, AR, INV. and payroll as low as \$99.00 each! Call for specific pricing.

### PERSYS

VIC 20, C-64, 8032, 8096 & B-Series

THE PERSONAL FINANCIAL SYSTEM

A complete financial package for home and small business, beginning at \$69.00 on tape.

**VERTICAL PACKAGES INCLUDE:**

### LEGISYS

8032, 8096 & B-Series.

The total legal office information, accounting and tickler system.

### LOADSYS

8032, 8096 & B-Series.

The total truck brokerage accounting system. Call for free intro consulting.

Dealer inquiries invited.

These are sample unit prices.

We carry support items, cables, games...

**WE HAVE IT!**

## CBM PRODUCTS

8032 Computer	\$ 619.00
8050 Disk Drive	979.00
8250 Disk Drive	1279.00
9060 Hard Disk	1979.00
8023 Printer	529.00
6400 Printer	1399.00

## C-64 STUFF

C-64 Computer	\$219.00
1541 Disk Drive	249.00
1701 Monitor	249.00
1526 Printer	339.00
1600 Modem	69.00

Call Toll-Free by dialing:

Outside Texas:

**1-800-221-WORX**

Inside Texas:

**1-800-692-4265,**

wait for beep, then dial 008-3378,  
wait for tone and dial 993.

or Lubbock 797-2623,

Dallas/Ft. Worth 498-8080.

**MICRO WORX**

797-2623

VISA & MasterCard. Add 3% Surcharge.

Shipping paid on prepaid orders.

Prices subject to change without notice.

4210 D 50th St.

Lubbock, TX 79413

V-View Object  
T-Translate Object  
M-Main Menu  
E-End Session

Select D to define the object that you wish to draw on the screen.

In this practice run, you will be defining the different shapes contained in Figure 3, a box with two windows in the front. If you break down the drawing into its components, you have one three-dimensional part, the box, and two two-dimensional parts, the windows.

Pressing D begins a series of prompts asking you to provide data for the object. The first prompt is for the number of 2-D (two-dimensional) parts, which you can think of as the number of flat surfaces which you want to represent on the screen. In Figure 3, the box is drawn to simulate three dimensions, but the two windows are drawn as flat rectangles, so you respond with 2 for the number of 2-D parts.

These two-dimensional parts are defined with the next series of prompts. You are asked for the number of points in part one. Window 1 has 4 points, so you enter 4. Drawing Master then prompts you for the X and Y coordinates of each point. (Remember our X,Y coordinate system.) For the sake of clarity and consistency, enter the coordinates in clockwise order. Be sure you have entered each set of coordinates correctly before you press RETURN. Drawing Master has no editor, and a mistake can cause you to have a lopsided figure. Each time you press RETURN, you will be prompted for the coordinates of the next point.

```
X,Y [ENTER] 84,80
X,Y [ENTER] 99,73
X,Y [ENTER] 99,116
X,Y [ENTER] 84,122
```

Since you have two windows (two 2-D parts), the next prompt asks for the data for the second window. Drawing Master allows you to make a second window from data already entered for the first. (If you wanted a third window, you would copy it from the completed second window.)

COPY LAST PART? (Y/N) Y

Respond with Y, because you want both windows to be alike, but in different positions on the screen. The next prompt asks for the translation of the figure in both X and Y directions. This prompt determines how far horizontally (X) or vertically (Y) from its original position you want to copy the first window to produce the second window.

Look at Figure 3 again. In relation to the HOME position (0,0), Window 2 is farther to the right and higher than Window 1. To make the example as painless as possible, the exact distances

have been computed for you: Window 2 is to be translated 35 X points to the right of, and 13 Y positions higher than, Window 1. Drawing Master prompts you with:

```
PART2/TRANSLATION:
RIGHT= +X  LEFT=-X
DOWN= +Y  UP=-Y
```

This tells you that your X translation is positive if you are translating the figure to the right, and negative if translating to the left. The Y translation is positive if you are translating down, and negative if you are translating up from the original position.

You will be prompted X TRANS? and you type 35. In answer to Y TRANS? you type -13. Since the windows are not three-dimensional, you respond with N to the prompt:

IS PART 3D? N

You have not yet created the box which surrounds the windows.

When the prompt asks:

# OF 3D PARTS?

respond with 1, for the box.

You can now create the 3-D simulation by creating certain sides of the box and letting Drawing Master fill in the rest of the box for you. Look at Figure 4. This is a simulated three-dimensional drawing of a box similar to the one you are about to create. (The dotted lines would be hidden if the box were solid.) This box has six sides, or *faces*: front (Face 1), back (Face 2), top (Face 3), bottom (Face 4), and the left and right sides, which, to avoid clutter, are not labeled. Each face is a closed, four-sided shape. (See Figures 4b and 4c.)

First you are prompted for the number of points on each face:

```
# OF POINTS ON EACH FACE? 4
IS THE SIDE CLOSED? Y
```

Now enter the points for two opposite sides.

```
Face 1
X,Y 36,45
X,Y 70,70
X,Y 70,139
X,Y 36,111
```

```
Face 2
X,Y 114,17
X,Y 148,41
X,Y 148,111
X,Y 114,84
```

When you press RETURN after entering the fourth set of coordinates, you return to the main menu. From this menu, you may view your figure by pressing V. After you view it, press M to return to the main menu. You can save your drawings on disk or tape (disk only for Apple), and load them back into memory using the R option in the main menu.



## Your "ONE STOP" Source for Computer Books

You can rely on PACE for ONE STOP shopping for all your Micro Computer needs. We have thousands of books, programs and accessories—covering all the major brands of computers—even 60 different magazines! The ONE STOP friendly store.



VISA/MASTERCARD ORDERS CALL (312) 595-3860

### BOOKS ON THE C-64™

- **COMPUTE!'s 1st BOOK OF C-64**  
4105-00020 264 Pgs \$12.95
- **GAMES C-64s PLAY**  
4560-000121 270 Pgs \$14.95
- **KIDS & THE C-64**  
4560-000172 210 Pgs \$19.95
- **GRAPHICS & SOUND PROG.**  
4800-000640 240 Pgs \$14.95
- **SPRITE GRAPHICS FOR C-64**  
4690-838136 224 Pgs \$15.95
- **USING C-64 IN THE HOME**  
4690-940072 200 Pgs \$10.95
- **PROGRAMMER'S REF GUIDE**  
4760-022056 486 Pgs \$19.95
- **HOW TO USE THE C-64**  
4250-000133 124 Pgs \$ 3.95
- **COMPUTER PLAYGROUND** By  
M. J. Winter. Workbook for children.  
4560-000108 128 Pgs \$ 9.95
- **ELEMENTARY C-64** Wm. B. Sanders.  
Considered among best "How-To's".  
4560-000034 232 Pgs \$14.95
- **EASY GUIDE TO YOUR C-64** Jos.  
Kasmer. Jargon-free text on practical  
operation—word process to math calc.  
4795-000126 160 Pgs \$ 7.95
- **C-64 BASIC HANDBOOK** Douglas  
Hergert. Dictionary-style handbook.  
4795-000116 170 Pgs \$ 9.95
- **More Than 32 BASIC PROGRAMS**  
Practical, educational and games.  
4250-000180 350 Pgs \$29.95
- **COMPUTE!'s 1st BOOK OF C-64**  
**SOUND AND GRAPHICS** NEW!  
4105-000021 Due Soon \$12.95
- **COMPUTE!'s 1st BOOK OF C-64**  
**GAMES** NEW!  
4105-000034 Due Soon \$12.95
- **COMPUTE!'s REFERENCE GUIDE**  
**TO C-64 GRAPHICS** NEW!  
4105-000029 Due Soon \$12.95
- **CREATING ARCADE GAMES** NEW!  
4105-000036 Due Soon \$12.95
- **GAMES FOR KIDS** NEW!  
4105-000037 Due Soon \$12.95

### BOOKS ON THE ATARI®

- **EASY GUIDE TO 400/800**  
4795-000125 160 Pgs \$ 7.95
- **BASIC EXERCISES**  
4795-000101 251 Pgs \$12.95
- **YOUR FIRST PROGRAM**  
4795-000130 150 Pgs \$ 9.95
- **COMPUTE!'s 1st BOOK of ATARI**  
4105-000000 184 Pgs \$12.95
- **INSIDE ATARI DOS**  
4105-000002 108 Pgs \$19.95
- **COMPUTE!'s 2nd Book of ATARI**  
4105-000006 250 Pgs \$12.95
- **COMPUTE!'s 1st BOOK of ATARI**  
**GRAPHICS**  
4105-000008 248 Pgs \$12.95
- **MAPPING THE ATARI** Explanations  
of Atari memory locations (400/800)  
4105-000009 194 Pgs \$14.95
- **ATARI BASIC SOURCEBOOK**  
4105-000015 296 Pgs \$12.95
- **COMPUTE!'s 1st BOOK of ATARI**  
**GAMES**  
4105-000014 232 Pgs \$12.95
- **COMPUTERS FOR KIDS - ATARI**  
4198-000022 72 Pgs \$ 4.95

### BOOKS ON THE VIC-20™

- **GETTING ACQUAINTED WITH**  
**YOUR VIC-20**  
4198-000028 128 Pgs \$ 9.95
- **VIC-20 USER GUIDE**  
4685-000086 388 Pgs \$15.95
- **101 PROGRAMMING TIPS AND**  
**TRICKS (Vic & C-64)**  
4080-000030 128 Pgs \$ 8.95
- **VIC BASIC - User Friendly Guide**  
**go Graphics, Color & Sound**  
4890-008377 360 Pgs \$14.95
- **YOUR 1st VIC-20 PROGRAM**  
4795-000129 182 Pgs \$ 9.95
- **VIC GAMES**  
4410-001080 187 Pgs \$13.95
- **PROGRAMMER'S NOTEBOOK**  
4760-022089 253 Pgs \$14.95
- **50 EASY-TO-RUN GAMES**  
4760-022188 122 Pgs \$ 5.95
- **COMPUTERS FOR KIDS**  
4198-000042 72 Pgs \$ 5.95
- **COMPUTER PLAYGROUND**  
4560-000108 128 Pgs \$ 9.95
- **GAMES VIC-20s PLAY**  
4560-000119 270 Pgs \$14.95
- **QUICK REFERENCE GUIDE**  
4925-088248 \$ 2.95
- **VIC-20 FOR KIDS OF ALL AGES**  
4925-088233 160 Pgs \$10.95
- **MASTERING THE VIC-20: BASIC**  
**LANGUAGE PROGRAMMING**  
4925-088892 200 Pgs \$14.95
- **CREATING ARCADE GAMES** NEW!  
4105-000035 Due Soon \$12.95
- **GAMES FOR KIDS** NEW!  
4105-000035 Due Soon \$12.95
- **THINGS TO DO IN 4K OR LESS**  
4105-000038 Due Soon \$12.95

### BOOKS ON TIMEX®/SINCLAIR®

- **HOW TO USE THE TIMEX/SIN-**  
**CLAIR**  
4250-000113 120 Pgs \$ 3.95
- **USING & PROGRAMMING**  
4250-000107 178 Pgs \$ 9.95
- **CONTROL THINGS WITH YOUR**  
**TIMEX/SINCLAIR** Practical, low-  
cost applications.  
4250-000127 80 Pgs \$ 6.95
- **32 BASIC PROGRAMS FOR T/S**  
Business, educational and games.  
4250-000137 288 Pgs \$19.95

### COMPUTER DUST COVERS

- For **COMMODORE®**
- 4108-005600 Kybrd \$10.98
  - 4108-005700 Old Data \$ 4.98
  - 4108-005710 New Data \$ 4.98
  - 4108-005720 1701 Mon. \$15.98
  - 4108-005800 1515 Prnt \$10.98
  - 4108-005820 1525 Prnt \$10.98
  - 4108-005860 1540/41 \$ 9.98
- For **ATARI®**
- 4108-000800 400 \$11.98
  - 4108-000810 410 \$ 4.98
  - 4108-000820 800 \$12.98
  - 4108-000830 810 \$ 7.98
  - 4108-000845 820 \$ 8.98
  - 4108-000850 822 \$ 7.98
  - 4108-000860 825 \$11.98
  - 4108-000865 825 w/rk \$11.98
  - 4108-000877 1200 \$11.98

Also for: TI 99/4a, APPLE, IBM, TRS-80 and more!

### USE THIS AD AS YOUR HANDY ORDER FORM

TO ORDER: Just check the block by the title of the book or item you wish to order. Send this ad, along with your NAME, STREET ADDRESS, CITY, STATE and ZIP CODE, and your Certified Check, Money Order, Personal Check (allow 2 weeks to clear), or your VISA or MASTERCARD NUMBER, EXPIRATION DATE and INTERBANK NUMBER (Minimum Charge is \$25.00) to

**pace!**

micro software centers

DEPARTMENT: C-P  
Lock Box 328, Bensenville, IL 60106  
(312) 595-3860

Please add \$2.50 Postage and Handling on ALL Orders. Illinois Residents Add 6% Tax. Foreign Orders Add 10% (Min. \$5.00). Prices & availability subject to change.

PLEASE SEND ME A COMPLETE BOOK & SOFTWARE LISTING FOR:

- APPLE® □ ATARI® □ COMMODORE® □ IBM □ RADIO SHACK®
- TEXAS INSTRUMENTS® □ TIMEX®/SINCLAIR® □ Other \_\_\_\_\_

# DEVELOP-64 LEARN

## MACHINE LANGUAGE

### Have Complete Control Over Your Commodore 64

- Write Fast-action Arcade-style graphics
- Fully use the Music synthesizer
- Completely understand the Computer
- Develop your skills inventory

Learn with the Tutorial that comes complete with a Full set of professional quality development tools.

Add Machine Language to your bag of tricks.

**DEVELOP-64** includes a Co-resident Assembler/Editor/Decoder/Debugger/Loader/Saver PLUS the Machine Language Programmer's Bible:

"Inside The Commodore 64"

**\$49<sup>95</sup>**



# DEVELOP-64

Call Toll-Free 1-800-328-0145  
or in Minnesota call: (612) 871-4505

French  
Silk



P.O. Box 7426 Minneapolis, MN 55407

Figure 1a

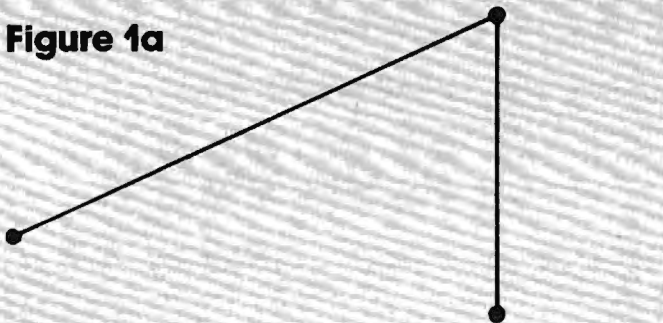


Figure 1b




Figure 1c




Figure 2

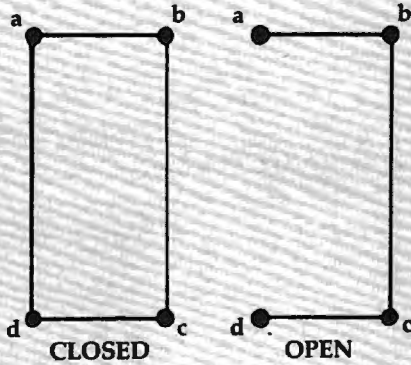


Figure 4a

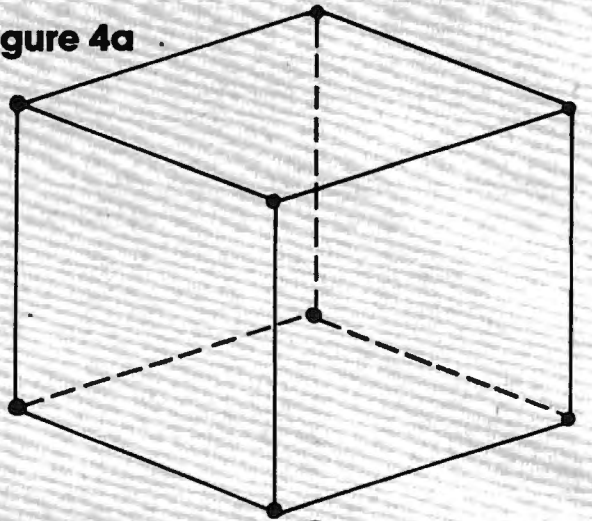


Figure 4b

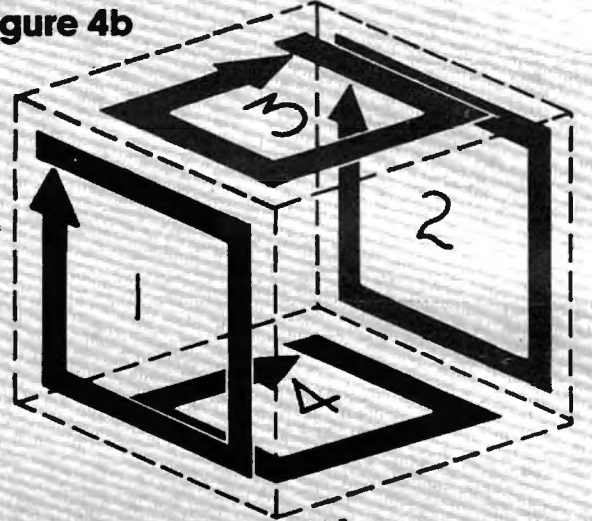
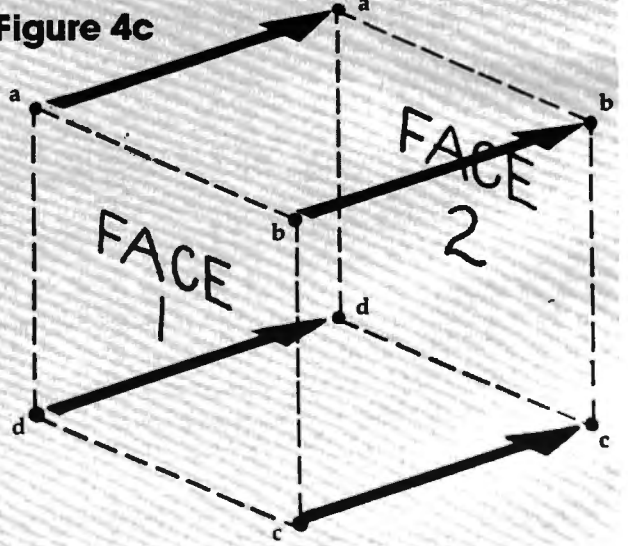
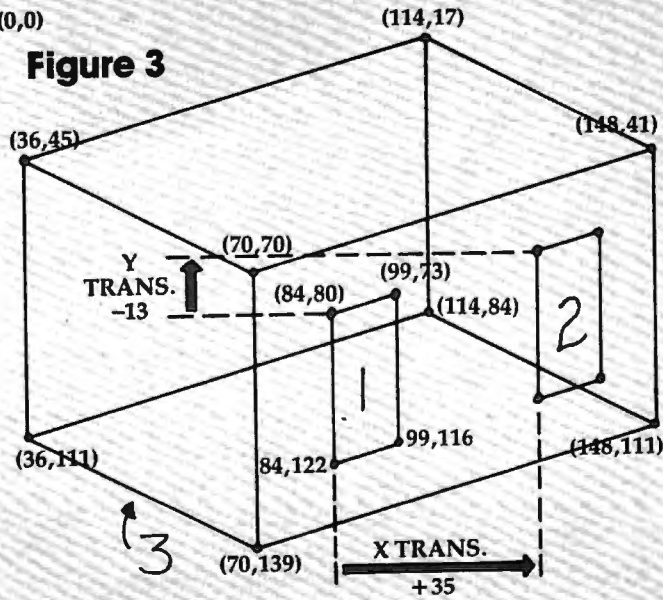


Figure 4c



(0,0)

Figure 3

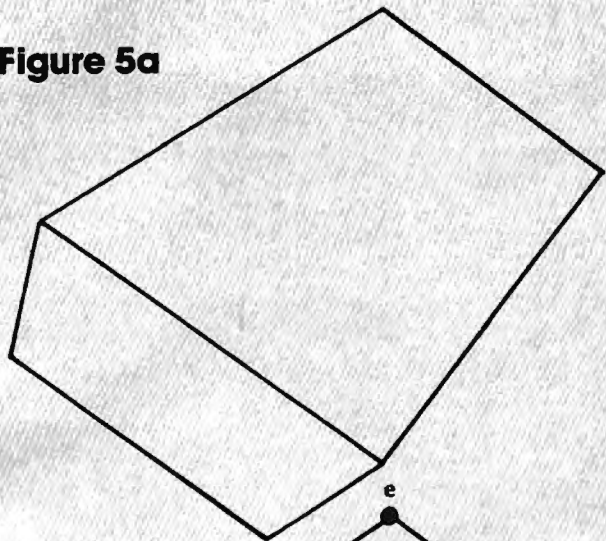


### Translation

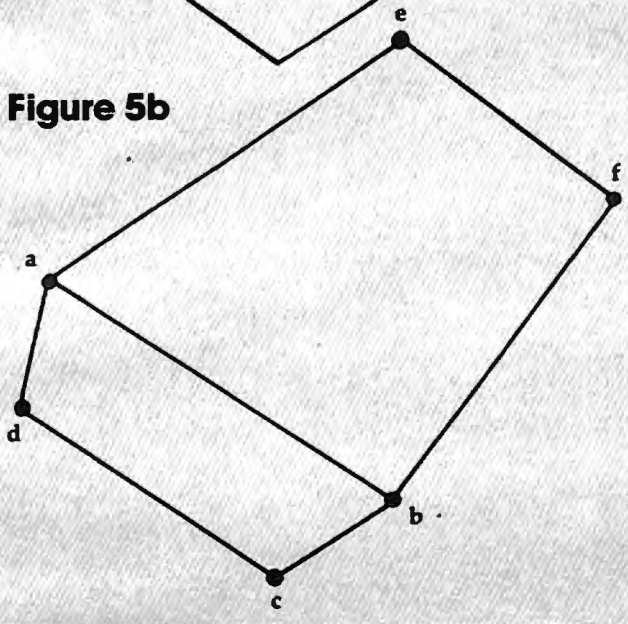
An extra utility in Drawing Master is the ability to move the entire object around the screen. Translation works like Copy. It prompts you for the X and Y translation numbers. It can be used for centering the object or for other purposes. It physically alters the data base. If you don't wish to keep



**Figure 5a**



**Figure 5b**



the translation after VIEWing it, don't SAVE it.

The program makes it possible to VIEW an object positioned half on and half off the screen. Drawing Master has a safety device that does not allow POKing locations outside the screen area. The plotter will continue to compute those points, but they will not be POKed.

### Viewing Tips

You may have noticed that after you pressed V, there was a pause and perhaps you saw some random graphics as the screen locations were being cleared out. This is normal. Even when there is no garbage displayed, the "clearing" process is going on. Be patient, and soon your image will begin to form. When you pressed M to return to the menu, the image was "cleared" in the same way.

As your image appears, you will notice that vertical lines are wider than horizontal ones. This has to do with the way the screen plot works. A character space is normally eight bits wide and eight bits high. In order to increase the size of the

plotting area without heavy demands on memory size, the character cell size has changed to 8 bits wide by 16 bits high. For a further explanation, see Paul Schatz's article.

You may be puzzled by the way Drawing Master draws diagonal lines. Rather than drawing a straight line, it draws a very small staircase between two points. This is a product of the VIC's resolution. Any raster scan system, no matter how sharp the resolution, will give the same effect to some extent. The stairsteps are less noticeable if you draw as large as possible. Try to use the whole screen.

### Hidden Lines In 3-D

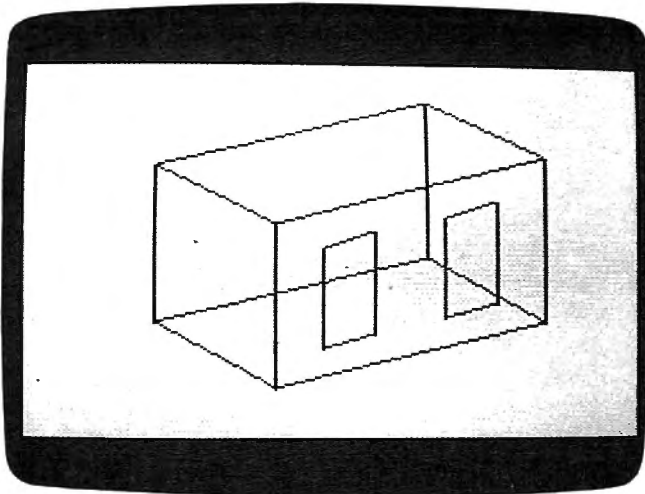
3-D mode normally draws a representation of the object as if it were transparent; you can see all edges at once. This is sometimes confusing. Drawing Master has no algorithms for removing hidden lines automatically, but under certain conditions you can fool the 3-D mode into drawing as if it did. Figure 5a shows a hidden line drawing for a rectangular solid in perspective. Only the visible edges are showing. You could draw it in 2-D as two parts (two rectangular shapes). Or we can make 3-D draw it as one part. Here's the secret. Nothing prohibits you from using the same point twice.

The first face is entered as usual: starting with point a, then b, c, and d. The second face is entered differently: point e, f, b, and a. If you follow the way the VIC plots, you'll see that it traces the same line more than once. But the result is the image you want (Figure 5b).

### A Plotting Table

In order to define your object accurately in terms of its points, you will need to make a plotting table. All you need is a pencil, a ruler, and a piece of paper approximately 12 by 20 inches. Across the page from left to right, draw 18 vertical lines one inch apart. From top to bottom, draw 17 horizontal lines  $\frac{3}{4}$  inch apart. Label the vertical lines from 0 to 170 by tens (0, 10, 20...) and the horizontal lines from 0 to 160, also by tens. Be as accurate as possible. Now divide every square into ten equal sections (with nine lines) horizontally and vertically. You will note that the vertical lines stop at 170. You must add six small sections out beyond the last line to 175: the maximum right position (X coordinate) on the screen.

You now have a plotting table for use with Drawing Master. The object or scene you want to reproduce on the screen should be drawn or traced onto tissue paper and laid over the plotting table. Then note on the drawing the X and Y coordinate for each important point. In standard notation, the X coordinate is given first, followed by the Y, with a comma separating them (ax,ay).



This VIC-20 display results after following the steps to create a three-dimensional box with two windows in one face using "3-D Drawing Master."

### Program 1: Drawing Master, VIC Version

```

15 DIM A(20,2,26)
20 Q$=""
49 REM MENU
50 PRINT"{CLR}"
51 PRINTSPC(4)"DRAWING MASTER":PRINT:PRINT:PRINT
52 PRINTSPC(3)"D-DEFINE OBJECT":PRINT
53 PRINTSPC(3)"R-READ OBJECT":PRINT
54 PRINTSPC(3)"S-SAVE OBJECT":PRINT
55 PRINTSPC(3)"V-VIEW OBJECT":PRINT
57 PRINTSPC(3)"T-TRANSLATE OBJECT":PRINT
58 PRINTSPC(3)"M-MAIN MENU":PRINT
59 PRINTSPC(3)"E-END SESSION"
60 GOSUB 3700
65 ON-(Q$="D")-2*(Q$="R")-3*(Q$="S")-4*(Q$="V")-5*(Q$="T")GOTO100,1600,1800,3000,1399
68 IF Q$="E"THEN3800
70 GOTO50
99 REM DEFINE
100 PRINT"{CLR}"
101 REM 2D MODE
102 PRINT"MAXIMUMS:";PRINT"20 PARTS":PRINT"12 PTS PER PART/FACE":PRINT
103 INPUT"# OF 2D PARTS";P1
104 PA=P1+2:Q$="":A(0,0,0)=P1
106 IF P1=0THEN200
107 FOR PT=2TO P1+1
108 PRINT:PRINT"PART";PT-1
109 IF PT=2 THEN 120
110 PRINT"COPY LAST PART?(Y/N)":GOSUB 3700
111 IF Q$="N"THEN120
115 GOSUB1000
117 GOTO140
120 INPUT"# OF POINTS";PO
125 PRINT"CLOSED?(Y/N)":GOSUB3700
127 IF Q$="Y" THEN A(PT,0,1)=1:GOTO 129
128 A(PT,0,1)=2
129 A(PT,0,0)=PO
130 TA=2
135 FOR T=2TO PO+1:INPUT"X,Y";A(PT,0,TA),A(PT,0,TA+1):TA=TA+2:NEXT
140 NEXT PT
199 REM 3D MODE
200 INPUT"# OF 3D PARTS";P2
202 IF P2=0 THEN A(1,0,0)=0:GOTO49
204 Q$="":A(1,0,0)=P2
205 FOR PT=PATO P2+PA-1
206 PRINT:PRINT"PART";PT-1
207 IF PT=PA THEN 212
208 PRINT "COPY LAST PART?(Y/N)":GOSUB3700
209 IF Q$="N" THEN212
210 GOSUB1000
211 GOTO 229
212 PRINT"# OF POINTS?"
213 INPUT"ON EACH FACE";PO
214 A(PT,0,0)=PO
216 PRINT"CLOSED?(Y/N)":GOSUB3700
217 IF Q$="Y" THEN A(PT,0,1)=1:GOTO220
218 A(PT,0,1)=2
220 TA=2
222 FOR TT=1 TO 2
223 PRINT "FACE";TT
225 FOR T=2 TO PO+1:INPUT "X,Y";A(PT,TT,T),A(PT,TT,TA+1):TA=TA+2:NEXT
226 TA=2
227 NEXT TT
229 NEXT PT
298 GOTO 50
299 REM VIEW MOVE RAM
300 POKE36866,150:POKE36869,240:POKE648,300
310 FORJ=217TO228:POKEJ,158:NEXT:FORJ=229TO250:POKEJ,159:NEXT
320 POKE36865,30:POKE36867,21:POKE36869,252:POKE36879,30
330 FORI=0TO219:POKE7680+I,I:NEXT
333 CO=0
335 FOR I=0 TO 219:POKE38400+I,CO:NEXT
340 FORI=4096TO7615:POKEI,0:NEXT
349 REM 2D READ
350 P1=A(0,0,0):PA=P1+2
351 IFP1=0THEN449
352 FOR PT=2 TO P1+1
353 PO=A(PT,0,0)
354 TA=2
355 FOR T=2 TO PO+1
360 X1=A(PT,0,TA):Y1=A(PT,0,TA+1)
399 REM VIEW 1ST COMPARE
405 IFT=PO+1ANDA(PT,0,1)=1 THENX2=A(PT,0,2):Y2=A(PT,0,3):GOSUB500
410 IF T=PO+1 THEN445
420 X2=A(PT,0,TA+2):Y2=A(PT,0,TA+3)
430 GOSUB500
435 TA=TA+2
440 NEXT T
445 NEXT PT
449 REM 3D READ
450 P2=A(1,0,0)
451 IFP2=0THEN800
452 FOR PT=PA TO P2+PA-1
454 PO=A(PT,0,0)
458 FOR TT=1 TO 2
459 TA=2
460 FOR T=2 TO PO+1
462 X1=A(PT,TT,TA):Y1=A(PT,TT,TA+1)
464 IF T=PO+1 AND A(PT,0,1)=1 THEN X2=A(PT,TT,2):Y2=A(PT,TT,3):GOSUB 500
466 IF T=PO+1 THEN 476
468 X2=A(PT,TT,TA+2):Y2=A(PT,TT,TA+3)
470 GOSUB500
472 TA=TA+2
474 NEXT T
476 NEXT TT
478 TA=2
480 FOR FA=1 TO PO
482 X1=A(PT,1,TA):Y1=A(PT,1,TA+1)
484 X2=A(PT,2,TA):Y2=A(PT,2,TA+1)

```



```

486 GOSUB500
488 TA=TA+2
490 NEXT FA
492 NEXT PT
498 GOTO800
499 REM VIEW 2ND COMPARE
500 X=0:Y=0:SI=1
510 IFX1>X2ANDY1>Y2THENSI=-1
520 IF(X2-X1)<(Y2-Y1)ANDY1<Y2 THEN525
522 GOTO530
525 IF(Y2-Y1)>(X1-X2)THEN640
527 SI=-1:GOTO540
530 IF(X2-X1)<(Y1-Y2)ANDY1>Y2THEN620
540 IFY1=Y2 AND X1=X2THENRETURN
550 IFY1=Y2THEN3500
599 REM VIEW PLOT LOOPS
600 FORYY=Y1TOY2 STEPSI*((Y2-Y1)/(X2-X1))
:Y=INT(YY):X=X1:GOSUB3000:GOSUB3200:N
EXTYY
610 GOTO660
620 IF(Y1-Y2)>(X1-X2)THENSI=-1:GOTO640
630 GOTO540
640 IF X1=X2THEN3600
650 FORXX=X1TOX2STEPSI*((X2-X1)/(Y2-Y1)):
X=INT(XX): Y=Y1:GOSUB3000:GOSUB3300:N
EXTXX
660 RETURN
799 REM VIEW GO MENU
800 A$=""
810 GETA$:IFA$=""THEN810
820 IF A$<>CHR$(77)THEN810
830 FORI=4096TO7615:POKEI,0:NEXT
840 POKE36865,25:POKE36867,46:POKE36869,2
40:POKE36879,27
850 PRINTCHR$(147)
860 GOTO 50
898 END
999 REM COPY PART
1000 PRINT"{CLR}":PRINT"PART";PT-1;"/TRAN
SLATION:"
1005 PRINT"RIGHT=+X LEFT=-X"
1010 PRINT"DOWN=+Y UP=-Y":PRINT
1015 INPUT"X TRANS.":TX
1020 INPUT"Y TRANS.":TY
1025 PRINT"IS PART 3D?(Y/N)":GOSUB3700
1030 IF Q$="Y" THEN 1100
1035 A(PT,0,0)=A(PT-1,0,0):A(PT,0,1)=A(PT
-1,0,1)
1040 TA=2
1045 FOR T=2 TO A(PT,0,0)+1
1050 A(PT,0,TA)=A(PT-1,0,TA)+TX
1055 A(PT,0,TA+1)=A(PT-1,0,TA+1)+TY
1060 TA=TA+2
1065 NEXT T
1068 PRINT"{CLR}"
1070 RETURN
1100 A(PT,0,0)=A(PT-1,0,0):A(PT,0,1)=A(PT
-1,0,1)
1105 FOR TT=1 TO 2
1110 TA=2
1115 FOR T=2 TO A(PT,0,0)+1
1120 A(PT,TT,TA)=A(PT-1,TT,TA)+TX
1125 A(PT,TT,TA+1)=A(PT-1,TT,TA+1)+TY
1130 TA=TA+2
1135 NEXT T
1140 NEXT TT
1142 PRINT"{CLR}"
1145 RETURN
1399 REM TRANS
1400 PRINT"{CLR}":PRINT"TRANSLATION:"
1405 PRINT"RIGHT=+X LEFT=-X"
1410 PRINT"DOWN=+Y UP=-Y":PRINT
1415 INPUT"X TRANS.":TX
1420 INPUT"Y TRANS.":TY
1430 P1=A(0,0,0):PA=P1+2
1435 FOR PT=2 TO P1+1
1440 PO=A(PT,0,0)
1445 TA=2
1450 FOR T=2 TO PO+1
1455 A(PT,0,TA)=A(PT,0,TA)+TX
1460 A(PT,0,TA+1)=A(PT,0,TA+1)+TY
1465 TA=TA+2
1470 NEXT T
1475 NEXT PT
1480 P2=A(1,0,0)
1485 FOR PT=PA TO P2+PA-1
1490 PO=A(PT,0,0)
1495 FOR TT=1 TO 2
1500 TA=2
1505 FOR T=2 TO PO+1
1510 A(PT,TT,TA)=A(PT,TT,TA)+TX
1515 A(PT,TT,TA+1)=A(PT,TT,TA+1)+TY
1520 TA=TA+2
1525 NEXT T
1530 NEXT TT
1535 NEXT PT
1540 GOTO 50
1599 REM READ
1600 PRINT"{CLR}":PRINT"TAPE OR DISK":INP
UT OU$
1601 INPUT"NAME OF PICTURE FILE";F$
1602 IFLEFT$(OU$,1)="T"THENOU=1:GOTO1605
1603 OU=8
1605 OPEN1,OU,0,F$
1610 INPUT#1,A(0,0,0),A(1,0,0)
1615 FOR PT=2 TO A(0,0,0)+1
1620 TA=2
1625 INPUT#1,A(PT,0,0),A(PT,0,1)
1630 FOR T=1 TO A(PT,0,0)+1
1635 INPUT#1,A(PT,0,TA),A(PT,0,TA+1)
1640 TA=TA+2
1645 NEXT T
1650 NEXT PT
1655 FOR PT=A(0,0,0)+2 TO A(1,0,0)+A(0,0,
0)+1
1657 INPUT#1,A(PT,0,0),A(PT,0,1)
1660 FOR TT=1 TO 2
1665 TA=2
1675 FOR T=2 TO A(PT,0,0)+1
1680 INPUT#1,A(PT,TT,TA),A(PT,TT,TA+1)
1685 TA=TA+2
1690 NEXT T
1700 NEXT TT
1710 NEXT PT
1715 CLOSE 1
1720 GOTO 50
1799 REM FILE
1800 PRINT"{CLR}":PRINT"TAPE OR DISK":INP
UT IN$
1801 INPUT"NAME OF PICTURE FILE";F$
1803 IFLEFT$(IN$,1)="T"THENIN=1GOTO1805
1804 IN=8
1805 OPEN1,IN,1,F$
1810 R$=CHR$(13)
1815 PRINT#1,A(0,0,0);R$;A(1,0,0)
1820 FOR PT=2 TO A(0,0,0)+1
1825 TA=0
1830 FOR T=0 TO A(PT,0,0)+1
1835 PRINT#1,A(PT,0,TA);R$;A(PT,0,TA+1)
1840 TA=TA+2
1845 NEXT T
1850 NEXT PT
1855 FOR PT=A(0,0,0)+2 TO A(1,0,0)+A(0,0,
0)+1
1857 PRINT#1,A(PT,0,0);R$;A(PT,0,1)
1860 FOR TT=1 TO 2
1865 TA=2
1870 FOR T=2 TO A(PT,0,0)+1

```

```

1880 PRINT#1,A(PT,TT,TA);R$;A(PT,TT,TA+1)
1885 TA=TA+2
1890 NEXT T
1895 NEXT TT
1900 NEXT PT
1910 CLOSE 1
1915 GOTO 50
2999 REM PLOT SUB
3000 IF X>176 OR X<0 THEN RETURN
3010 IF Y>160 OR Y<0 THEN RETURN
3020 CH=INT(Y/16)*22+INT(X/8)
3030 RO=(Y/16-INT(Y/16))*16:BY=4096+16*CH
+RO
3040 BI=7-(X-INT(X/8)*8):POKEBY,PEEK(BY)O
R(2↑BI):RETURN
3199 REM Y LOOP SUB
3200 IFX1<X2THENX1=X1+1:RETURN
3210 X1=X1-1:RETURN
3299 REM X LOOP SUB
3300 IF Y1<Y2THENY1=Y1+1:RETURN
3310 Y1=Y1-1:RETURN
3499 REM Y1=Y2
3500 IFX1>X2THENSI=-1
3510 FORXX=X1TOX2STEP1:1:X=INT(XX):Y=Y1:
GOSUB3000:NEXTXX
3520 RETURN
3599 REM X1=X2
3600 IFY1>Y2THENSI=-1
3610 FORYY=Y1TOY2STEP1:1:Y=INT(YY):X=X1:
GOSUB3000:NEXTYY
3620 RETURN
3699 REM Q$
3700 Q$=""
3702 GET Q$:IF Q$=""THEN 3702
3710 RETURN
3799 REM END SESSION
3800 PRINT"{CLR}":END

```

## Program 2: Drawing Master, 64 Loader

```

100 POKE16384,0:POKE16385,0
145 POKE641,0:POKE642,64
150 POKE43,1:POKE44,64:POKE55,0:POKE56,12
8:POKE646,1:PRINT"{CLR}"

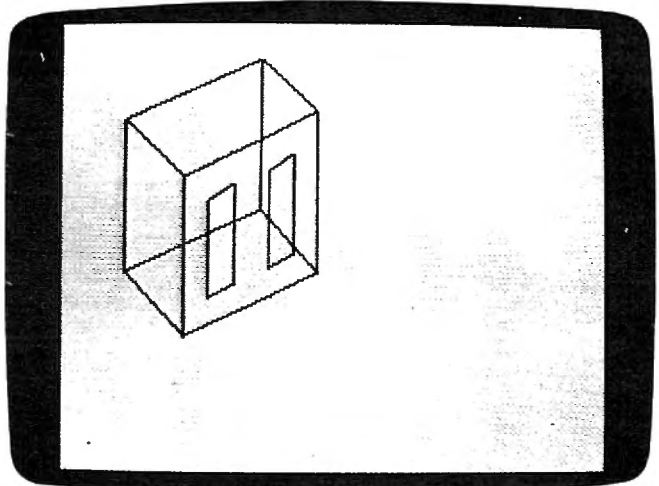
```

## Program 3: Drawing Master, 64 Main Program

```

1020 DIM A(20,2,26)
1030 Q$=""
1040 REM MENU
1050 PRINT"{CLR}"
1060 PRINTSPC(12)"DRAWING MASTER":PRINT:P
RINT
1070 PRINTSPC(12)"D-DEFINE OBJECT":PRINT
1080 PRINTSPC(12)"R-READ OBJECT":PRINT
1090 PRINTSPC(12)"S-SAVE OBJECT":PRINT
1100 PRINTSPC(12)"V-VIEW OBJECT":PRINT
1110 PRINTSPC(12)"T-TRANSLATE OBJECT":PRI
NT
1120 PRINTSPC(12)"M-MAIN MENU":PRINT
1130 PRINTSPC(12)"E-END SESSION"
1140 GOSUB 3700
1150 GP=- (Q$="D")-2*(Q$="R")-3*(Q$="S")-4
*(Q$="V")-5*(Q$="T")
1155 ONGPGOTO1190,3000,3250,1670,2700
1160 IF Q$="E"THEN3740
1170 GOTO1050
1180 REM DEFINE
1190 PRINT"{CLR}"
1200 REM 2D MODE
1210 PRINT"MAXIMUMS:":PRINT"20 PARTS":PRI
NT"12 PTS PER PART/FACE":PRINT
1220 INPUT"# OF 2D PARTS":P1

```



"3-D Drawing Master," 64 version.

```

1230 PA=P1+2:Q$="" :A(0,0,0)=P1
1240 IF P1=0THEN1410
1250 FOR PT=2TO1+1
1260 PRINT:PRINT"PART":PT-1
1270 IF PT=2 THEN 1320
1280 PRINT"COPY LAST PART?(Y/N)":GOSUB 37
00
1290 IF Q$="N"THEN1320
1300 GOSUB2430
1310 GOTO1390
1320 INPUT"# OF POINTS":PO
1330 PRINT"CLOSED?(Y/N)":GOSUB3700
1340 IF Q$="Y" THEN A(PT,0,1)=1:GOTO 1360
1350 A(PT,0,1)=2
1360 A(PT,0,0)=PO
1370 TA=2
1380 FORT=2TOPO+1:INPUT"X,Y":A(PT,0,TA),A
(PT,0,TA+1):TA=TA+2:NEXT
1390 NEXT PT
1400 REM 3D MODE
1410 INPUT"# OF 3D PARTS":P2
1420 IF P2=0 THEN A(1,0,0)=0:GOTO1040
1430 Q$="" :A(1,0,0)=P2
1440 FOR PT=PATO P2+PA-1
1450 PRINT:PRINT"PART":PT-1
1460 IF PT=PA THEN 1510
1470 PRINT "COPY LAST PART?(Y/N)":GOSUB37
00
1480 IF Q$="N" THEN1510
1490 GOSUB2430
1500 GOTO 1630
1510 PRINT"# OF POINTS?"
1520 INPUT"ON EACH FACE":PO
1530 A(PT,0,0)=PO
1540 PRINT"CLOSED?(Y/N)":GOSUB3700
1550 IF Q$="Y" THEN A(PT,0,1)=1:GOTO1570
1560 A(PT,0,1)=2
1570 TA=2
1580 FOR TT=1 TO 2
1590 PRINT "FACE":TT
1600 FOR T=2 TO PO+1:INPUT "X,Y":A(PT,TT,
TA),A(PT,TT,TA+1):TA=TA+2:NEXT
1610 TA=2
1620 NEXT TT
1630 NEXT PT
1640 GOTO 1050
1650 REM VIEW MOVE RAM
1670 POKE53272,(PEEK(53272)OR8):POKE53265
,PEEK(53265)OR32
1700 FORI=0TO999:POKE1024+I,1:NEXT
1710 CO=0

```



```

1730 FORI=8192TO8192+7999:POKEI,0:NEXT
1740 REM 2D READ
1750 P1=A(0,0,0):PA=P1+2
1760 IFP1=0THEN1900
1770 FOR PT=2 TO P1+1
1780 PO=A(PT,0,0)
1790 TA=2
1800 FOR T=2 TO PO+1
1810 X1=A(PT,0,TA):Y1=A(PT,0,TA+1)
1820 REM VIEW 1ST COMPARE
1830 IFT=PO+1ANDA(PT,0,1)=1 THENX2=A(PT,0,2):Y2=A(PT,0,3):GOSUB2160
1840 IF T=PO+1 THEN1890
1850 X2=A(PT,0,TA+2):Y2=A(PT,0,TA+3)
1860 GOSUB2160
1870 TA=TA+2
1880 NEXT T
1890 NEXT PT
1900 REM 3D READ
1910 P2=A(1,0,0)
1920 IFP2=0THEN2340
1930 FOR PT=PA TO P2+PA-1
1940 PO=A(PT,0,0)
1950 FOR TT=1 TO 2
1960 TA=2
1970 FOR T=2 TO PO+1
1980 X1=A(PT,TT,TA):Y1=A(PT,TT,TA+1)
1990 IF T=PO+1 AND A(PT,0,1)=1 THEN X2=A(PT,TT,2):Y2=A(PT,TT,3):GOSUB 2160
2000 IF T=PO+1 THEN 2050
2010 X2=A(PT,TT,TA+2):Y2=A(PT,TT,TA+3)
2020 GOSUB2160
2030 TA=TA+2
2040 NEXT T
2050 NEXT TT
2060 TA=2
2070 FOR FA=1 TO PO
2080 X1=A(PT,1,TA):Y1=A(PT,1,TA+1)
2090 X2=A(PT,2,TA):Y2=A(PT,2,TA+1)
2100 GOSUB2160
2110 TA=TA+2
2120 NEXT FA
2130 NEXT PT
2140 GOTO2340
2150 REM VIEW 2ND COMPARE
2160 X=0:Y=0:SI=1
2170 IFX1>X2ANDY1>Y2THENSI=-1
2180 IF(X2-X1)<(Y2-Y1)ANDY1<Y2 THEN2200
2190 GOTO2220
2200 IF(Y2-Y1)>(X1-X2)THEN2300
2210 SI=-1:GOTO2230
2220 IF(X2-X1)<(Y1-Y2)ANDY1>Y2THEN2280
2230 IFY1=Y2 AND X1=X2THENRETURN
2240 IFY1=Y2THEN3620
2250 REM VIEW PLOT LOOPS
2260 FORYY=Y1TOY2 STEPSI*((Y2-Y1)/(X2-X1)):Y=INT(YY):X=X1
2265 GOSUB3500:GOSUB3560:NEXTYY
2270 GOTO2320
2280 IF(Y1-Y2)>(X1-X2)THENSI=-1:GOTO2300
2290 GOTO2230
2300 IF X1=X2THEN3660
2310 FORXX=X1TOX2STEPSI*((X2-X1)/(Y2-Y1)):X=INT(XX):Y=Y1
2315 GOSUB3500:GOSUB3590:NEXTXX
2320 RETURN
2330 REM VIEW GO MENU
2340 A$=""
2350 GETA$:IFA$=""THEN2350
2360 IF A$<>CHR$(77)THEN2350
2370 FORI=8192TO8192+7999:POKEI,0:NEXT
2380 POKE53272,21:POKE53265,27
2390 PRINTCHR$(147)
2400 GOTO 1050

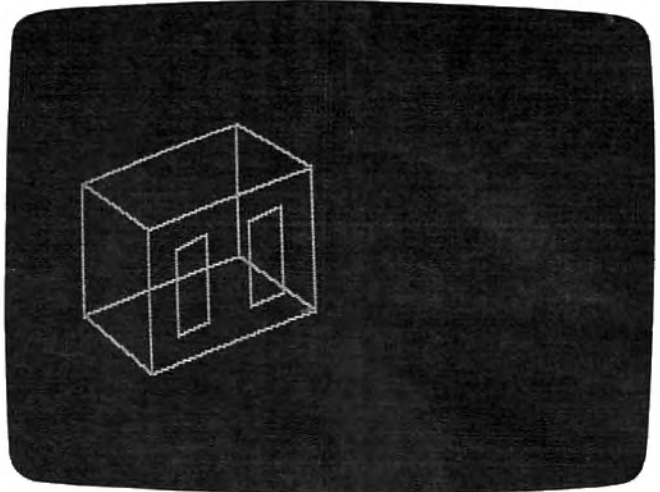
2410 END
2420 REM COPY PART
2430 PRINT"{CLR}":PRINT"PART";PT-1;"/TRANSLATION:"
2440 PRINT"RIGHT="+X LEFT="-X"
2450 PRINT"DOWN="+Y UP="-Y":PRINT
2460 INPUT"X TRANS.":TX
2470 INPUT"Y TRANS.":TY
2480 PRINT"IS PART 3D?(Y/N)":GOSUB3700
2490 IF Q$="Y" THEN 2590
2500 A(PT,0,0)=A(PT-1,0,0):A(PT,0,1)=A(PT-1,0,1)
2510 TA=2
2520 FOR T=2 TO A(PT,0,0)+1
2530 A(PT,0,TA)=A(PT-1,0,TA)+TX
2540 A(PT,0,TA+1)=A(PT-1,0,TA+1)+TY
2550 TA=TA+2
2560 NEXT T
2570 PRINT"{CLR}"
2580 RETURN
2590 A(PT,0,0)=A(PT-1,0,0):A(PT,0,1)=A(PT-1,0,1)
2600 FOR TT=1 TO 2
2610 TA=2
2620 FOR T=2 TO A(PT,0,0)+1
2630 A(PT,TT,TA)=A(PT-1,TT,TA)+TX
2640 A(PT,TT,TA+1)=A(PT-1,TT,TA+1)+TY
2650 TA=TA+2
2660 NEXT T
2670 NEXT TT
2680 PRINT"{CLR}"
2690 RETURN
2700 REM TRANS
2710 PRINT"{CLR}":PRINT"TRANSLATION:"
2720 PRINT"RIGHT="+X LEFT="-X"
2730 PRINT"DOWN="+Y UP="-Y":PRINT
2740 INPUT"X TRANS.":TX
2750 INPUT"Y TRANS.":TY
2760 P1=A(0,0,0):PA=P1+2
2770 FOR PT=2 TO P1+1
2780 PO=A(PT,0,0)
2790 TA=2
2800 FOR T=2 TO PO+1
2810 A(PT,0,TA)=A(PT,0,TA)+TX
2820 A(PT,0,TA+1)=A(PT,0,TA+1)+TY
2830 TA=TA+2
2840 NEXT T
2850 NEXT PT
2860 P2=A(1,0,0)
2870 FOR PT=PA TO P2+PA-1
2880 PO=A(PT,0,0)
2890 FOR TT=1 TO 2
2900 TA=2
2910 FOR T=2 TO PO+1
2920 A(PT,TT,TA)=A(PT,TT,TA)+TX
2930 A(PT,TT,TA+1)=A(PT,TT,TA+1)+TY
2940 TA=TA+2
2950 NEXT T
2960 NEXT TT
2970 NEXT PT
2980 GOTO 1050
2990 REM READ
3000 INPUT"{CLR}NAME OF PICTURE FILE":F$
3001 PRINT"{CLR}TAPE OR DISK":INPUTOUS$
3003 IFOU$<>"T"ANDOU$<>"D"THEN3001
3005 IF OU$="T"THENOU=1:GOTO3020
3008 OU = 8
3020 OPEN1,OU,0,F$
3030 INPUT#1,A(0,0,0),A(1,0,0)
3040 FOR PT=2 TO A(0,0,0)+1
3050 TA=2
3060 INPUT#1,A(PT,0,0),A(PT,0,1)
3070 FOR T=1 TO A(PT,0,0)+1
3080 INPUT#1,A(PT,0,TA),A(PT,0,TA+1)

```

```

3090 TA=TA+2
3100 NEXT T
3110 NEXT PT
3120 FOR PT=A(0,0,0)+2 TO A(1,0,0)+A(0,0,0)+1
3130 INPUT#1,A(PT,0,0),A(PT,0,1)
3140 FOR TT=1 TO 2
3150 TA=2
3160 FOR T=2 TO A(PT,0,0)+1
3170 INPUT#1,A(PT,TT,TA),A(PT,TT,TA+1)
3180 TA=TA+2
3190 NEXT T
3200 NEXT TT
3210 NEXT PT
3220 CLOSE 1
3230 GOTO 1050
3240 REM FILE
3250 PRINT"{CLR}"
3260 INPUT"{CLR}NAME OF PICTURE FILE";F$
3261 PRINT"{CLR}TAPE OR DISK":INPUTIN$
3263 IFIN$<>"T"ANDIN$<>"D"THEN3261
3265 IF IN$="T"THENIN=1:GOTO3270
3268 IN = 8
3270 OPEN1,IN,1,F$
3280 R$=CHR$(13)
3290 PRINT#1,A(0,0,0);R$;A(1,0,0)
3300 FOR PT=2 TO A(0,0,0)+1
3310 TA=0
3320 FOR T=0 TO A(PT,0,0)+1
3330 PRINT#1,A(PT,0,TA);R$;A(PT,0,TA+1)
3340 TA=TA+2
3350 NEXT T
3360 NEXT PT
3370 FOR PT=A(0,0,0)+2 TO A(1,0,0)+A(0,0,0)+1
3380 PRINT#1,A(PT,0,0);R$;A(PT,0,1)
3390 FOR TT=1 TO 2
3400 TA=2
3410 FOR T=2 TO A(PT,0,0)+1
3420 PRINT#1,A(PT,TT,TA);R$;A(PT,TT,TA+1)
3430 TA=TA+2
3440 NEXT T
3450 NEXT TT
3460 NEXT PT
3470 CLOSE 1
3480 GOTO 1050
3490 REM PLOT SUB
3500 IF X>320 OR X<0 THEN RETURN
3510 IF Y>199 OR Y<0 THEN RETURN
3520 CH=INT(X/8):LN =YAND7
3530 RO=INT(Y/8):BY=8192+RO*320+8*CH+LN
3540 BI=7-(XAND7):POKEBY,PEEK(BY)OR(2↑BI):RETURN
3550 REM Y LOOP SUB
3560 IFX1<X2THENX1=X1+1:RETURN
3570 X1=X1-1:RETURN
3580 REM X LOOP SUB
3590 IF Y1<Y2THENY1=Y1+1:RETURN
3600 Y1=Y1-1:RETURN
3610 REM Y1=Y2
3620 IFX1>X2THENS1=-1
3630 FORXX=X1TOX2STEPS1*1:X=INT(XX):Y=Y1:GOSUB3500:NEXTXX
3640 RETURN
3650 REM X1=X2
3660 IFY1>Y2THENS1=-1
3670 FORYY=Y1TOY2STEPS1*1:Y=INT(YY):X=X1:GOSUB3500:NEXTYY
3680 RETURN
3690 REM Q$
3700 Q$=""
3710 GET Q$:IF Q$=""THEN 3710
3720 RETURN
3730 REM END SESSION
3740 PRINT"{CLR}":END

```



The Apple version of "3-D Drawing Master" produces its image in reverse.

#### Program 4: Drawing Master, Apple Version

```

1020 DIM A(20,2,26)
1030 Q$ = ""
1040 REM MENU
1050 HOME
1060 PRINT SPC(13)"DRAWING MASTER": PRINT
: PRINT : PRINT
1070 PRINT SPC(12)"D-DEFINE OBJECT":
PRINT
1080 PRINT SPC(12)"R-READ OBJECT": PRINT
1090 PRINT SPC(12)"S-SAVE OBJECT": PRINT
1100 PRINT SPC(12)"V-VIEW OBJECT": PRINT
1110 PRINT SPC(12)"T-TRANSLATE OBJEC
T": PRINT
1120 PRINT SPC(12)"M-MAIN MENU": PRINT
1130 PRINT SPC(12)"E-END SESSION"
1140 GOSUB 3700
1150 GP = (Q$ = "D") + 2 * (Q$ = "R") +
3 * (Q$ = "S") + 4 * (Q$ = "V") +
5 * (Q$ = "T")
1155 ON GP GOTO 1190,3000,3250,1670,27
00
1160 IF Q$ = "E" THEN 3740
1170 GOTO 1050
1180 REM DEFINE
1190 HOME
1200 REM 2D MODE
1210 PRINT "MAXIMUMS:": PRINT "20 PART
S": PRINT "12 PTS PER PART/FACE": PRINT
1220 INPUT "# OF 2D PARTS ? ";P1
1230 PA = P1 + 2:Q$ = "":A(0,0,0) = P1
1240 IF P1 = 0 THEN 1410
1250 FOR PT = 2 TO P1 + 1
1260 PRINT : PRINT "PART ";PT - 1
1270 IF PT = 2 THEN 1320
1280 PRINT "COPY LAST PART? (Y/N) ": GOSUB
3700
1290 IF Q$ = "N" THEN 1320
1300 GOSUB 2430
1310 GOTO 1390
1320 INPUT "# OF POINTS ? ";PO
1330 PRINT "CLOSED ? (Y/N)": GOSUB 3700
1340 IF Q$ = "Y" THEN A(PT,0,1) = 1: GOTO
1360
1350 A(PT,0,1) = 2
1360 A(PT,0,0) = PO
1370 TA = 2
1380 FOR T = 2 TO PO + 1: INPUT "X,Y ?
";A(PT,0,TA),A(PT,0,TA + 1):TA =
TA + 2: NEXT

```



```

1390 NEXT PT
1400 REM 3D MODE
1410 INPUT "# OF 3D PARTS ? ";P2
1420 IF P2 = 0 THEN A(1,0,0) = 0: GOTO
1040
1430 Q$ = "":A(1,0,0) = P2
1440 FOR PT = PA TO P2 + PA - 1
1450 PRINT : PRINT "PART";PT - 1
1460 IF (PT = PA) THEN 1510
1470 PRINT "COPY LAST PART ? (Y/N)": GOSUB
3700
1480 IF Q$ = "N" THEN 1510
1490 GOSUB 2430
1500 GOTO 1630
1510 PRINT "# OF POINTS?"
1520 INPUT "ON EACH FACE ? ";PO
1530 A(PT,0,0) = PO
1540 PRINT "CLOSED ? (Y/N) ": GOSUB 3700
1550 IF Q$ = "Y" THEN A(PT,0,1) = 1: GOTO
1570
1560 A(PT,0,1) = 2
1570 TA = 2
1580 FOR TT = 1 TO 2
1590 PRINT "FACE ";TT
1600 FOR T = 2 TO PO + 1: INPUT "X,Y ?
";A(PT,TT,TA),A(PT,TT,TA + 1):TA =
TA + 2: NEXT
1610 TA = 2
1620 NEXT TT
1630 NEXT PT
1640 GOTO 1050
1650 HGR2 : HCOLOR= 3
1670 HGR2 : HCOLOR= 3
1740 REM 2D READ
1750 P1 = A(0,0,0):PA = P1 + 2
1760 IF P1 = 0 THEN 1900
1770 FOR PT = 2 TO P1 + 1
1780 PO = A(PT,0,0)
1790 TA = 2
1800 FOR T = 2 TO PO + 1
1810 X1 = A(PT,0,TA):Y1 = A(PT,0,TA + 1
)
1820 REM VIEW 1ST COMPARE
1830 IF T = PO + 1 AND A(PT,0,1) = 1 THEN
X2 = A(PT,0,2):Y2 = A(PT,0,3): GOSUB
2160
1840 IF T = PO + 1 THEN 1890
1850 X2 = A(PT,0,TA + 2):Y2 = A(PT,0,TA
+ 3)
1860 GOSUB 2160
1870 TA = TA + 2
1880 NEXT T
1890 NEXT PT
1900 REM 3D READ
1910 P2 = A(1,0,0)
1920 IF P2 = 0 THEN 2340
1930 FOR PT = PA TO PPA - 1
1940 PA = A(PT,0,0)
1950 FOR TT = 1 TO 2
1960 TA = 2
1970 FOR T = 2 TO PO + 1
1980 X1 = A(PT,TT,TA):Y1 = A(PT,TT,TA +
1)
1990 IF T = PO + 1 AND A(PT,0,1) = 1 THEN
X2 = A(PT,TT,2):Y2 = A(PT,TT,3): GOSUB
2160
2000 IF T = PO + 1 THEN 2050
2010 X2 = A(PT,TT,TA + 2):Y2 = A(PT,TT,
TA + 3)
2020 GOSUB 2160
2030 TA = TA + 2
2040 NEXT T
2050 NEXT TT
2060 TA = 2
2070 FOR FA = 1 TO PO
2080 X1 = A(PT,1,TA):Y1 = A(PT,1,TA + 1
)
2090 X2 = A(PT,2,TA):Y2 = A(PT,2,TA + 1
)
2100 GOSUB 2160
2110 TA = TA + 2
2120 NEXT FA
2130 NEXT PT
2140 GOTO 2340
2150 REM VIEW 2ND COMPARE
2160 GOSUB 3500: RETURN
2330 REM VIEW GO MENU
2340 GOSUB 3700
2360 IF Q$ < > CHR$(77) THEN 2340
2380 TEXT
2390 HOME
2400 GOTO 1050
2410 END
2420 REM COPY PART
2430 HOME : PRINT "PART";PT - 1;"/TRAN
SLATION:"
2440 PRINT "RIGHT=+X LEFT=-X
2450 PRINT "DOWN=+Y UP=-Y": PRINT
2460 INPUT "X TRANS. ";TX
2470 INPUT "Y TRANS. ";TY
2480 PRINT "IS PART 3D?(Y/N)": GOSUB 3
700
2490 IF Q$ = "Y" THEN 2590
2500 A(PT,0,0) = A(PT - 1,0,0):A(PT,0,1
) = A(PT - 1,0,1)
2510 TA = 2
2520 FOR T = 2 TO A(PT,0,0) + 1
2530 A(PT,0,TA) = A(PT - 1,0,TA) + TX
2540 A(PT,0,TA + 1) = A(PT - 1,0,TA + 1
) + TY
2550 TA = TA + 2
2560 NEXT T
2570 HOME
2580 RETURN
2590 A(PT,0,0) = A(PT - 1,0,0):A(PT,0,1
) = A(PT - 1,0,1)
2600 FOR TT = 1 TO 2
2610 TA = 2
2620 FOR T = 2 TO A(PT,0,0) + 1
2630 A(PT,TT,TA) = A(PT - 1,TT,TA) + TX
2640 A(PT,TT,TA + 1) = A(PT - 1,TT,TA +
1) + TY
2650 TA = TA + 2
2660 NEXT T
2670 NEXT TT
2680 HOME
2690 RETURN
2700 REM TRANS
2710 HOME : PRINT "TRANSLATION:"
2720 PRINT "RIGHT=+X LEFT=-X
2730 PRINT "DOWN=+Y UP=-Y": PRINT
2740 INPUT "X TRANS. ? ";TX
2750 INPUT "Y TRANS. ? ";TY
2760 P1 = A(0,0,0):PA = P1 + 2
2770 FOR PT = 2 TO P1 + 1
2780 PO = A(PT,0,0)
2790 TA = 2
2800 FOR T = 2 TO PO + 1
2810 A(PT,0,TA) = A(PT,0,TA) + TX
2820 A(PT,0,TA + 1) = A(PT,0,TA + 1) +
TY
2830 TA = TA + 2
2840 NEXT T
2850 NEXT PT
2860 P2 = A(1,0,0)
2870 FOR PT = P TO PP2 + PA - 1
2880 PO = A(PT,0,0)
2890 FOR TT = 1 TO 2
2900 TA = 2
2910 FOR T = 2 TO PO + 1
2920 A(PT,TT,TA) = A(PT,TT,TA) + TX
2930 A(PT,TT,TA + 1) = A(PT,TT,TA + 1) +
TY

```

```

2940 TA = TA + 2
2950 NEXT T
2960 NEXT TT
2970 NEXT PT
2980 GOTO 1050
2990 REM READ
3000 HOME : INPUT "NAME OF PICTURE FIL
E";F$
3008 OU = 8
3020 PRINT CHR$ (4);"OPEN";F$: PRINT
CHR$ (4);"READ";F$
3030 INPUT A(0,0,0),A(1,0,0)
3040 FOR PT = 2 TO A(0,0,0) + 1
3050 TA = 2
3060 INPUT A(PT,0,0),A(PT,0,1)
3070 FOR T = 1 TO A(PT,0,0) + 1
3080 INPUT A(PT,0,TA),A(PT,0,TA + 1)
3090 TA = TA + 2
3100 NEXT T
3110 NEXT PT
3120 FOR PT = A(0,0,0) + 2 TO A(1,0,0)
+ A(0,0,0) + 1
3130 INPUT A(PT,0,0),A(PT,0,1)
3140 FOR TT = 1 TO 2
3150 TA = 2
3160 FOR T = 2 TO A(PT,0,0) + 1
3170 INPUT A(PT,TT,TA),A(PT,TT,TA + 1)
3180 TA = TA + 2
3190 NEXT T
3200 NEXT TT
3210 NEXT PT
3220 PRINT CHR$ (4);"CLOSE";F$
3230 GOTO 1050
3240 REM FILE
3250 HOME
3260 HOME : INPUT "NAME OF PICTURE FIL
E";F$
3268 IN = 8

```

```

3270 PRINT CHR$ (4);"OPEN";F$: PRINT
CHR$ (4);"WRITE";F$
3280 R$ = ","
3290 PRINT A(0,0,0): PRINT A(1,0,0)
3300 FOR PT = 2 TO A(0,0,0) + 1
3310 TA = 0
3320 FOR T = 0 TO A(PT,0,0) + 1
3330 PRINT A(PT,0,TA): PRINT A(PT,0,TA
+ 1)
3340 TA = TA + 2
3350 NEXT T
3360 NEXT PT
3370 FOR PT = A(0,0,0) + 2 TO A(1,0,0)
+ A(0,0,0) + 1
3380 PRINT A(PT,0,0): PRINT A(PT,0,1)
3390 FOR TT = 1 TO 2
3400 TA = 2
3410 FOR T = 2 TO A(PT,0,0) + 1
3420 PRINT A(PT,TT,TA): PRINT A(PT,TT,
TA + 1)
3430 TA = TA + 2
3440 NEXT T
3450 NEXT TT
3460 NEXT PT
3470 PRINT CHR$ (4);"CLOSE";F$
3480 GOTO 1050
3490 REM PLOT SUB
3500 IF X1 > 279 OR X1 < 0 OR X2 < 0 OR
X2 > 279 THEN RETURN
3510 IF Y1 > 190 OR Y1 < 0 OR Y2 < 0 OR
Y2 > 190 THEN RETURN
3515 HPLLOT X1,Y1 TO X2,Y2: RETURN
3690 REM Q$
3700 IF PEEK (- 16384) < 127 THEN 3700
3710 GET Q$
3720 RETURN
3730 REM END SESSION
3740 HOME : END

```

# VICTORY SOFTWARE

INTRODUCES

## THE EARTH WARRIOR SERIES

### METAMORPHOSIS \$19.95

You stumbled into the nest of the Cyglorx and find yourself fighting off robot tanks guarding the Cyglorx eggs. You think you have everything under control and then the eggs start hatching. Commodore 64 version features 4 different screens. Available for COMMODORE 64 and VIC-20. Played with JOYSTICK.



### CREATOR'S REVENGE \$19.95

The creator assembled a massive army of robots and insects to take revenge on the earth. Destroy insects, get treasures, and get the neutron bomb deactivator. Battle robots and destroy the neutron bomb before it annihilates your city. Miss and you must face the mutants. Features 4 different screens. Available for COMMODORE 64. Played with JOYSTICK.

### LABYRINTH OF THE CREATOR \$19.95

Journey into the most complex and dangerous fortress ever build by the creator. You will encounter deadly robots, skulls, lakes, avalanches, false creators, and a creature who roams 256 rooms relentlessly pursuing you. Available for COMMODORE 64. Played with JOYSTICK.

Programs for the VIC-20 and the COMMODORE 64  
All games available on TAPE or DISK and are packed  
full of MACHINE CODE.

### BOUNTY HUNTER \$19.95

An adventure in the Old West. Journey back with us into the days of Jessie James and Billy the Kid where the only form of justice was a loaded revolver and a hangman's noose. In this full-length text adventure, you play the role of Bounty Hunter, battling against ruthless outlaws, hostile Indians, wild animals and the elements of the wilderness with only your wits and your six gun. Average solving time: 20-30 hours. If you love adventures, this one is a real treat.

Available for COMMODORE 64 or the VIC-20 (with 8K or 16K expander). Played with KEYBOARD.

### KONGO KONG \$19.95

Climb ladders, avoid the barrels the crazy ape is rolling at you, and rescue the damsel. Commodore 64 version features 4 different screens! Available for COMMODORE 64. Played with JOYSTICK or KEYBOARD.

### CAVE KOOKS \$14.95

Earth's surface is threatened by collapse from a strange group of creatures who bore out the earth's crust to make their dens. Your objective is to enter the creature's habitat and spin the invaders to death.

Available for COMMODORE 64. Played with JOYSTICK.



Check your local dealer or order directly. ORDERING We accept personal checks, money orders, VISA, and MASTER-CHARGE. Charge orders please include number and expiration date. Overseas orders please use charge or have check payable through a US bank. Add \$1.50 postage and handling per order. PA residents please add 6% sales tax.

VICTORY SOFTWARE INC.  
7 Valley Brook Road, Pottli, PA 19301  
(215) 296-3787



# Speedy BASIC For VIC And 64

Frank C. Gutowski

*Though these valuable rules will make your Commodore programs run faster, they're also applicable to Color Computer and Apple BASIC.*

---

In order to understand what makes BASIC fast or slow, we must look at how Commodore BASIC handles numbers.

## Rule 1

In Rule 1, we look at integers. Machine language integer arithmetic is fast, while BASIC's simulation of integer operations is slow. The reason: An integer is converted to a floating point number (a number with a decimal point), the operation is done in floating point, and then the result is re-converted to integer. There are valid reasons for this conversion, but program execution speed suffers.

An example of a slow integer statement would be:

```
100 A% = B% + C%/D%
```

In this example, at least five conversions are performed. Unless you need the eight bytes this statement saves, do not use one like it. The faster equivalent to this form would be:

```
100 A = B + C/D
```

## Rule 2

Rule 2 may surprise you. If converting integers takes time, converting ASCII numbers takes even more. You might say, "I never use ASCII numbers," but you do, every time you make a statement like:

```
100 POKE 7680,1
```

The numbers in this statement are stored in memory as ASCII characters. The BASIC interpreter converts these ASCII numbers to integers, then

into floating point in case they are to be operated on, and then back into integers for use as addresses and bytes of data to be POKEd into them. We can help the system out by converting ASCII-to-integer and integer-to-floating point ahead of time, with a line at the start of the program like, B = 7680:A = 1. In the case of numbers which will be used many times, as in POKEs within a FOR/NEXT loop to fill screen memory, this simple action can *double* the speed of the POKE.

This same rule applies to statements other than POKEs and PEEKs which involve certain fixed constants, as in the following FOR/NEXT loop:

```
100 FOR I=1TO100  
110 A(I)=A(I)+22  
120 NEXT
```

This loop would run faster if written:

```
100 B=22  
120 FOR I=1TO100  
130 A(I)=A(I)+B  
140 NEXT
```

In the second example, the conversion of 22 from ASCII to integer to floating point is done only once. Replacing the 1 or 100 in the FOR statement with predefined variables will not increase execution speed, since these are converted once, at the beginning of the looping process.

## Rule 3

Rule 3 involves the use of a period in place of zero. When the BASIC Interpreter finds a period by itself in a line, it interprets it as a floating point zero, directly. The time variation involved is demonstrated in the benchmark program. This information is most useful in speeding up a statement like:

```
100 IF X=0 THEN 200
```

A faster version is:

```
100 IF X = . THEN 200
```

Just think of how many times you have written a line like the first example.

## Rule 4

IF statements help us decide which of two paths to take. The "fall-through" path, the one taken when the IF statement is false, is the least time-consuming path. Construct your IF statements to take advantage of this. That is, the statement you will be executing most often should be the one to be executed when the IF comparison is false.

## Rule 5

This one involves string variables when used in a PRINT statement. In addition to execution time spent on ASCII conversion, BASIC must look up the value of a variable before it can be printed. Thus the statement PRINT A\$, when A\$ has been defined as A\$ = "A", is slower than PRINT "A". PRINT CHR\$(65) is slower yet. Because we use PRINT statements so often, the use of literal strings can make a real difference in the speed of program execution.

The benchmark program is written in two sections. The first, from lines 100 to 290, uses fast and slow methods of statement construction. This is done with a mixture that may be present in the average BASIC program. There is a 1 to 1.37 ratio in speed between the fast and slow sections. The speed differential is also observed in the animation that is produced. If the difference in animation is all that you desire to see, remove some of the arithmetic and PRINT and IF statements.

The second section of the benchmark is the most interesting and shows dramatic timing variations. Some speed differences are only 10 percent, while others are better than 100 percent.

Time lost in the FOR/NEXT loop, which is used in each of the subsections, is measured and subtracted from all timing loops. This will keep measurements accurate. The time is measured in *jiffies* ( $\frac{1}{60}$  second).

Program 1 is the benchmark for the VIC-20. Program 2 shows the necessary changes to Program 1 for a 64 benchmark. The table gives sample results of the VIC and 64 benchmarks.

The benchmark times for the 64 are between 6 and 7 percent slower than the VIC-20 on the average. This is due to the way the 6566 VIC-II video chip in the Commodore 64 shares the system bus.

The line POKE53265,PEEK(53265)AND239 will cause the screen to blank. The 6510 microprocessor will then have full use of the system bus and the times will be equal for the 64 and VIC-20. POKE53265,PEEK(53265)OR16 will re-

## Run Times From Benchmark For 64 And VIC-20

All times given in jiffies for 500 line executions.

Time for standard FOR loop	
64—32	VIC—30
Time for variable FOR loop	
64—32	VIC—30
Time for number in statement	
64—91	VIC—85
Time for variable in statement	
64—73	VIC—67
Time for IF, no compare	
64—81	VIC—74
Time for IF,compare	
64—100	VIC—92
Time for PEEK, address in statement	
64—203	VIC—181
Time for PEEK, address as variable	
64—92	VIC—81
Time for POKE, address and data in statement	
64—208	VIC—187
Time for POKE, variable as address and data	
64—89	VIC—79
Time for PRINT, data in statement	
64—45	VIC—46
Time for variable in PRINT statement	
64—70	VIC—67
Time for CHR\$ in PRINT statement	
64—258	VIC—244
Time for 0 in statement	
64—64	VIC—58
Time for variable 0 in statement	
64—51	VIC—46
Time for period in place of 0 in line	
64—46	VIC—41
Time for integer add	
64—170	VIC—162
Time for floating add	
64—77	VIC—72
Time for ASCII add	
64—96	VIC—90
Times for combination loop	
Slow	Fast
Loop	Loop
64—801	64—578
VIC—743	VIC—542

store the screen display and return the processor to normal speed. This slight difference in speed is a small price to pay for the enhanced capabilities of the 64.

Written in Commodore BASIC, sections of the program may be adapted to any computer that has a clock accessible from BASIC. If you happen to run this on another machine, I think you will be delighted with how the VIC and 64 compare to some of their big brothers, although if a true benchmark were to be run between systems, you would want to include more detailed arithmetic sections.

Let's review the rules we have established.

Rule 1: Never use integer variables unless the memory saved is a higher priority than speed.

Rule 2: Predefine numbers as variables, rather than using a number in a statement. This cuts



down the number of conversions BASIC will have to make.

Rule 3: Wherever a zero must be used, use a period instead. This is the only known variance to rule 2.

Rule 4: In an IF statement, the fall-through path is the fastest. Make this the path most often used.

Rule 5: When using strings, include them in the statement, in quotes, rather than predefining them. If you must use the CHR\$ function, use it to predefine a string variable for later use.

Rule 6: Although I have not discussed it, you should follow the standard rules for program reduction. Combine statements in one line when possible. Eliminate all spaces that are not in quotes. Put frequently used subroutines and loops at the lowest line numbers possible.

These rules are by no means restricted to the VIC-20 and Commodore 64. They can be applied to TRS-80, Apple, and others with little revision. Follow them and I am sure that you will be pleased with the results. You also can use the timing methods set down in the benchmark to test your own loops to see if they can be improved, and you may make some interesting discoveries about how BASIC works.

## Program 1: VIC Benchmark

```
10 REM*****
11 REM BASIC BENCHMARK
12 REM*****
13 REM*****
14 REM*NOTE:*
15 REM REMOVE REM STATEMENTS WHEN RUN
16 REM THEY MAY ALTER TIMES
17 REM*****
100 POKE36879,88
110 PRINT"{CLR}":C=7680:D=1:E=10:F=21:A=1
    3:B=12:G=90:H=88
120 C$=CHR$(147):H$=CHR$(19):T=TI
121 REM*****
122 REM START OF COMBINATION LOOP
123 REM*****
130 FORI=DTOE:PRINTH$"{21 +}":FORJ=DTOF
    :X=PEEK(C+J):IFX=GTHEN150
140 POKEC+J,H
150 POKEC+J,G
160 K=A+B:K=D:PRINTH$A,B:NEXT:NEXT:TY=TI-
    T:PRINT"{CLR}":T=TI
170 FORI=1TO10:PRINTCHR$(19)"{21 +}"
180 FORJ=1TO21
190 X%=PEEK(7680+J)
200 IFX%<>90THEN220
210 POKE7680+J,90
220 POKE7680+J,88
230 A%=5+8:B%=10+2
240 PRINTCHR$(19)13,12
250 NEXTJ
260 NEXTI
270 TX=TI-T
280 PRINT"SLOW","FAST",TX,TY
290 FORI=1TO2000:NEXT
291 REM*****
292 REM END OF COMBINATION LOOP
```

```
293 REM START OF STATEMENT TIMING SECTION
294 REM*****
300 PRINTC$:GOSUB890
310 T=TI
320 FORI=1TO500:NEXT
330 T1=TI-T
340 T=TI
350 FORI=ATOB:NEXT
360 T2=TI-T
370 T=TI
380 FORI=ATOB:D=2+3:NEXT
390 T3=(TI-T)-T2
400 T=TI
410 FORI=ATOB:D=E+F:NEXT
420 T4=(TI-T)-T2
430 T=TI
440 FORI=ATOB:IFI=CTHEN450
450 NEXT:T5=(TI-T)-T2
460 T=TI
470 FORI=ATOB:IFI>CTHEN480
480 NEXT:T6=(TI-T)-T2
490 T=TI
500 FORI=ATOB:X=PEEK(7680):NEXT
510 T7=(TI-T)-T2
520 T=TI
530 FORI=ATOB:X=PEEK(G):NEXT
540 T8=(TI-T)-T2
550 T=TI
560 FORI=ATOB:POKE7680,1:NEXT
570 T9=(TI-T)-T2
580 T=TI
590 FORI=ATOB:POKEG,A:NEXT
600 T0=(TI-T)-T2
610 T=TI
620 FORI=ATOB:PRINT"A{LEFT}":NEXT
630 TA=(TI-T)-T2
640 T=TI
650 FORI=ATOB:PRINTA$:NEXT
660 TB=(TI-T)-T2
670 T=TI
680 FORI=ATOB:PRINTCHR$(65)CHR$(157):NEX
    T
690 TC=(TI-T)-T2
700 T=TI
710 FORI=ATOB
720 X=0:NEXT:TD=(TI-T)-T2
730 T=TI
740 FORI=ATOB
750 X=C:NEXT:TE=(TI-T)-T2
760 T=TI
770 FORI=ATOB
780 X=. :NEXT:TF=(TI-T)-T2
790 T=TI:A%=1:B%=2:C%=3
800 FORI=ATOB
810 A%=B%+C%:NEXT:TG=(TI-T)-T2
820 T=TI
830 FORI=ATOB
840 F=E+A:NEXT:TH=(TI-T)-T2
850 T=TI
860 FORI=ATOB
870 F=2+1:NEXT:TJ=(TI-T)-T2
880 GOTO900
881 REM*****
882 REM END OF STATEMENT TIMING SECTION
883 REM*****
890 A=1:B=500:C=0:E=2:F=3:G=7680:A$="A"+C
    HR$(157):RETURN
891 REM*****
892 REM LINE 900 FOR
893 REM PRINTER LIST
894 REM ONLY. CHANGE
895 REM IT AND LINE 1100
```

```

896 REM FOR SCREEN LIST
897 REM*****
900 OPEN3,4:CMD3
902 PRINT"ALL TIMES GIVEN IN JIFFIES FOR
{SPACE}500"
903 PRINT"LINE EXECUTIONS."
904 PRINT:PRINT
910 PRINT"{RVS}TIME FOR STANDARD FOR LOOP
":PRINTT1
920 PRINT"{RVS}TIME FOR VARIABLE FOR LOOP
":PRINTT2
921 PRINT
930 PRINT"{RVS}TIME FOR NUMBER IN STATEME
NT":PRINTT3
940 PRINT"{RVS}TIME FOR VARIABLE IN STATE
MENT":PRINTT4
941 PRINT
950 PRINT"{RVS}TIME FOR IF, NO COMPARE":P
RINTT5
960 PRINT"{RVS}TIME FOR IF, COMPARE":PRIN
TT6
961 PRINT
970 PRINT"{RVS}TIME FOR PEEK, ADDRESS IN
{SPACE}STATEMENT":PRINTT7
980 PRINT"{RVS}TIME FOR PEEK, ADDRESS AS
{SPACE}VARIABLE":PRINTT8
981 PRINT
990 PRINT"{RVS}TIME FOR POKE, ADDRESS & D
ATA IN STATEMENT":PRINTT9
1000 PRINT"{RVS}TIME FOR POKE, VARIABLE A
S ADDRESS & DATA":PRINTT0
1001 PRINT
1010 PRINT"{RVS}TIME FOR PRINT, DATA IN S
TATEMENT":PRINTT1
1020 PRINT"{RVS}TIME FOR VARIABLE IN PRIN
T STATEMENT":PRINTT2
1030 PRINT"{RVS}TIME FOR CHR$ IN PRINT ST
ATEMENT":PRINTT3
1031 PRINT
1040 PRINT"{RVS}TIME FOR 0 IN STATEMENT":
PRINTT4
1050 PRINT"{RVS}TIME FOR VARIABLE 0 IN ST
ATEMENT":PRINTT5
1060 PRINT"{RVS}TIME FOR PERIOD IN PLACE
{SPACE}OF 0 IN LINE":PRINTT6
1061 PRINT
1070 PRINT"{RVS}TIME FOR INTEGER ADD":PRI
NTT7
1080 PRINT"{RVS}TIME FOR FLOATING ADD":PR
INTT8
1090 PRINT"{RVS}TIME FOR ASCII ADD":PRINT
T9
1091 PRINT:PRINT"TIMES FOR COMBINATION LO
OP":PRINT"SLOW","FAST":PRINT"LOOP","
LOOP"
1100 CLOSE3:END


```

### Program 2: 64 Benchmark

```

100 POKE53280,1:POKE53281,0:PRINT"{WHT}"
110 PRINT"{CLR}":C=1024:D=1:E=10:F=21:A=1
3:B=12:G=90:H=88
190 X%=PEEK(1024+J)
210 POKE1024+J,90
220 POKE1024+J,88
280 PRINT"SLOW","FAST",,,TX,TY
500 FORI=ATOB:X=PEEK(1024):NEXT
560 FORI=ATOB:POKE1024,1:NEXT
890 A=1:B=500:C=0:E=2:F=3:G=1024:A$="A"+C
HR$(157):RETURN
901 PRINT"RUN TIMES FROM BENCHMARK FOR C-
64"

```



*A touch of genius.*

## Chalk Board® PowerPad™

**AT LAST THE PERIPHERAL YOU'LL  
BUY A COMPUTER TO OWN!**

31001 Power Pad (C-64 & VIC 20) . . . . .	\$89.95
35211 Leo's 'Lectric Paintbrush (C-64) . . . . .	18.00
35221 Micro Maestro (C-64) . . . . .	18.00
35222 Music Math (C-64) . . . . .	27.00
35214 Micro Illustrator (C-64) . . . . .	35.00
35231 Bear Jam (C-64) . . . . .	25.00

With this simple tool, and plain English, you can create your own

### MICROSOFTWARE

You design the screen, and let CODEWRITER design your program.

Codewriter™ . . . . . \$89.00



## TIMEWORKS™



The Money Manager™ . . . . . \$20.00  
The Electronic Checkbook™ . . . . . 20.00  
Data Manager™ . . . . . 20.00



**Southern  
Audio  
Video  
Electronics, Inc.**

1782 Marietta Blvd., N.W., Atlanta, Georgia 30318

To Order Toll Free **1-800-241-2682**  
In Georgia **(404)-351-8459**

For a complete listing of all SAVE's products, send \$5.00 for our catalogue (refundable with your first order).

CLIP COUPON FOR CATALOGUE OR MAIL ORDER

Send catalogue       Check or Money Order enclosed  
Charge to:  VISA     MC    ORDER TOLL FREE 1-800-241-2682

Account No. \_\_\_\_\_ Expiration Date \_\_\_\_\_

Name \_\_\_\_\_

Authorized Signature \_\_\_\_\_

Street Address \_\_\_\_\_

City \_\_\_\_\_ State \_\_\_\_\_ Zip \_\_\_\_\_

VISA, Mastercard, check or money order, minimum order of \$50.00. Prices are subject to change without notice.



# MACHINE LANGUAGE

Jim Butterfield, Associate Editor

## ML Factors Part 2

Last month we presented a machine language program which would find the prime factors of very large numbers—up to 19 digits. This month we'll pick apart the ML to see how it works. Here's the commented machine language for the PET/CBM version. The VIC/64 version is identical except for the address references.

Note that in both the PET/CBM and VIC/64 versions the actual machine language was preceded by a number of lines of BASIC which provided instructions and called the ML. These are not discussed here.

First, a few variables. BCOUNT counts bits during division. EXP is the exponent value which appears in the output. CHAR is the equals character or the plus character, depending on where we are working on the output line. ZSUP is a flag for zero suppression. INDEX counts through a table of divisor offsets.

```
BCOUNT = $0348
EXP     = BCOUNT + 1
CHAR    = EXP + 1
ZSUP    = CHAR + 1
INDEX   = ZSUP + 1
```

Next, arrays. NUMBER holds the number we have input; it reduces as factors are found. VALUE holds the original number. BASE holds a multiple of 30; we'll add the index number to it to get divisors of 31, 37, 41, etc. DVSR is the actual number we're dividing by. REMDR is the remainder after division; it is partially combined with QUOT, which holds the quotient. DECIML holds a decimal number being built for output. ZZY is not used, but shows the end of DECIML.

```
NUMBER = $0350
VALUE  = NUMBER + 8
BASE   = VALUE + 8
DVSR   = BASE + 8
REMDR  = DVSR + 4
QUOT   = REMDR + 4
```

```
DECIML = REMDR + 12
ZZY    = DECIML + 10
```

Here we go. Let's print a RETURN to start a new line, followed by a prompt character, and reset a few values.

```
0500 A9 0D   START LDA #0D      ;RETURN
0502 20 D2 FF   JSR $FFD2     ;.. PRINT
0505 20 BA 05   JSR PRPT      ;PROMPT
0508 A9 3D     LDA #3D      ;EQUALS'
050A 8D 4A 03   STA CHAR
050D A2 0F     LDX #15
050F A9 00     LDA #0       ;CLEAN HOUSE
0511 9D 50 03 SLP STA NUMBER,X
0514 9D 58 03   STA VALUE,X
0517 9D 60 03   STA BASE,X
051A CA        DEX
051B 10 F4     BPL SLP
```

It's time to get digits. We scan the keyboard, and ignore everything that's not a legitimate numeric key or RETURN. Subroutine DODIG will work the digit into the total we are building. An error (usually number too big) will cause a question mark to be printed.

```
051D 20 E1 FF GDIG JSR $FFE1   ;TEST RUN/STOP
0520 F0 17     BEQ QUIT      ;NEEDED FOR
                                VIC/64
0522 20 E4 FF   JSR $FFE4   ;GET CHARACTER
0525 C9 0D     CMP #0D     ;RETURN?
0527 F0 11     BEQ CALC    ;YUP,CALCULATE
0529 20 C4 05   JSR DODIG   ;NOPE,DO DIGIT
052C B0 03     BCS ERR
052E 4C 1D 05   JMP GDIG    ;.. AND LOOP.
0531 A9 3F     ERR LDA #3F     ;'?
0533 20 D2 FF   JSR $FFD2   ;.. PRINT
0536 4C 00 05   JMP START
0539 60        QUIT RTS
```

We now have a number. We wipe out the prompt character and then get to the main calculation; but first we check to make sure that the number is nonzero.

```
053A A9 20     CALC LDA #20     ;SPACE
053C 20 D2 FF   JSR $FFD2   ;..PRINT
053F A9 14     LDA #14     ;DELETE
0541 20 D2 FF   JSR $FFD2   ;..PRINT
0544 A2 07     LDX #7     ;FOR EACH DIGIT
```

```

0546 BD 50 03 CAP0 LDA NUMBER,X
0549 D0 05 BNE CAP1 ;..NOT A ZERO?
054B CA DEX
054C D0 F8 BNE CAP0
054E F0 E1 BEQ ERR ;OOPS, ALL ZERO

```

```

05AD D0 05 BNE DWRAP
05AF CA DEX
05B0 10 F8 BPL WLP
05B2 30 03 BMI DEND ;IT'S 1, SKIP
05B4 20 B9 06 DWRAP JSR SRAP ;ELSE PRINT IT
05B7 4C 00 05 DEND JMP START

```

## Division Attempts

Here we go. We try dividing by two, three, and five; in each case, we check to see if it's time to quit. The subroutine FLOOK will print factors if it finds them; all we do here is name the divisors.

```

0550 A9 02 CAP1 LDA #2 ;TRY TWO
0552 20 7A 06 JSR FLOOK
0555 90 4B BCC WRAP
0557 A9 03 LDA #3 ;TRY THREE
0559 20 7A 06 JSR FLOOK
055C 90 44 BCC WRAP
055E A9 05 LDA #5 ;TRY FIVE
0560 20 7A 06 JSR FLOOK
0563 90 3D BCC WRAP

```

Once we go above a divisor of five, we change to a different system. We pick offset numbers out of a table, and add them to a "base" number (which starts at zero). This gives us 7, 11, 13, 17, etc. When the offset number reaches 29, we increase the base by 30 and start over: This will give us 31, 37, 41, 47, etc. Note that we are working in four-byte numbers, so additions take more code.

```

0565 A2 00 LDX #0 ;START INDEX
0567 8E 4C 03 STX INDEX ;.. AT SEVEN.
056A 20 E1 FF MLP1 JSR $FFE1 ;RUN/STOP?
056D F0 CA BEQ QUIT ;YES, QUIT
056F AC 4C 03 LDY INDEX
0572 C8 INY ;NEXT INCREMENT
0573 C0 08 CPY #8 ;TOO FAR?
0575 90 12 BCC MOK1 ;NO, KEEP GOING
0577 A0 00 LDY #0 ;YES, RESET
0579 18 CLC
057A A9 1E LDA #30 ;AND ADD 30
057C A2 03 LDX #3 ;.. TO 3-BYTE
057E 7D 60 03 MLP2 ADC BASE,X ;..BASE
0581 9D 60 03 STA BASE,X
0584 A9 00 LDA #0
0586 CA DEX
0587 10 F5 BPL MLP2
0589 8C 4C 03 MOK1 STY INDEX ;STORE INDEX
058C B9 65 07 LDA TABLE,Y ;GET VALUE
058F 18 CLC ;..ADD
0590 A2 03 LDX #3 ;..3-BYTE
0592 7D 60 03 MLP3 ADC BASE,X ;..BASE
0595 9D 68 03 STA DVSR,X ;..SUM TO DIVISOR

0598 A9 00 LDA #0
059A CA DEX
059B 10 F5 BPL MLP3
059D 20 7D 06 JSR FLOOP ;TRY THIS FACTOR
05A0 B0 C8 BCS MLP1

```

When we reach WRAP, our quotient is greater than our divisor, which means that we're not going to find any more factors. We wind it up, printing the remaining number unless it's equal to one.

```

05A2 AE 57 03 WRAP LDX NUMBER+7;IS IT ONE?
05A5 CA DEX
05A6 D0 0C BNE DWRAP ;NOPE, PRINT
05A8 A2 06 LDX #6 ;6 HIGH BYTES
05AA BD 50 03 WLP LDA NUMBER,X

```

This part prints the prompt. I've picked the numbers symbol (call it the pounds symbol if you wish); after we print it we backspace so that the next input will type over it.

```

05BA A9 23 PRPT LDA #$23 ;'#
05BC 20 D2 FF JSR $FFD2 ;PRINT IT
05BF A9 9D LDA #$9D ;BACKSPACE
05C1 4C D2 FF JMP $FFD2 ;PRINT & RETURN

```

## Number Input

Here's where we do most of the work inputting a number. We reject nonnumeric keys; the numerics we echo and convert to binary with an AND. Now we multiply the previous value by ten; we use subroutine GROT to multiply the eight-byte value by two. Our method is: times two, times two, add the original value, times two. Then we can add in the new digit.

```

05C4 C9 30 DODIG CMP #$30 ;LESS THAN 0?
05C6 90 42 BCC DOEX ;YUP, IGNORE IT
05C8 C9 3A CMP #$3A ;MORE THAN 9?
05CA B0 3D BCS DOEX1 ;YUP, IGNORE IT
05CC 20 D2 FF JSR $FFD2 ;ELSE PRINT
05CF 29 0F AND #$0F ;CHANGE TO BINARY

05D1 A8 TAY
05D2 20 BA 05 JSR PRPT ;DO PROMPT
05D5 20 0B 06 JSR GROT ;TIMES 2
05D8 B0 30 BCS DOEX
05DA 20 0B 06 JSR GROT ;TIMES 2
05DD B0 2B BCS DOEX
05DF A2 07 LDX #7 ;EIGHT BYTE
05E1 18 CLC ;ADD
05E2 BD 50 03 GLP3 LDA NUMBER,X ;ORIGINAL NUMBER

05E5 7D 58 03 ADC VALUE,X
05E8 9D 50 03 STA NUMBER,X
05EB CA DEX
05EC 10 F4 BPL GLP3
05EE B0 1A BCS DOEX
05F0 20 0B 06 JSR GROT ;TIMES 2
05F3 B0 15 BCS DOEX
05F5 A2 07 LDX #7 ;EIGHT BYTE
05F7 98 TYA ;NEW DIGIT
05F8 18 CLC ;ADD
05F9 7D 50 03 GLP5 ADC NUMBER,X
05FC 9D 50 03 STA NUMBER,X
05FF 9D 58 03 STA VALUE,X
0602 A9 00 LDA #0
0604 CA DEX
0605 10 F2 BPL GLP5
0607 B0 01 BCS DOEX
0609 18 DOEX1 CLC
060A 60 DOEX RTS
060B A2 07 GROT LDX #7 ;EIGHT BYTE
060D 18 CLC ;LEFT SHIFT
060E 3E 50 03 GLP1 ROL NUMBER,X
0611 CA DEX
0612 10 FA BPL GLP1
0614 60 RTS

```

Next month we'll conclude our commented listing by taking a look at the division and print routines.



# TAX COMMAND

NOW YOUR TEXAS INSTRUMENT, COMMODORE OR VIC, ATARI, RADIO SHACK, TIMEX, OSBORNE, AND APPLE PUT LINE-BY-LINE CONTROL OF TAX PREPARATION AT YOUR FINGER TIPS.



Calculations are automatic. All you do is enter your tax information. Tax Command does all mathematical calculations for you. Built-in tax tables eliminate guesswork. No more finding the right column down and right line across. Tax Command has the 1040 tax tables built right in. So it zeros in on your refund (or tax payment) amount automatically. Tax Command is fast, easy! Just fill in the blanks. If you make a mistake, no

problem. Just go back and retype your entries. Everything is re-calculated for you. You'll find the 1040 Schedule A, Capital Gains & Losses, Income Averaging. And more. Anyone who can read can use Tax Command. And the best feature of all just \$24.95 plus \$2.00 for shipping and handling. Wisconsin residents add 5% tax.



Practical Programs, Inc.

Available at fine computer stores everywhere, or by ordering direct.

P.O. Box 93104-U • Milwaukee, WI 53203 • (414) 278-0829

No Matter What  
Type of Computer  
You Own,  
This Book Will Get  
You On-Line  
TODAY!

## HOOKING IN

THE UNDERGROUND BULLETIN BOARD  
WORKBOOK AND GUIDE

FIRST TIME BETWEEN TWO COVERS  
'83 - '84 EDITION

[Periodic Updates]

**INCLUDING:** A Blitz Course In TeleComputing. Complete Information On Computer Bulletin Boarding with Special Emphasis on **Public Domain Systems:**

- What They Are.
- Kinds of Information Available.
- How To Get Yours Free.
- Step-by-Step Guide To Get You Started
- HOOKING IN *Immediately.*
- Buyers' Guide To Modems.

PLUS: Over 400 verified listings. Periodic Updates. On-line Logbook. Electronic Mail Address Book.

**\$14.95 p.p.** Make checks payable to:

**ComputerFood Press**  
DIV. OF COLTRANE & BEACH

31754 Foxfield Drive  
Westlake Village, CA 91361  
Phone Number: (213) 462-0888

Please Send \_\_\_\_\_ copies.

Enclosed is \$ \_\_\_\_\_

NAME \_\_\_\_\_

ADDR. \_\_\_\_\_

CITY \_\_\_\_\_

STATE \_\_\_\_\_ ZIP \_\_\_\_\_

CARD # \_\_\_\_\_ Expires \_\_\_\_\_

Signature \_\_\_\_\_

Send To:

**ComputerFood Press**  
DIV. OF COLTRANE & BEACH

P.O. BOX 6249  
Westlake Village, CA 91359

Visa and MasterCard Accepted



## CASSETTES !!!

FOR YOUR COMPUTER  
DIGITAL

- Computer Grade
- Wide Dynamic Range
- 100% Error Free
- 5 Screw Housing
- Fully Guaranteed
- Carefully Packed

All Prices Include U. S. Shipping  
\*Phone Orders Add \$2.50 C.O.D. Fee\*

### COMPUTER TAPE PRICES

Length	25 LOT	100 LOT	1000 LOT
C-5	.45/11.25	.35/35.00	30/300.00
C-10	.50/12.50	.35/35.00	30/300.00
C-20	.55/13.75	.40/40.00	35/350.00

BASF DPS Tapes Add .05 Cents Per Tape  
— Custom Lengths Available —  
... Write For Volume Prices...

— Norelco Cassette Cases and Labels —  
[with Cassette Orders Only]

12-249 Cases .20 Ea. 250- .13 Ea.  
12 Labels for .20 120 for 1.70

1000 Pinfeed Labels 14.50

SEND MONEY ORDERS OR CHECKS TO:

**CASS-A-TAPES**

Box 8123-C  
Kansas City, MO 64112  
816-444-4651

## DUST COVERS

For Personal Computers,  
Peripherals, Game Units—  
Protective, Long-Lasting  
Vinyl Resists Both Dust  
and Liquids.

— CHOICE OF COLORS —

Amdek	IBM PC
Apple	Mattel
Atari	Rana Systems
BMC	Sanyo
Commodore	Star Micronics
Coleco	TI 99/4
Epson	TRS 80
Franklin Ace	PLUS OTHERS

GROUP/VOLUME DISCOUNTS  
AVAILABLE

FOR FREE BROCHURE WRITE:

ENCHANTED FOREST  
P.O. Box 5261  
Newport Beach, CA 92662  
(1129 W. Balboa Blvd.)

Dealer Inquiries Invited

# 64Key And VICKey

Daniel Bingamon

*This might be the last program you type in the traditional way. 64Key and VICKey allow you to print a BASIC instruction just by pressing one shifted key. VICKey will work on an unexpanded or 3K expanded VIC. Any additional memory must be removed or disabled to use this utility.*

"64Key" (Program 1) is a Commodore 64 version of Thomas Henry's "VICKey" (Program 2), originally published in the August 1982 issue of COMPUTE!. It allows you to print a BASIC keyword just by pressing one shifted key. For example, pressing SHIFT-A prints ASC, SHIFT-B prints STEP, SHIFT-C gives CHR\$, and so on. It makes typing in long programs faster and easier.

To use 64Key, type in the program, SAVE it, and type RUN. If you have mistyped a DATA statement, the program will tell you so. The program POKEs 64Key into the \$C000 block of free RAM. Type SYS52557 to activate 64Key. You will get the READY message back as though nothing has happened. But try typing a SHIFTEd letter. Presto! A keyword appears.

Now instead of typing out a keyword, you can simply hit the appropriate key as shown in the table. Of course, you can always type the keyword normally (you must if the keyword is not in the table). Be sure to type NEW before typing in your program.

Like VICKey, 64Key checks location \$D4 (212) to see if the editor is in quote mode. If you hit a SHIFTEd letter within quotes, you will get the normal graphics character or capital letter instead of a keyword. Typing SYS52557 turns 64Key on or off. So, if you want to deactivate it, type SYS52557 a second time. You can also deactivate it by pressing the RUN/STOP and RESTORE keys together. 64Key will remain in memory until you turn the computer off.

## BASIC Keywords

A	ASC	N	NEXT
B	STEP	O	OPEN
C	CHR\$	P	POKE
D	DIM	Q	PEEK
E	END	R	RIGHT\$
F	FOR	S	STR\$
G	GET	T	TAB(
H	STOP	U	USR
I	INPUT	V	VAL
J	GOTO	W	DATA
K	GOSUB	X	READ
L	LEFT\$	Y	RESTORE
M	MID\$	Z	SYS

## Program 1: 64Key

```
10 PRINT"{CLR} 64-KEY"
20 FORI=52557TO52739
30 READA:X=X+A:POKEI,A
40 NEXTI
50 IFX<>24016THENPRINT"THERE IS AN ERROR
{SPACE}IN YOUR DATA STATEMENTS":STOP
60 PRINT"SYS52557 TO ACTIVATE":END
80 DATA 120 , 173 , 20 , 3 , 72
90 DATA 173 , 21 , 3 , 72 , 173
100 DATA 116 , 205 , 208 , 2 , 169
110 DATA 118 , 141 , 20 , 3 , 173
120 DATA 117 , 205 , 208 , 2 , 169
130 DATA 205 , 141 , 21 , 3 , 104
140 DATA 141 , 117 , 205 , 104 , 141
150 DATA 116 , 205 , 88 , 96 , 0
160 DATA 0 , 72 , 138 , 72 , 152
170 DATA 72 , 165 , 215 , 72 , 165
180 DATA 212 , 240 , 4 , 104 , 76
190 DATA 221 , 205 , 104 , 201 , 193
200 DATA 144 , 82 , 201 , 219 , 176
210 DATA 78 , 56 , 233 , 193 , 170
220 DATA 189 , 229 , 205 , 162 , 0
230 DATA 134 , 198 , 170 , 160 , 158
240 DATA 132 , 34 , 160 , 160 , 132
250 DATA 35 , 160 , 0 , 10 , 240
260 DATA 16 , 202 , 16 , 12 , 230
```



```

270 DATA 34 , 208 , 2 , 230 , 35
280 DATA 177 , 34 , 16 , 246 , 48
290 DATA 241 , 200 , 177 , 34 , 48
300 DATA 17 , 8 , 142 , 255 , 205
310 DATA 230 , 198 , 166 , 198 , 157
320 DATA 119 , 2 , 174 , 255 , 205
330 DATA 40 , 208 , 234 , 230 , 198
340 DATA 166 , 198 , 41 , 127 , 157
350 DATA 119 , 2 , 169 , 20 , 141
360 DATA 119 , 2 , 230 , 198 , 104
370 DATA 168 , 104 , 170 , 104 , 76
380 DATA 49 , 234 , 198 , 169 , 199
390 DATA 134 , 128 , 129 , 161 , 144
400 DATA 133 , 137 , 141 , 200 , 202
410 DATA 130 , 159 , 151 , 194 , 201
420 DATA 196 , 163 , 183 , 197 , 131
430 DATA 135 , 140 , 158 , 127 , 0
440 DATA 0 , 0 , 255 , 255 , 255

```

```

240 DATA 72,165,212,240,4,104,76,221
250 DATA 29,104,201,193,144,82,201,219
260 DATA 176,78,56,233,193,170,189,229
270 DATA 29,162,0,134,198,170,160,158
280 DATA 132,34,160,192,132,35,160,0
290 DATA 10,240,16,202,16,12,230,34
300 DATA 208,2,230,35,177,34,16,246
310 DATA 48,241,200,177,34,48,17,8
320 DATA 142,255,29,230,198,166,198,157
330 DATA 119,2,174,255,29,40,208,234
340 DATA 230,198,166,198,41,127,157,119
350 DATA 2,169,20,141,119,2,230,198
360 DATA 104,168,104,170,104,76,191,234
370 DATA 198,169,199,134,128,129,161,144
380 DATA 133,137,141,200,202,130,159,151
390 DATA 194,201,196,163,183,197,131,135
400 DATA 140,158,127

```

### Program 2: vicKey

```

100 POKE55,77:POKE56,29
110 PRINT "{CLR}VIC-KEY":PRINT:PRINT"WAIT
... "
120 FORI=7501TO7679
130 READA:X=X+A:POKEI,A
140 NEXT
150 IF X<>22351 THEN PRINT"THERE IS AN ER
ROR ON YOUR DATA STATEMENTS":STOP
160 PRINT"SYS7501 TO ACTIVATE."
170 NEW
180 DATA 120,173,20,3,72,173,21,3
190 DATA 72,173,116,29,208,2,169,118
200 DATA 141,20,3,173,117,29,208,2
210 DATA 169,29,141,21,3,104,141,117
220 DATA 29,104,141,116,29,88,96,0
230 DATA 0,72,138,72,152,72,165,215

```

**TDK**  
flexible disks

Call Free (800) 235-4137 for prices and information. Dealer inquiries invited. C.O.D. and charge cards accepted.



**PACIFIC EXCHANGES**



100 Foothill Blvd.  
San Luis Obispo, CA  
93401. (In Cal. call  
(805) 543-1037)

## Put a Monkey Wrench into your ATARI 800

Cut your programming time from hours to seconds, and have 18 direct mode commands. All at your finger tips and all made easy by the MONKEY WRENCH II.

The MONKEY WRENCH II plugs easily into the right slot of your ATARI and works with the ATARI BASIC cartridge.

Order your MONKEY WRENCH II today and enjoy the conveniences of these 18 modes:

- Line numbering
- Renumbering basic line numbers
- Deletion of line numbers
- Variable and current value display
- Up and down scrolling of basic programs
- Location of every string occurrence
- String exchange
- Move lines
- Copy lines
- Special line formats and page numbering
- Disk directory display
- Margins change
- Memory test
- Cursor exchange
- Upper case lock
- Hex conversion
- Decimal conversion
- Machine language monitor

The MONKEY WRENCH II also contains a machine language monitor with 16 commands that can be used to interact with the powerful features of the 6502 microprocessor




\$59.95

## 8K in 30 Seconds for your VIC 20 or CBM 64

If you own a VIC 20 or a CBM 64 and have been concerned about the high cost of a disk to store your programs on, worry yourself no longer. Now there's the RABBIT. The RABBIT comes in a cartridge, and at a much, much lower price than the average disk. And speed. This is one fast RABBIT. With the RABBIT you can load and store on your CBM cartridge an 8K program in almost 30 seconds, compared to the current 3 minutes of a VIC 20 or CBM 64, almost as fast as the 1541 disk drive.

The RABBIT is easy to install, allows one to Append Basic Programs, works with or without Expansion Memory, and provides two data file modes. The RABBIT is not only fast but reliable.

(The RABBIT for the VIC 20 contains an expansion connector so you can simultaneously use your memory board, etc.)



\$39.95

## MAE NOW THE BEST FOR LESS!

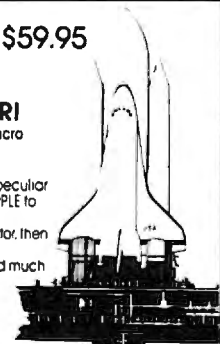
\$59.95

For CBM 64, PET, APPLE, and ATARI

Now, you can have the same professionally designed Macro Assembler/Editor as used on Space Shuttle projects.


- Designed to improve Programmer Productivity
- Similar syntax and commands - No need to relearn peculiar syntaxes and commands when you go from PET to APPLE to ATARI
- Coreident Assembler/Editor - No need to load the Editor, then the Assembler, then the Editor, etc.
- Also includes Word Processor Relocating Loader and much more
- Powerful Editor Macros, Conditional and interactive Assembly and Auto - zero page addressing

Still not convinced, send for our free spec sheet!



# Eastern House

3239 Linda Dr.  
Winston-Salem, N.C. 27106  
(919) 924-2889 (919) 748-8446  
Send for free catalog!



# INSIGHT: Atari

Bill Wilkinson

This month we'll begin to explore some of the techniques involved in creating a general-purpose formatted screen I/O routine in BASIC. "And just what is a general-purpose formatted screen I/O routine?" you quite rightfully ask.

## A "New" Kind Of Screen Editor

Briefly, what I am trying to do is produce a method whereby the programmer may specify certain areas of the screen as "label" or "title" areas, which may not be modified by the user. Other parts of the screen then become the Input/Output (I/O) areas. The user will not be able to change any part of the screen except the designated I/O areas, but he or she will be able to "randomly" access any area and change it. When the screen is filled in properly, the user pushes a single key (I intend to use ESCape) and the screen is automatically read into data variables in memory, where the program may process them or write them to disk.

The concept is certainly nothing new. Main-frame installations such as airline reservation systems have been doing exactly this for years. And I am sure that programs already exist for the Atari computers which work in a like fashion. So why am I writing these routines? For practical use here at OSS. Believe it or not, we intend to have a sales order entry system, complete with accounts receivable and general ledger interface, up and running on an Atari computer.

Surprised? Didn't think the Atari was capable of such sophisticated work? Truthfully, as the machine is shipped from Atari, it is not. The big missing link is large amounts of disk storage. We intend to use at least two double-density, double-sided drives (or equivalents), and may find that we need three or four.

And why are we doing this on an Atari computer, instead of a CP/M or MS DOS machine? Quite frankly, because we have the equipment already paid for and because we have yet to see an adequate order entry system even for such

"bigger" machines.

Anyway, so far I have written three of the workhorse subroutines of my formatted screen routines: (1) Display fixed information at fixed locations on the screen, (2) Display variable information (presumably obtained from a disk file) on the screen, (3) Edit the variable information (or enter new information).

Routine number three is both too big and too complicated to put in this month's column. Also, it runs fine in BASIC XL; but when I tried to translate it to Atari BASIC, it got bigger and slower and may not be too usable. If there is enough interest, I might be persuaded to write about it in a future column. Routines 1 and 2, though, are so surprisingly small, simple, and elegant when written in Atari BASIC that I felt you would enjoy seeing them. So let's look at them before explaining how they work.

### Routine 1: Fixed Setup

```
30000 REM set up fixed screen areas
30010 TRAP 30020 : DIM DATA$(50)
30020 TRAP 40000 : RESTORE PTRDATA
30030 READ DATA$ : IF DATA$="*" THEN
    RETURN
30040 POSITION VAL(DATA$(1,2)),VAL(D
ATA$(3,4))
30050 PRINT DATA$(5); : GOTO 30030
```

### Routine 2: Variable Display


```
31000 REM display variable data area
31010 TRAP 31020 : DIM DATA$(50)
31020 TRAP 40000 : RESTORE PTRDATA :
    QPTR=1
31030 READ DATA$ : IF DATA$="*" THEN
    RETURN
31040 POSITION VAL(DATA$(1,2)),VAL(D
ATA$(3,4))
31050 PRINT SCREEN$(QPTR,QPTR-1+VAL(
DATA$(5,6));
31060 QPTR=QPTR+VAL(DATA$(5,6)) : GO
TO 31030
```

### Listing 3: A Tester For The Routines

```
100 DIM SCREEN$(200)
110 SCREEN$="ZUCKERMAN 95099C"
```



# HAPPY WINS THE RACE WITH WARP DRIVE SPEED!



## HAPPY 810 ENHANCEMENT

- The only change needed to run all WARP DRIVE software
- Plug in P.C. board requires no permanent modifications
- Proven reliable in thousands of installations, reduces disk drive wear
- Comes completely assembled and tested, just plug in and use
- Full one year parts and labor guarantee, compatible with existing software
- High quality printed circuit board with gold connectors

### NO ONE ELSE HAS THIS PERFORMANCE

Unenhanced whole disk (ATARI rev B format) read time: 112 seconds

Unenhanced whole disk (ATARI rev C fast format) read time: 89 seconds

ENHANCED 810 whole disk (any format) read time with standard software: 68 seconds

ENHANCED 810 whole disk (any format) read time with WARP DRIVE software: 43 seconds

Standard software whole disk write and verify time: 238 seconds

WARP DRIVE software whole disk write and verify time: 62 seconds

## NEW HAPPY WARP DRIVE SOFTWARE

### WARP SPEED HAPPY BACKUP PROGRAM

- Completely automatic: nothing to figure out, insert disks and press return
- Only program on the market guaranteed to backup any disk
- Can write to a blank disk: format write and verify in one operation
- Automatic program tracing: copies only the tracks that are used
- Efficient memory utilization: reduces the number of disk insertions
- Requires only one ENHANCED disk drive, backups will work on a standard drive

### WARP SPEED MULTI DRIVE HAPPY BACKUP PROGRAM

- Same features as above plus support of multiple ENHANCED drives
- Can be used with up to 4 ENHANCED drives
- Source and all destination drives read and write in parallel
- Format write and verify 3 complete disks in less than 3 minutes

### WARP SPEED HAPPY COMPACTOR PROGRAM

- Reduces the number of disks required to backup your library
- Combines up to 8 self booting disks into 1 disk with a menu
- Compacted disks run only on an ENHANCED drive
- Pays for itself by saving on disks
- Single or dual ENHANCED drive operation

### HAPPY WARP DRIVE DOS

- Improves ATARI DOS 2.0S to use warp speed reading and write with verify
- Use all features of BASIC, PILOT, FMS, and DUP at top warp speed
- Warp speed I/O software module available separate from DOS

### HAPPY WARP DRIVE SECTOR COPY PROGRAM

- Standard format whole disk read, write and verify in 105 seconds
- Use with single or dual drives, mix ENHANCED and NON-ENHANCED drives

### HAPPY CUSTOMIZER PROGRAM (sold separately \$99.95)

- Creates custom format disks of any specification
- Any type bad sector, duplicate sector numbers, or interleave
- Easy to use but requires an advanced level user to interpret the results

## REVIEWED IN POPULAR MAGAZINES

**A.N.A.L.O.G. COMPUTING**—July/August 1983 "...The installation instructions for the Happy 810 Enhancement are among the best I have ever seen... The Happy 810 Enhancement is one of the most powerful hardware modifications available to ATARI computer owners."

**ANTIC**—July 1983 "The difference between a normal ATARI 810 disk drive and one equipped with Happy is like the contrast between mass transit and the automobile. A car costs you more initially, but improves the quality of your life. Similarly, if you use your disk drive a lot, installing Happy will markedly enhance your programming life."

**SPECIAL SUGGESTED RETAIL PRICE BEFORE FEBRUARY 28, 1984:** Get the HAPPY 810 ENHANCEMENT with the single and multi drive HAPPY BACKUP PROGRAM, plus the HAPPY COMPACTOR PROGRAM, plus the HAPPY DRIVE DOS, plus the HAPPY SECTOR COPY, all with WARP DRIVE speed, including our diagnostic for \$249.95. Existing registered ENHANCEMENT owners may upgrade to WARP DRIVE speed for \$15.00 with no hardware changes!

Price includes shipping by air mail to U.S.A. and Canada. Foreign orders add \$10.00 and send an international money order payable through a U.S.A. bank. California orders add \$16.25 state sales tax. Cashiers check or money order for immediate shipment from stock. Personal checks require 2-3 weeks to clear. Cash COD available by phone order and charges will be added. No credit card orders accepted. ENHANCEMENTS for other ATARI compatible drives coming soon, call for information. Please specify -H model for all drives purchased new after February 1982, call for help in ENHANCEMENT model selection. Dealers now throughout the world, call for the number of the dealer closest to you.

ATARI 810 is a registered trademark of Atari, Inc.

**HAPPY COMPUTERS, INC.** • P. O. Box 1268 • Morgan Hill, California 95037 • (408) 779-3830

```

200 REM fixed data
210 DATA @B1@Name:
220 DATA @412Zip Code:
230 DATA @B16Code:
240 DATA *
300 REM variable data parameters
310 DATA 151010
320 DATA 151205
330 DATA 151601
340 DATA *
400 REM the actual test program
410 GRAPHICS @
420 PTRDATA = 200 : GOSUB 30000
430 PTRDATA = 300 : GOSUB 31000
440 REM just loop here for now
450 GOTO 440

```

Even though I have presented this example as three separate listings, if you would like to see its effects, you should type all the lines into a single program.

## Addressable DATA

So, what's the secret of this simple yet (according to me) elegant program? Surprisingly enough, I find myself returning to the concept I explored in my very first COMPUTE! column (September 1981, for you "regulars"): addressable DATA statements. Very few BASICs have addressable DATA statements, yet when I look at this program I cannot understand why they don't.

The lines to look at carefully are 30020 and 31020, where the program says "RESTORE PTRDATA". When either of these routines is called, it expects that the variable PTRDATA will contain the line number of the beginning of some DATA statements which it must begin processing. So let's look at those DATA statements first.

In lines 210 through 230, we define the fixed fields on the screen as starting at a particular horizontal (X) position (the first two digits) and a particular vertical (Y) position (the next two digits). Notice how line 30040 reflects this usage with the VAL functions it uses in conjunction with the POSITION statement.

Similarly, in lines 310 through 330, the definitions of the variable fields are expressed as horizontal position (first two digits), vertical position (next two digits), and field length (last two digits). Again, lines 31040 through 31060 reflect these usages via VAL functions.

If you are wondering why I am making such a fuss over these two little routines, especially when it takes so much programming to prepare to use them, you probably haven't typed in the program to see what it does. Or, to be fair, you haven't seen the best part of all, the onscreen editor that's too big for this month's column.

## INPUT Weaknesses

And why am I going to this much trouble, when I could use PRINTs and INPUTs to do the same

thing? Two reasons: (1) If I use PRINT and INPUT, I have to write the entire code each time in a form which makes my programs hard to read and understand. (2) The INPUT statement as implemented on most BASICs is a disaster, and Atari BASIC is no exception. There is no way, when using INPUT, to keep the user from hitting screen-editing keys or from entering too much or too little data.

Did I mention that the screen editing routine I have written allows the programmer to specify, via simple DATA statements, not only where and how big the variable data fields are on the screen but also what attributes they may have (for example, numeric, alphabetic, dollars and cents, etc.)? I didn't? Are you more interested now? Next month we'll continue our examination of screen I/O by making test runs of the example programs. ©



**Super Cart™**

Copy Atari 400/800 Cartridges to Disk and run them from a Menu

**ATARI CARTRIDGE-TO-DISK COPY SYSTEM \$69<sup>95</sup>**

Supercart lets you copy ANY cartridge for the Atari 400/800 to diskette, and thereafter run it from your disk drive. Enjoy the convenience of selecting your favorite games from a "menu screen" rather than swapping cartridges in and out of your computer. Each cartridge copied by Supercart functions exactly like the original - self-booting, etc.

Supercart includes: COPY ROUTINE - Dumps the contents of the cartridge to a diskette (up to 9 cartridges will fit on one disk.)  
MENU ROUTINE - Auto loading menu prompts user for a ONE keystroke selection of any cartridge on the disk  
CARTRIDGE - "Tricks" the computer into thinking that the original "protected" cartridge has been inserted.

To date there have been no problems duplicating and running all of the protected cartridges that we know of. However, FRONTRUNNER cannot guarantee the operation of all future cartridges. Supercart is user-friendly and simple to use. **PIRATES TAKE NOTE: SUPERCART is not intended for illegal copying and/or distribution of copyrighted software. Sorry!!!**

**SYSTEM REQUIREMENTS:**  
Atari 400 or 800 Computer / 48K Memory / One Disk Drive

Available at your computer store or direct from FRONTRUNNER. DEALER INQUIRIES ENCOURAGED  
**TOLL FREE ORDER LINE:** (24 Hrs.) 1-800-848-4700 (In Nevada or for questions Call: (702) 796-4600)

Personal checks allow 2-3 weeks to clear. M/C and VISA accepted.  
Include \$3.50 (or \$5.00 Foreign orders) for shipping.  
**FRONTRUNNER COMPUTER INDUSTRIES**  
316 California Ave., Suite #712, Reno, Nevada 89509 - (702) 796-4600  
Others Make Claims... SUPERCART makes copies!!!  
ATARI is a trademark of Warner Communications, Inc.

**VIC20 /COM 64/ ATARI 400/800  
SOFTWARE RENTAL CLUB**

- RENT SOFTWARE for up to a month for 10% of the list price (20% for cassettes and disks) with option to purchase
- Call us for Atari and Commodore 64 Hardware Supplies
- Membership \$25/year with \$10 Renewal fee
- VISA/MC accepted

**VIDEO HOME LIBRARY**  
RT. 3 BOX 309A52  
CLINTON, TN 37716  
**(615)457-5068, 482-3893**

Software orders add \$1.50 for shipping and handling.



# Commodore Files For Beginners

## Part 4

Jim Butterfield, Associate Editor

*In this concluding article of the series, we'll clean up a few small details on sequential files; then I'd like to open up the big picture on the use of sequential files.*

---

### Linefeed

With every PRINT#, we have scrupulously ended with the sequence ;CHR\$(13); including the semicolon at the end. Is it overkill? Might we just say PRINT#1,X\$ without harm?

On all machines produced since 1981, the answer is yes. The 4.0 BASIC that was introduced for PET/CBM at that time solved the problem, and when the VIC and Commodore 64 were produced, the solution stayed.

The problem was this: When we said PRINT #1,"X" the computer would send the X to the file, followed by a carriage return—so far, we're OK—followed by a linefeed character. The linefeed got mixed into our data and caused confusion. On Commodore products before the 4.0 was announced, we needed to eliminate that automatic linefeed by sending our own carriage return, which is CHR\$(13).

From the 4.0 system onward (including VIC and 64), the linefeed won't go out unless you use a *logical* file number of 128 or greater. So on these machines, you can just say PRINT#1,"X" and have no problems.

Even if you have a newer machine, there's a question you should consider. Suppose you write a useful filing program. Is there a chance that someone might like to use your program on their computer—which might be an old PET/CBM? If so, use the CHR\$(13). It won't hurt your system, and will save other users a lot of potential headaches.

### GET#

Sometimes a file doesn't seem to behave. The information that comes in when you INPUT# is not what you expect. To look at the file in detail, you should switch to GET#, which will look at each individual character.

For a simple ASCII file, we can write a quick program to display everything:

```
100 OPEN 1,8,3,"FILENAME" (or tape equivalent)
110 GET#1,X$
120 PRINT X$;
130 IF ST=0 GOTO 110
140 CLOSE 1
```

Chances are, you'll be able to see the problem right away; it's often an unwanted character such as a comma or colon, or a line that is too long.

Sometimes a bug in your program will put into your file "strange" characters that won't print. In this case, you can usually investigate the problem by changing to the numeric ASCII representation: 120 PRINT ASC(X\$); and if there's any chance that the file contains a binary zero character, you can catch it by coding 120 PRINT ASC(X\$+CHR\$(0)); to allow for the "null string" that results from reading this character.

### A Longer Look

We've talked about the principles of writing and reading sequential files. I'd like to leave the mechanics to take a broader view of sequential files usage. We'll need to look at one extra touch: putting a file into some kind of order.

Unless we make a deliberate effort, a sequential file will end up with records in the order that they were created, or entered. But if we choose, we can set up the files with a distinctive sequence of records.

## The Key Field(s)

We choose a certain field—say, student number or customer name—and decide that our file will be “sequenced” according to this field.

We may choose more than one field for our ordering. In this case, one of the fields is considered “major” and the other “minor.” For example, suppose we choose to sort by two fields: surname and first name. This would work out as follows: If the surnames are different, put the records in order of surname; if they are the same, put them in order of first name. Thus Fred Jones would come before Pete Jones, but William Jolson would come before both of them.

It turns out that the terms “major key” and “minor key” apply not just to music. You can go even further, and have an intermediate key. But the key fields always have a distinct precedence.

## No Sort

Beginners often think that files must be sorted in order to be in a given sequence. Not so. If the files are created in sequence, they will stay that way; there will be no need for a distinct sort operation. So long as new items are inserted into the proper spot, the records never get out of order.

If you change keys, however, you’ll definitely need a sort; the new order will replace the old. And as we’ll see later, sorting does play a role in the handling of sequenced files.

## Why Ordered?

It’s not obvious why a file will benefit from being placed in an ordered sequence. It’s extra work, and with small files it may not seem to pay off.

Let’s take a file of 100 records, and try some of the more common excuses.

- *It makes it easier to find a given record.* True, but often not important. We can usually search for a match in an array of 100 items in about a second; few users would find this an unworkable delay. With an ordered file, we could perform a binary search in one-tenth the time; but this may not matter.
- *It makes it easier to spot duplicates.* At the time that a new record is entered, finding a duplicate is the same job as finding a given record. Again, for 100 records or less, the difference may not be significant.
- *It makes it easier to add records.* Untrue: Adding to a keyed file may require “moving over” records so that the new one will fit. Adding to an unsequenced file involves tacking the new record onto the end of the file.
- *The file can be summarized faster.* Not usually true: 100 records take the same time to process regardless of their order.

As the number of records increases above

100, the first two reasons given above become more important; eventually, a sequenced file becomes quite desirable. But there’s another major reason why a keyed file is useful.

## The Major Reason

Here’s the big one for commercial applications: In an ordered file, it’s easy to group similar items together for processing. They are already together.

Suppose we have a file of credit sales. This might include customer number, date, and amount. Now, if the file is sorted by customer number, each customer’s purchases are clustered together. We can summarize a customer’s activity very simply.

Suppose we have the following sales:

Customer Number	Amount
123	40.20
123	6.15
241	50.00
244	5.75
244	6.00

It’s obvious that these records are ordered by customer number. So here’s how we handle calculating each customer’s totals:

- Read the first record.
- Set Customer = the customer number, Total = the amount involved.
- Read the next record. If the customer number is still the same, add the amount into the Total, and repeat.
- If the customer number has changed, or when we reach end-of-file, print Customer, the previous customer number, and Total, the total customer purchases. If we’re not at the end-of-file, go back to step B.

If you’ve followed the above logic, you can see that when the customer number in the record changes, say from 123 to 241, we must stop and summarize. This point is called a “control break.”

## More: Merging

If we have a file of customer transactions, and a file of customer names and addresses, and both files are sequenced by customer number, we can do something very powerful indeed. We can draw from both files simultaneously, and “mingle” the information together to produce a customer bill. We must be very careful to make sure that the customer numbers are synchronized.

This process—the streaming together of two ordered files—is called a “merge.” It can happen only if both files are sequenced in the same way. And to be able to handle two files at the same time, we must have a disk system.

The merge is vital to most commercial data processing systems. It’s worth describing how a typical commercial “merge/update” billing program works.



## The Merge Update

The computer has a "Master Customer File" on disk. It contains the customer's name, address, previous balance, and the key field: customer number.

Over the past month, the computer has been gathering a "Transaction File." It contains a date, an amount, perhaps a transaction type and details, and the key field: customer number.

The program starts. Both the Master File and the Transaction File are opened and made ready for reading. A new file, the New Master File, is prepared for writing.

The computer grabs the first transaction, and then goes searching through the Master File for a matching customer number. Anything it finds on the Master File that doesn't match must be an inactive customer number (and a smaller number at that); and this is carefully copied over to the New Master File.

When we find a matching customer number on the Master File, we start to print out the customer bill. The name and address from the Master File are neatly printed. We move to the right place on the form and print the customer's previous balance. Now we print the first transaction.

We grab another transaction. If it's the same customer number, we print the transaction and keep going. But if it's a different customer number, we have a "control break." The previous customer's bill must be totaled, and a new statement moved into the right place on the printer. The New Master File will be written with the usual things: Name, Address ..., and a brand new balance.

This continues, the bills keep chugging out, and by the time we're finished we have created a brand new Master File that we'll use as an input next month.

Of course, there will be more things on the transaction file than purchases. Customer payments will also be shown there, and we might even include extra types of transactions such as corrections or changes of address.

And we'll produce extra output, usually directed to an "exception file." This includes transactions that have no matching customer number on the Master File, indications of customers with no activity but an outstanding balance, information on balances that exceed a certain amount, and whatever.

It's not my plan to give you a total outline of a billing system here. But I'd like you to get an appreciation of the mighty potential of the humble sequential file.

## The Sort

We've previously deemphasized the role of sorting in the keyed sequential file. Perhaps we'd better

bring it back into perspective.

In the Merge operation we described above, it's likely that the Master File will always be in sequence. No need for sorting there. But the transactions are probably logged in as they arrive. They will be sorted into customer number order just before the mighty merge. But there's more.

The control break—the method whereby we group related records together and then summarize them—is so important that it's given rise to a whole class of programs: the "report generator." These are program systems prewritten to pick up control breaks and do the desired totaling. To use the power of a report generator program, we must sort our records according to the keys involved.


An example: Suppose we have sales records listing customer, salesman, sales office, date, amount, and product. Now, if you wish to analyze sales by product, here's what to do. Sort by product, and then use a report generator to summarize the file based on control breaks in the product number. Or if you want a report on each salesman's achievements, sort the records by salesman. Or by office, or by date, or by whatever you want to analyze. Once you know how to handle sequential file processing, you can pick over the data any way you want.

We leapt from simple file handling to the extraordinary power of control breaks and report generators. And yet it's all handled by the humble sequential file. Just a few simple coding rules will get you going. But the sky's the limit. ©

## COMPUTE! Books

### MEMOREX FLEXIBLE DISCS

WE WILL NOT BE UNDER-  
SOLD!! Call Free (800)235-4137  
for prices and information. Dealer  
inquiries invited and C.O.D.'s  
accepted.



PACIFIC  
EXCHANGES  
100 Foothill Blvd.  
San Luis Obispo, CA  
93401 In Cal. call  
(800) 592-5935 or  
(805) 543-1037



# PROGRAMMING THE TI

C. Regena

## Foreign Languages

As you may already know, Texas Instruments has disbanded its home computer division. It's unfortunate that the TI-99/4A will no longer be manufactured and sold, because it's such a good computer.

However, there are still a lot of people out there who own TIs. I will keep writing and programming for the TI as long as there is a demand for it. Also, several third-party software companies have announced that they will continue to publish software as long as there is a market for it. If you are looking for further support, I suggest that you get involved with a local user group. If you are not aware of any in your area, or would like to start one, you may contact:

*Charles LaFara  
International 99/4A User Group  
P.O. Box 67  
Bethany, OK 73008*

I have had several requests for programs for teaching or translating foreign languages. Letters have come from Southern California specifically requesting help in using Spanish accents and the tilde plus the opening exclamation and interrogation symbols.

In my high school days, we used headphones with an audio system that taught us a dialogue as we repeated phrases. With the TI computer and the Speech Synthesizer, you can imitate this. However, the computer adds branching capabilities to learning processes. The computer can determine when you are ready to continue to the next learning unit—or you can repeat one unit as long as you wish.

To use the Speech Synthesizer, you will need a command module that has speech capabilities. The Terminal Emulator II command module allows "unlimited" speech—there is no set vocabulary of words—so it is an ideal module for foreign speech. With the command module in place, press 1 for TI BASIC as usual (not 2 for the particular module). Any words that you want spoken you can spell phonetically in your program. Warning: Allow plenty of time to experiment with different sounds and spellings. The Spanish program included here presents the option to use speech.

### To The Screen

Now to print the language on the screen. You probably noticed that the TI-99/4A keyboard has a tilde on one of the keys (FCTN W). It's the little curvy mark that belongs above the N in many Spanish words. The tilde is important enough in the language to change the pronunciation and the meaning of words. In Spanish writing you cannot just ignore the tilde or you may convey the wrong meaning. For example, Segundo P. I. Acuña writes, "A MONO is a MONKEY whereas a MOÑO is variously a bun, a crest, a chignon, a tuft... You would wear a bun in your hair, but never a monkey!"

The problem with the tilde alone on a key is that it really should be above an N. To print an N with the tilde on the screen you need to print the tilde on one line, then the N directly below it. The solution is to design our own characters with the N and the tilde together and the accents with the appropriate vowels.

For this example program, I am leaving all the lowercase letters as is. (They really are small capital letters, not true lowercase letters, but it would take too much memory to redefine all of them to look like the normal lowercase letters.) To be able to print the N with the tilde and the vowels with the accent marks, I have redefined several characters.

In your own programming, choose regular characters between 33 and 127 that you would not otherwise be printing in the program. I chose to use Characters 91, 92, 93, and 94 for a, e, i, and o. I redefined the underline, Character 95, to be the ñ. I also redefined Character 35 to be the upside-down exclamation point and Character 36 to be the upside-down question mark. Later when you PRINT "\$" you won't see the dollar sign, but the upside-down question mark.

If you have the TI Extended BASIC command module, you can find out how the computer defines the characters by using the CHARPAT function. Rather than draw my own little letters, I used Extended BASIC and my printer to print a list of the definitions. If you have a printer and Extended BASIC, you can try the following



# ATARI®

600XL .....	CALL
800XL .....	CALL
1200XL .....	\$409*
*Reflects \$100 Atari Rebate	
1050 DRIVE .....	\$335
1025 PRINTER .....	\$399
1020 COLOR PTR .....	\$219
1027 PRINTER .....	\$279
1010 RECORDER .....	\$72
MICROBITS INFC .....	\$78
80 COLUMN BD .....	\$249
TECHNICAL NOTES .....	\$25
REAL TIME CLK .....	\$38
810 DRIVE .....	\$419

DRIVES		MEMORIES	
ASTRA 1620 .....	\$469	48K RAM (INTEC) .....	\$95
RANA 1000 .....	\$295	64K RAM (INTEC) .....	\$119
PERCOM 88-S1 .....	\$298	48K RAM (MOSAIC) .....	\$109
PERCOM 40-S1 .....	\$418	64K RAM (MOSAIC) .....	\$145
PERCOM 40-S2 .....	\$718	128K RAM DISK .....	\$299
PERCOM 44-S1 .....	\$510	32K RAM (MOSAIC) .....	\$68
PERCOM 44-S2 .....	\$929		

## ATARI SOFTWARE

<b>ADVENTURE INT'L</b>	<b>EDU-WARE</b>
Adv. 1-12 each (C) .....	Prisoner II (D) .....
Preppie (C/D) .....	Spelling Bee (D) .....
Preppie II (C/D) .....	Compu-Read (D) .....
Diskey (D) .....	Compu-Math Fr. (D) .....
Sea Dragon (C/D) .....	Compu-Math Dec. (D) .....
<b>APX</b>	<b>EDUCATIONAL SOFT.</b>
Eastern Front (C/D) .....	Tricky Tutorial
747 Land Slim. (C/D) .....	1, 2, 3 or 4 (C/D) .....
Fig-Forth (C) .....	Tricky Tutorial
<b>ATARI INC.</b>	5, 6 or 7 (C/D) .....
Microsoft Basic II (R) .....	<b>INFOCOM</b>
Mickey In Great	Suspended (D) .....
Outdoors (C/D) .....	Zork I, II or III (D) .....
Paint (D) .....	Starcross (D) .....
Speed Reading (C) .....	Deadline (D) .....
Qix (R) .....	<b>JV SOFTWARE</b>
Dig Dug (R) .....	Jrny to Pints (C/D) .....
Atari Writer (R) .....	Action Quest (C/D) .....
Donkey Kong (R) .....	Ghost Encount. (C/D) .....
Time Wise (D) .....	<b>LJK</b>
Visicalc (D) .....	Letter Perfect (D) .....
Juggles House (C/D) .....	Data Perfect (D) .....
Juggles Rnbw (C/D) .....	<b>ON-LINE</b>
Pilot (Home) .....	Ultima II (D) .....
Galaxian .....	Marauder (D) .....
Defender .....	Lunar Lopper (D) .....
ET .....	Wiz & Princess (D) .....
Microsoft Basic (D) .....	Frogger (C/D) .....
Macro Ass. & Edit (D) .....	Crossfire (R) .....
Assembler Editor (R) .....	<b>OPTIMIZED SYSTEMS</b>
Basic Cartridge (R) .....	C-65 (D) .....
Pac Man (R) .....	Bug-65 (D) .....
Centipede (R) .....	Max-65 (D) .....
Caverns of Mars (D) .....	Basic A + (D) .....
Star Raiders (R) .....	<b>ROKLAN</b>
Conv. Lang. Ea. (C) .....	Gorf (D) .....
Music Composer (R) .....	Gorf (R) .....
Super Breakout (R) .....	Wizard of Wor (D) .....
My First Alphabet (D) .....	Wizard of Wor (R) .....
Prog. 2 & 3 (ea.) (C) .....	<b>SIRIUS</b>
Word Processor (D) .....	Alpha Shield (R) .....
Pilot (Educ.) .....	Wavy Navy (D) .....
Touch Typing (C) .....	Bandits (D) .....
Home File Mgr (D) .....	<b>SPINNAKER</b>
<b>AUTOMATED SIMUL.</b>	Snooper Troop 1, 2 (D) .....
Hellfire Warrior (C/D) .....	Kindercomp (D) .....
King Arth's Heir (C/D) .....	Rhymes & Riddles (D) .....
Invasion Orion (C/D) .....	Hey Diddle Diddle (D) .....
Temple of Aps. (C/D) .....	Srch Amzng Thngs (D) .....
Star Warrior (C/D) .....	Story Machine (D) .....
Dragon's Eye (D) .....	Face Maker (D) .....
Crush Crumble (C/D) .....	<b>STRATEGIC SIM.</b>
<b>AVALON HILL</b>	Cosmic Balance (D) .....
VC (D) .....	Cosmic Balance II (D) .....
B-1 Nuc. Bomber (C) .....	Tigers In Snow (C/D) .....
Legionnaire (C) .....	Battle of Shiloh (C/D) .....
<b>BRODERBUND</b>	Battle of Norm. (C/D) .....
Sky Blazer (D) .....	Galactic Gladiator (D) .....
Bank St. Writer (D) .....	Cytron Masters (D) .....
A.E. (D) .....	<b>SYNAPSE SOFTWARE</b>
Arcade Machine (D) .....	File Mgr 800 + .....
Choplifter (D) .....	Protector II (D) \$23 (R) \$29
<b>CBS</b>	Shamus .....
Mountain King (R) .....	Fort Apocalypse (C/D) .....
Boulders & Bombs (R) .....	Shamus II (C/D) .....
Krazy (each) .....	Necromancer (C/D) .....
<b>CONTINENTAL SOFT.</b>	Pharaoh's Curse (C/D) .....
Home Accountant (D) .....	<b>THORN EMI</b>
Tax Advantage (D) .....	Soccer (R) .....
<b>DATASOFT</b>	Jumbo Jet (R) .....
Text Wizard (D) .....	Submarine Comm. (R) .....
Graphic Master (D) .....	<b>USA</b>
Micro Painter (D) .....	Atari World (D) .....
Lisp Interpreter (D) .....	3-D Sprgrphcs (C/D) .....
Graphics Gen. (D) .....	<b>MISCELLANEOUS</b>
Basic Compiler (D) .....	Sargon II .....
Zaxxon (C/D) .....	Financial Wizard (D) .....
<b>DONT ASK</b>	Castle Wolfenstein (D) .....
Sam (D) .....	Master Type (D) .....
P.M. Animator (D) .....	Millionaire (D) .....
Teletari (D) .....	Astro Chase (D) .....
	All Baba (D) .....
	Miner 2049er (R) .....
	Sammy Sea Serp. (C) .....
	Pinball (D) .....

## SPECIALS

Gemini 15X Printer .....	\$399
Axiom AT-100 Printer (with interface) .....	\$229
Astra Double Density Dual Drive .....	\$469
Rana 1000 Drive .....	\$319
Bit-3 80 Column Board .....	\$245
Mannesmann Talley 160L Printer .....	\$589
Atari 400 Keyboard (In Home) .....	\$35
Programmer Kit .....	\$48
Entertainer Kit .....	\$64
Wico Joystick .....	\$23
Wico Trackball .....	\$49

## \*ASTRA 1620 DISK DRIVE SYSTEM

MORE FOR YOUR MONEY  
DOUBLE OR SINGLE DENSITY  
TWO DRIVES  
**SPECIAL \$469**



## Printers/Etc.


<b>GEMINI 10X .. \$279</b>	<b>PROWRITER .. \$345</b>
<b>GORILLA .. \$199</b>	<b>SMITH TPI .. \$488</b>
<b>CITOH</b>	<b>SILVER REED P .. \$669</b>
Prowriter .....	QUME 11/40 + .....
Prowriter II .....	<b>OKI-DATA</b>
Starwriter .....	Microline 82A .....
Printmaster .....	Microline 83A .....
<b>NEC</b>	Microline 84P .....
8023 A-C .....	Microline 92 .....
3510 .....	Microline 93 .....
3530 .....	<b>DIABLO</b>
3550 .....	620R .....
7710/7730 .....	630R .....

## MONITORS

<b>AMDEK</b>	<b>NEC</b>
Color I .....	GRN (JB1260) .....
V300 .....	GRN (JB1201) .....
V300A .....	Color Composite .....
Color II .....	RGB Color .....

## MODEMS

<b>HAYES</b>	<b>NOVATION</b>
Smartmodem .....	J-Cat .....
Smartmodem 1200 .....	Apple Cat II .....
Micromodem II .....	D-Cat .....



# COSMIC COMPUTERS

UNLIMITED

727 BREA CANYON RD., SUITE 16  
WALNUT, CA 91789

ORDER LINES OPEN MON-SAT 8 am - 8 pm

**(800) 626-7642**

PLEASE FOR ORDERS ONLY

SORRY, NO COD'S

**(714) 594-5204**

FOR TECHNICAL INFO, ORDER INQUIRIES,  
OR FOR CALIFORNIA ORDERS

Add \$2.50 shipping per software order in continental U.S. Add \$5.00 shipping per software order for AK, HI, FPO-APO. Add \$10.00 or 15% (whichever is greater) per software order for non-U.S. Call for cost of hardware shipping. Calif. residents add 6 1/2% sales tax. Cashiers checks or money orders filled within 24 hours for items in stock. Personal checks require 4 weeks to clear. MasterCard and Visa OK for software only within continental U.S., add 3% surcharge. Include card no., expiration date and signature. Due to our low prices, all sales are final. All defective returns must have a return authorization number. Please call to obtain one before returning goods for replacement or repair. Prices & availability subject to change.

# COMMODORE

**CBM 64 .....** CALL  
**1541 DISK DRIVE .....** \$239

1701 Color Monitor .....	\$255	1530 Recorder .....	\$59
1525 Printer .....	\$239	1600 Modem .....	\$59
1520 Color Ptr .....	\$169	1650 Auto Modem .....	\$89
Card ? (Infc) .....	\$60	CMB 64 Ref Guide .....	\$18
Light Pen .....	\$29	The Connection (Infc) .....	\$85
Cassette Infc .....	\$29	MSD Disk Drive .....	\$339
Card ? Software .....	\$16	PTI 45 Lot Board .....	\$59

## 64 SOFTWARE 64


Multiplan .....	CALL
Script 64 .....	\$77
Calc Result Prof. .....	\$114
Calc Result Easy .....	\$68
The Home Accountant .....	\$48
Delphis Oracle .....	\$89
Word Pro 3 with Spell .....	\$78

<b>ACCESS SOFTWARE</b>	<b>MICROSPEC</b>
Neutral Zone (C/D) .....	Payroll System (D) .....
Sprite Master (C/D) .....	Inventory Pkg (D) .....
<b>AVALON HILL</b>	General Ledger (D) .....
Nukewar (C) .....	Disk Data Mgr (D) .....
Planet Miners (C) .....	Mail List Mgr (D) .....
Androm Conquest (C) .....	Checkbook Mgr (D) .....
Midway Campaign (C) .....	<b>M-SOFT</b>
North Atl. Convoy (C) .....	M-File (D) .....
Comp. Stocks/Bnds (C) .....	<b>ON-LINE</b>
Computer Football (C) .....	Frogger (D) .....
Telengard (C) .....	Jawbreaker (D) .....
<b>BATTERIES INCLUDED</b>	<b>PACIFIC COAST SOFT.</b>
Paper Clip (D) .....	PCS (80 Col Bd, Word Proc, D.Base, Spreadsheet) CALL
Delphis Oracle (D) .....	Account PAC (C/D) .....
<b>BRODERBUND</b>	File PAC (D) .....
Choplifter (R) .....	Editor PAC (D) .....
Serpentine (R) .....	Inquire PAC (D) .....
Sealox (R) .....	Happy Tutor Typng (D) .....
David's Midnight (D) .....	<b>PROFESS. SOFTWARE</b>
<b>COMMODORE</b>	Wordpro 3 + /64 (D) .....
Easy File (D) .....	<b>QUICK BROWN FOX</b>
Easy Finance (D) .....	Prof. Word Proc. (R) .....
Easy Mail (D) .....	<b>RAINBOW</b>
Easy Script (D) .....	Writers Assistant .....
Easy Schedule (D) .....	Spreadsheet Assist. .....
Logo (R) .....	File Assistant .....
Pilot (D) .....	<b>SIRIUS</b>
Assembler (D) .....	Blade/Blackpoodle (D) .....
Music Machine (D) .....	Type Attack (D) .....
Music Composer (D) .....	Repton (D) .....
Meza Music (D) .....	Critical Mass (D) .....
Video/Music Supt. (D) .....	Snake Byte (D) .....
Jupiter Lander (R) .....	Way Out (D) .....
Radar Rat Race (R) .....	Fast Eddie (D) .....
Sea Wolf (R) .....	Turmoil (D) .....
Kickman (R) .....	Spider City (D) .....
<b>COMM-DATA</b>	Squish'Em (D) .....
Pakacuda .....	Final Orbit (D) .....
Escp. MCP .....	Alpha Shield (D) .....
Centropods .....	<b>SKYLES ELEC. WORKS</b>
<b>COMPUTERMAT</b>	Busicalc (C/D) .....
Arcade-Pak (C) .....	Busiwriter (D) .....
Education-Pak (C) .....	<b>SPINNAKER</b>
<b>CREATIVE SOFTWARE</b>	Snooper Troops 1 (D) .....
Moon dust (R) .....	Facemaker (D) .....
Trashman (R) .....	Kindercomp (D) .....
Save New York (R) .....	Hey Diddle (D) .....
Astroblitz (R) .....	Most Amaz. Thing (D) .....
Household Fin. (D) .....	<b>SYNAPSE</b>
<b>DATA 20</b>	Fort Apocalypse (C/D) .....
Video Pak 80 .....	Survivor (C/D) .....
Z80 Video Pak .....	Drehs (C/D) .....
<b>EN-TECH</b>	Pharaoh's Curse (C/D) .....
Finance Calc 64 .....	Protector II (D) .....
Data Base 64 .....	Morgul (D) .....
Invoice Ease 64 .....	Shamus (D) .....
<b>EPYX</b>	<b>TAYLORMADE</b>
Temple of APS (D) .....	Touch Typing Tutor
Upper Reach. APS (D) .....	3.0 (D) .....
Jumpman (D) .....	<b>TIMETWORKS</b>
<b>HES</b>	Rbrrs/Lost Tomb (C/D) .....
HES Modem .....	Wall Street (C/D) .....
6502 Prof. Dev. Sys. (C) .....	Money Manager (C/D) .....
Hesmon 64 (R) .....	Data Master (C/D) .....
Turtle Graphics II (R) .....	Dungeons of Alg. .....
Heswriter 64 (R) .....	Dragons (C/D) .....
Gridrunner (R) .....	<b>TOTL</b>
Retrobull (R) .....	Text 2.6 .....
<b>INFOCOM</b>	Label 2.6 .....
Zork I, II or III (D) .....	Time Manager 2.6 (C) .....
Deadline (D) .....	Time Manager 2.6 (D) .....
Starcross (D) .....	Resrch Assist. 2.0 (C) .....
<b>JIN SAM</b>	Resrch Assist. 2.0 (D) .....
Mini-Jini (R) .....	<b>UMI</b>
<b>LITTLE WIZARD</b>	Motor Mania (C) .....
Pro.Mail.List (C)\$22 (D)\$25	Renaissance (C) .....
Stockmaster	<b>VICTORY</b>
(Inventory) (C)\$25 (D)\$28	Anihilator (C/D) .....
<b>LOGISTIC</b>	Kongo Kong (C/D) .....
Datacalc 64 (C) \$55 (D) \$59	Trek (C/D) .....
Home Journal (D) .....	Adv. Pack #1 (C/D) .....
	Adv. Pack #2 (C/D) .....
	Chop Robbers (C/D) .....
	Gromper Man (C/D) .....

program. Change line 100 for your own printer configuration.

```
100 OPEN #2: "RS232.BA=600"
110 PRINT #2: "CHARACTER", "PATTERN CODE": :
120 FOR N=33 TO 126
130 CALL CHARPAT(N,C$)
140 PRINT #2: :N; " "; CHR$(N), C$
150 NEXT N
160 CLOSE #2
170 END
```

This program showed me that for the lowercase n, the character definition is 0000004464544C44. The next step was to get out the graph paper and draw a tilde above the given n:



The new character definition is 324C004464544C44. Similarly, you can draw the accents above the lowercase a, e, i, and o.

The redefined Spanish characters all have the accents going the same way. In French you will need the regular e plus é and è. In German you will need to define vowels with the umlaut marks above. (Sure, use the same idea for Chinese or Japanese characters—but I'll leave that up to you!)

## The Special Characters

After you have redefined the characters in your program, you can print them on the screen—just remember which symbols correspond to which regular characters. For example, in the Spanish program, to print the word "niño", remember that the ñ is the underline (FCTN U) and use the command PRINT "ni\_o". As you are programming, you will see the underline, but when the program is RUN, the underline will be redefined and you will see the ñ.

The main purpose of this Spanish program is to illustrate how to print the special characters. All of the Spanish is written with the lowercase letters—release the ALPHA LOCK key to type the lowercase letters. To type any symbols on the face of the keys, use FCTN and the key. Any phrase in a PRINT #1 statement is spoken with the Speech Synthesizer. You may want to experiment and change these pronunciations. If you do not have the Terminal Emulator II module or the Speech Synthesizer, make choice number 2 at the beginning of the program for no speech. The variable SP will then equal 2 and all commands involving speech will be by-passed.

The first part of the program draws pictures and shows the Spanish word or phrase. If you have speech, the computer will say the word or

phrase and you may repeat it. If you want to hear the phrase again, press the space bar. To continue after each presentation, press the ENTER key. The last section of the program presents Spanish phrases with the English translation.

If you prefer to avoid the typing, you can receive a copy of "Spanish" by sending \$3, a blank cassette or diskette, and a stamped, self-addressed mailer to:

C. Regena  
P.O. Box 1502  
Cedar City, Utah 84720

## Program Explanation

- 110–200 Print title screen; define special Spanish characters.
- 210–250 Print option for speech and receive a 1 or 2. If "no speech" is chosen, SP will equal 2.
- 260–290 Print instructions.
- 300–310 If speech option is chosen, OPEN the device to allow speech. You must have the TI Speech Synthesizer and Terminal Emulator II to use speech.
- 320–370 Define graphics characters for characters numbered 128 to 137. Be sure to type all the commas as shown. If you RUN the program and get an error message for line 330 or 340, there is probably a typing error in lines 360–370.
- 380–390 Define colors for graphics.
- 400–420 Wait for user to press any key to begin.
- 430–570 Draw a boy on the screen and present the Spanish phrase for "I am a boy."
- 580–690 Draw a girl and say the phrase for a girl.
- 700–1470 Clear screen; draw face. CALL CHAR statements define graphics, and CALL HCHAR and CALL VCHAR statements draw on the screen. W\$ contains the Spanish word to be printed. PRINT #1 statements use the speech synthesizer to say the word.
- 1480–1890 Present Spanish phrases with English translations.
- 1900–1950 Subroutine used for each word or phrase. If the space bar is pressed, R = 2 and the phrase is repeated. If ENTER is pressed, the program continues.
- 1960–1990 Subroutine to print the word on the screen without scrolling. W\$ is the Spanish word, and X is the row for printing.
- 2000–2030 Clear screen; close speech device; end program.

## Learning Spanish

```
100 REM SPANISH
110 CALL CLEAR
120 PRINT TAB(10); "SPANISH"
130 CALL CHAR(95, "324C004464544C44" )
140 PRINT :TAB(10); "espa_01"::: :
150 CALL CHAR(91, "08300038447C4444" )
160 CALL CHAR(92, "0830007C4078407C" )
170 CALL CHAR(93, "0830003810101038" )
180 CALL CHAR(94, "0830007C4444447C" )
190 CALL CHAR(35, "0010001010101010" )
200 CALL CHAR(36, "000300081020221C" )
```



```

210 PRINT "DO YOU HAVE THE SPEECH
  (& SPACES)SYNTHESIZER AND": "TER
  MINAL EMULATOR II?"
220 PRINT : " 1 YES, INCLUDE SPEECH
  ":" 2 NO SPEECH"
230 CALL KEY(0,K,S)
240 IF (K<49)+(K>50) THEN 230
250 SP=K-48
260 CALL CLEAR
270 IF SP=2 THEN 290
280 PRINT "PRESS THE SPACE BAR TO H
  EAR THE WORD OR PHRASE AGAIN.":
  ::
290 PRINT "PRESS <ENTER> TO CONTINU
  E": "AFTER EACH WORD OR PHRASE."
  :::
300 IF SP=2 THEN 320
310 OPEN #1: "SPEECH", OUTPUT
320 FOR C=128 TO 137
330 READ C#
340 CALL CHAR(C,C#)
350 NEXT C
360 DATA 3C7EC3C3C3C37E3C,000000FFF
  F,181818FFFF181818,181818181818
  3C3C,00000000001010302
370 DATA 6642C38181,000000008080C04
  ,06040C183870E0C,602030181C0E07
  03,FFFFFFFFFFFFFFFF
380 CALL COLOR(13,5,1)
390 CALL COLOR(14,5,1)
400 PRINT "PRESS ANY KEY TO BEGIN."
410 CALL KEY(0,K,S)
420 IF S<1 THEN 410
430 CALL CLEAR
440 CALL HCHAR(17,16,128)
450 CALL HCHAR(18,15,129,3)
460 CALL HCHAR(18,16,130)
470 CALL HCHAR(19,16,131)
480 CALL HCHAR(20,15,132)
490 CALL HCHAR(20,16,133)
500 CALL HCHAR(20,17,134)
510 CALL HCHAR(21,15,135)
520 CALL HCHAR(21,17,136)
530 PRINT TAB(9); "Soy un ni_o."
540 IF SP=2 THEN 560
550 PRINT #1: "SOY UN ^NEEN YO."
560 GOSUB 1900
570 IF R=2 THEN 540
580 CALL COLOR(13,7,1)
590 CALL COLOR(14,7,1)
600 CALL CHAR(133, "7E7EFFFFFFFFFFFF
  ")
610 CALL CHAR(135, "07070F1F3F7FFFFF
  ")
620 CALL HCHAR(20,16,137)
630 CALL CHAR(136, "E0E0F0F8FCFEFFFF
  ")
640 CALL HCHAR(23,11,32,12)
650 PRINT TAB(8); "Soy una ni_a."
660 IF SP=2 THEN 680
670 PRINT #1: "SOY DONA ^NEEN YUH."
680 GOSUB 1900
690 IF R=2 THEN 660
700 CALL CLEAR
710 CALL CHAR(144, "EFDFFAA7FFEDFE7F
  ")
720 CALL CHAR(145, "8040201008040201
  ")
730 CALL CHAR(146, "010204081020408"
  )
740 CALL CHAR(147, "FF")
750 CALL HCHAR(8,19,144,7)
760 CALL HCHAR(9,18,144)
770 CALL HCHAR(9,26,144)
780 CALL VCHAR(10,17,144,8)
790 CALL VCHAR(10,27,144,8)
800 CALL HCHAR(18,18,145)
810 CALL HCHAR(18,26,146)
820 CALL HCHAR(19,19,145)
830 CALL HCHAR(19,25,146)
840 CALL HCHAR(20,20,147,5)
850 PRINT TAB(17); "cabeza"
860 IF SP=2 THEN 880
870 PRINT #1: "^CA BAY TSA."
880 GOSUB 1900
890 IF R=2 THEN 860
900 CALL CHAR(152, "0F1020408083878F
  ")
910 CALL CHAR(153, "F008040201C1E0F1
  ")
920 CALL CHAR(154, "4F4F4F2F2F2F708"
  )
930 CALL CHAR(155, "F2F2F2F4F4F40701
  ")
940 CALL COLOR(16,5,1)
950 FOR I=20 TO 23 STEP 3
960 CALL HCHAR(11,I,152)
970 CALL HCHAR(11,I+1,153)
980 CALL HCHAR(12,I,154)
990 CALL HCHAR(12,I+1,155)
1000 NEXT I
1010 W$="ojos"
1020 X=12
1030 GOSUB 1960
1040 IF SP=2 THEN 1060
1050 PRINT #1: "^O HOES."
1060 GOSUB 1900
1070 IF R=2 THEN 1040
1080 CALL CHAR(136, "000404080810102
  ")
1090 CALL CHAR(137, "20404080808C936
  ")
1100 CALL COLOR(14,10,1)
1110 CALL HCHAR(13,22,136)
1120 CALL HCHAR(14,22,137)
1130 W$="nariz"
1140 X=14
1150 GOSUB 1960
1160 IF SP=2 THEN 1200
1170 PRINT #1: " NAR ^DHIZ."
1180 GOSUB 1900
1190 IF R=2 THEN 1160
1200 CALL CHAR(128, "2040A010080601"
  )
1210 CALL CHAR(129, "000000000000817
  E")
1220 CALL CHAR(130, "0402050810608")
1230 CALL HCHAR(16,21,128)
1240 CALL HCHAR(16,22,129)
1250 CALL HCHAR(16,23,130)
1260 W$="boca"
1270 X=16
1280 GOSUB 1960
1290 IF SP=2 THEN 1310
1300 PRINT #1: "^BO CA."
1310 GOSUB 1900
1320 IF R=2 THEN 1290
1330 CALL CHAR(148, "0000000C4222222
  2")
1340 CALL CHAR(149, "000000601010102
  ")

```

```

1350 CALL CHAR(150,"000000060808080
4")
1360 CALL CHAR(151,"000000304244444
4")
1370 CALL HCHAR(10,20,148)
1380 CALL HCHAR(10,21,149)
1390 CALL HCHAR(10,23,150)
1400 CALL HCHAR(10,24,151)
1410 W$="pestu_a"
1420 X=10
1430 GOSUB 1960
1440 IF SP=2 THEN 1460
1450 PRINT #1:"PES ^TUNE YA."
1460 GOSUB 1900
1470 IF R=2 THEN 1440
1480 CALL CLEAR
1490 PRINT "Buenos dias, se_or."::"
Good day, Sir."
1500 IF SP=2 THEN 1520
1510 PRINT #1:"^BWAY NOSE THEE AS,
_SEEN YOR."
1520 GOSUB 1900
1530 IF R=2 THEN 1500
1540 PRINT ::"Buenas tardes, se_ora
."::"Good afternoon, Madam."
1550 IF SP=2 THEN 1570
1560 PRINT #1:"^BWAY NAS. TAR DES,
^SEEN _YO RA."
1570 GOSUB 1900
1580 IF R=2 THEN 1550
1590 PRINT ::"Buenas noches, se_ori
ta."::"Good evening, Miss."
1600 IF SP=2 THEN 1620
1610 PRINT #1:"^BWAY NAS NO CHES,
_SEEN YO _REE TA."
1620 GOSUB 1900
1630 IF R=2 THEN 1600
1640 PRINT ::"$Habla usted espa_ol
?"::" Do you speak Spanish?"
1650 IF SP=2 THEN 1670
1660 PRINT #1:"^ABLA OO _STED _S PA
N YOLE?"
1670 GOSUB 1900
1680 IF R=2 THEN 1650
1690 PRINT ::"#Yo hablo espa_ol!":
:" I speak Spanish!"
1700 IF SP=2 THEN 1720
1710 PRINT #1:"^YO ABLO _S PAN YOLE
!"
1720 GOSUB 1900
1730 IF R=2 THEN 1700
1740 PRINT :::"$C^mo est[ usted?":
:" How are you?"
1750 IF SP=2 THEN 1770
1760 PRINT #1:"^COE MOE _S TAW _U
_STED?"
1770 GOSUB 1900
1780 IF R=2 THEN 1750
1790 PRINT :::"No s\."::"I do not k
now."
1800 IF SP=2 THEN 1820
1810 PRINT #1:"^NO SAY."
1820 GOSUB 1900
1830 IF R=2 THEN 1800
1840 PRINT :::"#Adi^s!"::"Good bye
!"::
1850 IF SP=2 THEN 1870
1860 PRINT #1:"^AWDHEE OSE!"
1870 GOSUB 1900
1880 IF R=2 THEN 1850

```

```

1890 GOTO 2000
1900 R=1
1910 CALL KEY(0,K,S)
1920 IF K=13 THEN 1950
1930 IF K<>32 THEN 1910
1940 R=2
1950 RETURN
1960 FOR I=1 TO LEN(W$)
1970 CALL HCHAR(X,4+I,ASC(SEG$(W$,I
,1)))
1980 NEXT I
1990 RETURN
2000 CALL CLEAR
2010 IF SP=2 THEN 2030
2020 CLOSE #1
2030 END

```

©

# wabash®

When it comes to Flexible Disks,  
nobody does it better than Wabash.


MasterCard, Visa Accepted.  
Call Free: (800) 235-4137



**PACIFIC  
EXCHANGES**

100 Foothill Blvd.  
San Luis Obispo, CA  
93401. (In Cal. call  
(805) 543-1037)

## VIC® 20 OWNERS



Fulfill the  
expansion needs  
of your computer  
with the

**RAM-SLOT  
MACHINE**

This versatile memory and slot-expansion peripheral for the Commodore Vic-20 Computer consists of a plug-in cartridge with up to 24KBytes of low power CMOS RAM and 3 additional expansion slots for ROM, RAM and I/O. The cartridge also includes a reset button (eliminates using the power-on switch) and an auto start ROM selection switch.

#RSM-8K, 8K RAM + 3 slots..... \$ 84.50

#RSM-16K, 16K RAM + 3 slots .... \$ 99.50

#RSM-24K, 24K RAM + 3 slots .... \$119.50

We accept checks, money order, Visa/Mastercard. Add \$2.50 for shipping, an additional \$2.50 for COD. Michigan residents add 4% sales tax. Personal checks—allow 10 days to clear. \* Trademark of Commodore

**K2** ELECTRONICS DESIGN CORPORATION

3990 Varsity Drive • Ann Arbor, MI 48104 • (313) 973-6266



# 64 EXPLORER

Larry Isaacs

First let's finish up the topic of last month's column: how to take advantage of the graphics features found in most dot-matrix printers. We offered a BASIC program which output a graphics image copy of the 64's character generator ROM to my NEC-8023, but that output was quite slow. As promised, here's a faster version which makes use of machine language.

## Subroutine Changes

There are a few changes in operation. First, the subroutine beginning at line 200 now copies the entire character ROM contents to a buffer at 36608 (\$8F00). The old version copied only eight bytes and stored them in an array called SA.

Another change is that the subroutine beginning at line 300 now uses the USR function to call a machine language graphics output routine. It accepts a pointer to an eight-byte character cell and outputs the appropriate graphics bytes over logical channel 4. Last month's version output the bytes contained in the SA array.

The machine language routine rearranges the bits in the same way as the old version, but much faster, however. Errors that occur within the machine language routine are handled by returning the error code as the value of the USR function. A value of zero is returned if the eight-byte cell is output successfully. With some simple changes, the routine could be modified to rearrange the bits appropriately for other printers. This would be a good exercise for someone just learning machine language.

The program now takes approximately one minute to run, with half the time spent copying the character generator ROM to memory, and the other half printing it.

## Checksum Routine

When entering the program, use the following procedure to insure the DATA statements are correct. Type in lines 10-90, except for line 40. Next, enter the DATA statements at the end of the program (lines 10000-10100). Now add the following lines and save a copy of the test program to play it safe:

```
100 TL=0:FOR I=0 TO 81
110 TL=TL+PEEK(40704+I)
120 T=INT((I+1)/8)*8-1
130 IF T=I THEN PRINT TL,:TL=0
140 NEXT I:PRINT TL
```

When you RUN the test program, the following numbers should be printed:

468	962	1117	1086
699	1041	1270	1241
905	165	0	

These are checksums of the numbers in each DATA statement, printed left to right. If one of your printed checksum numbers is different from those above, check the associated DATA statement for incorrectly entered numbers. Once these numbers check out, you can type the rest of the program.

## Creating Useful Graphics

In my example program, I print out the character ROM for demonstration purposes. This is because creating a useful graphics screen image in BASIC is a complex task that would warrant a separate article (or two) and I want to keep the example programs simple.

However, being able to create your own graphics is prerequisite to putting the graphics features of your printer to best use. This means you need routines to set up and draw onto a graphics screen. BASIC is inefficient for this task, especially in terms of speed. Using machine language routines is better. An even better alternative would be to use one of the BASIC enhancement programs which adds a set of graphics commands. This allows you to access machine language drawing routines without resorting to SYS and USR. Instead, you use commands like MOVE and DRAW, making the programs much more readable.

The following is a review of one such BASIC enhancement program. There are others, so be sure to shop around to see what is available.

## Ultrabasic-64

Written by Roy Wainwright, *Ultrabasic-64* is available from Abacus Software. It comes on tape for \$39.95, or on disk for \$42.95. *Ultrabasic-64* offers enhanced BASIC commands for controlling sound as well as graphics.

The program supports both the standard and multicolor bitmapped graphics modes provided by the 64 video chip. To set up a graphics display, you first initialize the graphics screen with either a HIRES or a MULTI command. The HIRES command sets up a standard bitmapped screen, and MULTI sets up a multicolor bitmapped screen.

Once you set up a graphics screen, you can switch between the graphics screen and normal program text display with the GRAPH and NORM commands. If you are in the direct command mode, you can switch to the graphics screen with the f5 function key, and back to the normal screen with the f7 function key.

## Drawing Commands

To manipulate the graphics screen, you have three sets of commands at your disposal. There is a set of commands which performs normal line and dot plotting. This set includes DOT, DRAW, BOX, CIRCLE, CHAR, BLOCK, FILL, TIC, MODE, and PIXEL. Another set of commands provides for doing turtle graphics. These commands include TURTLE, TCOLOR, TUP, TDOWN, TURN, TURNT, MOVE, BYE, and TPOS. The third set of commands performs sprite manipulation. The commands are COPY, SPRITE, OFF, PLACE, and ROTATE. Associated with the sprite commands are some special commands like DATA statements which provide a choice of methods to specify the sprite data. These special commands are BIT, HEX, SDATA, and COLORS.

## Sounds And Games

In addition to the graphics commands, there is a set of commands for controlling the SID sound chip on the 64. These commands include SOUND, GET, VOL, SET, and TUNE. The GEN and VOL commands are used to set up the hardware, with SOUND and TUNE making the sounds. The SOUND command plays a single note or sound of a specified pitch and duration. The TUNE command plays a tune selected by the SET command. The tune itself is specified by the data string in a TDATA statement.

*Ultrabasic-64* also has commands to help with game applications. These include JOY, PADDLE, and PEN to access the joystick, paddle, and light pen. (Note: The PEN command simply reads the light pen registers. It makes no assumption or mention of what hardware is required to make it functional.) There are two commands, SCOLL and BCOLL, for detecting collisions between sprites and other sprites or with the background. Also implemented are ten countdown timers. These are initially set with an SCTR command. The current count of the timer can be read with a CTR() function. The first four of these timers count in jiffies ( $\frac{1}{60}$  second); the others count in seconds.

There are a few other miscellaneous utility commands provided to fill out the set. The [N...] command implements a repeat loop, and the EXIT command provides forced exit from the loop. Essentially, all commands (including normal BASIC commands) found between the [N and the ] will be executed N times, provided an EXIT isn't

encountered at some earlier point. The N may be any expression specifying how many times to repeat the loop. These two commands are primarily intended to enhance the turtle graphics commands.

There are DUMP and GREAD commands for writing and reading back the graphics screen. There is also a HARD command which prints the graphics image to your graphics printer. My review copy supports only the Commodore 1515 or 1525 and the Epson MX-80 or FX-80 printers. I would imagine that by the time you read this, others will be supported as well.

## Documentation And Examples

Accompanying *Ultrabasic-64* on the disk or tape are a demo program and a tutorial program in two parts. These programs are intended to supply you with plenty of examples. The reference manual is fairly complete. I had no trouble understanding how to use the various commands.

*Ultrabasic-64* adds quite a lot to BASIC. This, of course, does not come without penalty. With *Ultrabasic-64* running, you are left with a maximum of 21245 bytes free. This is a rather substantial reduction from the usual 38909 bytes free. About half of the memory taken is used by machine language added to the BASIC interpreter. The other half is taken up by various RAM storage areas for sprites, screen memory, etc. With only 21245 bytes available, *Ultrabasic-64* is not appropriate for applications which require a large program or a large amount of data storage.

## Compatibility Questions

While on the topic of enhancement programs, I might as well say a few words about compatibility. There are essentially two ways for an enhancement program to attach its machine language onto the BASIC interpreter. One way is for the enhancement to actually make its machine language a part of the interpreter. This is what *Ultrabasic-64* does. Once operational, the new commands are as much a part of BASIC as the standard commands.

The second way for an enhancement program to attach to BASIC is to modify the CHRGET routine which BASIC uses to fetch the bytes of the program. By linking into the CHRGET routine, the enhancement can preexamine what BASIC is trying to execute, and steal any of the enhancement commands. These enhancement commands are executed and the command characters in the program are skipped over, so that BASIC never realizes they were in the program. The DOS Wedge uses this method.

As you might expect, *Ultrabasic-64* and the DOS Wedge will work together without a hitch. However, with other combinations of enhance-



# WAREHOUSE PRICES

Call us toll free for prices directly from our warehouse inventory. Save on our volume purchases.

Largest selection of discounted hardware and software.

**800-372-0214** | **800-432-0368**  
IN FLORIDA

## SPECIALS

Maxell MD1-D (S/S, D/D) ..... \$25.00  
Coleco Adam ..... CALL  
Sanyo Personal Computer ..... CALL  
Commodore Executive Portable Computer. CALL



NEC

and  
more



Send \$1 for our complete catalog.

# COMPUTER WAREHOUSE

*Computers and Software at warehouse prices.*

8764 S.W. 133 STREET, MIAMI, FLORIDA 33156  
(305)271-8072

ment programs you may not be that lucky. Essentially, only one enhancement program will be able to use the first method at one time. More than one program can use the second method at a time, provided they don't make the modification at the same place, or can handle the situation in which a modification is already present in a desired location.

In addition to conflicts in attaching to BASIC, there may be conflicts in RAM usage as well. If documentation permits, you should try to determine if there is any memory usage conflict. Of course, the best way to determine if two enhancements are compatible is to try them out together.

## Next Month

Sales figures show that a high percentage of you with 64s have also purchased at least one disk drive. In light of this, and the requests I've received for more information about the 1541 disk drive, I will try to cover this topic in the next column.

## Graphics Demonstration Program

```

10 REM PROGRAM TO PRINT CHAR ROM IMAGE
20 REM RESERVE SOME MEMORY
30 POKE 55,0:POKE 56,143:CLR
40 OPEN 4,4,5
50 REM INSTALL MACHINE CODE
60 FOR I=0 TO 81
70 READ BY:POKE 40704+I,BY:NEXT
80 REM SET USR VECTOR
90 POKE 785,0:POKE 786,159:GOTO 1000
100 REM ENABLE GR. MODE FOR N CHARS
110 N$=STR$(N):N$=RIGHT$(N$,LEN(N$)-1)
120 N$=LEFT$("0000",4-LEN(N$))+N$
130 PRINT#4,CHR$(27);"S";N$;
140 RETURN
200 REM COPY CHAR. ROM TO MEMORY AT BF
210 PRINT "COPYING CHAR. ROM TO MEMORY"
220 POKE 56334,PEEK(56334) AND 254
230 POKE 1,PEEK(1) AND 251
240 FOR I=0 TO 4095
250 POKE BF+I,PEEK(CP+I):NEXT
260 POKE 1,PEEK(1) OR 4
270 POKE 56334,PEEK(56334) OR 1
280 RETURN
300 REM PRINT 8 BYTE CELL AT CP
310 T=CP+(CP>=32768)*65536
320 IF USR(T)=0 THEN RETURN
330 PRINT "ERROR OUTPUTTING TO PRINTER"
340 CLOSE 4:STOP
1000 REM THE MAIN ROUTINE
1010 PRINT#4,CHR$(27);"T16";
1020 N=16*8:CP=53248
1030 BF=36608:GOSUB 200:REM COPY ROM
1040 CP=BF:REM SET CP
1050 PRINT "PRINTING THE ROM CONTENTS"
1060 FOR L=1 TO 32:REM PRINT 32 LINES
1070 GOSUB 100
1080 FOR G=1 TO 16:REM 16 GROUPS/LINE
1090 GOSUB 300:CP=CP+8:NEXT G
1100 PRINT#4:NEXT L
1110 PRINT#4,CHR$(27);"A";
1120 CLOSE 4
1130 END

```

```


10000 DATA 76,9,159,108,3,0,108,5
10010 DATA 0,32,3,159,132,251,133,252
10020 DATA 160,7,177,251,153,74,159,136
10030 DATA 16,248,162,4,32,201,255,168
10040 DATA 176,32,169,0,160,0,162,0
10050 DATA 30,74,159,106,232,224,8,208
10060 DATA 247,32,210,255,165,144,208,9
10070 DATA 200,192,8,208,233,160,0,240
10080 DATA 1,168,32,204,255,169,0,76
10090 DATA 6,159,0,0,0,0,0,0
10100 DATA 0,0

```


©

# Verbatim flexible disks

Call Free (800) 235-4137 for prices and information. Dealer inquiries invited. C.O.D. and charge cards accepted.




**PACIFIC EXCHANGES**  
100 Foothill Blvd.  
San Luis Obispo, CA  
93401 In Cal. call  
(800) 592-5935 or  
(805) 543-1037.



## Program Your Own EPROMS

▶ VIC 20  
C 64

**\$99.50**




**PLUGS INTO USER PORT. NOTHING ELSE NEEDED. EASY TO USE. VERSATILE.**

- Read or Program. One byte or 32K bytes!
- OR Use like a disk drive. LOAD, SAVE, GET, INPUT, PRINT, CMD, OPEN, CLOSE—EPROM FILES!
- Our software lets you use familiar BASIC commands to create, modify, scratch files on readily available EPROM chips. Adds a new dimension to your computing capability. Works with most ML Monitors too.
- Make Auto-Start Cartridges of your programs.
- The *promenade*™ C1 gives you 4 programming voltages, 2 EPROM supply voltages, 3 intelligent programming algorithms, 15 bit chip addressing, 3 LED's and NO switches. Your computer controls everything from software!
- Textool socket. Anti-static aluminum housing.
- EPROMS, cartridge PC boards, etc. at extra charge.
- Some EPROM types you can use with the *promenade*™



2758	2532	462732P	27128	5133	X2816A*
2516	2732	2564	27256	5143	52813*
2716	27C32	2764	68764	2815*	48016P*
27C16	2732A	27C64	68766	2816*	

▶ \*Carnegie Business Machines      \*Derives electrically erasable types

Call Toll Free: 800-421-7731  
In California: 800-421-7748



**JASON-RANHEIM**  
580 Parrott St., San Jose, CA 95112



# EXPOTEK

2723 W. Windrose • Suite 3  
Phoenix, Arizona 85029

1-800-528-8960

## GUARANTEED LOW PRICES

IBM  
CALL SAVE \$

ATS	Persyst
Big Blue	Profitsystem
Hercules	Quadram
Microsoft	StB
Maynard	Talltree

<b>DISK DRIVES</b>	<b>MONITORS</b>
Tandon 100-2	Taxon
Davong 5,10,15mg	PGS
Carona 5,10,15mg	USI

### ALTOS

5-15D — \$2120	586-14 — \$7680
580-10 — \$4199	586-10 — \$5498
580-14 — \$9395	8600-12 — \$8399

### CITOH

F10 40cps — \$1090	F10 55cps — \$1499
1550P — \$599	1550CD — \$655
8510P — \$375	8510BCD — \$499

### DATASOUTH

DS120 — \$595	DS180 — \$1155
---------------	----------------

### DIABLO

630RO — \$1710	620 — \$875
----------------	-------------

### HAZELTINE

1500 — \$995	ESPRIT I — \$498
--------------	------------------

### MICRO SCI A2

\$245 — Apple Drive/Card — \$330

### MODEMS

HAYES — MICROMODEM — \$263  
HAYES — SMARTMODEM — \$199  
HAYES — 1200 Baud — \$485

### MONITORS

Amdek 300G — \$129 Color I — \$275  
Amdek Color II — \$425 Amber — \$145  
BMC Green — \$88 USI Amber — \$149

### NORTHSTAR

Advantage — \$2150 280A — \$1950  
5m Byte — \$3350 15m Byte — \$4310

### NEC

8023 — \$399	7710 — \$1900
3510 — \$1365	3550 — \$1705

### OKIDATA

M92A — \$ CALL M93A — \$ CALL  
M82A — \$ CALL w/Tractor & Grap. — \$ CALL  
M84P — \$ CALL M84S — \$ CALL  
Pacemark 2350P — \$ CALL

### TELEVIDEO

802 — \$2515	802H — \$4449
806 — \$4950	800A — \$1250
803 — \$1845	1603 — \$2199

### TELEVIDEO

910 — \$555	925 — \$699
970 — \$1015	950 — \$865

### SOFTWARE

All Major Brands Discounted — \$ CALL

### DISKETTES/BOXES

Elephant - \$15.50 Scotch - \$22 Dysan - \$33  
(\$100 Min.)

All Prices Subject To Change

**Customer Service**  
**602-863-0759**

# HARMONY

VIDEO & ELECTRONICS  
TO ORDER CALL TOLL FREE

800-221-8927 OR (212) 627-1000

2357 Coney Island Ave.  
Brooklyn, N.Y. 11223  
(212) 627-1000

Open Daily 9-6  
Sunday 10-4  
Friday 9-2



## VIDEO

Sony SL2410	554.95	JVC HRD 225	629.95
Sony SL2400	399.95	JVC HRD 120	444.95
Sony SL2000	449.95	JVC 7300	459.95
SL 2500 Wireless	499.95	JVC HR2650	739.95
Sony SL2700 Hi-Fi	999.95	JVC HR7100	409.95
NEW! SL2500 Hi-Fi	609.95	JVC GX70V	839.95
Sony HVC2800	889.95	JVC HR7650	674.95
HVC2500 Autolocus	889.95	JVC HRC3 Compact	499.95
Sony HVC2400	489.95	JVC GX85	604.95
Sony HVC2200	389.95	JVC GX9U	589.95
Panasonic PV1220	384.50	JVC GZ53 Compact	589.95
Panasonic 1720	749.95	RCA VJP900 Rebate	829.95
Panasonic PV1780	719.95	RCA VJT700	759.95
Panasonic PV1320	444.44	RCA VJT250	379.95
Panasonic PV1520	564.95	RCA VJT500	594.95
Panasonic PV6500	809.50	RCA VJP170	699.95
NEW! PV6500	844.95	RCA O11 Camera	629.95
PV5400 Portable	579.95	RCA O12 Camera	464.95
Panasonic 5500	729.95	RCA O16 Camera	519.95
Panasonic PK802	480.95	RCA O17 Camera	814.95
NEW! Autofocus557	559.95	RCA O30	1299.95
Panasonic PK503	524.95	Hitachi VKC3400	1275.00
Panasonic PK957	709.95	Hitachi VT-16A	529.95
Quasar 5435 513	689.95	Hitachi VT18A	609.95
Quasar VK747	899.95	Hitachi VT19A	729.95
Quasar 5435 540	844.95	Hitachi VTF7	644.95
Quasar 5031	384.95	Hitachi VKC870	699.95
Quasar 5335	609.95	Pentax PCK020A	899.95
Quasar 5235	584.95	Sanyo VCR6400	324.50
Quasar 5635	829.95	Fisher 730 4-Head	724.95
Quasar VK727	659.95	Fisher 515	424.95
GE 4016	774.50	NEW! Sanyo 4500	299.95
GE 4002	389.95	Sanyo 7300	709.95
GE 4020 Port	614.95	Sanyo 4300	364.95
GE 4012	599.95	Sanyo 6300	379.95
GE 4022	619.95	Sanyo 6800	449.95
GE 4024	649.95	Zenith 1810	839.95
Sony Profeel KXT2501	799.95	Zenith 9775	549.95
Sony Profeel KX1901	499.95	Zenith 8510	359.95
		Zenith 9800	599.95

## Write for Free Catalog

### VIDEO TAPE—BY CASE ONLY

	VHS	VHS	HIGH GRADE	BETA	BETA	BETA
	T120	T160	L500	L750	L830	
TDK	6.85	12.60	9.35	5.65	6.90	8.99
FUJI	7.45	13.10	9.20	6.75	8.10	9.25
JVC	6.80	9.60	9.10	—	—	—
MAXELL	6.50	9.75	9.15	—	8.90	8.99
SCOTCH	6.50	9.99	9.30	6.50	6.90	8.75
SONY	7.30	—	6.35	5.85	6.85	8.60
QUASAR	7.00	—	9.35	—	—	—
RCA	6.90	—	9.99	—	—	—
PANASONIC	6.45	—	9.50	—	—	—
MEMOREX	7.10	9.99	9.00	6.10	6.75	8.45
TDK PROFESSIONAL T120	—	—	—	—	—	15.95
SCOTCH PROFESSIONAL T120	—	—	—	—	—	14.95
MAXELL PROFESSIONAL L750 OR T120	—	—	—	—	—	15.59
MAXELL T120 GOLD	—	—	—	—	—	11.35

WE CARRY A FULL LINE OF SONY TV & PROFEEL



## COMPUTERS

**IBM pc  
STARTER  
SYSTEM  
\$1849.95**

Additional Disk Drives 189.95  
Eagle pc 1599.95  
Kaypro II 1329.95  
Hayes 300 Smartmodem 199.95  
Hayes Micromodem II E 209.95  
Amdek Monitor 249.95  
Brother HR15 389.95  
Okidata 92 389.95

**APPLE 2E  
with Disk Drive  
Monitor & Column Card  
\$1099.95**

C ITOH Star writer 949.95  
CITOH Pro writer 8510 339.95  
NEC 3550 1829.95  
Gemini 10 279.95  
Gemini 15 369.95  
Epson FX100 659.95  
Epson FX80 519.95  
Okidata 93 659.95

### COMMODORE


VIC 20 89.95  
Commodore 64 189.95  
Disk Drive 189.95  
1525 Printer 189.95  
VIC Modem 59.95  
1650 Modem 109.95  
16K Expander 74.50  
1701 Monitor 194.95  
1530 Data Settle 49.95

### ATARI

Alan 1400 XL CALL  
Alan 1200 Rebate 199.95  
Alan 800 Rebate 249.95  
1027 Printer 254.95  
1030 Modem CALL  
830 Modem 129.95  
1010 Program Recorder 74.50  
1020 Printer 199.95  
1025 Printer 284.95

For Info Dial (212) 627-1000 No dealers on advertised specials, please! To order simply dial toll free 800-221-8927 with your MasterCard or VISA and your order will arrive via UPS or send certified check or money order only to HARMONY VIDEO AND ELECTRONICS, 2357 Coney Island Ave., Brooklyn, N.Y. 11223, and add approximate shipping, postage and insurance charges. Customer Service (212) 627-8888 Mon-Fri 9-5. Credit cards for phone orders only. All prices and availability subject to change without notice. All orders shipped out of state. Dealer inquiries invited!! MC, VISA

## NEW! Universal Input/Output Board for VIC-20/64



- 16 channel 8-bit A/D converter with 100 microsecond sampling time.
- 1 D/A output.
- 16 high voltage/high current discrete outputs.
- 1 EROM socket.
- Use multiple boards for additional channels up to 6 boards.

VIC-20 uses MW-311V ..... \$205.00  
CBM-64 uses MW-311C .... \$225.00

## MW-302: VIC-20/64 Parallel Printer Interface.



Works with all centronics type parallel matrix & letter printers and plotters—Epson, C.Itoh, Okidata, Nec, Gemini 10, TP-I Smith Corona, and most others. Hardware driven; works off the serial port. Quality construction: Steel DIN connectors & shielded cables. Has these switch selectable options: Device 4, 5, 6 or 7; ASCII or PET ASCII; 7-bit or 8-bit output; upper & lower case or upper only. Recommended by PROFESSIONAL SOFTWARE for WordPro 3 Plus for the 64, and by City Software for PaperClip.

MW-302 ..... \$119.95

Dealer  
inquiries invited.



**Micro World Electronix, Inc.**  
3333 S. Wadsworth Blvd. #C105,  
Lakewood, CO 80227  
(303) 987-9532 or 987-2671

# Dr. Video 64

David W Martin

*The cursor control keys on your 64 already give you some of the most powerful screen editing capabilities of any home computer, but this utility adds even more: clear screen below the cursor, clear screen above the cursor, and "home" the cursor to the bottom left of the screen, all at machine language speed.*

While revising long programs or doing repeated numerical calculations in immediate mode, it is often useful to be able to clear a portion of the screen display while leaving the rest intact. It is also useful at times to be able to "home" the cursor to the lower left of the screen instead of the usual upper-left position.

Although Commodore built excellent screen editing features into the 64, "Dr. Video 64" adds even more flexibility by giving you three additional cursor control keys. A special technique allows Dr. Video to function even while you are typing or running another program. Since the program is written entirely in machine language, it doesn't take up any of the memory normally used for BASIC programming.

The new cursor control features are assigned to three of the 64's special function keys. The assignments are as follows:

- f1 Clear display to the top of the screen starting with the line containing the cursor.
- f3 Clear display to the bottom of the screen starting with the line containing the cursor.
- f5 Move the cursor to the lower-left corner of the screen.

## How The Doctor Operates

Every  $\frac{1}{60}$  second your 64 stops whatever it is doing and takes some time out to read the keyboard and perform other housekeeping tasks. These breaks are called *interrupts*, and the machine language program which runs during this interrupt period is called the interrupt service routine. When the microprocessor receives the interrupt request (IRQ) signal, it looks at a pair of memory locations to find the starting address (called the IRQ vector)

of the interrupt service routine to be executed. On the 64, the IRQ vector is contained in locations 788 and 789, which normally point to address 59953, the beginning of the standard IRQ SERVICE ROUTINE IN ROM (unchanging memory). However, since the IRQ vector is stored in RAM, changeable memory, we can substitute the address of our own machine language subroutine and add it to the normal interrupt service routine.

Like all interrupt-driven routines, Dr. Video 64 continues to run until you reset the computer (by hitting the RUN/STOP and RESTORE combination, for example). It is not disabled by hitting just the STOP key. After a reset, you can reactivate the new screen editing keys by typing SYS 49152.

## Typing In The Program

Dr. Video is a machine language program which uses a BASIC loader to POKE the data into memory and issue the SYS to start it running. A checksum is calculated to assist in detecting typing errors in the DATA statements, but since the loader program NEWs itself out of the BASIC memory area, you should be careful to SAVE a copy before RUNNING for the first time.

### Dr. Video 64

```
200 FORI=0TO148
210 READJ:POKE49152+I,J:X=X+J:NEXTI
230 IFX<>17524THENPRINT"ERROR IN DATA":STOP
240 SYS49152:NEW
300 DATA120,169,13,141,20,3,169,192,141,21,3,88,96,165,197,41
310 DATA127,201,4,208,27,169,0,133,25,169,4,133,26,216,24,165
320 DATA209,105,40,133,27,165,210,133,28,144,2,230,28,24,144,46
330 DATA165,197,41,127,201,5,208,19,165,209,133,25,165,210,133,26
340 DATA169,231,133,27,169,7,133,28,24,14,19,201,6,208,67,169
350 DATA192,133,209,169,7,133,210,169,24,133,214,24,144,44,216,56
360 DATA165,27,229,25,133,29,165,28,229,26,133,30,169,32,166,30
370 DATA240,12,160,0,145,25,200,208,251,230,26,202,208,246,166,29
380 DATA240,8,160,0,145,25,200,202,208,250,169,0,133,211,169,32
390 DATA133,197,76,49,234
```

©



# A Beginner's Guide To Typing In Programs

## What Is A Program?

A computer cannot perform any task by itself. Like a car without gas, a computer has *potential*, but without a program, it isn't going anywhere. Most of the programs published in **COMPUTE!** are written in a computer language called BASIC. BASIC is easy to learn and is built into most computers (on some computers, you have to purchase an optional BASIC cartridge).

## BASIC Programs

Each month, **COMPUTE!** publishes programs for many machines. To start out, type in only programs written for your machine, e.g., "TI Version" if you have a TI-99/4. Later, when you gain experience with your computer's BASIC, you can try typing in and converting certain programs from one computer to yours.

Computers can be picky. Unlike the English language, which is full of ambiguities, BASIC usually has only one "right way" of stating something. Every letter, character, or number is significant. A common mistake is substituting a letter such as "O" for the numeral "0", a lowercase "l" for the numeral "1", or an uppercase "B" for the numeral "8". Also, you must enter all punctuation such as colons and commas just as they appear in the magazine. Spacing can be important. To be safe, type in the listings *exactly* as they appear.

## Brackets And Special Characters

The exception to this typing rule is when you see the curved bracket, such as "{DOWN}". Anything within a set of brackets is a special character or characters that cannot easily be listed on a printer. When you come across such a special statement, refer to the appropriate key for your computer. For example, if you have an Atari, refer to the "Atari" section in "How to Type **COMPUTE!**'s Programs"

## About DATA Statements

Some programs contain a section or sections of DATA statements. These lines provide information needed by the program. Some DATA statements contain actual programs (called machine language); others contain graphics codes. These lines are especially sensitive to errors.

If a single number in any one DATA statement is mistyped, your machine could "lock up," or "crash." The keyboard, break key, and RESET (or STOP) keys may all seem "dead," and the screen

may go blank. Don't panic – no damage is done. To regain control, you have to turn off your computer, then turn it back on. This will erase whatever program was in memory, so always SAVE a copy of your program before you RUN it. If your computer crashes, you can LOAD the program and look for your mistake.

Sometimes a mistyped DATA statement will cause an error message when the program is RUN. The error message may refer to the program line that READs the data. *The error is still in the DATA statements, though.*

## Get To Know Your Machine

You should familiarize yourself with your computer before attempting to type in a program. Learn the statements you use to store and retrieve programs from tape or disk. You'll want to save a copy of your program, so that you won't have to type it in every time you want to use it. Learn to use your machine's editing functions. How do you change a line if you made a mistake? You can always retype the line, but you at least need to know how to backspace. Do you know how to enter inverse video, lowercase, and control characters? It's all explained in your computer's manuals.

## A Quick Review

- 1) Type in the program a line at a time, in order. Press RETURN or ENTER at the end of each line. Use backspace or the back arrow to correct mistakes.
- 2) Check the line you've typed against the line in the magazine. You can check the entire program again if you get an error when you RUN the program.
- 3) Make sure you've entered statements in brackets as the appropriate control key (see "How To Type **COMPUTE!**'s Programs" elsewhere in the magazine.)

*We regret that we are no longer able to respond to individual inquiries about programs, products, or services appearing in **COMPUTE!** due to increasing publication activity. On those infrequent occasions when a published program contains a typo, the correction will appear on the **CAPUTE!** page, usually within eight weeks. If you have specific questions about items or programs which you've seen in **COMPUTE!**, please send them to Readers Feedback, P.O. Box 5406, Greensboro, NC 27403.*

©





# CAPUTE!

Modification Or Corrections To Previous Articles

## Chopperoids

Here's how to produce a working version of the "Chopperoids" game described in the December 1983 issue (p. 122):

1. Load the MLX program shown on p. 216 of the December issue.
2. Add or change the following lines in the MLX program. (Note: These changes are for fixing Chopperoids only; they do *not* alter the MLX program. Be sure not to make any permanent changes to MLX.)

For tape users:

```
940 CLOSE #2:TRAP 32767:? "Finished.":?  
950 IF NOT READ THEN END  
955 BUFFER$(FIN-BEG+24)=CHR$(0):BUFFER$(  
25)=BUFFER$(55):LET READ=0:GOTO 360
```

For disk users:

```
1185 BUFFER$(31)=BUFFER$(61)
```

3. RUN MLX using the starting, ending, and run/init addresses specified in the Chopperoids article. Disk users should again choose to make a boot disk. Use the MLX Load function (CTRL-L) to load the Chopperoids data from the December issue. If you use the Display command (CTRL-D), you will see that all the data has been moved up five lines. That is, the data in lines 3584-3608 has been eliminated, so the data formerly at line 3614 is now at line 3584, and so forth.
4. Use the MLX New Address command (CTRL-N) to begin typing at line 6092. Add the following lines:

```
6092:197,020,208,252,169,000,026  
6098:133,148,076,146,023,160,128  
6104:005,166,142,169,000,157,087  
6110:130,025,232,136,208,249,178  
6116:141,005,208,141,006,208,169  
6122:096,000,000,000,000,000,074
```

5. After you type the last line, MLX should create a boot tape or disk which is a working version of Chopperoids.

## Atari Gas Mileage

In the Atari version of this utility from the December 1983 issue (p. 86), delete lines 280, 290, and 450 and change the following lines:

```
270 ? "{CLEAR}"  
440 A=130-MG*2
```

## TI Get The Gold

To load Program 2 of this two-part game from the December issue (p. 132), type in NEW, then OLD CS1. Reader Mark Leair suggests these improvements, which allow Program 1 to load Program 2:

For console BASIC:

```
790 PRINT "loading":"After load type RUN  
then Enter"  
800 OPEN #1:"CS1",INTERNAL,OUTPUT,FIXED  
810 CLOSE #1
```

For Extended BASIC:

```
790 PRINT "Loading"  
800 RUN "CS1"  
810 REM
```

## Goodbye Charlie For 64 And VIC

In both these versions of this game from the November 1983 issue (p. 68), change the S=CS+10 in line 515 to SC=SC+10.

## 64 Crazy Climber

The logical AND in line 1440 of this game from the November 1983 issue (p. 80) should be replaced with an OR.

## 64 Sound Tester

The final Release stage of the ADSR envelopes generated in this program (November 1983, p. 187) is not realized because the program ends each note by POKEing the frequency to zero rather than by turning off the gate bit. To correct this, change the POKE W, in lines 250-280 to X= and change the following lines:

```
310 FORI=1TO15STEP2: POKEW,X: POKEHF,SO((  
I,A(2)): POKELF,SO(I+1,A(2))  
311 O=O+1: FORN=1TOD(0): NEXT: POKEW,X-1:  
NEXT: FORI=1TO10000: NEXT
```

Then eliminate the NEXT in line 315. The new FOR-NEXT loop in 311 allows time for the Release to be heard at the end of the tune. Our thanks to Arthur Hunkins for this correction.

## Stock Market Analyzer For VIC/64 And Atari

In both versions of this utility from the November 1983 issue (p. 54), the following line must be changed to plot stock prices higher than \$10 per share:

```
620 FORT=1TOINT(15/HI*TP(X)):PRINT "{UP}";  
:NEXTT
```

In line 652 of the VIC/64 version, insert a colon after the first semicolon.

## Timex/Sinclair Making Change

A typographical error in the machine language loader (Program 1) for this article from the September 1983 issue (p. 252) causes the program to crash. The twentieth character in A\$ in line 20 should be 8 rather than 6.

©

# COMPUTE! Back Issues

Here are some of the applications, tutorials, and games from available back issues of COMPUTE!. Each issue contains much, much more than there's space here to list, but here are some highlights:

**Home and Educational COMPUTING!** (Fall 1981 and Summer 1981 — count as one back issue): Exploring The Rainbow Machine, VIC As Super Calculator, Custom Characters On The VIC, Alternative Screens, Automatic VIC Line Numbers, Using The Joystick (Spacewar Game), Fast VIC Tape Locater, Window, VIC Memory Map.

**May 1981:** Named GOSUB/ GOTO in Applesoft, Generating Lower Case Text on Apple II, Copy Atari Screens to the Printer, Disk Directory Printer for Atari, Realtime Clock on Atari, PET BASIC Delete Utility, PET Calculated Bar Graphs, Running 40 Column Programs on a CBM 8032, A Fast Visible Memory Dump, Cassette Filing System, Getting To A Machine Language Program, Epidemic Simulation.

**June 1981:** Computer Using Educators (CUE) on Software Pricing, Apple II Hires Character Generator, Ever Expanding Apple Power, Color Burst for Atari, Mixing Atari Graphics Modes 0 and 8, Relocating PET BASIC Programs, An Assembler In BASIC for PET, Quadra PET: Multitasking?, Mapping Unknown Machine Language, RAM/ROM Memory, Keeping TABs on a Printer.

**July 1981:** Home Heating and Cooling, Animating Integer BASIC Lores Graphics, The

Apple Hires Shape Writer, Adding a Voice Track to Atari Programs, Machine Language Atari Joystick Driver, Four Screen Utilities for the PET, Saving Machine Language Programs on PET Tape Headers, Commodore ROM Systems, Using TAB, SPC, And LEN.

**August 1981:** Minimize Code and Maximize Speed, Apple Disk Motor Control, A Cassette Tape Monitor for the Apple, Easy Reading of the Atari Joystick, Blockade Game for the Atari, Atari Sound Utility, The CBM "Fat 40," Keyword for PET, CBM/PET Loading, Chaining, and Overlaying, Adding A Programmable Sound Generator, Converting PET BASIC Programs To ASCII Files.

**October 1981:** Automatic DATA Statements for CBM and Atari, VIC News, Undeletable Lines on Apple, PET, and VIC; Budgeting on the Apple, Atari Cassette Boot-tapes, Atari Variable Name Utility, Atari Program Library, Train Your PET to Run VIC Programs, Interface a BSR Remote Control System to PET, A General Purpose BCD to Binary Routine, Converting to Fat-40 PET.

**December 1981:** Saving Fuel \$\$ (multiple computers), Unscramble Game (multiple computers), Maze Generator (multiple computers), Animating Applesoft Graphics, A Simple Atari Word Processor, Adding High Speed Vertical Positioning to Atari P/M Graphics, OSI Supercursor, A Look At SuperPET, Supermon for PET/CBM, PET Mine Maze Game, Replacing The INPUT# Command, Foreign Language Text on The Commodore Printer, File Recovery.

**January 1982:** Invest (multiple computers), Developing a Business Algorithm (multiple computers), Apple Addresses, Lowercase with Unmodified Apple, Cryptogram Game for Atari, Superfont: Design Special Character Sets on Atari, PET Repairs for the Amateur, Micromon for PET, Self-modifying Programs in PET BASIC, Tinymon: a VIC Monitor, VIC Color Tips, VIC Memory Map, ZAP: A VIC Game.

**May 1982:** VIC Meteor Maze Game, Atari Disk Drive Speed Check, Modifying Apple's Floating Point BASIC, Fast Sort For PET/CBM, Extra Atari Colors Through Artifacts, Life Insurance Estimator (multiple computers), PET Screen Input, Getting The Most Out Of VIC's 5000 Bytes.

**August 1982:** The New Wave Of Personal Computers, Household Budget Manager (multiple computers), Word Games (multiple computers), Color Computer Home Energy Monitor, A VIC Light Pen For Under \$10, Guess That Animal (multiple computers), PET/CBM Inner BASIC, VIC Communications, Keyprint Compendium, Animation With Atari, VIC Curiosities, Atari Substring Search, PET and VIC Electric Eraser.

**September 1982:** Apple and Atari and the Sounds of TRON, Commodore Automatic Disk Boot, VIC Joysticks, Three Atari GTIA Articles, Commodore Disk Fixes, The Apple Pilot Language, Sprites and Sound on the Commodore 64, Peripheral Vision Exerciser (multiple computers), Banish INPUT Statements (multiple computers),



# COMPUTE! Back Issues

Charades (multiple computers), PET Pointer Sort, VIC Pause, Mapping Machine Language, Commodore User-defined Functions Defined, A VIC Bug.

**January 1983:** Sound Synthesis And The Personal Computer, Juggler And Thunderbird Games (multiple computers), Music And Sound Programs (multiple computers), Writing Transportable BASIC, Home Energy Calculator (multiple computers), All About Commodore WAIT, Supermon 64, Perfect Commodore INPUTs, VIC Sound Generator, Copy VIC Disk Files, Commodore 64 Architecture.

**March 1983:** An Introduction To Data Storage (multiple computers), Mass Memory Now And In The Future, Games: Closeout, Boggler, Fighter Aces, Letter And Number Play (all for multiple computers), VIC Music, Direct Atari Disk Access, Automatic Commodore Program Selector, PET Quickplot, A Commodore Gotcha, VIC and Atari Memory Management, Friendly VIC INPUTs.

**April 1983:** Selecting The Right Word Processor, Air Defense (multiple computers), Commodore Structure BASIC, Retirement Planner (multiple computers), Dr. Video For Commodore, Atari Filefixer, Video 80:80 Columns For The Atari, VIC-word, Magic Commodore BASIC, A BASIC Hex Editor For VIC, VIC Music Theory.

**May 1983:** The New Low Cost Printer/Plotters, Jumping Jack (multiple computers), Deflector (multiple computers), VIC Kaleidoscope, Graphics on the Sinclair/Timex, Bootmaker For

VIC, PET and 64, VICSTATION: A "Paperless Office," The Atari Musician, Puzzle Generator (multiple computers), Instant 64 Art, 64 Odds And Ends, Versatile VIC Data Acquisition, POP For Commodore.

**June 1983:** How To Buy The Right Printer, The New, Low-cost Printers, Astrostorm (multiple computers), The Hawkmen Of Dindrin (multiple computers), MusicMaster For The Commodore 64, Commodore Data Searcher, Atari Player/Missile Graphics Simplified, VIC Power Spirals, Un NEW For The VIC and 64, Atari Fast Shuffle, VIC Contractor, Commodore Supermon Q & A.

**July 1983:** Constructing The Ideal Computer Game, Techniques For Writing Your Own Adventure Game, SpeedSki And Time Bomb (VIC), Castle Quest And Roadblock (Atari), RATS! And Goblin (64), How To Create A Data Filing System (multiple computers), How To Back Up Disks For VIC And 64, Atari Artifacts, All About The Commodore USR Command, TI Mailing List.

**August 1983:** Weather Forecaster (multiple computers), First Math And Clues (multiple computers), Converting VIC And 64 Programs To PET, Atari Verify, Apple Bytechanger, VIC And 64 Escape Key, Banish Atari INPUT Statements, Mixing Graphics Modes On The 64, VICplot, VIC/64 Translations: Reading The Keyboard, Musical Atari Keyboard, VIC Display Messages.

**September 1983:** Games That Teach, Caves Of Ice, Diamond Drop, Mystery Spell, and Dots

(multiple computers), VIC Pilot, Ultrasort (VIC, 64, PET), Easy Atari Page Flipping, Computer Aided Design On The TI, Relative Files On the VIC/64, Atari Fontbyter, TI Sprite Editor, All About Interrupts (multiple computers), Cracking The 64 Kernal, Making Change On The Timex/Sinclair, Build Your Own Random File Manager (multiple computers).

**October 1983:** Computer Games By Phone, Coupon File (multiple computers), Dragon Master And Moving Maze (multiple computers), Merging Programs From Commodore Disks, Atari Master Disk Directory, Sprites In TI Extended BASIC, Commodore EXEC, Multicolor Atari Character Editor, High Speed Commodore Mazer, Apple Sounds, Extra Instructions (multiple computers), Commodore DOS Wedges, Invisible Disk Directory For VIC And 64.

Back issues are \$3 each or six for \$15. Price includes freight in the US. Outside the US add \$1 per magazine ordered for surface postage, \$4 per magazine for air mail postage. All back issues subject to availability.

**In the Continental US call  
TOLL FREE 800-334-0868  
(919-275-9809 in NC)**

Or write to:

**COMPUTE! Back Issues  
P.O. Box 5406  
Greensboro, NC 27403 USA**

Prepayment required in US funds.

MasterCard, VISA, and American Express accepted. NC residents add 4% sales tax.

# Lyc0 Computer Marketing & Consultants

TO ORDER  
CALL US

TOLL FREE 800-233-8760

In PA 1-717-327-1824

## PERCOM

### FOR ATARI COMPUTERS

AT88S1 ....\$299.00  
AT88S2 ....\$535.00  
AT\*\*S1PD...\$439.00  
RFD40S1...\$399.00  
RFD40S2...\$675.00  
RFD44S1...\$449.00  
AT88 doubler

### HARD DISK DRIVES for APPLE IBM-PC

5MEG.....\$1349.00  
10MEG...\$1599.00  
15MEG...\$1999.00  
20MEG...\$2359.00

\*Add \$5.00 for TRS 800 D. vers.

### TEXAS INSTRUMENT

Disk Drive...\$245.00

### TRAK DISK DRIVES

AT-D1.....\$379.00  
AT-D2.....\$399.00  
PRINTER CABLE.....\$22.95  
Software for ATD-2....\$22.95

### RANA DISK DRIVE

### COMPUTER CARE

BIB  
5 1/4 DISK DRIVE  
CLEANER.....\$12.75  
COMPUTER CARE  
KIT.....\$19.75

### BLANK DISKETTES ELEPHANT

Single Side 5D (10).....\$17.75  
Single Side DD (10).....\$21.75  
Double Side DD (10).....\$26.75

### MAXELL

MD I (10).....\$28.75  
MD II (10).....\$38.75

### CERTRON CASSETTES

CC-10 12 for.....\$15.99  
CC-20 12 for.....\$17.99

### INNOVATIVE CONCEPTS

Disk Storage (holds 10)....\$4.95  
Disk Storage (holds 15)....\$9.95  
Disk Storage (holds 50)....\$26.95



### RANA DISK DRIVES

Elite 1.....\$295.00  
Elite 2.....\$449.00  
Elite 3.....\$559.00

### MICRO-SCI

A2.....call  
A40.....call  
A70.....call

### MUSE

Castle Wolfenstein ....\$20.75  
Caverns of Freitag.....\$20.75  
Robot War.....\$26.75

### CONTINENTAL

Home Accountant.....\$51.75  
Book of Apple Software . \$16.75  
BRODERBUND

Bank Street Writer.....\$49.75

AE.....\$24.75

LODE RUNNER D.....\$24.75

Choplifter.....\$24.75

David's Midnight.....\$24.75

### SPINNAKER

Kindercomp.....\$21.75

Story Machine.....\$23.75

FaceMaker.....\$23.75

Snooper Trooper.....\$29.75

Delta Drawing.....\$34.75

### EPYX

Temple of Apsara.....\$26.95

Star Warrior.....\$26.95

Crush, Crumble & Chomp . \$22.75

### ADVENTURE

Saga#1 Adventureland...\$29.95

Saga#2 Pirate Adventure..\$29.95

Saga#3 Secret Mission...\$29.95

Stone of Sisyphus.....\$24.95

### ALIEN GROUP

Atari Voice Box.....\$99.00

Apple Voice Box.....\$129.00

## commodore

1212 Programmers Ad.\$44.75  
1213 Vicmon.....\$44.75  
Vic 20 dust cover.....\$6.99  
Vic 64 dust cover.....\$6.99

### TIMEWORKS

INVENTORY.....\$59.75  
ACCOUNTS REC.....\$59.75  
ACCOUNTS PAY.....\$59.75  
GENERAL LEDGER.....\$59.75  
PAYROLL.....\$59.75  
CASH FLOW.....\$59.75  
SALES ANALYSIS.....\$59.75  
ELEC. CHECKBOOK.....\$59.75  
MONEY MANAGER.....\$59.75  
DATA MANAGER.....\$59.75  
WALL STREET.....\$59.75

### HES 64

Sound Box.....\$9.95  
64Forth.....\$55.75  
Heamon.....\$25.75  
Turtle Graphics.....\$37.75  
Heswriter.....\$28.75  
Gridrunner.....\$19.75  
Attack of M C.....\$22.75  
Turtle Trainer.....\$22.75  
Turtle Tutor.....\$22.75  
Paint Brush.....\$22.75  
Benji.....\$25.75  
Home Manager.....\$28.75  
Time Money Mgr.....\$44.97  
OmniCalc.....\$33.75  
Sword Point.....\$19.95  
Hes Modem.....\$52.75

### CARDCO

Cardprinter / LQ1.....\$499.00  
Cardprint DM1.....\$109.00  
5 Slot Expansion 64.....\$54.00  
64 Write NOW.....\$39.00  
64 Mail NOW.....\$29.00  
2 Write NOW.....\$29.00  
64 Keypad.....\$29.00  
Universal Cass. Int.....\$29.75  
Printer Utility.....\$19.75  
6 Slot Expansion.....\$79.95  
3 Slot Expansion.....\$24.95  
PRINTER INTERFACE.....\$39.75  
PRINTER INTERFACE with full graphics.....\$65.75  
LIGHT PEN.....\$29.75

### PARKER 20

Frogger (ROM).....\$33.75  
QBert (ROM).....\$33.75  
Tutankham (rom).....\$33.75

### SPINNAKER 64

Kindercomp.....\$21.75  
Story Machine.....\$23.75  
Face Maker.....\$23.75  
Snooper Trooper.....\$29.75  
Delta Drawing.....\$34.75  
Shamus II c/d.....\$24.95  
Pinhead c/d.....\$22.95

### QUICK BROWN FOX

QBF Word Processor . . \$49.95  
LUK

Letter Perfect . . . . . \$105.00

Data Perfect.....\$95.00

### ADVENTURE INTERNATIONAL

S Adams Adventure.. \$28.75

### VIC-64

Household Finance C/D \$24.75

### VIC 20

King Arthurs Hair Cass \$24.75

Monster Maze Rom.....\$24.75



### SYNAPSE

BLUE MAX C/D.....\$24.75  
Ft. APOCALYPSE C/D...\$24.75  
PHAROAH'S CURSE C/D...\$24.75

### FIRST STAR

ASTRO CHASE C/D.....\$22.75  
BRISTOLS C/D.....\$22.75  
FLIP FLOP C/D.....\$22.75

### ALIEN GROUP

Voice Box 2 . . . . . \$99.75

### DON'T ASK

Sam.....\$41.75  
Abuse.....\$15.95  
Teatr.....\$27.95  
Poker Sam ..\$24.95

### APX

3R Math.....\$19.95  
Typo Attack.....\$24.95  
Family Budget.....\$19.95  
F. Cash Flow.....\$19.95

### BRODERBUND

Bank Street Wnter D.....\$49.75  
AE D.....\$24.75  
Apple Panic D.....\$23.75  
Choplifter ROM.....\$32.75  
David's Midnight.....\$24.75  
Stellar Shuttle C/D.....\$18.75  
Ft. Apocalypse.....\$24.75

### EPYX

GATEWAY TO  
ASPHI R.....\$28.75  
JUMPMAN JR R.....\$28.75  
PIT STOP R.....\$28.75  
GATEWAY TO

### SSI

Battle of Shilo C/D... ..\$26.75  
Tigers in the Snow C/D...\$26.75  
Battle for Normandy C/D..\$26.75  
Knights of the Desert C/D..\$26.75  
Cosmic Balance C/D.....\$26.75

### ON-LINE

Frogger.....\$24.95  
Wizard & Prin.....\$26.95

### ROKLAN

Wizard of War.....\$29.75  
Gorf.....\$29.75  
Delux Invader.....\$27.95

### BIG 5

Miner 2049.....\$32.75

### EASTERN HOUSE

Monkey Wrench 2.....\$52.75

### BRODERBUND

LODE RUNNER D.....\$24.75

### OPERATION

WIRLWIND D.....\$29.75

DROL D.....\$24.75

### PARKER BROTHERS

Tutankham R.....\$33.75  
Super Cobra R.....\$33.75  
Astro Chase R.....\$33.75  
Frogger R.....\$33.75  
QBert R.....\$33.75  
Popeye R.....\$33.75  
Risk R.....\$42.75  
Chess R.....\$42.75

### SPINNAKER

Story Machine R.....\$26.75  
Face Maker R.....\$24.75  
Kinderomp R.....\$20.75  
Fraction Fever R.....\$24.75  
Delta Drawing R.....\$26.75

600XL...\$CALL  
800XL.....for  
1400XL...Lowest  
1450.....Prices

1020 PRINTER.....NOW  
1025 PRINTER.....IN  
1027 PRINTER.....STOCK  
1050 DISK DRIVE...\$SAVES  
1010 RECORDER.....\$74.75



# Lyc0 Computer Marketing & Consultants

TO ORDER  
CALL US

TOLL FREE 800-233-8760  
In PA 1 717-327-1824

PRINTER  
INTERFACING

PRINTER PAPER  
AVAILABLE

**SAVE** on these in-stock **PRINTERS**

Available for IBM PC, Apple, Atari, Vic 20 & Vic 64

## EPSON

## OKIDATA

## CITOH

### LETTER QUALITY

SMITH CORONA TP2... \$449.00

DIABLO 630 ..\$1719.00

ALPHACOM 42 .....\$89.00

ALPHACOM 81 .....\$129.00

NEC 8023 .....\$369.00

NEC 8025 .....\$699.00

NEC PC-8200

COMPUTER .....\$CALL

RX-80 .....\$SAVES  
RX-80FT .....ON  
FX-80 .....In-Stock  
FX-100 .....EPSON  
MX-80FT .....PRINTERS  
MX-100 .....\$CALLS\$

## MANNESMANN TALLY

SPIRIT 80 .....\$CALL  
MT 160L .....\$CALL

80 .....\$SAVES  
82A .....CALL for  
83A .....LOWEST  
84 .....PRICES  
92 .....on these  
93 .....In-Stock  
PACEMARK 2350...PRINTERS

ATARI 850  
REPLACEMENTS  
IN-STOCK

GORILLA GX100 .....\$179.00  
PROWRITER 8510 ...\$339.00  
PROWRITER II .....\$659.00  
8600 .....\$1025.00  
STARWRITER .....\$1099.00  
PRINTMASTER .....\$1499.00

## STAR MICRONICS

GEMINI 10X .....\$269.00  
GEMINI 15X .....\$CALL  
DELTA 10.....\$479.00

## MODEMS

ANCHOR MARK I ...\$79.00

ANCHOR MARK II. \$79.00

HAYES SMART ...\$239.00

HAYES MICRO II \$309.00

Micro Bit

MPP-1000 .....\$129.75

NOVATION

CAT .....\$144.00

D-CAT .....\$155.00

J-CAT .....\$115.00

APPLE CAT II ...\$279.00

212 APPLE CAT . \$589.00

## CORDLESS TELEPHONES from ...\$69.75

## MONITORS

Sakata Color .....\$229.00  
Amdek Color I .....\$275.00  
Amdek 300 Green ....\$149.00  
Amdek 300 Amber ....\$149.00  
Gorilla Green .....\$99.00

## DUST COVERS

800 .....\$3.99  
400 .....\$3.99  
1200 .....\$3.99  
410 .....\$3.99  
810 .....\$3.99  
1050 .....\$5.99  
PROWRITER .....\$5.99  
GEMINI 10X .....\$5.99  
PERCOM DISK .....\$5.99  
VIC 20/64 .....\$5.99



APPLE DUMPLING GX .....\$99.75  
APPLE DUMPLING 64 (14 Buffer) \$179.75  
**INFOCOM**  
Zork I, II, or III .....\$26.75  
Deadline .....\$33.75

## HES 20

HES MON Rom . \$25.75  
Turtle Graphics. \$25.75

HES Writer... \$25.75  
Shamus ..... \$25.75  
Protector..... \$25.75

## VIC 64/20

PACMAN .....\$33.75  
DONKEY KONG .....\$33.75  
DIG DUG .....\$33.75  
DEFENDER .....\$33.75  
CENTIPEDE .....\$33.75

FIRST STAR 64  
BRISTOLS C/D.....\$22.75  
FLIP FLOP C/D .....\$22.75

## SYNAPSE 64

ZEPPELIN C/D .....\$24.75  
BLUE MAX C/D .....\$24.75  
DIMENSION X C/D .....\$24.75

EPYX 64  
ASPHI R .....\$28.75  
JUMP MAN JR R .....\$28.75  
PIT STOP R .....\$28.75

## commodore

### BRODERBUND 64

BANK STREET  
WRITER .....\$49.75  
CHOPLIFTER .....\$24.75  
LODE RUNNER .....\$24.75  
DROL .....\$24.75  
KOALA TOUCH TABLET...\$69.75

# PERCOM

AT88S1 . \$299.00  
RDF44SI \$449.00

GEMINI 10 ..... \$269.00

## IBM

PACMAN .....\$27.95  
DONKEY KONG .....\$27.95  
DIG DUG .....\$27.95  
DEFENDER .....\$27.95  
CENTIPEDE .....\$27.95

KOALA TOUCH TABLET...\$99.75  
DEADLINE .....\$34.75  
ENCHANTER .....\$34.75  
INFIDEL .....\$34.75  
PLANETFALL .....\$34.75  
STAR CROSS .....\$34.75  
SUSPENDED .....\$34.75  
WITNESS .....\$34.75  
ZORK I .....\$34.75  
ZORK II .....\$34.75  
ZORK III .....\$34.75

## ATARI

.....\$29.75  
.....\$29.75  
.....\$29.75  
.....\$29.75  
.....\$29.75

KOALA TOUCH TABLET...\$69.75  
.....\$34.75  
.....\$34.75  
.....\$34.75  
.....\$34.75  
.....\$34.75  
.....\$34.75  
.....\$34.75  
.....\$34.75  
.....\$34.75  
.....\$34.75

## APPLE

PACMAN .....\$27.95  
DONKEY KONG .....\$27.95  
DIG DUG .....\$27.95  
DEFENDER .....\$27.95  
CENTIPEDE .....\$27.95

KOALA TOUCH TABLET...\$84.75  
.....\$34.75  
.....\$34.75  
.....\$34.75  
.....\$34.75  
.....\$34.75  
.....\$34.75  
.....\$34.75  
.....\$34.75  
.....\$34.75  
.....\$34.75

48K RAM ...\$75.00  
64K RAM ...\$99.00

ATARI WRITER .....\$79.00

## BUSINESS

Visicalc .....\$159.75  
Letter Perfect .....\$89.75  
Letter Perfect .....\$89.75  
Data Perfect .....\$89.75  
TEXT WIZZARD .....\$34.75  
SPELL WIZZARD .....\$34.75  
File Manager .....\$69.75  
Home File Mgr .....\$69.75  
Bookkeeper .....\$119.75  
C.R.I.S .....\$199.75



TO ORDER



CALL TOLL FREE

800-233-8760

or send order to  
Lyc0 Computer  
P.O. Box 5088

Customer Service 1-717-327-1825 Jersey Shore, PA 1774C

## POLICY

In-stock items shipped within 24 hours of order. Personal checks require four weeks clearance before shipping. No deposit on C.O.D. orders. Free shipping on prepaid cash orders within the continental U.S. PA residents add sales tax. All products subject to availability and price change. Advertised prices show 4% discount offered for cash, add 4% for Master Card or Visa. DEALER INQUIRIES INVITED.

# COMMODORE 64 SOFTWARE

Avalon Hill		
Telengard	(C)16.75 (D)20.50	
B-1 Bomber	(C)11.66 (D)15.30	
Midway Campaign	(C)11.66	
Nukewar	(C)11.66	
Tac	(D)28.00	
Computer		
Football	(C)11.66 (D)15.30	
Flying Ace	(C)19.00	
Stocks and Bonds	(C)14.80	
T.C.I.F.	(C)14.80 (D)18.25	
Q-Bert	39.95	
Beach-Head	(D)26.95	
Frantic Freddy	(D)26.95	
Broderbund		
Choplifter	(CT)27.00	
Sea Fox	(CT)27.00	
Serpentine	(CT)27.00	
David's Midnight Magic	(D)27.00	
A.E.	27.00	
Commodore		
Assembler 64	(D)16.90	
Logo	(D)47.90	
Pilot	(D)47.90	
Pet Emulator	(D)16.90	
Screen Editor	(D)16.90	
Bonus Pack	(D.C)16.90	
CP/M 2.2 Operating		
System	(CT)69.00	
Super Expander VSP	(CT)19.50	
Easy Finance (1-5)	(D)19.35	
Easy Calc 64	(D)73.75	
The Manager	(D)43.00	
Easy Script	(D)43.00	
Easy Mail 64	(D)16.90	
Easy Spell 64	(D)16.90	
Word/Name Machine	(D)16.90	
Intro to Basic 1	(C)19.35	
Gortek & the Microchips	(C)24.80	
Easy Lesson/Easy Quiz	(D)16.90	
Music Machine	(CT)16.90	
Codewriter	(D)47.90	

Zork 1 2 3	ID29.50	
Inventory Mgmt	ID43.00	
Payroll Checkwriting	ID43.00	
Accts Payable	ID43.00	
Accts Receivable	ID43.00	
General Ledger	ID43.00	
Nevada Cobol	ID47.90	
Simons Basic	ID19.50	
Super Expander	ID19.50	
Wizard of War	ID19.50	
Golf	ID19.50	
Suspended	ID19.50	
Starbase	ID29.50	
Deadline	39.50	
Magic Desk	CT174.95	
Dragon's Den	CT124.95	
Star Ranger	CT124.95	
Continental		
The Home Accountant	50.75	
FCM Form Letter	76.50	
Creative Software		
Decision Maker	C110 15 ID13.50	
Household		
Finance	IC113 50 ID16.90	
Home Inventory	IC110 15 ID13.50	

Loan Analyzer	C110 15 ID13.50	
Moon Dust	IC123.65	
Astronaut	IC123.65	
Trashman	IC123.65	
Save New York	IC123.65	
Datasoft		
Moonshuttle	ID C120.36	
Pog Yan	ID C120.36	
Genesis	ID127.00	
O Riley & Mine	ID120.30	
Bruce Lee	27.00	
Egypt		
Temple of Aposha	ID127.00	
Upper Reaches of Aposha	ID113.55	
Curse of Ra	ID113.55	
Sword of Rangoal	ID120.30	
Jumpman Jr	ID127.00	
Gateway to Aposha	ID127.00	
Pyramid	ID127.00	
Endy Arcade Classics	27.00	
Jumpman Jr	IC127.00	
Hex Software		
Hex Mon 64	IC127.00	
Turtle Graphics II	IC140.80	

Attack of the Mutant		
Cammas	IC120.45	
Time Money Manager	ID101.00	
OmniWriter	48.45	
OmniCalc	ID58.25	
Type N Writer	74.20	
Synthesound 64	ID25.50	
Multipan	79.95	
Hex Writer 64	IC130.45	
Gridrunner	IC120.25	
Benny Space Rescue	ID30.45	
Micro Probe		
Floyd of the Jungle	ID123.95	
Helical Ace	ID123.95	
Solo Flight	26.95	
Nato Commander	26.95	
Wingman	26.95	
Mig Alley Ace	26.95	
Stiers on Line		
Frogger	ID C123.65	
New Jawbreaker	ID20.30	
Sammy Lightfoot	ID21.80	
Threshold	ID21.80	
Lunar Leeper	ID21.80	
B.C. Ost for Titles	ID25.50	

Oil's Well	(D)21.80	
Learning W/Leeper	(D)21.80	
Sirus Software		
Turmoil	(D)27.00	
Snake Byte	(D)27.00	
Squish 'Em	(D)23.65	
Repton	(D)27.00	
Blade/Blackpool	(D)27.00	
Type Attack	(D)27.00	
Spinnaker	(D)20.30	
Face Maker	(D)23.65	
Hey Diddle Diddle	(D)20.30	
Kindercomp	(D)20.30	
Snooper Troops 1	(D)27.00	
Fraction Fever	(D)23.65	
Amazing Thin	(D)27.00	
Alphabet Zoo	23.65	
Kids on Keys	23.65	
Delta Drawing	27.25	
Up for Grabs	27.25	
Cosmic Life	23.65	
Trains	28.00	
Synapse		
F1. Apocalypse	(D,C)23.70	
Shamus	(D,C)23.70	
Blue Max	(D,C)23.70	
Dimension X	(D,C)23.70	
Strategic Simulations		
Combat Leader	(D)29.00	
Knights of the Desert	(D)29.00	
Computer Baseball	(D)29.00	
Eagles	(D)29.00	
Ringside Seat	(D)29.00	
Timeworks		
Dungeons of Algebra		
Dragons	(D,C)19.10	
Robbers of the Lost		
Tomb	(D,C)19.10	
Wall Street	(D,C)19.10	
Money Manager	(D,C)19.10	
Electronic Checkbook	(D,C)19.10	
Word Pro 3 +	85.00	

**Commodore**

Commodore 64	219.96	Disquettes	
1541 Disk Drive	239.95	BASF 5 1/4" SSDD2Pak 5.50	
1530 datasette	61.30	BASF Soft Box (10)	23.80
MPS 801 Printer	214.75		
1650 Automodern	89.95	Joytacks	
1702 Color Monitor	239.95	Pointmaster	10.95
1800 Modem	55.00	Pointmaster Pro	18.55
RS 232 Interface	57.80	Fire Control	7.85
3 Port Expander	30.00	Wico Command Ctrl.	19.50
6 Port Expander	75.00	Wico "Boss"	13.50
64 Prog. Ref. Guide	17.00	Wico Red Ball	20.75

**COLECO**

Adam Computer System	595.00
Adam Computer Module	445.00

**Koala**

Koala Touchtablet	(D)79.95
-------------------	----------

**Terms and Ordering Information:**  
 To order call 1-800-527-8698 and send certified checks, money orders or personal checks (allow 2 weeks to clear), or use your Visa, Master Card or American Express. Inside Texas call 1-800-442-8717. Include \$2 for postage and handling (C.O.D. orders add \$1.65) UPS Blue Label \$3, Canada \$6 call for shipping charges on Hardware. Other countries include 10% for P & H. All products factory sealed with manufacturer's warranty. All returns require R.A. #. Prices subject to change without notice. Order desk hours: Mon-Fri 8-5, Sat 9-1 CST.

**ATARI, APPLE, VIC 20, T.I., SOFTWARE LISTS AVAILABLE**  
 For further information and inquires call 214-753-0485  
**FOR ORDERS ONLY CALL TOLL FREE**  
 Outside Texas                      Inside Texas  
**1-800-527-8698      1-800-442-8717**

**SoftWare** P.O. Box 2511  
 Warehouse outlet Longview,  
 Texas 75606

**Computer case company**

**A FLYING COMPUTER DESERVES THE BEST...  
 FOR PROTECTION AND SECURITY  
 GO WITH TRAV-L-CASE**

The Computer Case Company provides top quality cases to satisfy virtually every need of the microcomputer owner. Choose the original Comp-Case for compact, light local transportation or the new Trav-L-Case, which provides the ultimate in protection, for long distance transportation at a price you can afford and in a size which is easy to handle. Over 100 configurations to choose from.

**CALL TODAY 1-800-848-7548**  
 5650 Indian Mound Court  
 Columbus, OH 43213



COMP-CASE      TRAV-L-CASE





# Computability™

## Your ATARI Discount Software Store That's As Close As Your Phone!!

ATARI 800 48K	CALL
ATARI TOUCH TABLET	69.95
ATARI TRAK-BALL	49.95
COMMUNICATOR II	CALL
REMOTE CONTROL JOYSTICK	CALL
ATARI 800XL 64K	CALL
ATARI 1050 DISK DRIVE	CALL
ATARI 850 INTERFACE	CALL
ATARI 1010 RECORDER	77.00
HOME MANAGER KIT	64.95
ATARI 1027 PRINTER	289.00

MOSAIC	
64K Ram/400	149.00
64K Ram + Cable Kit/400/800	169.00
48K Ram Kit	94.00
16/32 Expander	64.95
32K Ram	77.95
Mosaic Adaptor	49.95
64K Ram Utility Software - Superdrive & Handyman	Call!!

INTERFAST I	
Programmable Printer Interface w/4K Buffer	139.00

PRINTERS	
PROWRITER 8510 AP ...	CALL
AXIOM AT-100 w/Parallel Port	229.00
GEMINI 10X	CALL
OKIDATA PRINTERS	CALL

DISK DRIVES: PERCOM, RANA, TRAK ..... CALL FOR PRICES.

★ ★ ★ ★ ★  
**THE SUPER  
SALE CONTINUES**  
★ ★ ★ ★ ★

### Every month, we select the Super Specials This month, YOU CAN PICK YOUR OWN!!!

USE THE CHART BELOW TO DETERMINE THIS MONTH'S SPECIAL PRICE!!

IF THE RETAIL PRICE IS: \*

SUPER SALE PRICE IS: \*

99.95	69.95
89.95	64.95
79.95	55.95
69.95	49.95
59.95	41.95
49.95	34.95
44.95	30.95
39.95	27.95
34.95	23.95
29.95	20.95

The following companies do not qualify for the Super Sale:

- ATARI
- APX
- PARKER BROTHERS
- ELECTRONICS ARTS
- LJK

And still no surcharge for credit cards

Prices effective now through February 29, 1984

Mastercard/VISA  
Order Toll Free



# 800-558-0003



In Wisc. Call  
414/351-2007

COMPUTABILITY  
P.O. Box 17882  
Milwaukee, WI 53217

**ORDERING INFORMATION:** To order by mail, send money order, certified check, or personal check (allow 14 days to clear) to COMPUTABILITY. Include \$2.50 shipping on all software orders. Include 3% shipping on all hardware orders, minimum \$2.50. Mastercard and Visa please include card number and expiration date. WI residents please add 5% sales tax. Canadian, APO & FPO software orders include 5% shipping minimum \$5.00. All other foreign software, please add 15% shipping, minimum \$7.00 (US Funds only). Prices subject to change without notice.

**ORDER HOURS**  
Mon-Fri 11-7 PM (CST)  
Sat 12-5 PM (CST)

# COMPUTER MAIL ORDER


**TERMINALS**

910	\$519.00
910 Plus	\$599.00
914	\$569.00
924	\$689.00
925	\$739.00
950	\$929.00
970	\$1039.00


**COMPUTERS**

Teletop Portable	CALL
800A	\$1099.00
802	\$2699.00
803	\$1949.00
802H	\$4695.00
806/20	\$4999.00
816/40	\$9199.00
1602	\$3399.00
1603	CALL

**TeleVideo**




Spirit XL Portable	\$3999 00
IE-1	\$1369 00
IE-2	\$1649 00
IE-3	\$2399 00
IE-4	\$3199 00
PC-E	\$1579 00
PC-1	\$2399 00
PC-2	\$2799 00
PC-XL	\$3599 00
1620	\$3599 00
1630	\$5499 00
1640	\$6499 00
Cyma Software	CALL



**SANYO**

MBC-550 PC	CALL
MBC-555 PC	CALL
MBC 1100	\$1599.00
MBC 1150	\$2099.00
MBC 1200	\$1999.00
MBC 1250	\$2399.00
FDD 3200-320K Drive	\$399.00
FDD 6400-64K Drive	\$499.00
PR 5500 Printer	\$699.00



**MODEMS**

**MONITORS**

**AMDEK**

300 Green	\$149.00
300 Amber	\$159.00
310 Amber	\$169.00
Color 1	\$279.00
Color 1 Plus	\$299.00
Color 2	\$399.00
Color 2 Plus	\$419.00
Color 3	\$349.00
Color 4	\$699.00

**BMC**

12" Green	\$79.99
12" Green HI-RES	\$119.99
9191-13" Color	\$249.99

**GORILLA**

12" Green	\$88.99
12" Amber	\$95.99

**NEC**

JB 1260 Green	\$109.99
JB 1201 Green	\$149.99
JB 1205 Amber	\$159.99
JC 1215 Color	\$299.99
JC 1216 RGB	\$429.99

**QUADRAM**

Quadchrome	\$499.99
------------	----------

**TAXAN**

12" Green	\$119.00
12" Amber	\$129.00
Taxan 1 RGB	\$279.00

**USI**

Pi 1, 9" Green	\$99.99
Pi 2, 12" Green	\$119.99
Pi 3, 12" Amber	\$149.99
Pi 4, 9" Amber	\$139.99
1400 Color	\$269.99

**ZENITH**

ZVM 122 Amber	\$99.99
ZVM 123 Green	\$89.99
ZVM 135 Color/RGB	\$469.99

**IBM**

NEC 3550.....\$1699.00  
**PERCOM/TANDON**

**DRIVES**

5 1/4" 320K Floppy	\$249 00
5 Meg Hard w/Controller	\$1399.00
10 Meg Hard w/Controller	\$1699.00
15 Meg Hard w/Controller	\$2095.00
20 Meg Hard w/Controller	\$2399.00

**AMDEK**

310A Amber Monitor	\$169.00
DXY 100 Plotter	\$599.00
Color II	\$399.00

**AST RESEARCH, INC.**

Six Pak Plus...from	\$279.00
Combo Plus...from	\$279.00
Mega Plus...from	\$309.00
I/O Plus II...from	\$139.00

**QUADRAM**

Quadlink	\$549 00
Quadboard...as low as	\$289.00
Quad 512 Plus...as low as	\$249.00
Quadcolor...as low as	\$219.00
Chronograph	\$89.00
Parallel Interface Board	\$89.00
64K RAM Chips Kit	\$59.00

**MICRO PRO**

WordStar Mail Merge	\$369.00
InfoStar	\$299.00
SpellStar	\$159.00
CalcStar	\$99.00

**MICROSTUF**

Crosstalk	\$105.00
-----------	----------

**MICROSOFT**

Multiplan	\$159.00
-----------	----------

**pfs**

Write	APPLE 79.00	IBM 89.00
Graph	79.00	89.00
Report	79.00	79.00
File	79.00	89.00
Solutions** as low as	16.00	16.00

\*Call On Titles

**PRINTERS**

**AXIOM**

AT-100 Atari Interface	\$249.00
CD-100 CBM 64/VIC 20	\$249.00
GP-100 Parallel Interface	\$199.00

**BMC**

401 Letter Quality	\$589.00
BX-80 Dot Matrix	\$269.00

**CENTRONICS**

122 Parallel	\$499.00
739-1 Parallel	\$399.00
739-3 Serial	\$449.00

**C.ITOH**

Gorilla Banana	\$209.00
Prowriter 8510P	\$379.00
Prowriter 1550P	\$679.00
A10 (18 cps)	\$69.00
F10-40	\$999.00
F10-55	\$1499.00

**COMREX**

ComWriter II Letter Quality	\$549.00
-----------------------------	----------

**DIABLO**

620 Letter Quality	\$949.00
630 Letter Quality	\$1749.00

**DAISYWRITER**

2000	\$999.00
2500	\$1099.00
Tractor Feed	\$109.00

**EPSON**

MX-80FT, MX-100, RX-80, RX-80FT, FX-80, FX-100	CALL
--	------

**IOS**

Prism 80...For Configurations	CALL
Prism 32...For Configurations	CALL
<b>MANNESMAN TALLY</b>	
160L	\$589.00
180L	\$799.00
Spirit 80	\$309.00



**ASHTON-TATE**  
dBASE II ..... \$399.00

**IUS**

EasyWriter II	\$189.00
EasySpeller	\$119.00
EasyFiler	\$229.00

**CONTINENTAL SOFTWARE**

1st Class Mail/Form Letter	\$79.00
The Home Accountant Plus	\$88.00

**SYNAPSE**

File Manager	\$89.00
--------------	---------

**LOTUS**

1-2-3	\$319.00
-------	----------

**PROFESSIONAL SOFTWARE**

PC Plus, The Boss	\$379.00
-------------------	----------

**VISICORP**

<b>IBM APPLE</b>	
VisiCalc	159.00
VisiCalc 4	159.00
VisiCalc-Advanced	269.00
VisiWord-Spell	249.00
VisiWord-Plot	199.00
VisiLink	169.00
VisiFile	199.00
VisiSchedule	199.00
VisiIndex	159.00
VisiPlot	135.00
VisiTerm	75.00
Desktop Plan	199.00
Bus. Forecast Model	75.00
Stretch Calc	75.00
Visi Tutor Calc	59.00
Visi Tutor-Advanced	75.00
Visi Tutor Word	59.00
Vision Calc	249.00
Vision Graph	129.00
Vision Mouse	159.00
Vision Host	319.00

**NEC**

8023 Dot Matrix	\$379.00
8025 Dot Matrix	\$669.00
2050 Letter Quality	\$999.00
3510 Serial/Letter Quality	\$1449.00
3530 Parallel/Letter Quality	\$1499.00
3550 IBM/Letter Quality	\$1699.00
77 10/7730 Serial/Parallel	\$1499.00

**OKIDATA**

82.83.84.92.93.2350.2410	CALL
--------------------------	------

**SMITH CORONA**

TP-2	\$449.00
Tractor Feed	\$119.00

**SILVER REED**

500 Letter Quality	\$469.00
550 Letter Quality	\$699.00

**STAR**

Gemini 10X	\$299.00
Gemini P15	\$449.00
Delta 10	\$559.00
Serial Board	\$75.00

**TOSHIBA** ..... CALL

**TRANSTAR** ..... CALL

**PRINTER CABLES**  
Available for Atari, Commodore, IBM, Apple, Epson, Kaypro, TeleVideo, Franklin, Eagle, Sanyo, Osborne, NEC, Zenith and many others. We supply all your computer needs!

**PAPER SUPPLIES**

1000 shts. 8 1/2 x 11 Tractor Paper	\$19.99
1000 shts. 14 1/2 x 11 Tractor Paper	\$24.99
1 or 2" Address Labels	\$9.99

**= WEST = = CANADA = = EAST =**  
800-648-3311 800-268-4559 800-233-8950

In NV call (702)588-5654, Dept. 0206  
Order Status Number: 588-5654  
P.O. Box 6689, Stateline, NV 89449

In Toronto call (416)828-0866, Dept. 0206  
Order Status Number: 828-0866  
2505 Dunwin Drive, Unit 1B  
Mississauga, Ontario, Canada L5L1T1

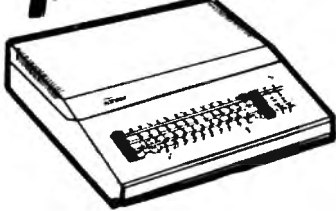
In PA call (717)327-9575, Dept. 0206  
Order Status Number: 327-9576  
Customer Service Number: 327-1450  
477 E. Third St., Williamsport, PA 17701

No risk - no deposit on C.O.D. orders. Pre-paid orders receive free shipping within the UPS continental United States with no waiting period for certified checks or money orders. Add 3% (minimum \$5.00) shipping and handling on all C.O.D. and credit card orders. Larger shipments may require additional charges. NV and PA residents add sales tax. All items subject to availability and price change. We stock manufacturers and third party software for most all computers on the market. Call today for our catalog.



# COMPUTER MAIL ORDER

**FRANKLIN**



ACE 1000 Color Computer...CALL  
ACE Family Pack System...CALL  
ACE PRO PLUS System...CALL  
ACE 1200 Office Mgmt. System...CALL  
\*\*NOT IIE EXPENSIVE

**APPLE/FRANKLIN  
DISK DRIVES  
MICRO-SCI**

A2 .....\$219.00  
A40 .....\$299.00  
A70 .....\$319.00  
C2 Controller .....\$79.00  
C47 Controller .....\$89.00

**RANA**

Elite 1 .....\$279.00  
Elite 2 .....\$389.00  
Elite 3 .....\$569.00

**APPLE IIe STARTER PACK**  
64K Apple IIe. Disk Drive & Controller.  
80 Column Card. Monitor II & DOS 3.3  
COMPLETE .....\$1499.00



**HOME COMPUTERS**



600XL.....\$189  
800XL.....\$299

1200XL ... CALL  
1400XL ... CALL

**commodore**



CBM 4032.....\$599.00  
CBM 8096 .....\$869.00  
CBM 9000.....\$999.00  
B128-80.....\$769.00  
CBM 64K Memory Board...\$269.00  
8032 to 9000 Upgrade...\$269.00  
2031 LP Disk Drive .....\$299.00  
8050 Disk Drive .....\$949.00  
8250 Disk Drive .....\$1199.00  
4023 Printer.....\$379.00  
8023 Printer.....\$569.00  
6400 Printer .....\$1399.00  
Z-RAM .....\$499.00  
Silicon Office .....\$699.00  
The Manager.....\$199.00  
Soft ROLC.....\$125.00  
VisiCalc .....\$159.00

**CBM  
8032  
\$599**

**CBM 64 .....\$199  
VIC 20 .....CALL**

C1541 Disk Drive .....\$249.00  
C1530 Datasette .....\$69.00  
C1520 Color Printer/Plotter. \$169.00  
C1525 Dot Matrix/Parallel. \$219.00  
C1526 Dot Matrix/Serial. \$279.00  
C1702 Color Monitor .....\$249.00  
C1311 Joystick .....\$4.99  
C1312 Paddles .....\$11.99  
C1600 VIC Modem .....\$89.00  
C1650 Auto Modem.....\$89.00  
Logo 64 .....\$49.00  
Pilot 64 .....\$39.00  
Simon's Basic .....\$19.00  
Word Pro 64 Plus.....\$59.00  
Parallel Printer Interface...\$69.00  
Calc Result 64 .....\$129.00  
Codewriter 64 .....\$75.00  
Quick Brown Fox.....\$49.00  
Word Pro 64 Plus.....\$59.00

**PROFESSIONAL  
SOFTWARE**

Word Pro 2 Plus.....\$159.00  
Word Pro 3 Plus.....\$189.00  
Word Pro 4 Plus/5 Plus...each...\$279.00  
InfoPro .....\$179.00  
Administrator .....\$399.00  
Power.....\$79.00

We stock a full inventory of software for Commodore, such as:  
Artworx. Broderbund. Commercial Data. Creative Software.  
Epyx. HES. MicroSpec. Nufekop. Romox. Sirius. Synapse.  
Thorn EMI. Tronix. UMI. Victory. Spinnaker. Rainbow & Timeworks!  
**CALL FOR DETAILS!**

**HANDHELD COMPUTERS**



41CV .....\$209  
41CX .....\$259  
HP 10C .....\$51.99  
HP 11C .....\$69.99  
HP 12C .....\$88.99  
HP 15C .....\$88.99  
HP 16C .....\$88.99  
HP 75C .....\$749.99  
HPIL Module .....\$98.99  
HPIL Cass. or Printer .....\$359.99  
Card Reader.....\$143.99  
Extended Function Module...\$63.99  
Time Module .....\$63.99

**NEC**

PC-8201 Personal Computer...\$599.00  
PC-8221A Thermal Printer...\$149.00  
PC-8281A Data Recorder...\$99.00  
PC-8201-06 8K RAM Chips...\$105.00  
PC-8206A 32K RAM Cartridge...\$329.00

**PC-1500A...\$165.99  
PC-1250A...\$88.99**

CE-125 Printer/Cassette...\$128.99  
CE-150 Color Printer/Cassette...\$171.99  
CE-155 8K RAM .....\$93.99  
CE 161 16K RAM .....\$134.99  
CE 500 ROM Library.....\$29.99

**TIMEX/SINCLAIR  
1000**

Timex/Sinclair 1000 .....\$35.99  
16K Memory.....\$29.99  
2040 Printer.....\$99.99  
VuCalc .....\$17.99  
Mindware Printer.....\$99.99

**PERCOM**

1010 Recorder .....\$74.00  
1020 Color Printer .....\$249.00  
1025 Dot Matrix Printer.....\$449.00  
1027 Letter Quality .....\$299.00  
1030 Direct Connect Modem...CALL  
1050 Disk Drive .....\$379.00  
CX30 Paddle .....\$12.00  
CX40 Joystick .....each...\$8.00  
CX77 Touch Tablet .....\$64.00  
CX80 Trak Ball .....\$48.00  
CX85 Keypad .....\$105.00  
4003 Assorted Education....\$47.00  
4011 Star Raiders .....\$33.00  
4012 Missile Command .....\$29.00  
4013 Asteroids .....\$29.00  
5049 VisiCalc .....\$159.00  
7097 Logo .....\$79.00  
7101 Entertainer .....\$69.00  
7102 Arcade Champ .....\$75.00  
8026 Dig Dug .....\$33.00  
8030 E.T. Phone Home .....\$33.00  
8031 Donkey Kong.....\$39.00  
8036 Atari Writer.....\$79.00  
8040 Donkey Kong, Jr. ....\$39.00  
8043 Ms. PacMan .....\$39.00  
8044 Joust .....\$39.00

AT 88-S1 .....\$329.00  
AT 88-A2 .....\$259.00  
AT 88-S2 .....\$529.00  
AT 88-S1PD .....\$429.00  
AT 88-DDA .....\$119.00  
RFD 40-S1 .....\$449.00  
RFD 40-A1 .....\$269.00  
RFD 40-S2 .....\$699.00  
RFD 44-S1 .....\$539.00  
RFD 44-S2 .....\$869.00  
**TEXAS INSTRUMENTS**  
TX 99-S1 .....\$279.00

**RANA**

1000 .....\$319.00

**TRAK**

AT-D2.....\$389.00

**MEMORY BOARDS**

Axlon 32K .....\$59.00  
Axlon 48K .....\$99.00  
Axlon 128K.....\$299.00  
Intec 32K .....\$59.00  
Intec 48K .....\$85.00  
Intec 64K .....\$99.00  
Intec Real Time Clock .....\$29.00

**ALIEN VOICE BOX**  
Atari .....\$119.00  
Apple .....\$149.00

**KOALA PAD**  
Atari.....\$75.00  
Apple .....\$85.00  
IBM .....\$95.00  
CBM 64 .....\$75.00

**CONTROLLERS &  
JOYSTICKS**

**WICO**  
Joystick.....\$21.99  
3-way Joystick.....\$22.99  
Famous Red Ball.....\$23.99  
Power Grip.....\$21.99  
BOSS Joystick .....\$17.99  
ATARI/VIC Trak Ball.....\$34.99  
Apple Trak Ball.....\$54.99  
Apple Adapter .....\$15.99  
Apple Analog .....\$37.99

**KRAFT**  
Joystick.....\$41.99  
Atari Single Fire.....\$12.99  
Atari Switch Hitter.....\$15.99  
Apple Paddles .....\$34.99  
IBM Paddles.....\$34.99  
IBM Joystick .....\$46.99

**AMIGA**  
3100 Single .....\$13.99  
3101 Pair .....\$19.99  
Joyboard .....\$37.99

**TG**  
Atari Trak Ball .....\$47.99  
Apple Joystick .....\$47.99  
Apple Trak Ball .....\$47.99

**DISKETTES  
MAXELL**

5 1/4" MD-1.....\$29.00  
5 1/4" MD-2.....\$39.00  
8" FD-1 (SS/DD).....\$39.00  
8" FD-2 (DS/DD).....\$49.00

**VERBATIM**  
5 1/4" SS/DD .....\$26.99  
5 1/4" DS/DD .....\$36.99

**ELEPHANT**  
5 1/4" SS/SD .....\$18.49  
5 1/4" SS/DD .....\$22.99  
5 1/4" DS/DD .....\$28.99

**HEAD**  
5 1/4" Disk Head Cleaner.....\$14.99

**DISK HOLDERS  
INNOVATIVE CONCEPTS**

Flip-n-File 10 .....\$3.99  
Flip-n-File 50 .....\$17.99  
Flip-n-File(400/800ROM)Holder..\$17.99

**LJK ENTERPRISES**

Atari Letter Perfect-Disk(40/80) ..\$79.99  
Atari Letter Perfect-ROM(40 col)...\$79.99  
Atari Letter Perfect-ROM(80 col)...\$79.99  
Atari Data Perfect-ROM(80 col).....\$79.99  
Atari Spell Perfect-DISK .....\$59.99  
Atari Utility/MailMerge .....\$21.00  
Apple Letter Perfect .....\$99.00  
Apple Data Perfect .....\$75.00  
Apple LJK Utility .....\$21.00  
Apple Lower Case Generator...\$19.00

**= WEST = = CANADA = = EAST =**  
**800-648-3311 800-268-4559 800-233-8950**

In NV call (702)588-5654. Dept 0206  
Order Status Number: 588-5654  
P.O. Box 6689. Staneline. NV 89449

In Toronto call (416)828-0866. Dept 0206  
Order Status Number: 828-0866  
2505 Dunwin Drive. Unit 1B  
Mississauga, Ontario, Canada L5L1T1

In PA call (717)327-9575. Dept 0206  
Order Status Number: 327-9576  
Customer Service Number: 327-1450  
477 E. Third St., Williamsport, PA 1770



INTERNATIONAL ORDERS: All shipments outside the continental United States must be pre-paid by certified check only. Include 3% (minimum \$5.00) shipping and handling. EDUCATIONAL DISCOUNTS: Additional discounts are available to qualified Educational Institutions. APO & FPO: Add 3% (minimum \$5.00) shipping and handling.

# PRODUCT MART

## COMMODORE 64™ VIC 20™



TERMINAL AND DATA  
CAPTURE PROGRAMS

TELECOMM 64<sup>c</sup> \*TELECOMM 20<sup>c</sup>

- Save up to 25 screens in memory
- Backward/forward page search
- Rapid assembly language subroutines
- Dumps to printer, disc, or cassette
- Preset for popular time share systems
- User selectable baud, parity, duplex, etc.
- Upload/download program and text files

\$19.98 (cass.) \$24.98 (disc)

Pays for itself in reduced connect charges

**METAPHASE SOFTWARE**

P.O. Box 7263  
San Jose, CA 95150  
408-280-2978

Check, M.O., VISA, M.C. accepted  
Add \$1.00 handling (CA res. add tax)

\*req. 16K+ exp. VIC

## FREE CATALOG!

### JEWEL THIEF

ADVENTURE GAME - \$19.95

CAN YOU BREAK INTO THE CRYSTAL CITY MUSEUM AND STEAL THE 'BLUE VALLABY' DIAMOND WITHOUT BEING CAUGHT? FOR: VIC20 - REQUIRES 8K EXPANDER ZX81/TIMEX1000 - REQUIRES 16K COMMODORE 64 (\$29.95) KAYPRO II (\$29.95) ATARI 800 (\$29.95)

### ANDROID

STRATEGY GAME - \$24.95

RETRIEVE THE S.S.R. FROM THE ALIEN ANDROIDS. GET PAST INTERCEPTERS, DESTROYERS, AND THEN GEORGE. FOR: VIC20 - REQUIRES 16K EXPANDER ZX81/TIMEX1000 - REQUIRES 16K COMMODORE 64

AVAILABLE ON CASSETTE OR DISK. ADD \$1.00 FOR EACH DISK ORDERED. CHECK OR MONEY ORDER (NO C.O.D.). FOREIGN ORDERS ADD \$2.00. ORDERS PROCESSED IN 1-3 DAYS. \* DEALER INQUIRIES INVITED. MORE PROGRAMS AVAILABLE. SEND FOR FREE CATALOG.

CRYSTAL MICROSOFT LTD.



P.O. BOX 440852  
HOUSTON, TX.  
77244

Makes checks as welcome as cash.



MUG "A"

## MAGIC COMPUTER "INPUT/OUTPUT" MUGS

When hot liquid is poured in, one message disappears and another takes its place on the computer screen. Fascinating to watch. Big 10 oz. size. Fine quality white English porcelain. 10 day money-back guarantee.

MUG "A" - "Programmer on/off Duty." \$8.95 ea.  
New! MUG "B" - "Computer Expert on/off Duty."

Call Toll-Free 1-800-237-9338  
In Fla.: (305) 687-9338, or mail coupon.

## sweet gum inc. C0024

15490 NW 7th Ave., No. Miami, FL 33169  
Please send me \_\_\_\_\_ (A) Mug(s) @ \$8.95 ea.  
\_\_\_\_\_ (B) Mug(s) @ \$8.95 ea.  
Add \$2 ea. for ship. & handl.

Fla. residents add 5% sales tax. Total \$ \_\_\_\_\_

Encl. is Check  Money Order

Charge my MasterCard  Visa

Card # \_\_\_\_\_ Exp. \_\_\_\_\_

Just send free COMPUTERMANIA Catalog.

Signature \_\_\_\_\_

Name \_\_\_\_\_

Address \_\_\_\_\_

City \_\_\_\_\_

State \_\_\_\_\_ Zip \_\_\_\_\_

## 1-2-3

Lotus . . . \$99.00\*

VisaCalc . . . . . \$50.00\*

PFS: File . . . . . \$25.00\*

Wizardry . . . . . \$9.99\*

Zaxxon . . . . . \$8.00\*

Over 1200 Programs  
To Choose From



\*two week member rental

Free Catalog:

619-481-0559 San Diego

1-800-221-1031 California

1-800-221-4568 All Others

## 'PUBLIC DOMAIN'™ - SOFTWARE -

Supporting all COMMODORE computers

Written by users, for users

★ GAMES ★ UTILITIES ★ EDUCATIONAL ★

### VIC 20™

collection #1 - collection #2 - collection #3  
collection #4 - collection #5 - collection #6  
70+ programs per collection - Tape/Disk - \$10.00

### COMMODORE 64™

64 collection #1 - 64 collection #2 - 64 collection #3  
64 collection #4 - 64 collection #5  
25+ programs per collection - Tape/Disk - \$10.00

### PET® / CBM®

5 Utility - Tapes/Disks - \$10.00 each  
11 Game - Tapes/Disks - \$10.00 each  
6 Educational - Tapes/Disks - \$10.00 each

### DINSET™: Reset Switch

Works on Vic 20 or Commodore 64 - \$5.00

All prices include shipping and handling.

CHECK, MONEY ORDERS,  
VISA and MASTERCARD accepted.

For A Free Catalog Write:


**Public Domain, Inc.**

5025 S Rangeline Rd., W. Milton, OH 45383

10:00 a.m. - 5:00 p.m. EST - Mon. thru Fri.

(513) 698-5638 or (513) 339-1725

VIC 20™, CBM™ and Commodore 64 are Trademarks of Commodore Electronics Ltd. PET™ is a Registered Trademark of Commodore Business Machines, Inc.



software

## TAX HELPER™

Commodore 64™

Tax HELPER 1.83 performs all arithmetic for Form 1040 and Schedules A, B, and G. Does not calculate tax. Saves results to diskette. Diskette: \$17.00 plus \$1.25 shipping.

Tax HELPER 2.83 also does Schedules C, D, E, F, G, SE, and W and Form 4562. Calculates tax, prints reports, and more. Diskette: \$30.00 plus \$1.25 shipping.

(M)agreeable software, inc.

5925 Magnolia Lane • Plymouth, MN 55442

(612) 559-1108

HELPER is a trademark of (M)agreeable Software Inc. Commodore is a trademark of Commodore Electronics Ltd.

Use the card  
in the  
back of this  
magazine  
to order  
your


# COMPUTE! Books



For more information on products advertised in **COMPUTE!**, use the handy reader service cards in the back of the magazine.

**MICRO-MATE™**  
Sensibly priced desk-top accessories to organize and integrate your personal computer system.

Don't get stuck with a cheap wire stand. Avoid the static that plastic can generate. MICRO-MATE™ accessories are heavy gauge aluminum. Standard and expanded units slide forward providing access and storage for plug-in devices. Expanded unit has multiple outlets and switch convenience.



STANDARD (Base/Monitor Stand) ..... \$29.95  
 EXPANDED (Elec. Base/Monitor Stand) ..... 49.95  
 PRINTER STAND ..... 24.95  
 DISC DRIVE STAND ..... 19.95  
 MONITOR STAND ..... 19.95  
 (plus \$4.00 shipping and handling)  
 Call now toll free 1-800-824-7888 Ask for operator 319 MASTERCARD, VISA OR C.O.D.

TAX AID TAX AID

**TAX AID**  
INCOME TAX

FOR VIC 20™ AND COMMODORE 64™

TAX AID I VIC 20 \$ 19.95  
 TAX AID II 16K VIC \$24.95  
 TAX AID III C 64 \$24.95

Prices listed are for cassette. Add \$5.00 for disk version.

**NORTHLAND ACCOUNTING, INC.**  
 606-H Second Ave  
 Two Harbors, MN 55616  
 (218) 834-5012

TAX AID TAX AID

**COMPUTE!**  
**Subscriber Services**

Please help us serve you better. If you need to contact us for any of the reasons listed below, write to us at:

**COMPUTE! Magazine**  
 P.O. Box 914  
 Farmingdale, NY 11737

or call the Toll Free number listed below.

**Change Of Address.** Please allow us 6-8 weeks to effect the change; send your current mailing label along with your new address.

**Renewal.** Should you wish to renew your **COMPUTE!** subscription before we remind you to, send your current mailing label with payment or charge number or call the Toll Free number listed below.

**New Subscription.** A one year (12 month) US subscription to **COMPUTE!** is \$24.00 (2 years, \$45.00; 3 years, \$65.00. For subscription rates outside the US, see staff page). Send us your name and address or call the Toll Free number listed below.

**Delivery Problems.** If you receive duplicate issues of **COMPUTE!**, if you experience late delivery or if you have problems with your subscription, please call the Toll Free number listed below.

**COMPUTE!**  
**800-334-0868**  
 In NC 919-275-9809

**DATAFILE MANAGER**

**DATABASE MANAGEMENT FOR THE COMMODORE-64**

Successfully used in computer classes to teach the concepts of random files and ISAM to beginning users ... but sophisticated enough for home and small business use. Consists of 5 disk programs and comprehensive loose-leaf manual with step-by-step instructions. Includes build-file program for ready-to-use 1000 record mailing list, zip-code sorted label printing and alpha phone list printouts.

**SPECIFICATIONS:** Menu driven • 80 characters per field • 15 fields per record • 254 characters per record • Up to 1200 records per disk • ISAM random access files • Sort on any field • User-defined alpha and numeric fields • Nested sorts • Nested totals and subtotals • Compiled for speed • User-defined print formats with top and bottom headers, page length and skip over part • View or print selected information from your file.

**SYSTEM REQUIREMENTS:** C-64 Computer • 1 or 2 1541 disk drives • TV or monitor (color or B/W) • Properly interfaced printer (program runs with limited applications without printer).

**\$40** postpaid

**KENN•WRITER** Extremely easy to use menu driven word-processor that works with any properly interfaced printer. Both youngsters and adults love this one!

**SPECIFICATIONS:** Compiled for speed • Word wrap • Programmable function keys • Insert on/off • Move line/block • Delete line/block • Search • Search and replace • User-defined print commands • Automatic page headers and numbers • Merge files • Chain files • "Wedge" disk commands emulated • Step-by-step manual • System requirements as above.

**\$30** postpaid

ORDER BOTH PROGRAMS—JUST **\$55** postpaid

**JAMESTOWN SOFTWARE**  
 2508 Valley Forge • Madison WI 53719 • 608-271-5527  
 C.O.D.'s Accepted • Dealer Inquiries Invited

Use the card in the back of this magazine to order your **COMPUTE!** Books

Advertise your program or product here and reach hundreds of thousands of readers.

**"CONTROL YOUR WORLD" WITH YOUR VIC-20**

With simple circuits using low cost parts and our program supplied on cassette tape, we'll show you how to use your COMMODORE VIC-20 for:

- Digital Thermometers
- Digital Clock
- Burglar Alarm - 2 Zone, Time Controlled
- Fire Alarm - 2 Zone, Time Controlled
- Dusk to Dawn Lighting with Photo Cell
- Furnace and Air Cond., Clock and Thermostat
- Clock Controlled Appliance Switches

Simple program variations in basic can operate lights, motors, furnaces, machines, heat pumps, radios, sound systems, test equipment, swimming pools, garden watering, and more.

Your video screen will display simultaneously:

- Two Digital Temperatures • Digital Time • Two Analog Inputs • Five Input Ports Status • Eight Output Ports Status.

GET A LOW COST EDUCATION IN COMPUTER CONTROL. ORDER YOUR CASSETTE AND INSTRUCTION BOOK NOW! \$39.90 PRICE INCLUDES POSTAGE.

Terms: MASTERCARD/VISA

The Continental Press, Inc., Elizabethtown, PA 17022  
 Toll free: 800-233-0759 Collect in PA: (717) 367-1836

# Advertisers Index

Reader Service Number/ Advertiser	Page	Reader Service Number/ Advertiser	Page	Reader Service Number/ Advertiser	Page
Aardvark Action Software	113	<b>124</b> Handic Software Inc.	7	<b>143</b> Precision Software, Inc.	93
Abacus Software	101	Happy Computing, Inc.	163	<b>144</b> Prestige Envelope & Paper Corp.	123
<b>102</b> AB Computers	117	<b>125</b> Harmony Video & Electronics	177	The Printer Store	135
<b>103</b> Activision, Inc.	53	Harris Tax Service	102	<b>145</b> Professional Software Inc.	1
<b>104</b> Advanced Processor Systems	103	Hayden Book Company, Inc.	105	<b>146</b> Professional Software Inc.	9
Artworx	55	Hot Data	132	<b>147</b> Protecto Enterprizes	69
<b>105</b> The Avalon Hill Game Co.	15	Human Engineered Software	39	<b>148</b> Protecto Enterprizes	110,111
Bröderbund Software	91	Hytec Systems	41	<b>149</b> Public Domain, Inc.	190
<b>106</b> Bytes and Bits	130	<b>126</b> International Tri Micro	58,59	Rana Systems	50,51
<b>107</b> Cardco, Inc.	IBC	<b>127</b> Jamestown Software	191	Reston Software	47
Cass-A-Tapes	159	Jason-Ranheim	176	<b>150</b> Richvale Telecommunications	95
Commodore Computers	BC	K-2 Electronics Design Corporation	172	<b>151</b> SAVE	156
<b>108</b> CompuServe	23	K-12 MicroMedia	139	<b>152</b> Scarborough Systems Inc.	16,17
ComputAbility	187	<b>128</b> Kaiglo	60	<b>153</b> Screenplay	32,33
Computer Case Company	186	<b>129</b> Krell Software Corp.	61	<b>154</b> Screenplay	35
<b>109</b> Computer Center	125	KSoft Co.	75	<b>155</b> Screenplay	37
<b>110</b> Computer Discount	139	Leading Edge Products Inc.	IFC	SM Software Inc.	83
<b>111</b> ComputerFood Press	159	<b>130</b> Lyco Computer Marketing & Consultants	184,185	<b>156</b> Softpeople, Inc.	107
Computer Mail Order	188,189	<b>131</b> (M)agreeable Software, Inc.	190	<b>157</b> Softrent	190
<b>112</b> ComputerMat	106	Metaphase Software	190	Software City	131
<b>113</b> Computer Outlet	126,127	<b>132</b> Micro Education Corporation of America	19	<b>158</b> SoftWare Warehouse Outlet	186
Computer Warehouse	175	<b>133</b> The Micropipheral Corporation	60	<b>159</b> Southwest Micro Systems, Inc.	28
The Continental Press, Inc.	191	Micro-Sys Distributors	133	Spinnaker	2,3
Cosmic Computers Unlimited	169	<b>134</b> Micro Ware	40	Starcraft Specialized Products	28
<b>114</b> Crystal Microsoft Ltd.	190	<b>135</b> Micro Ware	106	<b>160</b> Star Micronics, Inc.	21
Datamost, Inc.	24,25	Micro World Electronix, Inc.	177	Strategic Simulations Inc.	43
DesignWare	77	<b>136</b> Micro Worx	141	<b>161</b> subLOGIC Corporation	65
<b>115</b> Dymarc Industries, Inc.	81	<b>137</b> Midwest Micro Inc.	99	<b>162</b> Such A Deal	137
<b>116</b> Dynatech Microsoft Inc.	109	<b>138</b> Morbus Software Co., Inc.	115	<b>163</b> Sweet Gum Inc.	190
<b>117</b> Eastern Computer Consulting Associates, Inc.	101	Mosaic Electronics, Inc.	4	<b>164</b> Timeworks, Inc.	99
<b>118</b> Eastern House	161	<b>139</b> The National VIC-20 Users Group	60	Timeworks, Inc.	67
Elcomp Publishing, Inc.	71	Navarone Industries	119	Tronix	11
<b>119</b> Electronic Arts	44,45	<b>140</b> Nibble Notch	129	Tronix	13
Electronic Arts	49	Northland Accounting, Inc.	191	Victory Software Inc.	152
Electronic Arts	57	NRI School of Electronics	97	Video Home Library	164
<b>120</b> Enchanted Forest	159	<b>141</b> pace! Micro Software Centers	143	<b>165</b> Waldinger Corp.	191
Epyx	27	Pacific Exchanges	20	York 10	131
Epyx	29	Pacific Exchanges	161		
Epyx	31	Pacific Exchanges	167		
Expotek	177	Pacific Exchanges	172		
<b>121</b> French Silk	143	Pacific Exchanges	176		
Frontrunner Computer Industries	164	Parker Brothers	63		
<b>122</b> The Furniture Byte	101	<b>142</b> Practical Programs, Inc.	159		
<b>123</b> Futurehouse	79				

COMPUTE! Back Issues	182,183
COMPUTE! Subscriber Services	135,191



# A Cartridge Word Processor for the VIC-20®...



## WRITE NOW!

The **WRITE NOW!** Word Processor provides you with the easiest to use & fastest to learn format available for your VIC. It gives you the features you expect in a professional word processor & some unique features not available in any other VIC word processor.

With **WRITE NOW!** you have unlimited recall of often used text; global string search makes it easy to find or replace any copy. Editing copy is made easy with simple commands and the full block command enables you to move or delete blocks of copy. You can insert or delete text at will as you scroll up or down through your document line by line, page by page, or you can jump directly to the beginning or the end of your document. **WRITE NOW!** gives you the option of text centering & justification, along with the use of multiple line headers & footers. Page numbering can be set at the top or bottom of a page and either in Arabic or Roman numbers.



Other features of **WRITE NOW!** include:

- program on cartridge (time not wasted loading from disk or tape)
- works in an unexpanded VIC-20®
- save text to tape or disk
- sends any 'special' codes to the printer — even in the middle of text (special codes are 'user-definable')
- up to 38k of text storage — more on-line storage than any other word processor for the VIC-20®

- allows the use of up to 1-3k and 2-16k RAM cartridges in the combination of your choice
- optional joystick control for scrolling.

Included with **WRITE NOW!** is a 30 minute audio cassette instruction course and the easy-to-understand instruction booklet — all for the Manufacturer's Suggested Retail Price of \$39.95.

Now available on cartridge for the C-64™. Manufacturer's Suggested Retail Price: \$49.95



See a complete line of American made Cardco Products at a computer store near you, today.

313 Mathewson • Wichita, Kansas 67214 • (316) 267-6525





commodore  64

# INDISPENSABLE SOFTWARE


For Your Most Important Computing Needs




**EasyScript 64**  
Displays 764 lines x 240 characters. Prints to 130 columns. Works with EasySpell 64.



**EasySpell 64**  
20,000 word Master Dictionary and automatic spelling checker. Works with EasyScript 64.



**EasyCalc 64**  
Multiple electronic spreadsheet with color bar graph feature. 63 columns x 254 rows.



**The Manager**  
Sophisticated database system with 4 built-in applications, or design your own. Text, formulas, graphics.



**SuperExpander 64**  
21 special commands. Combine text with high resolution graphics. Music and game sounds.



**Easy Finance I—Loan Analysis**  
12 loan functions. Bar graph forecasting as well as calculation.



**Easy Finance II—Basic Investment Analysis**  
16 stock investment functions. Investment bar graph.



**Easy Finance III—Advanced Investment Analysis**  
16 capital investment functions. Bar graphs.



**Easy Finance IV—Business Management**  
21 business management features. Bar graphs.



**Easy Finance V—Statistics and Forecasting**  
Assess present/future sales trends with 9 statistics and forecasting functions.



**Accounts Payable/Checkwriting**  
11 functions. Automatic billing. 50 vendors/disk.



**Accounts Receivable/Billing**  
11 billing functions. Printed statements.



**General Ledger**  
8 general ledger options. Custom income statement, trial balances, reports.



**Inventory Management**  
1000 inventory items. Full reports.



**Payroll**  
24 different payroll functions. Integrated with G/L system.

commodore  
COMPUTERS

First In Quality Software