

Constructing The Ideal Computer Game

# COMPUTE!

\$2.50  
July  
1983  
Issue 38  
Vol. 5, No. 7  
£1.85 UK \$3.25 Canada  
63379  
ISSN 0194-357X

The Leading Magazine Of Home, Educational, And Recreational Computing

## Special Games Issue

Some Of The Finest  
Games Ever For  
VIC-20, 64, Atari, And  
Other Computers:  
*Roadblock,*  
*Castle Quest,*  
*Goblins, And More!*

Circles: A  
Machine Language  
Tutorial For Atari

Backing Up Your  
VIC-20 And 64 Disks

REM Revealed:  
A Tutorial For  
PET, VIC-20, And 64

**PLUS:**  
Build Your Own Apple  
Data Manager, Stars  
On The Radio Shack  
Color Computer,  
Gold Miner Game For  
The TI-99/4A



Major Feature:  
New Products At The  
**COMDEX**  
Dealer Show



7447063379

**BUY A BANANA.  
SAVE A BUNCH.  
MORE TO COME.**



Leading Edge Products, Inc., 225 Turnpike Street, Canton, Massachusetts 02021.  
Call toll-free 1-800-343-6833, or in Massachusetts call collect (617) 828-8150. Telex 951 624

# FOR YOUR COMMODORE WORDPROCESSING NEEDS INVEST IN THE BEST



## WORDPRO PLUS. IN A CLASS BY ITSELF.

When choosing a Word Processor for your Commodore™ computer, there's no reason to settle for anything but the best — in a word... WordPro™.

With over 30,000 happy clients churning out letters and documents all over the world, the WordPro Plus™ Series is unquestionably the #1 selling software package on Commodore computers! So when you choose WordPro, you know you're investing in a trial-tested program that's a real winner. And WordPro is NOW available for your Commodore 64™ computer — at prices starting as low as \$89.95.

Designed for the user who has no computer or word processing experience whatsoever, WordPro Plus brings a new dimension to the term "user-friendly." More than just easy to use, WordPro will turn your Commodore computer into a sophisticated time saving word processing tool — loaded with the same inventory of features found in systems costing much, much more.

Our nationwide team of over 600 Professional Software/Commodore computer dealers will help you choose the WordPro Plus system that is best for your needs. Our full-service dealers have been set up to provide strong customer support. In addition to helping you choose the right system, many Professional Software dealers also offer WordPro Plus training and system installation.

Professional Software offers a complete spectrum of WordPro word processing software for Commodore computers ranging from the Commodore 64 to the more business oriented 8000/9000 series computers. And WordPro 4 Plus and 5 Plus also interact with our database management systems including InfoPro and The Administrator. So whatever your Word Processing needs, there's a WordPro system that's right for you.

WordPro™ and WordPro Plus™ are trademarks of Professional Software Inc.

The WordPro Plus Series was designed and written by Steve Punter of Pro Micro Software Ltd. Commodore™ and the Commodore 64™ are trademarks of Commodore Electronics, Inc. Dealer inquiries invited.



Invest in the best...

**WordPro Plus. In a class by itself.**

Call us today for the name of the WordPro Plus dealer nearest you.

## Professional Software Inc.

51 Fremont Street  
Needham, MA 02194

(617) 444-5224  
Telex: 951579

**Finally,  
aliens your kids can  
reason with  
instead of destroy.**



**This year, thousands of kids will be searching for the most amazing thing.**

At Spinnaker, we don't believe in the "kill or be killed" concept behind most computer games. In fact, we believe computer games should be instructive. Not destructive. But just as importantly, they should be fun.

That's why **IN SEARCH OF THE MOST AMAZING THING™** is designed to let your kids negotiate with aliens instead of destroying them. Because given the opportunity, kids enjoy using their minds.

**It's Amazingly Fun.**

The Most Amazing Thing is out there somewhere. Finding it won't be easy.

But relax, your kids will have the help of their old uncle Smoke Bailey. He'll give them a B-liner (sort of a cross between a hot air balloon and a dune buggy) to use on their journey. They'll have to learn how to fly the B-liner and navigate it through storms and fog. But before they do

anything, your kids will have to talk to Old Smoke. He'll tell them about the Mire People and the strange language that they speak. He'll also tell them to avoid the dangerous Mire Crabs and how to get fuel for the B-liner.

Your kids will visit the Metalican Auction where they'll trade with the aliens for valuable chips. Your kids will then use these chips to buy things they'll need for their trip. And your kids will learn how to fly over the planet using their jet pack.

The Most Amazing Thing holds great powers, but it will take great skill, persistence and imagination to find it.

**It's Amazingly Educational.**

**IN SEARCH OF THE MOST AMAZING THING** is written by Tom Snyder, educator and author of the best-selling Snooper Troops™ Detective Series.

And like all Spinnaker games, **IN SEARCH OF THE MOST AMAZING THING** has real educational value. For instance, your kids will sharpen their ability to estimate distances and

quantities. And since they'll be navigating their B-liner, they'll become aware of distance, direction and time. They'll also develop a knack for economic and monetary principles through trading with the aliens. And they'll solve problems through trial and error.

They'll learn all of these things, plus they'll learn that nothing is impossible if you put your mind to it.

**A Novel Approach to Computer Games.**


Besides offering your children all of the above, **IN SEARCH OF THE MOST AMAZING THING** gives them an opportunity to develop their reading skills. Because included with the game is Jim Morrow's new novel The Adventures of Smoke Bailey.\* So your children will have hours of fun reading the book or playing the game. And they'll be learning at the same time.

**Parental Discretion Advised.**

If you're a parent who would rather see your kids reason with aliens than destroy them, you've got plenty of reasons to ask your local software retailer for **IN SEARCH OF THE MOST AMAZING THING**. It's compatible with Apple,® IBM,® Atari,® and Commodore 64™ computers. And it offers so much fun you'll probably be tempted to play it yourself.

Or you can write us directly at: Spinnaker Software, 215 First Street, Cambridge, MA 02142.

You'll find this is one computer game that won't alienate you from your children.



© Copyright 1985  
Tom Snyder Productions, Inc.  
All rights reserved

**SPINNAKER**™  
We make learning fun.

# MOSAIC™

# 64K RAM

# SELECT™

*The only  
Compatible  
64K RAM  
for*

# ATARI 400 And 800



Now Atari® owners can go where no Atari owner has ever gone before. With the Mosaic 64K RAM Select™ you enter the world of more powerful computing with almost limitless applications!

Atari 400 owners have 64K RAM at their disposal, with 48K RAM hard-wired and four banks of 4K RAM. Atari 800 owners can expand up to 192K RAM! All with complete compatibility with Atari peripherals and software.

The owner of a 64K Select will make better use of more powerful peripherals and software. Machine language programs such as Visicalc or word processing have more workspace, up to 30%.

Programming techniques difficult, time consuming or even impossible are now practical. Such as loading DOS utilities once, page flipping, chained programs, player missile data, and/or wedges, etc. etc. etc. . . .

You'll have access to a membership in the Select Members Club to keep you updated of all the new applications! Of course, the Mosaic 64K Select is easy to install and use. No soldering and complete picture guided instructions included.\*\*

The Mosaic 64K RAM Select, the most advanced memory system available for the Atari 400/800 computers. Serious Atari owners won't settle for less.

## 64K RAM SELECT FEATURES

- 1. Unlimited software applications.
- 10. No solder installation.
- 100. Powerful, most memory available.
- 1000. No chip sockets for better reliability.
- 1001. Versatile — multiple memory configurations.
- 110. Compatible with 8K and 16K ROM cartridges.
- 111. Low power design. Less power and heat than Atari 16K RAM.
- 1000. Can emulate Atari 1200 Memory.
- 1001. 1200 software.
- 1001. Test cycled 24 hours to insure reliability.
- 1010. Larger work space for disc software (i.e., Visicalc, Word Processor, etc.)
- 1011. Four year warranty.
- 1100. Allows 400 owners to run disc drives more effectively.
- 1101. Very low cost per byte.
- 1110. Allows more powerful graphic manipulations.
- 1111. Complete users guide.
- 10000. Membership in the "Select" club.
- 10001. Powerful program library.
- 10010. Disc emulation software available for super fast loads and saves.
- 10011. Tool kit software available — never type DOS again (format, directory and much more).
- 10100. All Mosaic 64K software maintains 48K RAM for program space.
- 10101. Allows for up to 192K RAM in Atari 800.
- 10110. Can be used with Atari 16K's and Mosaic 32K's.
- 10111. Gold edge connectors.
- 11000. String arrays.
- 11001. Allows 3-dimensional data arrays.

CALL NOW FOR MORE INFORMATION  
AND YOUR NEAREST MOSAIC DEALER.  
1-800-547-2807 (IN ORE 503-655-9574)

**MOSAIC**  
ELECTRONICS, INC.

P.O. BOX 708  
OREGON CITY, OR 97045

\*Trademark of MOSAIC ELECTRONICS, INC.  
®Atari is a registered trademark of Atari, Inc.  
Mosaic is not affiliated with Atari

\*\*Cable kits required but not included with purchase.

## FEATURES

- 30 Constructing The Ideal Computer Game, Part I ..... Orson Scott Card  
 42 New Products At The Comdex/Spring Computer Show ..... Tom R. Halfhill  
 98 Techniques For Writing Your Own Adventure Game ..... Charles Perkins  
 104 Game POKer For VIC And 64 ..... Dan Carmichael

## EDUCATION AND RECREATION

- 54 RATS! ..... Mike Steed  
 64 Goblin ..... Dan Goff  
 76 SpeedSki ..... Dub Scroggin  
 85 Castle Quest ..... Timothy G. Baldwin  
 92 The Fortress Of Adnil ..... George W. Miller  
 108 Roadblock ..... Brian Holmes  
 116 Time Bomb ..... Doug Smoak

## REVIEWS

- 120 Copy-Writer Word Processor ..... Louis F. Sander  
 123 Mastertype ..... Tina Halcomb  
 124 Claim Jumper For Atari ..... Fred Pinho  
 126 Courseware Report Card And Educational Software Directory ..... Sheila Cory  
 128 Legionnaire For Atari ..... E. P. McMahon

## COLUMNS AND DEPARTMENTS

- 6 The Editor's Notes ..... Robert Lock  
 10 Readers' Feedback ..... The Editors and Readers of COMPUTE!  
 18 Computers And Society: The Fifth Generation ..... David D. Thornburg  
 22 The Beginner's Page ..... Richard Mansfield  
 28 Questions Beginners Ask ..... Tom R. Halfhill  
 136 On The Road With Fred D'ignazio ..... Fred D'ignazio  
 142 Friends Of The Turtle ..... David D. Thornburg  
 146 Learning With Computers: A Library At Your Fingertips ..... Glenn M. Kleiman  
 150 The World Inside The Computer: Superbaby Meets The Computer ..... Fred D'ignazio  
 186 INSIGHT: Atari ..... Bill Wilkinson  
 192 Machine Language: Numeric Output, Part III ..... Jim Butterfield  
 196 Programming The TI: Planning Color Sets ..... C. Regena

## THE JOURNAL

- 156 How To Create A Data Filing System: Part I. Choosing The Right File Type ..... Jim Fowler  
 160 How To Make Backup Disks For VIC And 64 ..... Harvey B. Herman  
 165 Circles ..... Jeffrey S. McArthur  
 170 PET Uncompactor ..... David L. Evans  
 172 Statistical Test Of Commodore And Radio Shack RND ..... Brian Flynn  
 178 How The VIC/64 Serial Bus Works ..... Jim Butterfield  
 200 Atari Sound Experimenter ..... Matt Giwer  
 204 Commodore REM Revealed ..... John L. Darling  
 212 VIC Musician ..... Blake Wilson  
 216 Timex/Sinclair Screenscrolls ..... Glen Martin  
 218 Commodore 64 Video - A Guided Tour, Part VI ..... Jim Butterfield  
 221 Atari Artifacts ..... Judson Pewther  
 224 All About The Commodore USR Command ..... John L. Darling  
 230 Commodore Programmer's Alarm Clock ..... Bruce Jaeger  
 233 Stars ..... George Trepal  
 235 Visiting The VIC-20 Video, Part III ..... Jim Butterfield  
 239 Atari Laser Gunner II: A Vertical Blank Enhancement ..... Thomas A. Marshall  
 242 TI Mailing List ..... Doug Hapeman  
 246 VIC Bitmapping ..... C. D. Lane

- 112 **COMPUTE!'s Author Guide**  
 132 **How To Type COMPUTE!'s Programs**  
 134 **A Beginner's Guide To Typing In Programs**  
 252 **COMPUTE! Modifications Or Corrections To Previous Articles**  
 255 **News & Products**  
 268 **Product Mart**  
 272 **Advertisers Index**

**NOTE: See page 132 before typing in programs.**

## GUIDE TO ARTICLES AND PROGRAMS

V/64  
 P/64  
 V/64/AT/TI/AP  
 V  
 AT  
 T/S  
 AT  
 V  
 AP/P/64  
 AT/AP  
 AT  
 AT  
 TI  
 V/64  
 AT  
 P  
 P/N/64/ICC  
 V/64  
 AT  
 P/N/64  
 V  
 T/S  
 64  
 AT  
 P/N/64  
 P/N/64  
 C  
 V  
 AT  
 TI  
 V

**AP** Apple, **AT** Atari, **P** PET/  
 CBM, **V** VIC-20, **O** OSI, **C**  
 Radio Shack Color Com-  
 puter, **64** Commodore 64,  
**T/S** Timex/Sinclair, **TI** Texas  
 Instruments. \*All or several  
 of the above.

**COMPUTE! The Journal for Progressive Computing** (USPS: 537250) is published 12 times each year by COMPUTE! Publications, Inc., P.O. Box 5406, Greensboro, NC 27403 USA. Phone: (919)275-9809. Editorial Offices are located at 505 Edwardia Drive, Greensboro, NC 27409. Domestic Subscriptions: 12 issues, \$20.00. Send subscription orders or change of address (P.O. form 3579) to Circulation Dept., **COMPUTE!** Magazine, P.O. Box 5406, Greensboro, NC 27403. Second class postage paid at Greensboro, NC 27403 and additional mailing offices. Entire contents copyright © 1983 by COMPUTE! Publications, Inc. All rights reserved. ISSN 0194-357X.

**TOLL FREE**  
**Subscription**  
**Order Line**  
**800-334-0868**  
 In NC 919-275-9809



# EDITOR'S NOTES

---

## The Magazine Epidemic

It's mildly distressing to observe the rash of new computer magazines in preparation or now being launched. While some appear to be the result of dedicated, sincere efforts at serving a market niche, and serving it well, many seem to be efforts to simply get something on the shelf.

It would seem that every publisher, large and small, in the country has suddenly discovered the personal computer marketplace. We welcome those of you providing genuine readership; we'll reserve comment on those of you who are slapping a computer label on inferior editorial matter as a medium for selling advertising. We're firm believers in the inherent decision-making strength of the free marketplace. Time will tell.

## The New Computers

Will the surge of intelligent keyboards for game machines have a massive impact on personal computer sales? We think not. With Atari, Commodore, and TI battling it out in the price trenches, we expect to see the less than \$100 market begin to expand in the features area. Principal change: more memory

at less cost. And we'll just keep growing from there.

## Random Bits

IBM's home computer (code name Peanut) is now rumored to appear by August. We expect this baby PC to come in as a mid-market machine with superb design, lots of support, and a slightly high price point in the \$600 range. From a marketing/value added standpoint, the IBM name and reputation carries clout and has consumer impact. If and when it arrives, it will be an interesting competitor for the Commodore 64 and the soon-to-be-introduced Atari 600 and 800XL.

We hear that John Wiley, the book publishing house, is hard at work setting up a magazine staff to launch a personal computer magazine. Atari, Inc. has decided to accept advertising in their users magazine. As with Commodore publications, expect serious restraints on what type of advertising is allowed. Rumor has it that Atari won't be accepting game software advertising. We find *that* one hard to believe.

CBS is now looking for an entry into the computer magazine market. Rich Richmond,

formerly Adventure International Marketing Manager, prepares to launch an Atari magazine (should we say "Another one..."?). All of this after unsuccessfully trying to raid **COMPUTE!**'s staff for several weeks.

Commodore, now in the publishing business, has become distant with **COMPUTE!** and *COMPUTE!'s Gazette* editors. We've always maintained that there's intrinsic value in independence.

Next month: The Consumer Electronics Show and a flock of exciting new products. We just returned from the National Computer Conference in Anaheim and, as far as the personal/home market goes, it simply makes us long for the arrival of CES. One point worth noting: several hundred exhibitors at this multi-million dollar show were housed in quasi-permanent, inflatable Quonset huts. Air conditioning failed and by late Monday, May 16, internal temperatures approached 115. So much for state-of-the-art technology at a state-of-the-art show.





# ATARI® DOES MORE THAN ANYONE ELSE TO GIVE YOU TWO HELPFUL KINDS OF COMPUTER SERVICE.

## LOCAL.

## LONG DISTANCE.



If you need someone to fix your ATARI® Video Game or Home Computer, you'll find the best place is also the closest.

We have over 1,600 ATARI SERVICE<sup>SM</sup> Centers coast to coast; just look in the Yellow Pages under Video Games or Computers.

And if you have any kind of question about your

ATARI Home Computer—how to do something new with it, how to debug one of your own programs, what kind of peripherals are best—call the ATARI Help Line and talk to an ATARI expert. Our toll-free number is 1-800-538-8543.\*

At ATARI SERVICE, we take care of you. As well as your ATARI system.



## WE ANSWER YOUR CALL FOR HELP

\*California: 1-800-672-1404

 © 1983 Atari, Inc. All Rights Reserved. ©\*A Warner Communications Company

Publisher/Editor-In-Chief Publisher's Assistant	Robert C. Lock Alice S. Wolfe
Senior Editor Managing Editor Assistant Managing Editor Production Editor Features Editor Technical Editor Program Editor Assistant Editors	Richard Mansfield Kathleen E. Martinek Tony Roberts Gail Walker Tom R. Hoffhill Otis R. Cowper Charles Brannon Dan Carmichael Lance Etio
Assistant Features Editor Assistant Copy Editor Editorial Assistant Programming Assistants	John Blackford Juanita Lewis Kathy Yaik Patrick Parrish Gregg Peele Jonathan Byrd
Administrative Assistants	Vicki Jennings Laura MacFadden Julia Fleming
Copy Assistants	Becky Hall Sarah Johnston Linda Shaw
Associate Editors	Jim Butterfield, Toronto, Canada Harvey Herman, Greensboro, NC Fred D'Ignazio, 2117 Carter Rd. S.W. Roanoke, VA 24015 David Thornburg P.O. Box 1317, Los Altos, CA 94022
Contributing Editor	Bill Wilkinson
COMPUTE!'s Book Division Editor Assistant Editor Administrative Assistant Artist	Orson Scott Card Stephen Levy Carol Ectay Janice Fory
Art Director/Production Manager Assistant Artists	Georgia Papadopoulos Irma Swain De Potter Jean Hendrix
Typesetting Illustrator Promotion Assistant Production Assistant	Terry Cash Harry Blair Todd Heimark Dai Rees
Associate Publisher/ National Advertising Sales Manager Advertising Coordinator Advertising Accounts Sales Assistant	Andy Meehan Patti Williams Bonnie Valentino Rosemarie Davis
Operations/Customer Service Manager Assistants	Carol Lock Patty Jones Shannon Meyer
Dealer Coordinator Assistants	Fran Lyons Gail Jones Sharon Minor
Assistants	Christine Gordon Cassandra Robinson Mary Sprague Dorothy Bogan Chris Patty Rhonda Savage Lisa Flaherty Carol Dickerson
Shipping & Receiving	Jim Coward Larry O'Connor Chris Cain John B. McConnell
Data Processing Manager Assistant	Leon Stokes Joan Compton
Accounting Manager Bookkeeper Accounting Assistants	W. Jerry Day Ellen Day Linda Miller Doris Hall
Assistants	Ruth Granger Anna Harris Emilie Covit Anne Ferguson
Robert C. Lock, President W. Jerry Day, Vice-President and Comptroller E. Norman Graham, Vice-President and General Counsel Kathleen E. Martinek, Assistant To The President Sonya Whitesell, Executive Assistant Debbie Nash, Receptionist	

## Coming In August

**The Coming Year:  
Interviews With  
Industry Experts**

**CES: The Fall Computer  
Collection**

**Weather Forecasting On  
Several Computers**

**Neat Numbers For VIC  
3-D Color Computer Art**

**Atari Verify  
And Three Excellent  
Games**

COMPUTE! Publications, Inc. publishes:

**COMPUTE!**  
The Journal for Programmers Computing

**COMPUTE! Books**

Telephone: 919-275-9809

Corporate office:  
505 Edwardia Drive,  
Greensboro, NC 27409 USA

Mailing address: **COMPUTE!**  
Post Office Box 5406  
Greensboro, NC 27403 USA

### Subscription Information

**COMPUTE! Circulation Dept.  
P.O. Box 5406  
Greensboro, NC 27403**

**TOLL FREE Subscription Order Line**

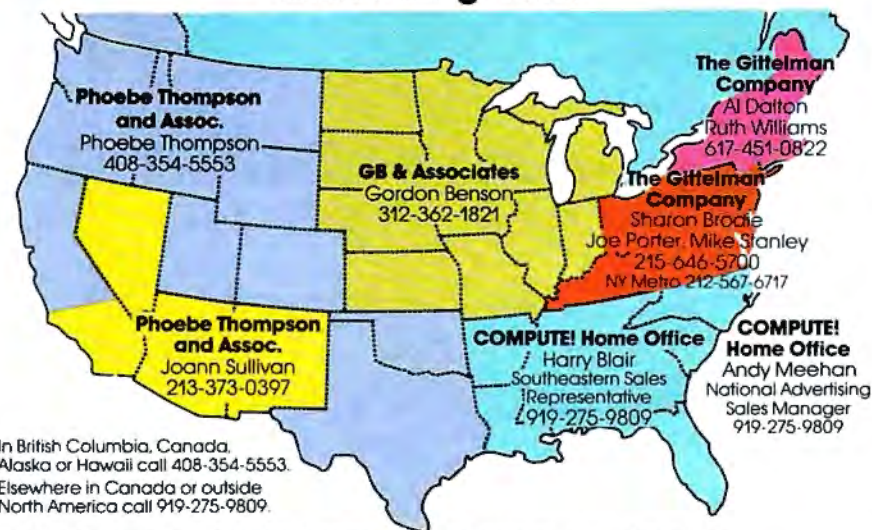
**800-334-0868**

In NC 919-275-9809

### COMPUTE! Subscription Rates (12 Issue Year):

US	(one yr.) \$20	Air	
	(two yrs.) \$36	Europe, Australia	\$38
	(three yrs.) \$54	Middle East, Central America and North Africa	\$48
Canada and Foreign Surface Mail	\$25	South America, South Africa, Far East	\$68

## Advertising Sales



In British Columbia, Canada,  
Alaska or Hawaii call 408-354-5553.  
Elsewhere in Canada or outside  
North America call 919-275-9809.

**Phoebe Thompson  
and Associates**  
101 Church Street  
Suite 13  
Los Gatos, CA 95030  
PHOEBE THOMPSON

**Phoebe Thompson  
and Associates**  
2556 Via Tejon  
Palos Verdes Estates,  
CA 90274  
JOANN SULLIVAN

**GB & Associates**  
P.O. Box 335  
Libertyville, IL 60048  
GORDON BENSON

**COMPUTE!  
Home Office**  
505 Edwardia Drive  
Greensboro, NC 27409  
HARRY BLAIR  
Southeastern Sales Representative

**The Gittelman Company**  
Statter Office Building  
Suite 518  
20 Providence Street  
Boston, MA 02116  
AL DALTON  
RUTH WILLIAMS

**The Gittelman Company**  
Summit Office Center  
7266 Summit Avenue  
Fort Washington, PA 19034  
SHARON BRODIE  
JOE PORTER  
MIKE STANLEY

**Address all advertising materials to:**  
Patti Williams  
Advertising Production Coordinator  
**COMPUTE!** Magazine  
505 Edwardia Drive  
Greensboro, NC 27409

Authors of manuscripts warrant that all materials submitted to COMPUTE! are original materials with full ownership rights resident in said authors. By submitting articles to COMPUTE!, authors acknowledge that such materials, upon acceptance for publication, become the exclusive property of COMPUTE! Publications, Inc. No portion of this magazine may be reproduced in any form without written permission from the publisher. Entire contents copyright © 1983, COMPUTE! Publications, Inc. Rights to programs developed and submitted by authors are explained in our author contract. Unsolicited materials not accepted for publication in COMPUTE! will be returned if author provides a self-addressed, stamped envelope. Programs (on tape or disk) must accompany each submission. Printed listings are optional, but helpful. Articles should be furnished as typed copy (upper- and lowercase, please) with double spacing. Each page of your article should bear the title of the article, date and name of the author. COMPUTE! assumes no liability for errors in articles or advertisements. Opinions expressed by authors are not necessarily those of COMPUTE!.

PET, CBM, VIC-20 and Commodore 64 are trademarks of Commodore Business Machines, Inc., and/or Commodore Electronics Limited  
Apple is a trademark of Apple Computer Company

ATARI is a trademark of Atari, Inc.  
TR99/4A is a trademark of Texas Instruments, Inc.  
Radio Shack Color Computer is a trademark of Tandy, Inc.



## AN INFORMATION MANAGEMENT SYSTEM FOR YOUR COMMODORE COMPUTER

InfoPro is a menu driven and interactive "information management" system for the Commodore 8032 computer. InfoPro uses "friendly" screen prompts that "guide" you from function to function. This makes InfoPro unusually easy to learn and just as easy to operate.

For Mailing List applications InfoPro can print up to 8 labels across and even has a built in "structure" with fields already pre-set. This structure can easily be changed to fit many other types of office jobs.

Another extremely powerful feature of InfoPro is Super Scan. The Super Scan feature acts like an "electronic filing cabinet" and provides the user with almost instantaneous access to the data stored in a file. The powerful Report Generator allows you to "select" information for printing based on up to 5 different parameters or criteria and to perform various math functions.

Another powerful and indispensable feature is InfoPro's ability to interact with the WordPro family of word processing programs. This provides the user with a "link" from the area of data information

management to the area of word processing, allowing the user to manipulate, sort, and select data by certain criteria, which can then be inserted into "personalized" letters, documents, overdue notices, etc. InfoPro will also allow you to ADD, DELETE or CHANGE your information "fields" any time you wish. This means that as your business changes, InfoPro has the flexibility to change with it.

As with all Professional Software products, InfoPro comes complete with a professionally written and fully-tested user oriented manual. InfoPro also includes a program ROM, and InfoPro System Diskette.

Start managing your information today.

Call us today for the name of the Professional Software dealer nearest you.

### Professional Software Inc.

51 Fremont Street  
Needham, MA 02194  
Tel: (617) 444-5224  
Telex: 951579

WordPro™ and InfoPro™ are registered trademarks of Professional Software

# READERS' FEEDBACK

The Editors and Readers of COMPUTE!

## 64 Screen Problems

I own a Commodore 64 computer. While I am quite pleased with its performance, there is a problem. Any program that uses the BASIC commands GET or INPUT causes severe interference in the form of many white (silver) horizontal lines which shoot across the color TV screen.

I also purchased some software (namely *The Word Machine* and *The Name Game*) from Commodore and these programs exhibit that same, quite annoying, problem. I might add that three friends here in Albany who also own the C-64 have the exact same problem. I have heard that Commodore replaced a video chip in the later models (of which mine is one) and that there are problems with this new chip.

My question is: will Commodore solve what may be a very large (in number of computers) problem? My warranty is close to expiration.

Donald G. Weiser

*This is probably the question we're asked most about the Commodore 64. The problem that you are referring to has come to be known as "sparkle."*

*The problem starts with the 64's character ROM, and the sparkle is caused by the way the 64 generates its characters to put onto the screen.*

*However, this problem can be more than a mere inconvenience in the early machines. It can cause difficulties with some programs, especially games. When utilizing the advanced 64 Sprite features (user defined, moveable objects), the sparkles can cause the computer to register a sprite collision when none has occurred.*

*There are some solutions. One is to make a few hardware modifications inside the 64, but this solution is frowned upon by Commodore, and may void your warranty. Another is screen relocation. It is said that if you relocate the screen memory into another area of RAM, the sparkle will disappear.*

*As for the number of units plagued by this problem, Commodore's estimate is five percent. It should be noted though, that almost all of the early models had sparkle, and as of this writing the problem is apparently still not solved. As a matter of fact, **COMPUTE!** recently purchased two 64s for testing purposes, and one has a very severe "sparkle" problem.*

*In answer to your question on repairs, Commodore has no set policy in this area. For units that are under*

*warranty, Commodore says that it will attempt to repair anything with which the customer is dissatisfied.*

*Concerning units out of warranty, Commodore had no comment. However, a number of computer dealers and repair centers have stated that they will install the new or updated character ROMs if they can get them from Commodore. Commodore has said that they have not yet decided whether or not they will make the new character ROMs available to the service centers.*

## A Timex/Sinclair Tip

I have sometimes experienced problems on my ZX81 while changing line numbers. A line 30 that I am unable to delete, for instance, might appear after a line 2000. As a solution of sorts, I came up with the following short routine (also applicable to the T/S 1000) which allows me to locate the line in memory and POKE in a valid line number. This routine gives the location in memory of a program by line number. RUN it by typing GOTO 9500. After INPUTting a particular line number, it will tell you the length of that line and how long the program is through the end of that line. As you can see in the sample run, the portion of the program considered here is 516 bytes long (incidentally, line 1 will not work in this test).

John B. Swetland

```
1 LET TEST=9500
10 LIST
9500 PRINT"ENTER LINE NUMBER"
9502 PRINT
9503 INPUT AQ
9504 LET N=16509
9505 LET N=N+2
9506 LET N=N+(PEEK N)+(PEEK(N+1)*256)
9507 LET N=N+2
9508 IF (PEEK N*256)+(PEEK(N+1))=AQ THEN
PRINT;"LINE ";AQ;" STARTS AT ";N
9509 IF (PEEK N*256)+(PEEK(N+1))=AQ THE
N GOTO 9511
9510 GOTO 9505
9511 PRINT
9512 LET I=(N+50)
9513 FORR J=N TO I
9514 IF PEEK J=118 THEN PRINT"LINE ";AQ;"
ENDS AT ";J
9515 IF PEEK J=118 THEN GOTO 9517
9516 NEXT J
9517 PRINT
```

# Look to the future with . . .



is the #1 selling printer interface for VIC20® and Commodore 64 computers because it works.

The "CARD/PRINT" works with all of these parallel printers without any modification to the printer: Epson MX-80 & EPSON MX-100 (with or without GRAFTRAX+), EPSON FX-80, EPSON FX-100, STAR MICRONICS DP 8480, STAR MICRONICS GEMINI 10, STAR MICRONICS GEMINI 15, PROWRITER, C-ITOH 8510, STARWRITER, SMITH CORONA TP-1, BYTEWRITER, MPI 88, MPI 99, DATA IMPACT D-92, OKIDATA 80, OKIDATA 82, OKIDATA 83, OKIDATA 84, OKIDATA 92, OKIDATA 93, TRANSTAR 130, TRANSTAR 140, IDS MICROPRISM, IDS PRISM (IDS printers require IDS cable P/N 603-673-9100), MENNEMANN TALLY MT-160, MANNESMANN TALLY 1000, NEC 8023, AXIOM GP-100, TANDY CGP-115 PRINTER/ PLOTTER and many more.



- INCLUDES ALL NECESSARY PLUGS CABLES AND HARDWARE
- REQUIRES NO SOFTWARE DRIVERS JUST PLUG IT IN AND PRINT
- ALL FUNCTIONS ARE UNDER USER OR PROGRAM SOFTWARE CONTROL
- ADDS SEVEN NEW COMMANDS TO INCREASE PRINTER FLEXIBILITY
- SOFTWARE SELECTABLE ASCII CONVERSION AND GRAPHICS MODES

NOTICE: CARDCO, Inc. is now offering the "PRINTER UTILITY PACKAGE" tape based program for use with our interface, a VIC 20® or a Commodore 64 and a Star Gemini series, and Epson MX or FX-80 or 100, or a PROWRITER printer. These programs include a machine language high-res screen dump, facilities to print Commodore graphics, and several sizes and styles of the "BANNER HEADLINE" type printing all for \$19.95.

See a complete line of American made Cardco Products at a computer store near you, today.

313 Mathewson • Wichita, Kansas 67214 • (316) 267-6525

# CAN A COMPUTER MAKE YOU CRY?

■ Right now, no one knows. This is partly because many would consider the very idea frivolous. But it's also because whoever successfully answers this question must first have answered several others.

● Why do we cry? Why do we laugh, or love, or smile? What are the touchstones of our emotions?

▲ Until now, the people who asked such questions tended not to be the same people who ran software companies. Instead, they were writers, filmmakers, painters, musicians. They were, in the traditional sense, artists.

■ We're about to change that tradition. The name of our company is Electronic Arts.

## SOFTWARE WORTHY OF THE MINDS THAT USE IT.

We are a new association of electronic artists united by a common goal — to fulfill the enormous potential of the personal computer.

● In the short term, this means transcending its present use as a facilitator of unimaginative tasks and a medium for blasting aliens. In the long term, however, we can expect a great deal more.

▲ These are wondrous machines we have created, and in them can be seen a bit of their makers. It is as if we had invested them with the image of our minds. And through them, we are learning more and more about ourselves.

■ We learn, for instance, that we are more entertained by the involvement of our imaginations than by passive viewing and listening. We learn that we are better taught by experience than by memorization. And we learn that the traditional

distinctions — the ones that are made between art and entertainment and education — don't always apply.

## TOWARD A LANGUAGE OF DREAMS.

In short, we are finding that the computer can be more than just a processor of data.

● It is a communications medium: an interactive tool that can bring people's thoughts and feelings closer together, perhaps closer than ever before. And while fifty years from now, its creation may seem no more important than the advent of motion pictures or television, there is a chance it will mean something more.

▲ Something along the lines of a universal language of ideas and emotions. Something like a smile.

■ The first publications of Electronic Arts are now available. We suspect you'll be hearing a lot about them. Some of them are games like you've never seen before, that get more out of your computer than other games ever have. Others are harder to categorize — and we like that.

**WATCH US.** We're providing a special environment for talented, independent software artists. It's a supportive environment, in which big ideas are given room to grow. And some of America's most respected software artists are beginning to take notice.

● We think our current work reflects this very special commitment. And though we are few in number today and apart from the mainstream of the mass software marketplace, we are confident that both time and vision are on our side.

▲ Join us.

We see farther. **ELECTRONIC ARTS™**





**SOFTWARE ARTISTS?** "I'm not so sure there are any software artists yet," says Bill Budge. "We've got to earn that title." Pictured here are a few people who have come as close to earning it as anyone we know.

☛ That's Mr. Budge himself, creator of PINBALL CONSTRUCTION SET, at the upper right. To his left are Anne Westfall and Jon Freeman who, along with their colleagues at Free Fall Associates, created ARCHON and MURDER ON THE ZINDERNEUF.

● Left of them is Dan Buntzen of Ozark Softscape, the firm that wrote M.U.L.E. To Dan's left are Mike Abbot (top) and Matt Alexander (bottom), authors of HARD HAT MACK. In the center is John Field, creator of AXIS ASSASSIN and THE LAST GLADIATOR. David Maynard, lower right, is the man responsible for WORMS?

When you see what they've accomplished, we think you'll agree with us that they can call themselves whatever they want.

```

9518 PRINT"LINE ";AQ;" IS ";J-N;" BYTES L
      ONG"
9519 PRINT
9520 PRINT J-16509;" BYTE PROGRAM (PLUS D
      IMS)"
9600 STOP
9990 INPUT H$
9991 SAVE"TEST"
9992 GOTO 1
9509 IF (PEEK N*256)+(PEEK(N+1))=AQ THEN
      GOTO 9511
9513 FOR J=N TO 1

```

### Sample Run

```

ENTER LINE NUMBER
LINE 9600 STARTS AT 17020
LINE 9600 ENDS AT 17025
LINE 9600 IS 5 BYTES LONG
516 BYTE PROGRAM (PLUS DIMS)

```

*Thank you for this handy tip. We can see where this program might also be useful in handling machine language routines.*

---

## VIC Memory Loss Cure

When using programmable characters, you lose some of your present memory. Is there any way to regain that memory without turning off the VIC?

Brian Gaetjens

*Yes, and it can be done with a few easy POKES. The most common way that memory is reserved for programmable characters is by POKEing locations 51 and 52 (the "pointer" for string storage in RAM), and locations 55 and 56 (the pointer for the limit, or "top," of memory). In the unexpanded VIC, the most common way to reserve character set space is to: POKE 51,0: POKE 55,0: POKE 52,28: POKE 56,28. This will reserve, or partition off, 512 bytes (enough for 64 programmable characters) at the top of BASIC RAM, leaving the programmer with 3069 bytes for BASIC programs. To reset the VIC to its original parameters, type: POKE 51,0: POKE 52,30: POKE 55,0: POKE 56,30. This will restore the VIC to its original configuration, and give you 3581 bytes for BASIC programming.*

---

## Monitor Sound

I currently have a 48K Atari 800 with a PERCOM disk drive. I would like to connect my computer to an RGB color monitor instead of a TV. But in doing so, I would lose all audio. Is there a way to have the sharpness of a color monitor and yet retain the sound capability necessary for the majority of Atari programs?

John C. Nardi

*First of all, check the particular brand of color monitor you intend to buy. Some monitors do have a built-in audio capability. Other solutions would be to connect*

*the audio output signal (pin 3 of the Atari's monitor plug) to your stereo system, or to an inexpensive, battery-powered amplifier available at most electronics supply houses.*

---

## An Atari/Commodore 64 Connection

Can an Atari 810 or other Atari disk drive be interfaced to a Commodore 64? I am thinking of buying a 64 as a second computer and would like to use my present Atari peripherals on the 64. Also, can the 64's SID sound chip be hooked up to an Atari?

David Lee

*Both machines could communicate over a telephone modem hookup. Alternatively, you could hook them up directly using Commodore's RS-232 cartridge and Atari's 850 interface module (through its RS-232 port). You would likely be unsatisfied, though, at the slow rate by which data would be transferred between the two computers. Likewise, attempting to communicate to the SID chip from the Atari would be awkward. The whole would probably be less than the sum of the parts if you tried to gang these computers together and think of them as a team.*

*Atari and Commodore use very different peripheral buses (interface plugs). Although both have a serial bus, the 64 uses a variant of the popular RS-232C bus, while the Atari uses a complex serial standard.*

---

## VIC Disk Details

I own a Commodore VIC-20. I need a disk drive now, but I do not want to get a 1541 because I may upgrade to a PET in the future and do not want to buy a whole new drive. If I use a VIC to IEEE-488 interface to a 2031 drive, will I retain all the standard Commodore disk commands? Will I need DOS for the 2031 or the 1541? Please help.

Larry Abramowitz

*You will retain all of the standard commands. One of the main reasons for the manufacturing of an IEEE-488 interface is for upgrade adaptations like the one you're contemplating. There are several such interfaces on the market now. DOS is built into both the 2031 and the 1541.*

---

## Automatic BASIC To Machine Language Converter

Is there anything on the market that will convert standard BASIC programs into machine language? I need this for my Commodore 64 and its graphics.

Ben Savage

*Your question is about speed: a program written in machine language can run a thousand times faster than the same thing programmed in BASIC. Some games,*



CRYSTAL UNIFORMITY  
ADVANCED BINDER  
REFINED LUBRICANT  
IMPROVED JACKET  
INTENSIFIED CALENDERING

# THE GOLD STANDARD

**You can wait for industry standards  
to mandate improved performance.  
Or you can have it now on Maxell.  
The Gold Standard.**

The refinements of The Gold Standard, from oxide particles to lubricant to jacket, are uniquely Maxell. And therefore, so are the benefits.

Our unique, uniform crystals assure dense oxide packing. So you begin with an original signal of extraordinary fidelity. A signal we safeguard in ways that leave industry standards in our wake.

An advanced binder bonds oxides to the base material preventing time and money-wasting dropouts. Calendering then smooths the surface for a read/write signal that stays

clear and accurate. And lubricants reduce friction between head and disk for a longer media and head life. To house it, we then constructed a new jacket heat-resistant to 140° F to withstand drive heat without warp or wear. And created the floppy disk that leads the industry in error-free performance and durability.

All industry standards exist to assure reliable performance. The Gold Standard expresses a higher aim: perfection.



**maxell**  
IT'S WORTH IT.

large sorting tasks, and other kinds of computation require that the computer run at maximum velocity. That means machine language.

There are large programs called compilers which do something similar to what you want. They take a BASIC program apart and generate a high-speed version written in "P-code," a fast-running language similar to Forth. You can expect a "compiled" BASIC program to run anywhere from 10 to 40 times faster. One minor drawback is that the compiled program will usually be somewhat larger than the original BASIC version.

There are also "optimizing" compilers which, during the process of compilation into P-code, also rearrange the program's structure to maximize efficiency. For example, the most commonly used variables in the program might be stored in zero page (the computer's first 256 memory cells) where storage and retrieval is far faster than it would be higher up in memory.

In any case, there is no way to turn BASIC programs into true machine language. You might want to use compilers for some programs, but also learn to program in machine language for those situations when speed is of the essence. Compiler programs for various computers are advertised in **COMPUTE!**

## Retirement Planning

I read with interest the article in **COMPUTE!** on retirement planning (April 1983). It is reassuring that retirement planners are finally acknowledging that inflation may be here to stay. Unfortunately, the program assumes that inflation will stop on the day you retire. A pleasant assumption, but one that could result in a lot of retirees who may not be able to afford subscriptions to **COMPUTE!** ten years down the road.

I have found the following program extremely useful for computing with my Atari 400, how much capital I would actually need in order to retire early. The program assumes:

1. That inflation will continue at a constant rate, and your yearly expenses will increase at this rate.
2. That you wish to spend your capital after retirement.

```
10 ?"ENTER CAPITAL AT RETIREMENT":  
  INPUT A:?  
20 ?"ENTER EXPECTED RATE OF INFLATION":  
  INPUT B:?  
30 ?"ENTER YEARLY ANTICIPATED RETURN  
  ON INVESTMENTS AFTER TAXES AND  
  INFLATION:INPUT C:?  
40 ?"ENTER YEARLY EXPENSES LESS ANY  
  INDEXED PENSION PLAN OR SOCIAL  
  SECURITY BENEFITS":INPUT D:?  
50 ?:"YEAR";,"INCOME";,"CAPITAL"  
55 Y=0  
60 INC=INT(D*(1+B/100)^Y)  
70 Y=Y+1  
80 Z=B+C  
90 A=INT(A*Z/100+A)-INC  
100 ?Y,INC,A
```

```
110 IF A<0 THEN ?"CAPITAL EXHAUSTED":END  
120 GO TO 60
```

Craig Cole

## More Atari Automation

I'm writing in response to Joseph Wrobel's program, "Automate Your Atari" (January 1983). The following program neatly displays your disk directory (in two columns if necessary) each time you boot up your system. Just run "Automate" and enter each line below for each command. For example, command #1 would be 10 GR.0: DIM N\$(17):T.60 and command #8 would be RUN without a line number. Since "Automate" counts characters, all spaces have been removed, end quotes are left off where possible, and abbreviations are used.

Rainer Forsch

```
10 GR.0:DIMN$(17):T.60  
20 POS.2,3:PRINT"FILES CONTAINED ON THIS  
  DISKETTE ARE:  
30 O.#1,6,0"D:*,*":PRINT  
40 I.#1;N$:PRINTN$:T=T+1:IFT=14THENGOS.70  
50 G.40  
60 POKE82,2:PRINT:POS.2,20:NEW  
70 POS.2,4:POKE82,20:PRINT:RET.  
RUN
```

## PET Pause

While trying out one of Commodore's Model 8032 microcomputers, I stumbled upon a key function which would be handy for program debugging. I mentioned it to one of my instructors at Wake Forest, and he suggested that I share it with your readers.

Stopping program listing or execution can be useful for finding statement errors or viewing intermediate results of a calculation. Formerly, the only way to stop a program and the screen scroll was with the RUN/STOP key. This necessitates typing in the CONT command and pressing RETURN in order to resume execution. However, if the program is stopped by means of the colon key on the top row, scrolling may be resumed merely by tapping the back-arrow key, which also serves to slow the scroll if held down.

Interestingly enough, if a pure timing loop is running, the colon key will not halt execution. However, inclusion of a PRINT statement in the loop will enable the colon/halt function.

Jonathan Kerfoot

**COMPUTE!** welcomes questions, comments, or solutions to issues raised in this column. Write to: Readers' Feedback, **COMPUTE!** Magazine, P.O. Box 5406, Greensboro, NC 27403. **COMPUTE!** reserves the right to edit or abridge published letters.



# 25

## of The Hundreds of Reasons You Ought To Be A **COMPUTE!** Magazine Subscriber:

From "The Editor's Feedback" Card, a monthly part of our continuing dialogue with readers of **COMPUTE!** These are responses to the question,

"What do you like best about **COMPUTE!**?"

1. "It is written so a beginner can read and understand it... it's layman oriented..."
2. "Clear, clean layout, good presentation..."
3. "The Atari game programs..."
4. "Best and most information on PET..."
5. "Cover to cover, and all in between..."
6. "Reviews of software and hardware..."
7. "Good balance of application and technical articles..."
8. "It is the best source of info about various levels of VIC/PET/CBM machines and applications..."
9. "The BASIC and machine language programs..."
10. "I like programs that can be typed into a computer, run, and then used right away (a program without bugs!)"
11. "That it is organized well, and covers a broad range of information concerning Atari. Keep it up! please, I'm learning..."
12. "Table of contents listings and computer guide to articles is a great idea. Best magazine for personal home computer users..."
13. "Best I have found for VIC info..."
14. "Informative articles: 'Secrets of Atari', Game programs, especially programs that teach the reader about the Atari..."
15. "I like all the articles and programs for my computer, the PET. I've learned and found out things about it that I never even thought existed. Other magazines don't have too much material for the PET and, for that reason, I find **COMPUTE!** invaluable..."
16. "The up-to-date hardware reviews..."
17. "Machine language utilities for Atari..."
18. "Articles are terse but understandable and accurate. Utility and applications program listings very helpful..."
19. "The April, '82 issue is my first. I am impressed that you not only acknowledge the VIC-20, you even have applications for it..."
20. "I really enjoy (since I am one) the Beginner's Page..."
21. "The attention it gives to Atari and the easy-to-understand language it's written in..."
22. "It is concerned with explaining programs, not just listing them. It is the best VIC magazine I could buy..."
23. "The new table of contents 'Guide to Articles and Programs' is excellent, particularly the indication of 'multiple computer' items..."
24. "Broad range (sophistication) of programs..."
25. "You don't speak over the average user's head..."

Whether you're just getting started with personal computers, or very advanced, you'll find useful, helpful information in every issue of **COMPUTE!** Magazine. We specialize in supporting the Atari, PET/CBM, VIC-20, and Apple computers. Editorial coverage is expanding to include the TI-99/4A, the Sinclair ZX-81, and the Radio Shack Color Computer.

Every issue of **COMPUTE!** brings you user-friendly articles, applications programs, and utilities you can type right into your computer and use. To subscribe to **COMPUTE!**, or to order a sample issue, use the attached reply card or call our toll-free number. **COMPUTE!**... We're the resource for thousands and thousands of home, educational, and small business computer users. Shouldn't you be one of them?

1 year, twelve issue subscription: \$20.00 in the US.

**Call Toll Free in the US 800-334-0868**  
In NC call 919-275-9809

**COMPUTE!** Magazine is a publication of Small System Services, Inc.  
625 Fulton Street, P.O. Box 5406, Greensboro, NC 27403.

# Computers And Society

David D Thornburg, Associate Editor

## The Fifth Generation

I can hardly resist the temptation to point out that Orwell's vision for 1984 is (thankfully) not going to come true. It is interesting to note that, as with many other futurists, Orwell overestimated the amount of social change that would occur by 1984, and seriously underestimated the amount of technological innovation that will have been developed by then. While it is true that office workers in Orwell's novel dictate their letters into a "speak write," an automated stenographer/printer, much of the remaining technology is neither advanced nor inspiring.

I was reminded of the impact of technological advances as I created the first draft of this month's column on my Brother EP-20 battery-operated electronic typewriter. This marvel of design is quite compact, fits on an airplane tray table, and is almost silent. Since it retails for about \$200 and allows the user to correct up to 16 characters of text before it is printed, I would not be surprised to see this device open up whole new markets for typewriters. I never used a typewriter for rough drafts before, simply because they were too bulky. Now, this device has become my portable workstation (sadly missing the storage that would make it a terminal for my word processor), and I take it everywhere.

Is it significant that this innovation was developed by a Japanese company? As we look at the computer industry, it is clear that it is taking on a decidedly international flavor. And yet, so far, the big names in personal computers are definitely American (TI, Commodore, Atari, Apple, IBM, etc.).

### KIPS Super Computer

A recently published book, *The Fifth Generation* (Addison-Wesley, \$15.95), suggests that we must be much more aware of Japanese advances in computer technology if we are to survive as a technological nation. Far from being a "scare" book designed to erect protectionist trade barriers, *The Fifth Generation* is more a call to arms. Its authors are Edward Feigenbaum, a pioneer in the

field of artificial intelligence, and Pamela McCorduck, a science writer who has written extensively on computers and intelligent behavior in machines. The authors say that Japan has embarked on a ten-year crash program to develop a new type of super computer – a "fifth generation" machine that is called a Knowledge Information Processing System (KIPS). The KIPS is expected to be markedly different in architecture from the computers in use today. Furthermore, it is expected that users of the KIPS will interact with it very differently from the way people use computers today.

What is a KIPS? While most of today's computers are used for data processing and, with the exception of languages like LISP and Logo, most computer languages are geared towards data processing tasks, the KIPS is an optimized blend of hardware and software, tailored to perform general symbol manipulation and symbolic inference. This shift in emphasis recognizes that most of our work is nonmathematical in nature. Much of our work involves reasoning, not calculating.

### A Reasoning Machine?

Can one build a "reasoning" machine? According to Feigenbaum and McCorduck, the Japanese lack our preoccupation with this question. From their perspective, it is sufficient to note that computer systems powerful enough to be fifth generation machines will function at a level far beyond that with which we are presently familiar.

Modest projects in the development of systems that outperform human "experts" are an important result of research in artificial intelligence. For example, programs that perform certain types of medical diagnoses, analyze and propose synthetic pathways in the creation of new chemical compounds, and predict the location of geological deposits have already been implemented on existing commercial computers using languages such as LISP. Such programs must operate with both a "knowledge base" and a set of "inference procedures." To read a map, for instance, one

# OMEGA INTERNATIONAL

## SAVE ON ... COMPUTERS • MONITORS PRINTERS • PERIPHERALS • SUPPLIES\*


### STAR MICRONICS GEMINI 10



#### OMEGA SALE PRICED PRINTER

• DOT MATRIX **\$329** SALE ENDS 6/30/83

### EPSON FX-80 PRINTER



- Up To 160 cps • 11 x 9 Matrix • Pinfeed Platen
- Proportional Spacing • Graphics • Elite Pitch
- Centronics Parallel Interface • Internal 2K Ram

**NOW AVAILABLE FOR IMMEDIATE DELIVERY!**

For Our Price...CALL 1-800-343-0873 TODAY!

### SAVE ON LETTER QUALITY PRINTERS

DIABLO 620 New Low Price .....	<b>929.00</b>
DIABLO 630 w/API & cable .....	<b>1,749.00</b>
NEC 3510 SPINWRITER .....	<b>1,399.00</b>
NEC 7710 SPINWRITER .....	<b>2,045.00</b>
NEC 7730 SPINWRITER .....	<b>2,095.00</b>

### BIG SAVINGS ON ACCESSORIES

HAYES SMARTMODEM 300 Baud .....	<b>230.00</b>
HAYES MICROMODEM II (APPLE II) .....	<b>289.00</b>
MICROSOFT SOFCARD PREMIUM SYSTEM .....	<b>459.00</b>
ORANGE MICRO GRAPPLER + .....	<b>120.00</b>
PKASO PRINTER CARDS .....	<b>129.00</b>
RANA ELITE I (APPLE II) .....	<b>299.00</b>
SIGNALMAN MODEMS (MK I) As Low As ..	<b>85.00</b>

### ACCESSORIES & SUPPLIES

OMEGA Has A Complete Line of Accessories & Supplies for the Apple II and many other Popular Computers by manufacturers like:

- D. C. Hayes • Microsoft • Tymac
- M & R Enterprises • Mountain Computers
- Kensington Microware • Practical Peripherals
- T.G. Products • Videx

### SOFTWARE

Omega Carries Software by the following companies:

- American Business Systems • Ashton Tate
- Dakin 5 • Innovative Software • Microsoft
- Sorcim • Stoneware • Visicorp

### MAGNETIC MEDIA

OMEGA Stocks Diskettes by:

- Dysan • Elephant • Maxell • Verbatim

- All Equipment Factory Fresh w/ MFT Warranty
- Prices Do Not Include Shipping Charges
- Mass. Residents Add 5% Sales Tax
- All Returns Subject To Restocking Fee

**CUSTOMER PICKUP NOW AVAILABLE**  
334 R Cambridge St., Burlington, Mass.  
(617) 229-6464

### DOT MATRIX PRINTER BARGAINS

C-ITOH PROWRITER 8510 AP .....	<b>399.00</b>
IDS MICROPRISM 480 .....	<b>549.00</b>
OKIDATA MICROLINE 92 (NEW) .....	<b>549.00</b>
OKIDATA MICROLINE 93 (NEW) .....	<b>859.00</b>

### MONITOR SPECIALS FROM OMEGA

AMDEK 300 G .....	<b>139.00</b>
AMDEK 300 A .....	<b>165.00</b>
NEC JB1260 .....	<b>119.00</b>
NEC JB1201 M .....	<b>169.00</b>
USI Pi-2 12" GREEN MONITOR .....	<b>159.00</b>
USI Pi-3 12" AMBER MONITOR .....	<b>179.00</b>



\* PRICES, SPECIFICATIONS AND AVAILABILITY OF ADVERTISED MERCHANDISE SUBJECT TO CHANGE WITHOUT NOTICE

UNADVERTISED SPECIALS ON • COMREX • EPSON • NEC • IDS PRISM • OKIDATA

# OMEGA INTERNATIONAL

334 R CAMBRIDGE STREET, BURLINGTON, MA. 01803

must have both maps to read and a procedure for reading them.

## Intuitive Solutions

The fifth generation KIPS will be built around the collection of vast amounts of data and the collection of problem-solving techniques that range from rigid deterministic methods to those that mimic the human ability to act on "hunches." You need not become embroiled in the machine intelligence controversy to appreciate that such systems have the potential to completely redefine computers, their use, and their place in society.

In order to create the KIPS, advances are required in both computer hardware and software. The computers we are familiar with operate in serial fashion. Instructions are executed one at a time. This type of computer architecture was developed by John von Neumann, and speed limitations in such computer systems are caused by the "von Neumann bottleneck" – processing instruction by instruction, byte by byte. In order to create faster computers, the fifth generation machines may favor a system using many processors in parallel.

## A Billion Inferences Per Second

To appreciate the need for this approach, you should remember that the KIPS is to be used primarily for the linking of a knowledge base by symbolic representations (e.g., a *sparrow* is a *kind of bird*), or for the representation of rules (e.g., *if the temperature is over 400 degrees, then the boiler must be turned down*). To be used effectively, a problem-solving program must scan its library of "IFs" to find one relevant to the problem at hand. Finding this needle in the knowledge-based haystack of the size anticipated by the Japanese will require much more computational horsepower than we have seen to date. For example, today's big computers are capable of executing no more than 100,000 logical inferences per second (LIPS). (One logical inference corresponds to one IF/THEN statement.) A personal computer such as an Apple II might execute (depending on the language chosen) about 100 LIPS. The KIPS will be designed to execute up to a *billion* LIPS.

Such achievements are not the result of hardware alone. Interestingly, the language of present interest to the KIPS project leaders has already been developed by the Europeans – PROLOG.

How feasible is this project? There is much diversity of opinion on this topic, but there is consensus that, even if the project goals are not met in the allotted ten years, the interim results will most certainly change the nature of computers and computing. As Feigenbaum and McCorduck say:

*Word literacy has given us power, access to*

*an opulent, soaring world of mind – an alteration of thought processes – that is denied the illiterate. Computing literacy, even in its present form, opens still another world, one that all eventually may enter as routinely as they enter the world of letters, and it will confer perhaps even more power than the mighty pen and press have already given us. This is not idle promotion. As human muscle-power has been amplified by many special-purpose machines, so human mind-power will be amplified. The computer will change not only what we think, but how.*

©

Use the card  
in the back  
of this magazine  
to order your  
**COMPUTE! Books**

## COMPILE ATARI BASIC AND FLY!



With ABC™, Monarch's new BASIC compiler for ATARI 400 and 800, you develop and debug programs using your ATARI BASIC cartridge, then use ABC to transform them into compact code that runs up to 12 times faster, without the cartridge (and protects your source code, too). 40K and disk required. For your ABC diskette and manual, send check or money order for \$69.95 (or \$9.95 for manual alone). **Monarch Data Systems**  
P.O. Box 207, Cochrane  
MA 01778, (617) 877-3457.



Mastercard/Visa by phone. Dealer inquiries invited. Mass. residents add 5% sales tax. ATARI, ATARI 400, and ATARI 800 are trademarks of ATARI, Inc.

# GO WITH THE WINNER

If you wanted to bet on the horses, you'd get advice from somebody who'd been a success at betting on the horses.

So it's only reasonable to demand that the blackjack program you buy be one with a PROVEN system from a PROVEN winner at blackjack. Not from some anonymous programmer who can't change the filter in his coffee-maker. Not from some Sunday afternoon sports analyst, but from a man whose "Winningest System" earned him appearances on CBS Television's *60 Minutes* — and a penthouse in Las Vegas. Ken Uston.

Now, Ken Uston and Intelligent Statements™ can help make you a winner three ways — three ways that add up to make Ken Uston's *Professional Blackjack* truly the winningest blackjack program ever!

## WINNING FEATURE #1 An Unbelievable Program

Ken Uston's *Professional Blackjack* is a real winning program, with features unavailable on any other program at any other price. It's the most complete and realistic blackjack game money can buy. You'll meet the same playing opportunities that you'd face at a real blackjack table — at your choice of over 70 Nevada and Atlantic City casinos, each with its own set of rules and variations. Or you can create your own casino, manipulating sixteen different game variables to produce

an unbelievable 39,813,120 different playing situations. Select the number of decks in the shoe, vary the dealing speed, and much, much more. And all your data is accurately displayed, so you can play the strategy you like and get the feedback you need to win.

## A Teaching System for Winners

Ken Uston's *Professional Blackjack* is the most thorough and authoritative teaching system you can buy. Now you can learn all of

Ken Uston's computer-optimized card-counting strategies, from basic to advanced levels. Menu-driven interactive drills — augmented by superb documentation — lead you through each skill level. At any point you can choose to see accurate running counts, continuous statistical evaluations, discard deck totals and instructional prompts, complete with sound effects. So you develop and refine the skills you need to WIN BIG.



# Ken Uston's PROFESSIONAL BLACKJACK



## WINNING FEATURE #2 An Unbelievable Free Offer

In the package containing this winning program, we'll include, absolutely free, a coupon that entitles you to a free copy of *Million Dollar Blackjack*, Ken Uston's authoritative text on the game of blackjack — an \$18.95 value! This book fully describes the blackjack system that won Ken Uston a reputation as the world's foremost blackjack player and rocketed him to nationwide fame in his appearances on *60 Minutes*. This is the system that made Uston such a threat to casinos that he's been barred from their playing tables — and it's implemented fully in this program and described in-depth in this book. If you want to investigate the reasoning behind the winningest blackjack system ever designed, this book is a must. If you want to LEARN the system, quickly and painlessly, this program is a must. We're offering you both — at a winning price.



IBM PC™ REQUIREMENTS: 48K RAM, disk drive, PC-DOS®, 80-character display. Color and monochrome versions supplied with each package.

APPLE II\*\* REQUIREMENTS: DOS 3.3, 48K RAM, disk drive, 40-character display.

OSBORNE I™ REQUIREMENTS: Standard Osborne I package.

ATARI\*\* 400/800/1200 REQUIREMENTS: 48K RAM and one disk drive.

Display shows actual photograph of IBM PC version. Apple and Atari color graphics and Osborne monochrome graphics are similar. Versions for TRS-80\*\* and other brands will be available shortly.

## WINNING FEATURE #3 An Unbelievably Low Price

The price for the winningest blackjack system ever is a winner, too. Including the software, the coupon and thorough documentation, *Ken Uston's Professional Blackjack* is an amazingly low \$69.95. There are other programs that cost less and offer less. There are other programs that cost more and still offer less. This program is the winner, hands down.

Don't bet your money on losers. Play the system that made Ken Uston the world's winningest blackjack player. Only from Intelligent Statements. Try your dealer — or, if he doesn't have it, call 1-800-334-5470 today.

Be a winner with Intelligent Statements software.

**intelligent  
statements**

GROWN-UP GAMEWARE



# THE BEGINNER'S PAGE

Richard Mansfield, Senior Editor

## Writing A Simulation Game

*There are three basic types of computer games: arcade, adventure, and simulation games. Let's briefly look at the characteristics of arcade and adventure games and then write a simulation.*

### Realtime Action

Arcade games feature what's called *realtime* action. Unlike chess or bridge, things happen fast. You can't sit back and plan your next move; you must react immediately to the space invaders. In other words, events take place at the same speed as they would in reality: *realtime*.

Arcade games also have a strong appeal to the eye and ear. There is much animation, color, and sound. In fact, your ability to respond quickly and effectively depends in part on all the clues you get from the graphics and sound effects. Strategy, while often an aspect of arcade play, is clearly secondary. These games are a new kind of athletics: the fun of man versus machine. Like auto racing, arcade games are essentially isometric exercises – you don't run around; you just stay in one place flexing and unflexing your muscles, tensing and relaxing.

### Story And Strategy

Strategy, however, is more important in "adventure" games. The emphasis is on planning ahead and solving riddles. It can be like living inside an adventure novel. There is drama, characterization, and plot. You might start out, for example, in a forest with a shovel and a trusty, if enigmatic, companion parrot. As you try to figure out what to do next, the parrot keeps saying "piny dells, piny dells." After wandering aimlessly through the trees, it suddenly comes to you that the bird is saying "pine needles" and you dig through them and find a treasure map.

Your "character" will travel, meet friends and enemies, and have the opportunity to pick up or ignore potentially useful items such as food, magic wands, and medicine. It's customary that you cannot haul tons of provisions. You'd have to

decide whether or not to leave the shovel in the forest. Yet you might be sorry that you'd dropped it if you're involved in a cave-in later in the game.

In any case, adventure games are fundamentally verbal. The computer displays the words:

YOU ARE IN A BOAT ON A LAKE. NIGHT IS FALLING.

to which you can respond in any number of ways. You might type:

DIVE OFF BOAT.

and the computer would reply that you now see an underwater cave or whatever. You move through the scenes the way a character moves through a novel. There is generally no penalty if you take time to plan your next move. It's not *realtime*.

### Imitations Of Life

The third category, simulation, is the least common kind of computer game. This is because to really imitate something, to *simulate* it effectively, you need lots of computer memory to hold lots of variables. However, memory has recently become far less expensive so we can expect to see increasingly effective simulation games. *Star Trek* and *Hammurabi*, both simulations, have long been popular home computer games. Although they are similar to adventure games, simulations are random. That is, there is no secret to discover, no puzzle to solve, no plot. Like real life, things happen with unpredictable, complex results.

Here's a program which simulates investing. The key to simulating is to arrange realistic *interactions* between variables. Look at line 600. If there is "international unrest," the price of gold (PGLD) goes up and the price of Bundtfund stock (PB) goes down. This relationship between gold, stock, and an international crisis is true to life. Alternatively, stock goes up and gold goes down in line 700 during a "market rally."

The game allows you to make investment decisions, and then a "month" passes during which the value of your investments will go up or down. In line 510, three variables are given ran-



# DYNACOMP

*The Leading Distributor Of  
Microcomputer Software*

**PRESENTS**

## **PERSONAL FINANCE SYSTEM:**

One of the most complete financial management packages available. Keeps track of all tax deductible items, bank deposits, monthly charges, cash payments and more.

Personal Finance System automatically deducts check fees, gives complete financial summaries for any category on a per item, monthly or yearly basis, prints results in detail or summary form, and even plots results on a monthly bar graph. Available on diskette/disk only. *Price \$39.95 (diskette); \$42.45 (disk).*

## **BRIDGE MASTER™**

After years of success with BRIDGE 2.0, we have decided to not simply upgrade this popular card program, but to totally rewrite it! the result is BRIDGE MASTER, the best overall bridge package available.

BRIDGE MASTER *BIDS* according to the Goren point count system. It *PLAYS* following the conventions. It *SCORES* according to the rules of duplicate bridge. BRIDGE MASTER's features include continuous display of the bid and score during play, attractive screen display, score keeping and analysis, 1,000,000 different hands, and more!

BRIDGE MASTER has received rave reviews and an "A" for value (The Book of Atari Software 1983).

Available on diskette only. Requires 48K.

*Price: \$29.95 (diskette); \$32.45 (disk)*

**THESE ARE ONLY TWO OF THE HUNDREDS OF PROGRAMS AVAILABLE FROM THE DYNACOMP LIBRARY OF SOFTWARE PROGRAMS:**

- |                      |                     |                        |
|----------------------|---------------------|------------------------|
| ■ Business/Utilities | ■ Education         | ■ Engineering          |
| ■ Adventure          | ■ Thought Provokers | ■ Hardware             |
| ■ Personal Finance   | ■ Statistics        | ■ Supplies             |
| ■ Games              | ■ Card Games        | ■ And Much, Much More! |

Besides being the leading distributor of microcomputer software, **DYNACOMP** currently distributes software in over 60 countries. **DYNACOMP** provides **FRIENDLY, ACCESSIBLE CUSTOMER SERVICE** through our highly qualified and knowledgeable staff. **WE'RE AS NEAR AS YOUR TELEPHONE.**

DYNACOMP'S prices are highly competitive and we promise prompt processing of every order!

**WRITE FOR A FREE, DETAILED CATALOG**

*Daytime* *24 Hour*  
*Toll Free Order Phones:* *Message and Order Phone:*  
(800) 828-6772 (800) 828-6773 (716) 442-8731

*Office Hotline:*  
9-5 E.S.T.  
(716) 442-8960

**DYNACOMP, INC.**

1427 Monroe Avenue • Rochester, NY 14618

**DYNACOMP**  
APPLE  
ATARI  
IBM-PC  
NEC  
NORTHSTAR  
OSBORNE  
PET/CBM  
TRS-80  
SUPERBRAIN  
CP/M DISKS  
DISKETTES



# We don't care which computer you own. We'll help you get the most out of it.

**CompuServe puts  
a world of information,  
communications, and  
entertainment at your  
fingertips.**

CompuServe is the versatile, easy to use interactive videotex service designed especially for the personal computer user. It's dynamic, growing and changing daily to satisfy its subscribers' needs. It's an industry leader, created and managed by the same communications professionals who provide business information and network services to over one fourth of the FORTUNE 500 companies.



**From current events to current assets,** CompuServe offers a wealth of useful, profitable or just plain interesting information. Electronic magazines and national news wires plus worldwide weather, current movie reviews, electronic banking and shop at home services, and some of the most sophisticated financial information available are all offered to current subscribers.

**From words to music.** CompuServe offers a communications network that gives special

interest groups from hardware enthusiasts to computer composers a chance to get together. There's a bulletin board for selling, swapping, and personal notices and a CB simulator for real-time communications between subscribers. There's electronic mail, the fastest, surest, way to communicate with other users across the street or across the country, plus file retention and editing, and lots, lots more.



**Fun and games** are expected whenever computer users interact, and CompuServe has the best. Games you can play alone or with other CompuServe subscribers anywhere in the country. Classic puzzlers, sports and adventure games, and fantastic space games featuring MegaWars, the "ultimate computer conflict."

But, that's just the tip of the chip. CompuServe offers a menu of thousands of items that make subscribing educational, fun and sometimes downright profitable. If you'd like to know more about CompuServe, call toll free, 800-848-8199 to receive an illustrated guide to the CompuServe Information Service. A videotex service for you no matter which computer you own.



## CompuServe

Consumer Information Service  
2180 Wilson Rd., Columbus, Ohio 43228

**800-848-8199**

In Ohio Call 614-457-8650

An H&R Block Company

dom values. Stock can gain or lose up to 10 points (variable X), and gold can change by \$20 an ounce (Y). Variable Z will be used to simulate flipping a coin. Also notice lines 520 and 525. In 520, we determine whether or not there will be unrest. The variable CH is just a counter. Each "month," CH is raised by one. Two conditions are required for unrest to happen: in a given month, CH must be greater than 4 and it must be less than whatever X turns out to be. If both these conditions are met, CH is reset to zero and we've got international unrest. This has the effect of creating unrest roughly every four to six months. Likewise, another rhythm is set up in line 525 to cause market rallies. In both cases, however, you cannot be certain exactly when to invest in gold or in stocks.

The decision to raise or lower stock prices is made in line 530 and based on the coin toss variable, Z. Again, stocks move in opposition to gold. Prices will rise about 50 percent of the time, but you can never know what will happen in a given month.

## Suggested Complications

This is the core, a rough sketch, of an investment simulation game. There is much you can do to make it a more effective simulation and thereby a more enjoyable game. The more variables in a simulation, the better. For example, add leverage and additional "incidents" which affect prices, improve the randomizing, and include other types of investments. You could even use a separate counter which, every five years, causes the X and Y variables to swing more widely to reflect recession/recovery cycles.

As you can see, a simulation should be lifelike. It has interdependent cycles and a degree of unpredictability. Its realism derives from including a sufficient number of variables. And those variables must interact in plausible ways and with just the right amount of randomness. A simulation is a little world you create. You can define cause and effect and then fine-tune the whole thing until it seems well-balanced. Adventure and arcade games are certainly enjoyable, but this investment simulation can be built up to the point where it's just as much fun as any other kind of game.

## Mixing Styles

Of course, these three categories – arcade, adventure, and simulation – are somewhat arbitrary. Some of the best games contain elements of each. There are adventure games with graphics – you see the forest, the shovel, the pine needles. After you say DIVE, your character jumps into a lake and the screen transforms into an underwater scene. Likewise, arcade games can include the different "settings" so characteristic of adventure games. Popular arcade games such as *Tron* and

*Donkey Kong* change the playfield as you earn more points.

There are several ways to add to the appeal of our investment simulation, beyond just making it a more complex, more accurate simulation. You could add the visuals and sound of arcade games. Try creating a tickertape across the top of the screen to show price changes and news events. Maybe add a bell sound to indicate the end of further transactions. If your computer has a voice synthesizer, news events could be announced over the "radio." And from adventure games you could borrow two elements: riddles and the necessity of planning ahead. One easy way to incorporate these two elements would be to make paying taxes a part of the game. After all, the closer it is to real life, the better the simulation.

*Special Program Notes: If you have an Atari, you'll need to add semicolons (;) between the variable names and the PRINT statements to make everything print on a single line. If you have a TI, put each statement on its own separate line. In other words, you cannot use colons (:). Line 10 would be CASH=100000 and you'd need to add a line: 11 PGLD=400. If you have a Timex/Sinclair, use LET whenever a variable is defined. For example, line 10 would start: 10 LET CASH=100000. If you have a TRS-80 Color Computer, add the following line: 5 RAN-*

## Investment Simulation

```

10 CASH=100000:PGLD=400
20 PB=80
31 PRINT: PRINT" BUNDTFUND IS $"PB" PER
  SHARE.YOU HAVE "B" SHARES. -- $"PB*B
33 PRINT" GOLD IS{3 SPACES}$"PGLD" PER O
  UNCE.{2 SPACES}YOU HAVE "GLD" OUNCES.
  -- $"GLD*PGLD
34 T=PB*B+GLD*PGLD
35 PRINT"{31 SPACES}TOTAL INVESTMENTS --
  $"T
36 PRINT"{31 SPACES}YOU HAVE $"CASH" TO
  SPEND."
40 PRINT"{24 SPACES}GRAND TOTAL (INVESTM
  ENTS + CASH) $"T+CASH
45 IFCK=1THEN500
50 PRINT: PRINT"1.BUY{2 SPACES}2.SELL
  {2 SPACES}3.DONE"
60 INPUTA:IFA=3THENCK=1:GOTO31
100 PRINT"WHICH?{3 SPACES}1.GOLD
  {2 SPACES}OR{2 SPACES}2.STOCK"
110 INPUTF
120 PRINT"HOW MANY (SHARES OR OUNCES)?"
130 INPUTN
140 IFF=1THEN160
150 PRICE=PB*N:IFA=1THENCASH=CASH-PRICE:
  B=B+N:GOTO400
155 CASH=CASH+PRICE:B=B-N:GOTO400
160 PRICE=PGLD*N:IFA=1THENCASH=CASH-PRIC
  E:GLD=GLD+N:GOTO400
  
```

```

170 CASH=CASH+PRICE:GLD=GLD-N
400 GOTO50
500 CK=0:PRINT:PRINT" ONE MONTH LATER ..
.":FORT=1TO700:NEXTT:PRINT
510 X=INT((RND(1)*100)/10):Y=INT((RND(1)
*200)/10):Z=RND(1)
520 CH=CH+1:IFCH>4ANDCH<XTHENCH=0:GOTO60
0
525 IFCH=2GOTO700
530 IF Z>.5THENPB=PB+X:PGLD=PGLD-Y:GOTO3
1
540 PB=PB-X:PGLD=PGLD+Y:GOTO31
600 PRINT"INTERNATIONAL UNREST...":PGLD=
PGLD+2*Y:PB=PB-2*X:GOTO31
700 PRINT"MARKET RALLY ...{2 SPACES}":PG
LD=PGLD-2*Y:PB=PB+3*X:GOTO31

```

Use the handy reader service cards in the back of the magazine for information on products advertised in **COMPUTE!**

## Home Control System for the VIC 20



- \* Control up to 256 lights & appliances
- \* ON, OFF, ALLON, ALLOFF Commands
- \* 9 levels of Brightness
- \* Manual & Time Control Software
- \* Uses BSR remote switches
- \* Plugs into User Port

only **\$59<sup>95</sup>**

MasterCard or VISA Accepted  
Call 215-861-0850 to Order

**GENESIS COMPUTER CORP.**

1444 Linden Street  
Bethlehem, PA 18018

# VIController

# LEARN TO TYPE OR GET BLOWN TO BITS.



## MasterType™ makes typing a blast.

Now there's a typing program for the Apple II, Atari and IBM PC that dares to be fun. And it's soon to be available for the VIC-20. It's MasterType. A combination of fast-action blow 'em up video games with the best instructional programs available. The result? Highly motivating and enjoyable learning.

## MasterType earns a ten-gun salute.

Infoworld was impressed by MasterType's ability to teach and entertain. They wrote:  
"MasterType is an excellent instructional typing game. We had fun reviewing it, and we highly recommend it to those who want to learn typing in an unconventional but motivating way."

Infoworld also went on to rate MasterType as "excellent" in all four of its categories.

## MasterType teaches your fingers to fly.

MasterType. With 18 explosive learning levels, you'll either learn to type or get blown apart.

39.95. (49.95 for the IBM PC).

All require disk drive:

32K for Atari,  
48K for Apple II,  
64K for IBM PC.

# MasterType

Lightning Software®  
P.O. Box 11725, Palo Alto, CA 94306  
(415) 327-3280

# Questions Beginners Ask

Tom R. Halfhill, Features Editor

*Are you thinking about buying a computer for the first time, but don't know anything about computers? Or maybe you just purchased a computer and are still a bit baffled. Each month, **COMPUTE!** will tackle the questions most often asked by beginners.*

**Q** Are there any problems I could cause while using a computer that could permanently damage it? How about any commands used in the wrong way? In other words, what are the chances that I could do real damage to the computer by not knowing how to use it right?

**A** There's an old saying in computing that goes something like this:

*"The only way you can hurt a computer through its keyboard is to hit it with a hammer."*

Of course, this isn't completely true; spilling liquids into a computer keyboard isn't too healthy for it, either. But the general thrust of that adage is pretty certain – aside from physical abuse, a computer can't be damaged by anything you can type on its keyboard.

There's only one rare exception we've ever heard of. A certain POKE command on one Commodore PET computer (PET/CBM's with 4.0 BASIC) can drastically speed up the process by which the computer creates the screen display. If this command is left running wild, the computer keeps speeding up until it eventually self-destructs. The chances of this POKE happening by accident are extremely remote. There are 65536 memory locations in a PET that can be POKEd, and there are 256 possible numbers that can be POKEd in each location (0 to 255). Therefore, the chances of accidentally typing in that fatal POKE command are only one in 16,777,216.

Other than this rare example, you really don't have to worry about damaging the hardware of your computer system by experimenting with commands or programs. The same pretty much holds true for the devices attached to the computer. At worst, you might cause an error which traps a device in an endless loop – for example, the disk drive might keep spinning, or the printer might keep spewing forth paper. Conceivably, if the system were left unattended, the device could eventually overheat or suffer excessive wear. But if you're there, you can always stop such "run-

away" events by switching off the power. Anytime you switch off a computer or device and then switch it back on again, it resets itself.

Remember, though, we're talking about hardware damage. There are lots of ways you can cause permanent software damage. Simply typing NEW on the keyboard and pressing RETURN will wipe out any BASIC program in memory. If the program has not been saved on disk or tape, it will be lost. Likewise, certain commands can erase a program from a disk or tape, or overwrite it with something else. A wrong command, a program bug, or a typing error when entering a program listing can cause a *system crash* – your computer "locks up" (refuses to accept commands). Since the only way to recover, usually, is to switch the computer off and on again, the program in memory will be lost. But you can rest assured that the computer itself is always safe from permanent damage.

**Q** Can I do word processing with a tape recorder, or must I have a disk drive?

**A** It is quite possible to do word processing with a tape recorder.

Make sure, however, that the word processing program you buy or use is designed to work with tape. Some programs are for disk only; still others work with both.

The peripheral device which is most essential for word processing is a printer. Without a printer, you won't be able to generate a paper printout of your writing. And since the whole object of word processing is writing, a printer is indispensable. If you want to do word processing and must choose between buying a disk drive first or a printer, opt for the printer.

For casual word processing (average letter-writing, etc.) you may find that a tape recorder is a sufficient storage device. However, for more serious applications, you'll probably discover that a disk drive is necessary. Tape recorders can be reliable, but they are very slow compared to disk drives. Also, a disk drive adds flexibility to word processing. Depending on the word processing program, a disk drive can make it possible to easily store frequently used paragraphs on disk for merging with other files; to link several files together for very long documents; to merge files of names and addresses with form letters; and other advanced functions. ©

**PET/CBM/COMMODORE 64**

# PaperClip

Professional Word Processor at a Breakthrough Price

**PaperClip™** performs all the advanced features found in Word Processors costing much more. . .

- 1) Full screen editing.
- 2) Copy/Transfer sentences and paragraphs.
- 3) Insert/Delete sentences and paragraphs.
- 4) Headers/Footers/Automatic page numbering.
- 5) Justification/Centering.
- 6) User defineable keyphrases.
- 7) Supports both cassette and disk.
- 8) Variable data - Form letters.
- 9) Horizontal scrolling up to 126 characters.
- 10) Insert/transfer/erase

Also available for Commodore 64

Requires  
Basic 4.0, 32K memory.

**\$125<sup>00</sup>**  
U.S.

Call or write for the  
store nearest you.

**BATTERIES  
INCLUDED**

71 McCaul Street  
Toronto, Ontario  
Canada M5T 2X1  
(416) 596-1405

columns of numbers. 11) Add/subtract columns of numbers. 12) Supports most dot matrix and letter quality printers. In fact, a printer set-up routine is supplied to take the best advantage of the printer at hand. 13) French and Math technical character sets available.



# Constructing The Ideal Computer Game

Orson Scott Card, COMPUTE! Books Editor

*In this first article of a two-part series, the author examines currently available types of home computer games and suggests a new approach: a game where the player creates his or her own world. As an example, he describes the elements of a "game-building game" called "Railroader." It's something of a cross between traditional entertainment and computer programming.*

*Next month, the article concludes with advanced applications and specific techniques for programming Railroader on your computer.*

---

When I first bought an Atari 400, I told my wife all kinds of stories. About how computers were the wave of the future. About how our kids had to become computer literate. About how useful the computer would be.

I didn't fool her. I didn't even fool myself. I knew I was getting the machine because of the games.

And I've done my time. My *Super Breakout* game regularly tells me "Wow!" My *Centipede* scores are respectable, and my wife and I make a great team playing *Ghost Hunter*.

But now, after a couple of years with the ultimate game machine, I've discovered a dreadful secret: true home computer games are rare.

Look at your games for a minute. What are they actually doing? Most of them are doing what pinball machines are designed to do – enticing you to try to beat the machine, with the odds hopelessly stacked against you. That makes sense for arcade games. They are supposed to make money, and the only way to make money is to force you to play against the clock, pumping in as many quarters per hour as possible. When the local wizards started playing 30 minutes per quarter on the Dig-Dug machine in the corner Seven-Eleven, they flipped a switch inside it and sud-

denly the old patterns stopped working. I stopped getting 250,000 points a game – and the company started getting a lot more quarters. That's business.

But why do home games have to play that way? The arcade games are fun on the home machine, at first. But they can get frustrating or boring. After a while I begin not to care anymore whether I get above 70,000 on *Centipede*. I'm never going to "win," and I don't lose a quarter when I don't win.

There's something worse than boredom. Something a little pernicious. Teenagers who come to my house to play my games have a great time. But when my four-year-old son and I sit down to a few games of *Salmon Run* or *Picnic Paranoia*, he almost always ends up in tears. Not because I always win – I'm a nicer father than that – but because the machine always wins. He doesn't stand a chance. He can never finish. He can never accomplish anything.

Why should all those wonderful graphics, all those fantastic imaginary worlds, be devoted to either frustrating my son or programming him until he learns how to do his part perfectly?

Because that's what all but three computer games I've tried end up doing – programming the player. Rewarding and punishing me until I learn to display the correct behaviors. What are the arcade wizards, except human beings who have learned to obey the demands of a computer program?

Don't get me wrong. I still love a new arcade game. I'm in there flapping away at *Joust*, making hamburgers and McMuffins with *Burgertime*, and mastering the art of swinging on chains and ropes in *Donkey Kong Junior*. I'm as eager as anyone to find out what the next screen will look like, to find out what the programmer has created in his or her little world. But it's still the programmer's



# Brøderbund AMERICA'S FAVORITE COMPUTER GAMES

## Now for the Commodore 64



**CHOPLIFTER!™** It's the best selling game ever for the Apple. In its Atari 400/800 version, it zoomed to the top of the charts. Now CHOPLIFTER!™ is available for the Commodore 64.

Your challenge is to rescue peace-conference delegates held hostage behind enemy lines. Amid heavy fire from

tanks, missiles and planes, you heroically maneuver your daredevil chopper. You'll need all your courage and skill to survive against treacherous odds. The game's remarkable graphics and realistic joystick control won't let you give up. After all, world peace rests in your hands!

Ask your nearest Brøderbund dealer for a sneak preview of Choplifter!™ and our other Commodore 64 games; David's Midnight Magic,™ Seafox,™ and Serpentine.™

## And for VIC-20 owners, too.



**A.E.™** A runaway best-seller for the Apple II and the Atari 400/800, is a winner for VIC-20.

Giant robot stingrays designed to fight pollution have run amok and are attacking in waves from the sky. A.E.™ ("stingray" in Japanese) is a graphic masterpiece, with screen after screen of

spectacular 3-D effects. The arcade-style action is masterful too, as you launch your remotely-triggered missiles and detonate them precisely to coincide with the swooping, diving, constantly changing flight patterns of the deadly A.E.'s!

Ask your nearest Brøderbund dealer for a sneak preview of A.E.™ and our other VIC-20 games: Martian Raider,™ Multi-Sound Synthesizer,™ Seafox,™ Shark Trap,™ and Sky Blazer.™



# Brøderbund Software

Brøderbund Software 1938 Fourth Street San Rafael, CA 94901

Atari, Apple, VIC-20, Commodore 64 and IBM PC, are registered trademarks of Atari, Inc., Apple Computer Inc., Commodore Electronics, Ltd., and International Business Machines Corp. respectively.

(cartridge versions shown)

**Design the best new M\*A\*S\*H™  
video game, and you'll get  
something money can't buy.**





Fame.

That's right. F-A-M-E.

Because if the game you design is good enough, we'll make it and put your name on every one we sell.

And remember, you don't have to be a computer programmer to come up with a great game. You just have to have a great imagination, and give us a short description of your idea.

#### **IF FAME ISN'T ENOUGH, HOW ABOUT A FORTUNE?**

\$25,000 to be exact. That's how much the game contract will bring you. Guaranteed. What's more, we're giving away a whole list of prizes for the other great game ideas we get.

- Four First Prize AMC Jeeps®
- 400 Second Prize Texas Instruments 99/4A™ Home Computers.
- 4000 free Fox Video Games.

#### **EVERYBODY WINS.**

Because the new M•A•S•H game comes packaged with a smashing M•A•S•H T-shirt.

Absolutely free.

#### **HOW DO YOU GET STARTED?**

Just buy the original M•A•S•H game. The contest rules and entry blanks are in every package.

And if you win, you might say the rewards are monumental.



Games of the Century

**THE M•A•S•H™ CONTEST.  
IT'S A SMASH.**

world, not mine.

Even the adventure games, both text and graphics, usually boil down to puzzle-solving, out-guessing the programmer.

But in the home, where the family has unlimited access to the computer, there can and should be a different type of game. A different kind of play.

## What Is Really Fun?

I've noticed a couple of important things in my family. First, about myself. I almost never stay up late playing computer games. But I have been known to stay up until three or four or six o'clock in the morning working on a program. You might say that, in a way, programming is much like arcading: after all, BASIC is forcing me to react in certain patterns, and I'm only just now beginning to learn when to PEEK and when to POKE. I have been trained, right?

There is a difference – all the difference in the world. When I program, I can save the result on something a lot more permanent than a vanity board. And I'm not just charting through someone else's program – I'm creating something that never existed before, at least not in the exact form I'm giving it. When I'm through, there's a lasting result. And I can take all the time in the world. I can take the time to do it *right*.

A second thing I've noticed is the way my children play when they *aren't* using the computer. They do like a shoot-em-up game as much as other kids. But games like that are only a minority of the things they do.

They also like solving puzzles, and spend much more time doing mazes or putting together picture puzzles than they ever spend on fast-action games.

Most of all, though, their playing time is spent making things or pretending things. They spend hours with wooden or plastic building blocks, making castles or spaceships or houses or anything they can imagine. They draw and color, write stories or act out plays, dress up in costumes or read aloud from books – whether they understand the actual words on the page or not.

In fact, they do exactly what I like to do with the computer: create their own small world that works just the way they want it to work. They don't want anyone to tell them that they can't make a castle that way, or to insist that six legs are too many for a horse. "You made your *twos* backward," we tell our son, and he looks at us impatiently and says, "Let me do it my way."

How many hundreds of dollars have we sunk into our home computer? We own it, don't we? Why, then, do we have so many programs that tell *us* what to do? Why can't my children – or my wife and I, for that matter – play games that

let us tell the *computer* what to do, that let us create something that will last, that let us use the magic of the computer to make things we could never make before?

## The Few Games That Work At Home

I've found three games that approach the sort of play that only the home computer can allow – games that are neither elaborate puzzles nor quarter-stealing pinballs.

*Galahad and the Holy Grail*. At first glance, this Atari (APX) adventure game looks pretty much like other realtime graphics adventures. Only after you've played it awhile do you begin to realize that this is the first game to give you the freedom to play your own game. True, there are fast-moving knights and spiders and a persistent, maddening moth to kill you when your reflexes are too slow, and there are puzzles to solve. But there are no win conditions. The program never congratulates you and says, "That's it, you've solved it all." It's fun simply to explore the dozens of different rooms and find out what secrets they hold. It's no coincidence that my son loves to play it, and has never found it frustrating, though it is always challenging.

*Eastern Front*. This APX game isn't for children, and there are definite win conditions, but it is a war game that gives you freedom to plan your own moves, to develop your own strategy, and there are hundreds and hundreds of possible ways to play, none of them "wrong." Your decisions are shaped by events, but the events do not control you any more than you control them. (ATARI Program Exchange, 155 Moffett Park Drive, B-1, P.O. Box 427, Sunnyvale, CA 94086.)

*Facemaker*. It runs slowly, but I find that my son never gets impatient with the game from Spinnaker. The choice of facial features is very limited, but the important thing is the way the program and the child interact. It allows a child whose drawings are still very primitive to make faces that actually resemble real faces, and program them to perform a series of actions. When my son plays with *Facemaker*, he is creating something, and doing things with it that could not possibly be done without the computer. (*Spinnaker*, 215 1st St., Cambridge, MA 02142.)

## The Five Types

There are probably other games that make use of the special advantages of the home computer, but the point is that they are distressingly rare. Most of the games coming out today are variations on the same old themes:

- *Target Shoot*. The targets move, they dance, they are cute or they are menacing, but the game always consists of shooting them down.
- *Tag*. The same old targets, but you have to

The Official

# ZAXXON™

by SEGA®



The game that puts space games in perspective. Zaxxon™, one of the most popular arcade games of 1982, is now available for use with your home computer system.

Zaxxon™ technology and creativity present a 3-dimensional-like playfield which sets Zaxxon™ apart from other computer games. Zaxxon™ looks and sounds like aircraft flight, and players can soar to new levels of

home computer entertainment. From the daring attack on the enemy's floating fortress and the blazing battle against the enemy's fighter fleet to the final showdown with the deadly armored robot, Zaxxon™ challenges the skill and imagination of every player at every level of skill.

Imagine yourself the pilot, attacking the enemy fortress—climbing, diving, strafing to score points and extra fuel. The enemy fights back with a barrage of missiles and gunfire. Then you face a fleet of enemy fighters in a gripping dogfight of altitude strategy and flying skill. Survive this battle and the enemy's fortress, defended with laser barriers, then you've earned the ultimate challenge; a blazing confrontation with the pow-

erful robot, armed with a lethal homing missile.

Zaxxon™ is the one game that you must see to believe. You have to play it to feel its impact. If you're ready to face the challenge, check with your local software dealer or send check or money order with \$2.00 postage/handling. California residents add 6½% sales tax. Available on cassette or diskette. Suggested retail price \$39.95.

Available on Atari® 16K cassette, and 16 32K disk, Radio Shack® Color 32K cassette and disk, Apple® 48K disk.

**Datasoft Inc.®**  
COMPUTER SOFTWARE

9421 Winnetka Avenue  
Chatsworth, CA 91311  
(213) 701-5161  
©1982 Datasoft® Inc.

Datasoft® is a registered trademark of Datasoft Inc.®

Sega® and Zaxxon™ are registered trademarks of Sega Enterprises Inc.

catch them instead of shooting at them.

- *Coming at You*. Tag, only they're trying to catch *you* or shoot *you*, and you spend a lot of time running and dodging.

- *Scramble*. You have to get from here to there, and there are things in the way.

- *Maze*. Like scramble, only there are several routes you can follow, and you have to figure out the best one.

Have I missed anything? Even sports simulations, like the sports that inspired them, are combinations of these elements. Football is tag plus scramble – or coming at you, depending on whether you're playing offense or defense. Hockey is target shoot plus scramble. Baseball is scramble, target shoot, and tag. Lots of fun, but all these wonderful new games are just combinations of the same old things.

New, creative game elements are getting rarer. An arcade game like *Joust*, which really does introduce a whole new way to move a player on a screen, still turns into tag-plus-scramble once you master wing-flapping. *Donkey Kong Junior* has that wonderful swinging motion and the difference between two-handed and one-handed climbing, but it's still a maze with things coming at you.

What else is there?

## Games That Let You Create

What I want to see are games that let the player create things. BASIC and LISP and PASCAL and PILOT all fit the bill – but they also require mastering some pretty sophisticated concepts. They're fun, but they aren't exactly *play*. What I would like to see is something as simple as building with wooden blocks, while exploiting all the strengths of the home computer.

And what are those strengths?

1. *Time*. Running out of quarters doesn't mean you have to quit. Nobody's rushing you to finish. You can think, instead of letting the computer train your reflexes.

2. *Permanence*. You can save the result of what you've done, change it, re-use it, limited only by the number of cassettes or diskettes you have on hand.

3. *World creation*. You're manipulating numbers, it's true; but the result can be visible and audible, and it can move. You can create worlds the way fiction writers create them, and bring them to life as, until now, only movie-makers could.

4. *Individuality*. It's your computer. Why shouldn't the results of your play, and your children's play, be uniquely your own? Why should the only difference between you and any other player be your score?

## Let's Design A Game

It's easy to talk about this kind of game. It's only a little harder to design it. So I'll give you a detailed game design that you can program. But after what I've said about individuality and creativity, there's no way I could provide you with a complete program listing. I'll just offer detailed documentation for the game, then a few hints on how to program it, and let you design the way the program works yourself. It can easily be executed in BASIC, though at some points you may be happier with machine language subroutines.

(The documentation that follows is long and detailed, but when you're designing a computer game, it's usually a good idea to figure out exactly what the player's experience of playing the game will be like. This is especially true if you aren't as conversant with your programming language as you are with English. By writing out the instructions and rules first, as I have done here, you can save yourself debugging and revising time later.)

### Railroader

You are building a network of railroads. When it's all built, you control the switches and make your train run on the tracks wherever you want.

The game, though simple enough for a preschooler to master, is really an introduction to programming. Model railroaders were designing *loops* and *branches* long before electronic computers were a twinkle in Sperry-Rand's eye. If the player does not close all the loops and resolve all the branches, the program will provide a few reminders. If the player still refuses to tie up loose ends, the program will do it.

And, for those who have the most fun playing cooperatively with someone else, the program allows two players to design railroads on the same screen, and run their trains at once (with sometimes disastrous effects).

### The Track-Laying Stage

"Railroader" begins by announcing its name and finding out the answers to a few questions. Do you want to lay track or run a train on an already-created track layout? Will there be one or two players? Do you want to lay track at the beginner or expert level? Do you want to save the track layout you create, and if you plan to save it in a disk file, what should the file be named?

When you have made your selections and pressed START, the screen displays a list of instructions:

"Use joystick and joystick button to lay track units."

"Type 1 to go on to the next track unit."

"Type 2 to choose which railroad spur to complete."

# BECOME AN INTREPID SPACE ADVENTURER...

# AREX



by William Muk

CoCo version by Roger Schrag

Atari version by John Anderson

Far beyond the known galaxies, you venture deep into the vast reaches of outer space. But you are not alone! In a flash, without so much as a how-do-ya-do, they're in hot pursuit and you're left to do before you're done unto. **Can** you elude your pursuers? **Will** you elude your pursuers? And who **are** these guys anyway? Find the answers to these and other compelling questions in AREX. See your dealer today!

*AREX ... Coin-op arcade realism at home for 1 to 2 players.*

AREX		
CoCo 16K TAPE .....	060-0172	\$34.95
TRS-80 Model 1 & 3 16K TAPE .....	010-0172	\$34.95
TRS-80 Model 1 & 3 32K DISK .....	012-0172	\$34.95

# ...OR FLY HIGH IN THE WORLD OF HIGH FINANCE

by George Schwenk

TRS-80 version by Dave Simmons

CoCo version by Roger Schrag

"Yas, after purchasing diamond mines in South Africa, oil wells in Saudi, and rare beer cans in Walla Walla, Washington, I had begun to wonder what other trendy commodities remained to be added to my swelling portfolio. Then a snip of a ticket girl dared to tell me (ME, Hartley J. Wormsflather III!) that my flight was overbooked. To avoid future misunderstandings, I bought the airline."

"I think I'm on to something profitable here."  
Hartley J. Wormsflather III

*AIRLINE ... A no-holds-barred strategy game for 1 to 4 players.*

AIRLINE  
ATARI 400 & 800 / CoCo / Model 1 & 3 16K TAPE ... 140-0169 \$24.95

Published by

# Adventure

INTERNATIONAL

a subsidiary of Scott Adams, Inc.  
BOX 3435 • LONGWOOD, FL 32750 • (305) 862-6917  
Prices Subject To Change Without Notice



To order, see your local dealer. If he does not have the program, then call 1-800-327-7172 (orders only please) or write for our free catalog. DEALER INQUIRIES ARE INVITED!

"Type 3 when your layout is complete. At this point, if you haven't brought every spur back to the main line, Railroader will do it for you, and if you want to save the layout, Railroader will save it."


"Press any key or joystick button to begin."

When you give the signal, a light green screen appears. If there is one player, a single orange square appears about one-quarter of the way in from the left on the bottom of the screen. If there are two players, a second square appears a quarter of the way in from the right. These squares work like cursors – they mark the area where you are laying track.

### Laying Simple Track Units (The Beginner Level)

To lay track, use your joystick. Push forward to make a straight vertical track unit appear in the square. Push left for a track that curves to the left, right for a track that curves to the right. If you change your mind, push a different direction, and the track unit changes. However, the first track unit always starts at the bottom center of the square.

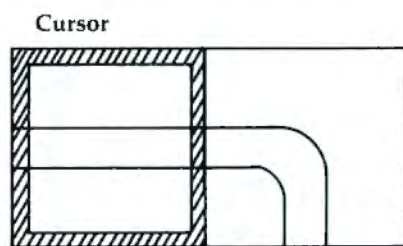
These simple track units look like this:



When you are satisfied with your choice, you reach over to the computer and type 1. Your square now moves to the blank area just beyond the end of the track unit you placed on the screen. If you put on a straight track, your square will appear just above it; if you curved left, your square will appear to the left.

If you are playing alone, you may immediately lay the next unit of track; if there is another player, you must wait your turn to lay track again; when the other player types 1, it will be your turn.

The next time you lay track, your new track unit will begin where the old one left off. If you curved left before, your new track unit will start in the middle of the right-hand edge of your cursor, like this:




Again, to lay simple track units you have three choices. Let's say that you curved left on your first track unit. Now if you push the joystick left, a straight horizontal track unit will appear. If you pull the joystick toward you, the track will make another curve, this time downward. If you push the joystick away from you, the track unit will curve upward.

With every simple track unit you lay, the track will always begin where the last square left off, and will end up heading in one of the three valid directions you can push the joystick.

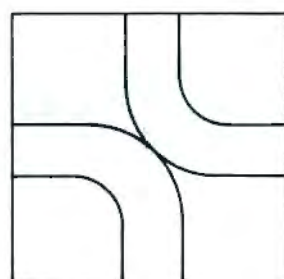
If you cause the track to end at the edge of the screen, your cursor will appear at the opposite edge. This means that track that ends on the left side of the screen is continued on the right side; track that ends at the top is continued at the bottom.

*Erasing.* If you want to go back and change the last track unit you completed, push the joystick in the direction of that track unit. Any track unit you laid in the new position will be erased, and your cursor will move to the former square, where you can either lay a track segment or go still farther back, erasing each track segment as you leave it behind. You may erase as many track units as you like, or stop at any point and lay a new track segment. But remember, if you are playing with another player, your turn ends when you type 1. You can erase as many units as you like, but you can lay only *one* track unit.

*When Tracks Touch.* At the beginner level, if you cause the track to touch an existing track segment, either your own or the other player's, Railroader will automatically create the following valid patterns:



Crossover



Curved by-pass

At the beginner level, and whenever you are touching the other player's track units, you may not cause the two tracks to join. If you are about to cross a curved track, you can choose to curve *only* in the opposite direction. If you are about to cross a straight track, you can lay only a straight track across it, not a curve that would join it. And if a new track unit would cause your track to run into the end of another player's spur, you will be allowed to lay only curved tracks that turn away from the other player's track:



**COMM\*DATA****SOFTWARE****FOR THE COMMODORE 64®, PET®, AND VIC 20®****TAKE AN EXCITING TRIP  
DOWN AVENUES OF  
ADVENTURE WITH:**

- Pakacuda\*
- Escape\*
- Logger\*
- Ape Craze\*
- Centropods\*
- Supercuda\*
- Street Maze
- Caves of Annod
- Capture the Beast
- Market

**THROUGH TRAILS OF  
CREATIVITY WITH:**

- Sketch and Paint
- Music Mentor

**ALONG THE PATH TO  
KNOWLEDGE WITH:**


- Wordspot
- Math Tutor Series
- Alphabet Tutor
- Geography Smash
- Gotcha Math
- English Invaders
- Math Invaders Series

**ASK FOR COMM\*DATA  
COMPUTER HOUSE SOFTWARE  
AT YOUR LOCAL DEALER.**

Or Send for FREE Complete Catalog:  
**COMM\*DATA COMPUTER HOUSE**

320 Summit Avenue  
Milford, Michigan 48042  
(313) 685-0113

Dealer Inquiries Welcome.

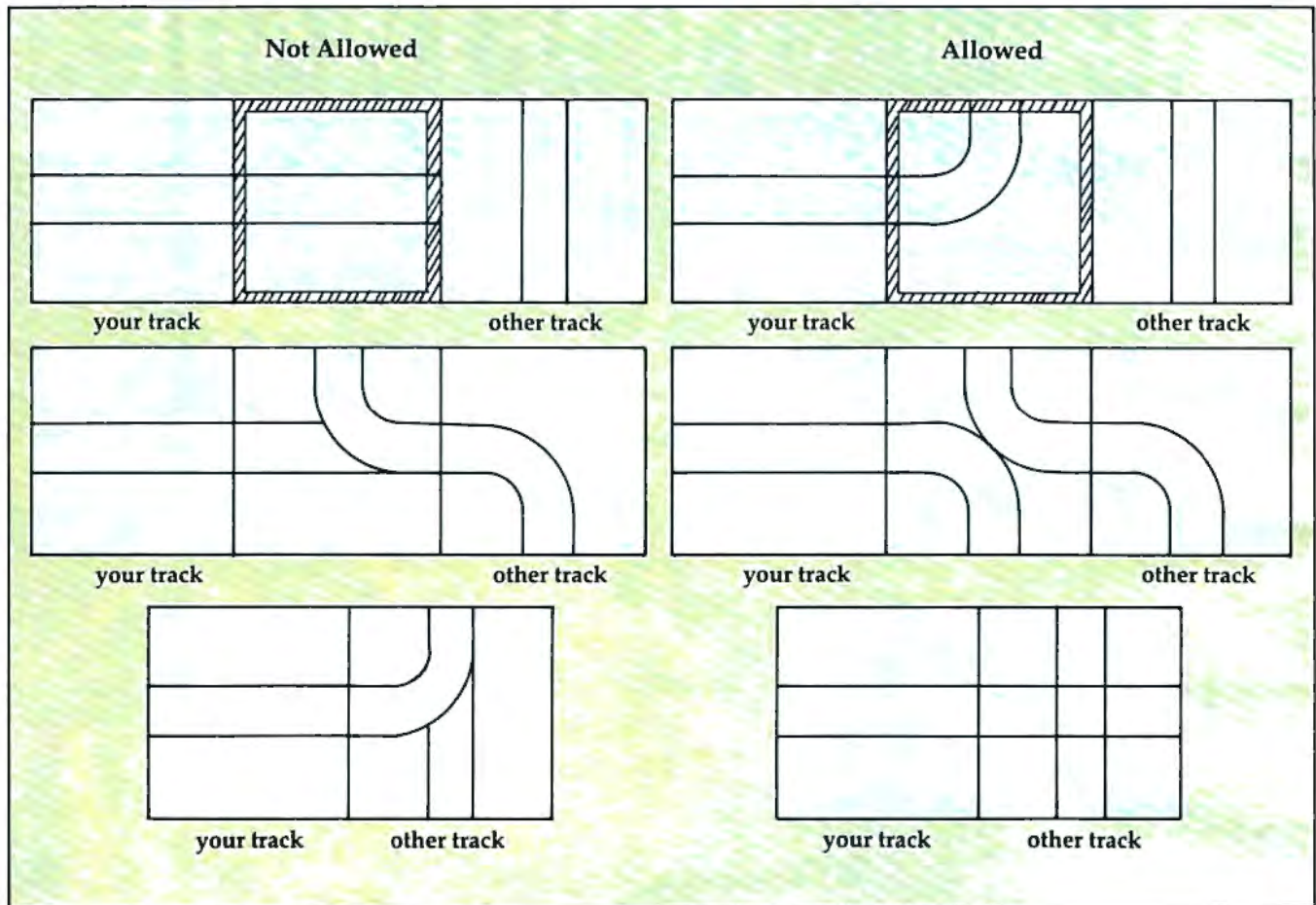


**ARRANGE PASSAGE TODAY!**



Commodore 64, PET, and VIC 20 are Registered Trademarks of Commodore Business Machines, Inc.  
\*High Res Full Machine Code Arcade Style Games.





*Erasing Crossovers and By-passes.* If you are erasing and come to a unit where your track by-passes or crosses over another track, either your own or the other player's, Railroader will leave the other track intact, and remove only the track from the line you are erasing.

*Ending the Track-laying Session.* With the beginner-level game, that is the whole track-laying sequence. You just keep laying track until you match up the end of your track with the beginning at the bottom of the screen. When you are ready to quit, type 3. If you haven't linked your track with the beginning track unit, Railroader will automatically lay track from the last unit you created until it links with the first unit, so that the track always makes a closed loop.

*Next month we'll go on to the Expert Level Game.*



**COMPUTE!**  
The Resource.

**PUBLIC DOMAIN, Inc.**  
— SOFTWARE —

Supporting all COMMODORE computers  
Written by users, for users.

★ GAMES ★ UTILITIES ★ EDUCATIONAL ★  
Over 1100 programs and growing.

**VIC-20**

VIC collection #1 - 70+ programs - Tape/Disk - \$10.00

VIC collection #2 - 70+ programs - Tape/Disk - \$10.00

VIC collection #3 - 70+ programs - Tape/Disk - \$10.00

**COMMODORE 64**

COMMODORE 64 #1 - 25+ programs - Tape/Disk - \$10.00

COMMODORE 64 #2 - 25+ programs - Tape/Disk - \$10.00

**PET / CBM**

PET/CBM - 5 Utility - Tapes/Disks - \$10.00 each

PET/CBM - 11 Game - Tapes/Disks - \$10.00 each

PET/CBM - 6 Educational - Tapes/Disks - \$10.00 each

Price includes shipping and handling.

We are YOUR world wide user software connection.

An alternative to the high cost of software.

CHECK, MONEY ORDERS,  
VISA and MASTERCARD accepted.

For A Free Catalog Write:

**Public Domain, Inc.**

5025 S. Rangeline Rd., W. Milton, OH 45383

Phone (513) 698-5638

Dealer inquiries welcome.

FOR  
THE ATARI  
400/800/1200XL



**THE PLACE:** a remote outpost on an ice world light years from earth.

Suddenly the small planet THULE is surrounded by alien life orbs destined to change the atmosphere to suit themselves. However, this spells certain death for your base as the frozen mountains start to melt!

You take the command of your single seat fighter to destroy the aliens before it's too late. But you didn't know the aliens had help...

**STAR SENTRY** is an arcade-type space action game written entirely in machine language for one player. Cassette or disk, 24K. \$29.95.

**ANALOG**

**SOFTWARE**  
P.O. BOX 23  
WORCESTER, MA 01603  
(617) 892-3488

Star Sentry is a trademark of A.N.A.L.O.G. Software.

# NEW PRODUCTS AT THE COMDEX/SPRING COMPUTER SHOW

Tom R. Halfhill, Features Editor

*New products displayed at the Comdex/Spring conference, held in Atlanta during late April, show a trend toward still more home computers, lower-priced home peripherals, and increasing support for the popular home computers already on the market.*

---

This year's Comdex/Spring show was more interesting than most for home computerists. Known officially as the "National Spring Conference Exposition for Independent Sales Organizations," Comdex is primarily a show for computer dealers, manufacturers, and businessmen. Consequently, almost all the wares on display at this large show are for the more expensive personal and business systems.

At the show this year, however, there seemed to be more than the usual number of exhibitors displaying products for lower-priced home computers. Two new home computers were shown — both imports; several low-cost printers and other peripherals made impressive appearances; and software started catching up with hardware (at least a little) as new programs were introduced for all the popular home computers. Most of these products should be on the market by the time this article appears. Here's a rundown:

## **New Computers**

It's hard to imagine how the low-end home computer market can absorb many more machines, especially with such leading contenders as Commodore, Texas Instruments, Atari, and Tandy engaged in runaway price wars. But the home market is expanding so fast that no one wants to be left out, least of all the Japanese and the British.

That's why you can expect to see more imports invading the U.S. market. The British success with the Timex/Sinclair isn't easily ignored.


The newest British entry is the Oric-1, manufactured by Oric Products International Ltd., of Berkshire, England. Reputedly the second best-selling micro in Britain and Europe (next to the Sinclair), the Oric-1 appears to be a good computer in search of a good U.S. distributor. An Oric representative said the company experimented with mail order sales, but quit in favor of setting up a more conventional distribution network. Oric hopes to have one in place by midsummer.

The standard Oric-1 includes: 16K of Random Access Memory (RAM); a 57-key keyboard, with moving keys arranged typewriter-style; full repeat on all keys; standard ASCII character set with upper/lowercase; 96 redefinable characters; 16 colors; 40-column by 28-row screen display in text mode; and a 240- by 200-pixel high-resolution graphics mode. For sound there is a three-channel sound synthesizer with a seven-octave range and programmable envelopes, similar to the Commodore 64, an internal speaker, and connections for external speakers.

A cassette interface works at 300 baud or a very fast 2400 baud, and interfaces include a built-in Centronics-standard parallel printer interface; an expansion port for RAM and Read Only Memory (ROM) cartridges; and a Red-Green-Blue (RGB) interface for high-resolution color video monitors. The built-in BASIC programming language includes such interesting commands as INK and PAPER (for color control), DOUBLE, FLASH, and INVERSE (for character control), DRAW, CIRCLE, and PLOT (for graphics), and even SOUND, MUSIC, PLAY, PING, SHOOT, EXPLODE, and ZAP (for sound control).

The Central Processing Unit (CPU) is the 6502A microprocessor, basically the same chip found in Apple, Atari, and Commodore computers. While this doesn't mean the Oric-1 is

**"You'll find my KoalaPad™ Touch Tablet,  
and KoalaWare™ software a natural  
profit builder."**



*Available for Apple®, Atari®,  
Commodore®, and IBM®  
personal computers.*

**Introducing the KoalaPad™. At less than \$125 – with software –  
it's the friendliest, least expensive graphics pad on the market.**

Your Atari®, Commodore®, Apple®, and IBM® customers will love it. They'll find it faster than paddle controllers. More flexible than joysticks. And much easier to use than a keyboard.

Plus it's compatible with most of their game and educational software. And most KoalaPad sets come with a graphics program called Micro-Illustrator™. The most exciting way yet to create colorful, high resolution computer graphics. At the touch of a finger.

There are KoalaWare programs for computer fans of all ages. Dancing Bear™, the funny, furry computer cabaret. Spider Eater™, the lively music learning adventure. And Spellicopter™, the action-packed spelling game.

Selling Koala products is as easy as falling out of a tree. Particularly with our 5% co-op allowance, color p.o.p. materials, and traffic-building promotions. Not to mention our extensive national advertising featuring, ahem, yours truly.

For the name of your nearest Koala distributor, call toll free 800-227-6703, (in California, 800-632-7979).

Or write to Koala Technologies Corporation,  
4962 El Camino Real, Los Altos, CA 94022.

 **Koala**  
Technologies Corporation

**We make computing more personal.™**



Trademarks: KoalaPad, KoalaWare, Spider Eater and Dancing Bear are trademarks of Koala Technologies Corp. Micro-Illustrator is a trademark of Island Graphics, and Spellicopter is a trademark of DesignWare Inc.

# Look what for your VIC 20.

**F**ast action. Complex strategies. Interesting characters. Superior sound effects. Multiple levels of play.

These are the things you want from your VIC 20.™

They're also the things you get from Tronix. From the people who brought you *Swarm!*, *Sidewinder* and *Galactic Blitz*.

And now, there's more.

Now Tronix brings you the same rewarding rapid-fire excitement in three brand-new game cartridges.

Each one is something different. Something new. But they all have one thing in common.

They're all designed to bring out the best in your VIC 20.

You shouldn't settle for anything less.



By  
Jimmy Huey.

In a predatory world of killer worms, dragons, stalkers, pods and fly traps, the scorpion prowls the maze in search of sustenance. Frogs and their eggs mean survival to the scorpion. But they can also mean instant death! (Suggested retail \$39.95)

# we have in store



By  
Thomas Kim.

Your helicopter gunship hovers over the enemy's military bases and missile emplacements. Your mission is to destroy them. But as the sky fills with smart bombs and anti-aircraft fire, there's less and less room for a wrong move! (Suggested retail \$39.95)



By  
Corey Ostman.

Deep in the earth, a fortune awaits. But the dark passageways are filled with peril as well as profit. Runaway boxcars. Crashing boulders. A claim jumper with murder in his eyes. Be careful. But be quick—oxygen is in short supply! (Suggested retail \$39.95)

# TRONIX™

8295 South La Cienega Blvd., Inglewood, CA 90301

Look for Tronix games in your nearest store. If you can't find them there, write to us.

VIC 20™ is a trademark of Commodore Electronics Ltd.

compatible with these computers, it does mean that machine language programmers could adjust to it fairly easily.

The standard Oric-1 will sell for about \$120 in U.S. funds. For about \$240, there's a 64K RAM version with 16K of overlaid ROM, similar in arrangement to the Commodore 64.

Oric also makes a full line of peripherals for the Oric-1. At Comdex, Oric was showing prototypes of a microfloppy disk drive using the Hitachi 3-inch disks. The microfloppy is expected to sell for about \$240.

If Oric succeeds in setting up a good U.S. distribution network, the Oric-1 could prove competitive in this country, especially if its overseas software base is also brought to America.

## The Japanese Sord

Of course, the Japanese aren't standing idly by, either. Their newest export to the U.S. is the Sord M5, a \$199 computer with impressive graphics and three different plug-in BASICs. The M5 is made by Sord Computer Systems, the fastest-growing microcomputer company in Japan. Founded in 1970 with \$2500 by 26-year-old Takayoshi Shiina, Sord now commands about 15 percent of the Japanese business microcomputer market. Sord is exporting a line of high-end personal and business computers to the U.S., and the M5 is its first home computer.

The M5 will be sold in two different configurations: the M5 Fun Computer and the M5 Multi-Computer. The basic specifications are the same: 20K of RAM expandable to 32K (although 16K is used for the screen); 8K of ROM with a machine language monitor; 16 colors; a 55-key keyboard with moving rubber keys; upper/lowercase and graphics characters; a flip-up top that conceals a cartridge slot for games, programming languages, and other plug-in "firmware"; built-in Centronics-standard parallel printer interface; cassette interface for standard tape recorders; sound generator; Z80A CPU; and a Texas Instruments video chip which allows up to 32 sprites (screen objects which can be created and animated by your own programs).


The two packages do vary, however, in terms of included accessories. The M5 can accept any of three BASIC language cartridges – BASIC-I (Introductory), BASIC-G (Graphics), and BASIC-F (Floating Point). BASIC-I is for beginners and children, BASIC-G is for general home use and graphics programming, and BASIC-F is a full-fledged floating-point BASIC for business, science, and math applications. The M5 Fun Computer comes with BASIC-I and a game cartridge. The M5 Multi-Computer comes with BASIC-G, an interesting dialect with special commands for the graphics and sprites. The Multi-Computer

also has a carrying case and the FALC cartridge, a home data base program adapted from Sord's business software.

The M5 will be distributed through local dealers by Sord Computer of America, New York.

## The Gorilla Banana

When personal computers cost \$1000 or more, it seemed reasonable that printers sold for around \$500 or \$600. But now that full-featured home computers are widely available for under \$100, the same printers can seem disproportionately expensive. That's why manufacturers are rushing to produce printers (and other peripherals) that are priced for the hundreds of thousands of people who are buying inexpensive mass-market computers.



*The Gorilla Banana is the first in a new line of low-cost peripherals from Leading Edge.*

Several new low-cost printers were seen at Comdex. Probably the one which attracted the most attention was the Gorilla Banana, the first in an upcoming line of low-cost peripherals from Leading Edge Products, Inc., of Canton, Massachusetts (best-known for Elephant Memory disks). Due this summer at \$249.95, the Banana is an 80-column, tractor-feed, unidirectional, dot-matrix printer capable of 50 characters per second. It has four character sets (U.S., British, Swedish, and German), a double-width print mode, and upper/lowercase (although without true descenders). There's also a dot-addressable graphics mode with a density of 63 x 60 dots per inch.

The Banana attaches directly to any computer with a Centronics-standard parallel printer interface. Computers without a parallel port will need an interface at extra cost. An interface for Commodore 64 and VIC-20 computers will be available for \$29.95, and an optional cartridge for the same price will allow the Banana to print the special Commodore graphics characters.

Another interesting 80-column dot-matrix printer is the STX-80 from Star Micronics, Inc., of Dallas, Texas. Suggested retail is \$199. Although the STX-80 is a thermal printer – it uses a special print head and heat-sensitive paper to form its type instead of an inked ribbon – you wouldn't



# HES: Expanding the Computer Experience.

HES offers a broad range of software and peripherals for Commodore 64, VIC 20, Timex-Sinclair, and Atari computers.


These products include exciting educational programs, versatile utilities, and series of hot challenging computer games. Contact your distributor or HES now for full product information.

© 1983 Human Engineered Software  
Commodore 64 and VIC 20 are TMs of Commodore.

Human Engineered Software  
A Division of USI International  
71 Park Lane  
Brisbane, California 94005  
Telephone: 415 468 4110

HES

und



guess it from the printouts. The thermal paper looks and feels much like standard typing paper. Unlike most thermal paper, which is silver, this paper is white with crisp black lettering. The STX-80 is a unidirectional printer that works at 60 characters per second, has upper/lowercase with true descenders, a double-width text mode, block graphics characters, European characters, a dot-addressable graphics mode, and a Centronics parallel interface.

Star Micronics also offers a 40-column, inked ribbon, dot-matrix printer for \$250. The DP-8240 prints at 50 characters per second, has friction or tractor feed, upper/lowercase without true descenders, graphics characters, scientific and European characters, and a dot-addressable graphics mode.

The lowest-priced printer exhibited was the \$129.99 Impact Printer from Fidelity Electronics, Ltd., of Miami, Florida. The Impact Printer works with the VIC-20 and Commodore 64 with no additional interface. Printing at 30 characters per second, it has a 24-column line and uses standard adding machine roll paper. Other features include upper/lowercase, graphics characters, inverse characters, and dot-addressable graphics.

## Custom Joysticks

Since the "feel" of a joystick is highly subjective, many independent companies are introducing "custom" joysticks for those who dislike the standard models (for an overview of custom game controllers, see "The Joy Of Joysticks," **COMPUTE!**, February 1983). A few more new joysticks surfaced at Comdex.

Suncom, Inc., of Northbrook, Illinois, makers of the Slik Stik and Starfighter joysticks for Atari-compatible computers, came out with a Starfighter model for the Apple. The Starfighter is about the same size and shape as a standard Atari joystick, but with comfortably rounded edges. Overall, it's a luxurious controller with right- and left-handed fire buttons; an alternate fire button for games that require two buttons; a centering adjustment to fine-tune the stick's neutral position to each Apple; a switch to select either a long or short throw of the stick; and a high-low sensitivity switch to further tune the stick's response. Also, Suncom guarantees the Starfighter for two years. Suggested retail is \$49.95 for the Apple IIe version (a \$5.95 adapter is needed for the Apple II/II+).

Suncom also introduced two new controllers for Atari-compatible machines (Atari 400/800/1200XL, Commodore 64 and VIC-20, Atari VCS 2600, Sears Telegame). The most unique is the Joy-Sensor, a stickless joystick. The Joy-Sensor is a hand-holdable box with a flat disc where the stick should be. Instead of flexing a stick, you rock the disc. It lists for \$34.95.

Suncom's other new joystick is the TAC-2 (Totally Accurate Controller). This looks like an adaptation of the Starfighter, with the addition of a longer, ball-tipped stick, and both right- and left-handed fire buttons. The TAC-2 is guaranteed for two years and lists for \$19.95.

For users of Texas Instruments computers, Suncom introduced a \$12.95 adapter so that Atari-style joysticks will work on the TI-99/4A, and a \$13.95 dual cassette recorder adapter.

---

**Since the "feel" of a joystick is highly subjective, many independent companies are introducing "custom" joysticks for those who dislike the standard models.**

---

Two new joysticks were also introduced by the Kraft Systems Company of Vista, California. The Kraft Joystick is a lightweight Atari-compatible controller with an unusually short, flexible stick designed for fingertip action. It includes an extra-long eight-foot cord, a one-year warranty, and retails for \$16.95. Another joystick, the Switch-Hitter, has two fire buttons for use by right- or left-handed players. Otherwise identical to the Kraft Joystick, it retails for \$19.95.

## Accessories And Peripherals

Numerous other add-ons were introduced at Comdex/Spring, too. Here are some which deserve special note:

- A low-cost modem for the Apple. The \$119 Networker modem, by Zoom Telephonics, of Boston, Massachusetts, plugs into a single expansion slot and requires no other connections or external power source. It's a 300-baud direct-connect modem that hooks up to any modular phone jack. It has an originate/answer switch, a carrier detection LED, and is compatible with any standard telecommunications software. For \$169, the Networker comes with *Netmaster*, a terminal program with upload/download, and a 40K text buffer (on a 64K system).

- Plug-in boards for Commodore and Texas Instruments computers. Microtek, Inc., of San Diego, California, introduced a \$299 64K memory board for the TI-99/4A which fits into the expansion box. A 32K board also is planned. For the VIC-20, Microtek introduced VIGOR (VIC's Grand

# PRESENTING THE REMARKABLE SV-318.



© 1983 Spectra Video, Inc.

## THE PERSONAL COMPUTER YOU'LL GROW INTO, NOT OUT OF.

SPECTRAVIDEO SV-318 COMPUTER COMPARISON CHART						
	SPECTRAVIDEO SV-318	APPLE II PLUS	ATARI 800	COMMODORE 64	NEC 8001	RADIO SHACK COLOR COMPUTER
BASE PRICE	\$299	\$1,540	\$899	\$595	\$399	\$299
COMPUTING POWER FEATURES						
BUILT-IN ROM	32K	12K	10K	20K	16K	8K
EXPANDABLE TO	96K	N/A	42K	N/A	32K	16K
BUILT IN EXTENDED MICROSOFT® BASIC	YES	YES	ADDITIONAL COST	NO	YES	ADDITIONAL COST
BUILT IN RAM	32K*	48K	16K	64K	16K	4K
EXPANDABLE TO	144K**	64K	40K	N/A	32K	16K
KEYBOARD FEATURES						
NUMBER OF KEYS	71	51	51	66	71	55
USER DEFINE FUNCTIONS	10	N/A	4	8	10	NONE
SPECIAL WORD PROCESSING	YES	NO	NO	NO	NO	NO
GENERATED GRAPHICS (FROM KEYBOARD)	YES	NO	YES	YES	NO	NO
UPPER/LOWER CASE	YES	UPPER ONLY	YES	YES	YES	YES
GAME/AUDIO FEATURES						
SEPARATE CARTRIDGE SLOTS	YES	NO	YES	NO	NO	NO
BUILT-IN JOYSTICK	YES	NO	NO	NO	NO	NO
COLORS	16	15	128	16	9	9
RESOLUTION (PIXELS)	256 x 192	280 x 190	120 x 192	120 x 200	256 x 192	128 x 64
SPRITES	32	N/A	4	8	N/A	N/A
SOUND CHANNELS	3	1	4	3	3	1
OCTAVES PER CHANNEL	8	4	4	9	8	10
A.D.S.R. ENVELOPE	YES	NO	NO	YES	YES	NO
PERIPHERAL SPECIFICATIONS						
CASSETTE	2 CHANNEL	1 CHANNEL	2 CHANNEL	1 CHANNEL	1 CHANNEL	1 CHANNEL
AUDIO I/O	YES	NO	YES	NO	NO	NO
BUILT IN MIC	YES	NO	NO	NO	NO	NO
DISK DRIVE CAPACITY (LOW PROFILE)	26K	14.3K	9K	170K	N/A	170K
	YES	NO	NO	NO	NO	NO
CP/M® COMPATIBILITY (80 column programs)						
CP/M® 2.2	YES	NO***	NO	NO****	NO	NO
CP/M® 3.0	YES	NO	NO	NO	NO	NO

\* 16K user addressable plus 16K graphic support

\*\* 128K user addressable plus 16K graphic support

\*\*\* Apple II can accept modified 40 or 80 column CP/M

\*\*\*\* Commodore 64 accepts 40 column CP/M

Microsoft is a registered trademark of Microsoft Corporation  
CP/M is a trademark of Digital Research, Inc.

Sadly, many personal computers will become tomorrow's junk in the attic. The SV-318 is one that will not. Because as you get better, it gets better. It does so because of its capability and expandability—both far beyond those of any other affordable computer.

**CAPABILITY.** The SV-318 isn't just more capable. It's much more capable. No other computer at even twice the price combines all these extraordinary features: 32K ROM expandable to 96K; 32K RAM expandable to 144K; Extended Microsoft Basic (the industry standard); even Standard CP/M 80-column capability so you can immediately utilize over 10,000 existing software programs. The SV-318 also has a unique built-in joystick/cursor control—an immeasurably useful feature when it comes to playing your favorite video game.

**EXPANDABILITY.** As you become more and more skillful with computers, you'll love how the SV-318 "stretches" to meet your demands (and actually leads you in fascinating, new directions). For one thing, all eleven of our important peripherals are available immediately. With most other models, you have to wait months. For another, the SV-318 is beautifully designed to interface with new options as they become available.

**AFFORDABILITY.** The SV-318 is not only eminently affordable, it's the first true bargain of the computer age! Besides home budgeting, business applications, word processing, programming and self-teaching, the SV-318 is the best entertainment value in town. Not only can you use it with your TV to play hundreds of different video games, you can also use your SV-318 with a TV as a drawing tablet or music synthesizer. In play, as in work, the SV-318 will continually expand to meet your potential.

Whether you're just wetting your toes in computers, or fully afloat on the waters, the SV-318 is a computer that will serve you for many, many years. You see, we believe that even in the computer age, you don't become an object of real value unless you're around for a while.

### FOR UNDER \$300

## SPECTRAVIDEO

# SV-318

PERSONAL COMPUTER

SPECTRA VIDEO, INC. 39 W 37th ST. N.Y. N.Y. 10018

This device has not been approved by the Federal Communications Commission. This device is not and may not be offered for sale or lease, or sold or leased until the approval of the FCC has been obtained.

Represented Nationwide by The Lexington Group  
(201) 664-8611

Old RAM-cage). This is a \$39.95, three-slot expansion board. For both the VIC and Commodore 64, there's the CC-2064, a \$70 interface cable which allows the computers to drive parallel printers.

- New disk drive for Atari. The Rana 1000 Atari-compatible disk drive, by Rana Systems, of Carson, California, also was shown at the West Coast Computer Faire in San Francisco a few weeks before Comdex/Spring. Due on the market this summer, the Rana 1000 is switchable single/double density and will retail for \$449 (\$49 extra for the double-density Disk Operating System).



The Rana 1000 disk drive for Atari offers single and double density for \$449.

It has some unique features not found on other drives: a write-protect button, a unit ID button (which tells you the drive's position in the daisy chain if you have several), an error button (which returns an error code), and a button which lets you know which track the head is reading or writing. What's more, the drive runs very quietly and is only about a third the size of a standard Atari drive.

- Network systems for Atari. These systems look like they'd be ideal for classrooms, computer camps, and even users groups. With the Quick Share, you can hook up to four Atari computers to a single disk drive, 850 Interface Module, and printer. The Quick Share continuously scans the four computers for input/output commands and lets them access the devices on a first-come, first-served basis. Four blinking LEDs let users know when the devices are busy. It costs \$595 and is available from Wolsten's Computer Devices, Inc., of East Orange, New Jersey. The company also introduced a similar, but larger system primarily for classroom use. Called the Network 216 and Monitor 16, it allows up to 16 Ataris to connect to a single drive and printer. In addition, the master station hooks up to a TV so the operator can see what's happening on any one of the 16 computer monitors. A headset with a microphone plugs into the station so the operator can converse privately with any of the 16 students (the operator's voice comes through the TV speaker). This looks like a great way for teachers to make sure their

students aren't playing *Centipedes* on the sly. It will sell for \$1995, cables extra.

- Supermother for VIC-20. What's a Supermother? It appears to be the largest expansion board available for the VIC. This huge board has eight switch-selectable slots for memory and program cartridges, a system reset button, a pause button that freezes games or other programs, and a switch that lets you back up cartridges on tape or disk. It retails for \$149.95, from Compuscope, Inc., of Tillamook, Oregon.

## Educational Software

Now that more schools are acquiring computers for their students, and more parents are buying home computers for their children, the demand for good educational software is becoming almost unquenchable. Fortunately, some companies with background in other educational fields are starting to get involved in software.

Among these is Scholastic, Inc., of Englewood Cliffs, New Jersey. Remember the *Weekly Reader*? Scholastic is now introducing Wizware, a line of programs for Apple, VIC-20, Atari, and Texas Instruments computers. The first samples are entertaining and colorful and make good use of each computer's special features. Among the interesting programs at the show were *Turtle Tracks*, which uses turtle graphics to teach programming by creating drawings and songs; *The Square Pairs*, a memory game; and *Your Computer*, a how-to introduction to computers with a robot narrator.

Another line of educational software was displayed by Edu-Ware Services, Inc., of Agoura Hills, California. Most were for the Apple, with a few for the Atari. Ranging from preschool to college level, the programs cover basic math, algebra, spelling, reading, perception, and SAT/PSAT preparation. One of the most interesting packages was *Hands On BASIC Programming*, an introduction to Applesoft BASIC with additional instruction on more advanced BASICs. It includes a 185-page manual and two disks of sample programs.

## Microfloppy Update

More shots were fired during the show in the continuing microfloppy wars (see "Mass Memory Now And In The Future," **COMPUTE!**, March 1983). Since nobody has agreed yet whether to adopt the 3-inch, 3¼-inch, or 3½-inch standard, everyone seems to be going their own way.

Thus Verbatim Corp. of Sunnyvale, California, widely known for its larger diskettes, unveiled a prototype of a 3½-inch microfloppy disk. The 3½-inch size is backed by Sony, and Verbatim's microfloppy will be manufactured under license from Sony. However, Verbatim is varying a bit even from Sony's standard in order to conform with recommendations of the Microfloppy In-

# Don't let price get in the way of owning a quality printer.

Adding a printer to your computer makes sense. But deciding which printer to add can be tricky. Do you settle for a printer with limited functions and an inexpensive price tag or buy a more versatile printer that costs more than your computer? Neither choice makes sense.

Here's a refreshing option — the new, compact STX-80 printer from Star Micronics. It's the under \$200 printer that's whisper-quiet, prints 60 cps and is ready to run with most popular personal computers.

The STX-80 has deluxe features you would

expect in higher priced models. It prints a full 80 columns of crisp, attractive characters with true descenders, foreign language characters and special symbols. It offers both finely detailed dot-addressable graphics and block graphics.

And, of course, the STX-80 comes with Star Micronics' 180 day warranty (90 days on the print element).

The STX-80 thermal printer from Star Micronics. It combines high performance with a very low price. So now, there is nothing in the way of owning a quality printer.

\*Manufacturer's suggested retail price.



**star**<sup>TM</sup>  
MICRONICS • INC

**THE POWER BEHIND THE PRINTED WORD.**

Computer Peripherals Division, 1120 Empire Central Place,  
Suite 216, Dallas, TX 75247 (214) 631-8560



## The new STX-80 printer for only \$199.\*

dustry Committee. Verbatim's microfloppy will have 80 tracks instead of 70, an automatic shutter which covers the head window when the disk is removed from a drive, and a thinner magnetic coating.

Meanwhile, across the convention hall, another company was introducing a 3/4-inch microfloppy drive while distributing photocopies of news articles about a rejection of the 3 1/2-inch size. The 3/4-inch drive, hooked up to a Radio Shack TRS-80 Color Computer, was exhibited by Tabor Corp., of Westford, Massachusetts. It's based on the Dysan 3/4-inch microfloppy, a challenger to Sony's 3 1/2-inch disk. Instead of selling directly to the public, Tabor plans to supply the drive to other companies for private labeling. The photocopied article was from *Computer Systems News*, reporting on the recent vote by the American National Standards Institute not to adopt a working paper submitted by Verbatim and Shugart pushing the 3 1/2-inch size.

The decision was far from final, however, and all three sizes are still very much alive. And just to make things more interesting, IBM recently unveiled a 4-inch microfloppy disk drive. It appears it will be quite a while before the various factions within the microcomputer industry agree on how much to shrink disks. ©

## Cassettes are slow...

If you own a Commodore 64™ or VIC 20™ computer, you already know how long it can take to load or save a program. How much time are you wasting just waiting for READY to appear on the screen? Probably a lot, and that's why you need

**THE SIGNAL™ from ZAXIS.**

THE SIGNAL automatically keeps track of cassette operations and signals you with a pleasant "beep" when both a program header is found and when a Load or Save is completed. You no longer need to stare at the screen for what seems like endless minutes—instead you can go on to other work and when you hear THE SIGNAL, you know that things are READY. THE SIGNAL also provides a reassuring power-on beep, and can be activated under program control.



**\$29.95**

THE SIGNAL plugs right into the back of your VIC 20 or Commodore 64 computer, and your cassette cable plugs into THE SIGNAL. That's all it takes to start making your computer operations more efficient. After you've used THE SIGNAL, you won't know how you got along without it!

THE SIGNAL is available from your favorite computer dealer, or order direct: \$29.95 plus \$3.00 for UPS shipping and handling (CA residents add 6.5% sales tax). We accept VISA, MasterCard, check or money order. Do not send cash. Sorry, no CODs. *Dealer Inquiries Welcome*

Commodore 64 and VIC 20 are trademarks of Commodore Business Machines, Inc



P.O. Box 666  
San Carlos, CA 94070  
(415) 592-4334

**Computer Case Company**

## WE MAKE A GREAT CASE FOR YOUR COMPUTER.

One size does not fit all. Our cases are designed for specific hardware configurations. When you put your computer in our case, it fits hand-in-glove. Once your equipment is safely inside the attache-style carrying case, it never has to be taken out again. To operate, simply remove the lid and connect the power. To store your computer, disconnect the power, enclose your disks, working papers, and manuals in the compartment provided, and attach the lid. It's as easy as that.

- AP101 Apple II with Single Drive ..... \$109
- AP102 Apple II with Two Disk Drives ..... 119
- AP103 Apple II 9-inch Monitor & Two Drives ..... 129
- AP104 Apple III, Two Drives & Silentyper Printer ..... 139
- AP105 13" Black & White Monitor with Accessories ..... 99
- AP106 Amdek Color I, II or III Monitor ..... 119
- FR152 Franklin Ace 1000 or 1200 with Two Drives ..... 119
- FR153 Franklin Ace 1000 or 1200 with Two Drives & 9" Monitor ... 139
- RS201 TRS-80 Model I Computer, Expansion Unit & Drives ..... 109
- RS204 TRS-80 Model III ..... 129
- AT301 ATARI 400 or 800 Computers with Peripherals ..... 109
- P401 Paper Tiger Printer (400/445/460) ..... 99
- P402 Centronics 730/737 & Radio Shack Printer ..... 89
- P403 Epson MX70 or MX80, Microline 82A Printer or Color Computer ..... 89
- P404 Epson MX100 Printer ..... 99
- P405 IDS 560 or Prism 132 Printer ..... 109
- P406 C. Itoh Starwriter/Printmaster F-10 Printer ..... 119
- P407 Okidata Microline 83A or 84 Printer ..... 99
- P408 C. Itoh Prowriter 2 Printer ..... 99



IB502

IB501

- P409 C. Itoh Prowriter (Apple Dot Matrix) or NEC PC8023 Printer ..... 89
- IB501 IBM Personal Computer with Keyboard ..... 129
- IB502 IBM Monochrome Monitor ..... 99
- HP601 HP41 with Accessories ..... 99
- CM702 Commodore 64 (or Vic 20) with One Drive ..... 119
- CM703 Commodore Model 64 with Two Drives ..... 129
- CM704 Commodore Model 64 with Dataset ..... 109
- NS010 North Star Advantage ..... 139
- CC80 Matching Attache Case (5") ..... 85
- CC90 Matching Attache Case (3") ..... 75
- CC91 Matching Accessories Case (5 1/4" Diskettes, Paper, etc.) ... 95
- CC92 5.25" Diskette Case (Holds 75 Diskettes) ..... 49
- CC50 Case Cart ..... 79


**CALL TOLL FREE: (800) 848-7548**

**Computer Case Company, 5650 Indian Mound Court, Columbus, Ohio 43213 (614) 868-9464**



# TIMEX MAKES THE COMPUTER, BUT WE MAKE IT TICK.

If you own a TS-1000 or ZX-81 computer and want to bring out the power within it, you'll want Memotech. From easier input to high quality output and greater memory, Memotech makes the add-ons you demand. Every Memotech peripheral comes in a black anodized aluminum case and is designed to fit together in "piggy back" fashion enabling you to continue to add on and still keep an integrated system look.



**MEMOPAK RAM** All Memopak RAMs are directly addressable, user transparent, are neither switched nor paged and no additional power supply is required. You can also choose the Memopak RAM which is just right for your needs. From economy to power. **16K RAM** The Memopak 16K RAM is the most economical way to add memory to your TS-1000. It is fully compatible with the Timex or Memotech 16K RAMs to provide you with up to 32K of RAM. The 16K RAM also offers additional add-on capabilities through its "piggy back" connection. **32K RAM** The 32K Memopak enables you to execute sophisticated programs and store large data bases and like the 16K RAM is fully compatible with Timex's or Memotech's 16K RAMs to give you a full 48K of RAM. **64K RAM** The 64K Memopak is powerful enough to turn your TS-1000 into a computer with capabilities suitable for business and educational use. It accepts such BASIC commands as 10 DIM A (9000). **MEMOCALC** Memocalc, our spreadsheet analysis

software, enables TS-1000 users to perform complex number crunching routines with ease. With the 64K RAM a table of up to 7000 numbers with up to 250 rows or 99 columns can be specified. Quick revisions can be achieved by entering new data to your formula.




**MEMOTECH KEYBOARD** For ease of operation, the Memotech keyboard is a high quality standard typewriter keyboard, with TS-1000 legends. The keyboard is cable connected to a buffered interface which is housed in a standard Memopak case and plugs directly into the back of the



TS-1000 or other Memopaks. **MEMOPAK HRG** The Memopak High Resolution Graphics, with up to 192 by 248 pixel resolution, enables display of high resolution "arcade game" style graphics through its resident 2K EPROM, programmed with a full range of graphics subroutines.


### CENTRONICS PARALLEL AND RS232 INTERFACES

Memotech's Interfaces enable your TS-1000 to use a wide range of compatible printers. The resident software in the units gives the



complete ASCII set of characters. Both Memopak Interfaces provide lower case character capabilities and up to 80 column printing. The RS232 Interface is also compatible with modems and terminals.

**SEIKOSHA GP 100A PRINTER** The Seikosha GP 100A uses a 5x7 dot matrix printing format with ASCII standard upper and lower case character set. Printing speed is 30 characters/second with a maximum width of 80 characters. The printer uses standard fanfold paper up to 9-1/2 inches wide. The GP 100A is offered as a package including cable and



interface. Other printer packages are also available through Memotech.

**ORDER AT NO RISK.** All Memotech products carry our 10 day money back guarantee. If you're not completely satisfied, return it within ten days and we will give you a full refund. And every Memotech product comes with a six month warranty. Should anything be

defective with your Memotech product, return it to us and we will repair or replace it free of charge. Dealer inquiries welcome. To order any Memotech product use the order coupon or call our toll-free number **800/662-0949**.

TS-1000 is a registered trademark of Timex Corp.

**MEMOTECH**  
CORPORATION

7550 West Yale Avenue, Denver, Colorado 80227, 303/986-1516, TWX 910-320-2917

Mail To: Memotech Corporation, 7550 West Yale Ave., Denver, CO 80227  
Code: CO-7

	Price*	Qty.	Total
16K RAM	\$ 49.95		
32K RAM	99.95		
64K RAM	149.95		
Memocalc	49.95		
Keyboard with Interface	99.95		
High Resolution Graphics	99.95		
Centronics Parallel Interface	74.95		
RS232 Interface	99.95		
Printer Cable	19.95		
GP 100A Printer Package**	399.00		
Shipping and Handling	4.95		\$ 4.95
Tax (Colorado residents only)			
<b>TOTAL</b>			\$

\*All prices quoted in U.S. dollars. Prices and specifications subject to change without notice.  
\*\*Please add an additional \$5.00 for printer shipping charges.

Check  MasterCard  Visa

Account No. \_\_\_\_\_ Exp. \_\_\_\_\_

Name \_\_\_\_\_ Phone number \_\_\_\_\_

Address \_\_\_\_\_

City \_\_\_\_\_ State \_\_\_\_\_ Zip \_\_\_\_\_

# RATS!

Mike Steed



Harry Blair

*This impressive game makes you feel that you are inside a maze, not just seeing it from above. Three dimensional views appear as hallways, doors, and corners as you struggle to find the way out. It's for Upgrade or 4.0 BASIC PETs and Commodore 64.*

You must find your way through a maze displayed from a rat's eye view. After you have solved the maze, the program displays the top view and traces your steps.

First, you are asked what maze size you want, up to 15 by 15 (you may wish to change the DIM statement in line 49 – add two to the largest dimension you want – and line 43). Line 45 checks to see if the machine code has been POKEd in, so you have to wait for that only the first time.

The space bar is used to move forward, and the "J" and "L" keys are used to turn left and right, respectively (turning doesn't change your location; it just gives you the view in another direction). The "M" key will display the top view of the maze, mark your position, and tell you in which direction you are headed.

There are four machine language routines in RATS! (they will all work



as is with Upgrade or 4.0 ROMs). LINE, as its name implies, draws a line; this routine is similar to Applesoft's H PLOT TO or Atari BASIC's DRAWTO command. PLOT sets the "hi-res cursor" to the position from which the next line is to be drawn, and plots that point on the screen.

INIT removes everything that is not a letter or number from the screen (thus the quarter-square graphics are erased, but not the "MOVE XX" at the bottom of the screen), and sets all the variables used by the other routines (locations 826-837) to zero.

SCR either loads or saves something to or from the screen. This routine is used to save the screen to memory after the top view of the maze has been displayed the first time, and from then on is used to display the maze almost instantly, so you have to wait only once.

Readers who want a copy of the program (PET version only) without having to type it in may send a blank tape or 8050 disk, an SASE mailer, and \$3 to: Mike Steed

712 W. 1280 S.  
Provo, UT 84601



NEW FROM

# ACCESS

THE ULTIMATE CHALLENGE  
FOR YOUR  
COMMODORE 64™  
AND YOU



**SPRITEMASTER™** is not just another sprite editor for the Commodore 64\* computer.

It's the finest utility available for multicolor sprite animation and game programming.

It will have you making full color animated objects in just minutes. People running, birds flying or tanks rolling are a snap with Spritemaster.

It's a cartoon maker for children.

It will **automatically** append your sprites to other programs.

It's easy to use and understand and comes with a full 21 page instruction manual and samples of animated sprites to get you started. (Suggested retail price...\$35.95)

Push your Commodore 64\* to the limit!!

**NEUTRAL ZONE™** takes you to the outer edges of the galaxy, to ALPHA IV, a long range early warning station whose mission is to detect alien intruders from other galaxies. You are assigned to one of the perimeter gunnery pods.

THIS IS NO-MAN'S LAND.....THE NEUTRAL ZONE.

**NEUTRAL ZONE™** is the ultimate in high resolution, fast action, arcade quality games. It is written in 100% machine language and features smooth scrolling of the 360 degree panorama. All action is in 3-D, high res, full color graphics with fantastic sound effects. The realism is unbelievable. (Suggested retail price...\$34.95)

**SPRITEMASTER™ AND NEUTRAL ZONE™ ARE AVAILABLE AT YOUR LOCAL COMMODORE DEALER ON EITHER DISK OR TAPE.**

## ACCESS SOFTWARE INC

925 EAST 900 SOUTH, SALT LAKE CITY, UTAH 84105, TELEPHONE (801) 532-1134

\*Commodore 64 is a registered trademark of Commodore Business Machines, Inc.

## Program 1: RATS! PET Version

```
3 POKE 59468,12:PRINT CHR$(142):GOTO 38
4 REM DRAW 3-D VIEW
5 N=2:A=H:B=V:FF=2↑(F-1):SYS IN
6 Z=M%(A,B)*FF:IF ((Z/16) AND 1)=1 THEN ~
  RL=-1:GOSUB 25:GOTO 8
7 W=M%(A+S,B-R)*FF:IF ((W/128) AND 1)=1 ~
  THEN RL=-1:GOSUB 21
8 IF ((Z/64) AND 1)=1 THEN RL=1:GOSUB 25
  :GOTO 10
9 W=M%(A-S,B+R)*FF:IF ((W/128) AND 1)=1 ~
  THEN RL=1:GOSUB 21
10 IF ((Z/128) AND 1)=1 THEN 14
11 N=N+1:IF N>8 THEN 15
12 A=A+R:B=B+S:IF B<2 THEN 15
13 GOTO 6
14 GOSUB 17
15 RETURN
16 REM DRAW CENTER BACK
17 POKE HX,VX+DX(N):POKE HY,YU(N):SYS PL:
  POKE HY,YD(N):SYS LI
18 POKE HX,VX-DX(N):SYS LI:POKE HY,YU(N):
  SYS LI:POKE HX,VX+DX(N):SYS LI
19 RETURN
20 REM DRAW BACK SIDE
21 POKE HX,VX+RL*DX(N-1):POKE HY,YU(N):SY
  S PL:POKE HX,VX+RL*DX(N):SYS LI
22 POKE HY,YD(N):SYS LI:POKE HX,VX+RL*DX(
  N-1):SYS LI
23 RETURN
24 REM DRAW RIGHT OR LEFT SIDE
25 POKE HX,VX+RL*DX(N-1):POKE HY,YU(N-1):
  SYS PL:POKE HX,VX+RL*DX(N)
26 POKE HY,YU(N):SYS LI:POKE HY,YD(N):SYS
  LI:POKE HX,VX+RL*DX(N-1)
27 POKE HY,YD(N-1):SYS LI:POKE HY,YU(N-1)
  :IF N>2 THEN SYS LI
28 RETURN
29 REM GET KEYBOARD CHARACTER
30 GET A$:IF A$="" THEN 30
31 RETURN
32 REM ERROR SOUND
33 POKE 59467,16:POKE 59466,51:POKE 59464
  ,80
34 FOR L=1 TO 50:NEXT
35 POKE 59467,0:POKE 59466,0:POKE 59464,0

36 RETURN
37 REM INITIALIZE
38 HX=828:HY=829:LINE=12288:PLOT=12665:IN
  IT=12685:SCR=12725
39 FL=12726:FH=12730:TL=12734:TH=12738
40 PRINT "{CLEAR}{05 DOWN}{17 RIGHT}RATS!

41 PRINT "{02 DOWN}{03 RIGHT}SOLVE A MAZE
  FROM A RAT'S EYE VIEW
42 INPUT "{03 DOWN}{07 RIGHT}MAZE SIZE (H
  ,V) 3,3{05 LEFT}";H,V
43 IF H<3 OR H>15 OR V<3 OR V>15 THEN 40
44 PRINT "{CLEAR}{DOWN}PLEASE WAIT...
45 IF PEEK(LI)=32 AND PEEK(LI+1)=33 AND P
  EEK(LI+2)=48 THEN 48
46 CK=0:FOR L=12288 TO 12761:READ A:POKE ~
  L,A:CK=CK+A:NEXT
47 IF CK<>45230 THEN PRINT "{DOWN}ERROR I
  N DATA STATEMENTS":STOP
48 N=H*V-1:H=H+1:V=V+1:D=1
49 DIM M%(17,17),WALK(100),CUT(5),DX(8),Y
  U(8),YD(8)
50 FOR J=1 TO V+1:M%(1,J)=4:M%(H+1,J)=1:N

EXT
51 MX=79:MY=49:VX=39:VY=24:X=VX
52 FOR J=1 TO 8:DX(J)=X:YU(J)=INT(VY-X*VY
  /VX):YD(J)=INT(VY+X*(MY-VY)/VX)
53 X=INT(X*7/10):NEXT
54 FOR I=2 TO H:M%(I,V+1)=8:M%(I,1)=2:FOR
  J=2 TO V:M%(I,J)=15:NEXT:NEXT
55 R=INT(H/2)+1:S=INT(V/2)+1:M%(R,S)=15
56 PRINT "{CLEAR}{DOWN}GENERATING MAZE...
  ";:GOSUB 33
57 REM GENERATE RANDOM MAZE (ALGORITHM FR
  OM ROGERS AND STRASSBERGER)
58 FOR IWALK=1 TO N
59 I=Z
60 IF M%(R-1,S)>14 THEN I=I+1:CUT(I)=1
61 IF M%(R,S-1)>14 THEN I=I+1:CUT(I)=2
62 IF M%(R+1,S)>14 THEN I=I+1:CUT(I)=3
63 IF M%(R,S+1)>14 THEN I=I+1:CUT(I)=4
64 IF I=0 THEN 75
65 IF I<>1 THEN I=INT(RND(1)*I)+1
66 ON CUT(I) GOTO 67,69,71,73
67 M%(R,S)=M%(R,S)-(M%(R,S) AND 1):R=R-1
68 M%(R,S)=M%(R,S)-((M%(R,S)/4) AND 1)*4:
  GOTO 86
69 M%(R,S)=M%(R,S)-((M%(R,S)/8) AND 1)*8:
  S=S-1
70 M%(R,S)=M%(R,S)-((M%(R,S)/2) AND 1)*2:
  GOTO 86
71 M%(R,S)=M%(R,S)-((M%(R,S)/4) AND 1)*4:
  R=R+1
72 M%(R,S)=M%(R,S)-(M%(R,S) AND 1):GOTO 8
  6
73 M%(R,S)=M%(R,S)-((M%(R,S)/2) AND 1)*2:
  S=S+1
74 M%(R,S)=M%(R,S)-((M%(R,S)/8) AND 1)*8:
  GOTO 86
75 IF D=-1 THEN 79
76 IF R<>H THEN 83
77 IF S<>V THEN 82
78 R=2:S=2:GOTO 84
79 IF R<>2 THEN 83
80 IF S<>V THEN 82
81 R=H:S=2:GOTO 84
82 S=S+1:D=-D:GOTO 84
83 R=R+D
84 IF M%(R,S)=15 THEN 75
85 GOTO 59
86 NEXT IWALK
87 MH=H:MV=V:I=INT(RND(1)*(MH-1))+2
88 M%(I,1)=0:M%(I,2)=M%(I,2)-((M%(I,2)/8)
  AND 1)*8
89 H=INT(RND(1)*(MH-1))+2:H1=H:V1=V
90 PRINT "{CLEAR}{DOWN}MAZE COMPLETED.":G
  OSUB 33:GOTO 105
91 REM DISPLAY TOP VIEW OF MAZE
92 HZ=INT(79/MH):VZ=INT(49/MV)
93 SYS IN:POKE 216,24:PRINT TAB(25);"{UP}
  {HOME}";
94 POKE HX,1+HZ:POKE HY,1+VZ:SYS PL:POKE
  HY,MV*VZ+1:SYS LI
95 FOR J=1 TO MV:FOR I=2 TO MH:N=M%(I,J):
  X=I*HZ+1:Y=J*VZ+1
96 IF ((N/2) AND 1)=1 THEN POKE HX,X:POKE
  HY,Y:SYS PL:POKE HX,X-HZ:SYS LI
97 IF ((N/4) AND 1)=1 THEN POKE HX,X:POKE
  HY,Y:SYS PL:POKE HY,Y-VZ:SYS LI
98 NEXT:NEXT
99 RETURN
100 REM MARK PLAYER'S POSITION
101 X=H*HZ-1:Y=V*VZ-1:POKE HX,X+1:POKE HY,
  Y+1:SYS PL
```


# BUSIWRITER



## BUSIWRITER A Honey of a Word Processor

### Why word processors?

Word processors allow the user to quickly and easily create letters, memos, notes, reports, term papers, manuals, poetry and any other written information using the memory of the computer as a pencil and paper. The computer display or terminal acts as a window through which the user views the information as it is entered. The outstanding advantage of using BUSIWRITER is that it acts not only as a pencil and paper but as a perfect eraser and automatic typewriter.



For Commodore CBM-64

Commodore 1515, 1525, Epson, C. Itoh, Qume, Diablo, NEC Spinwriter, Starwriter, Prowriter, Okidata, Microline, Gemini-10

And many more printers

## BUSIWRITER The Queen Bee of Word Processors

BUSIWRITER allows the user to quickly and easily make any number of alterations to the text. BUSIWRITER will instantly reformat your text and show you exactly and continuously how the final output will appear. BUSIWRITER has more functions than any other known microcomputer word processor. With BUSIWRITER assisting in the entry of text, providing a **20 page memory** and performing an enormous number of editing/composing functions, the preparation of written data is far faster and outstandingly more accurate than if it were prepared by hand.



## BUSIWRITER With the Sting Removed from the Prices

**BUSIWRITER 64** . . . . . only **\$99.00** for the CBM 64

**BUSIWRITER AVAILABLE NOW FROM YOUR LOCAL DEALER**

**(800) 227-9998**

**FOR THE NAME OF YOUR NEAREST DEALER**

California, Canada, Alaska and Hawaii please call (415) 965-1735



**Skyles Electric Works**  
231G South Whisman Road  
Mountain View, CA 94041

```

102 POKE HX,X-HZ+2:POKE HY,Y-VZ+2:SYS LI:P
OKE HY,Y+2:SYS PL
103 POKE HX,X+2:POKE HY,Y-VZ+2:SYS LI
104 RETURN
105 FOR X=1 TO MH:FOR Y=1 TO MV:M%(X,Y)=M%
(X,Y)+M%(X,Y)*16:NEXT:NEXT
106 REM PLAY
107 F=INT(RND(1)*4)+1:ON F GOTO 108,109,11
0,111
108 R=0:S=-1:GOTO 112
109 R=+1:S=0:GOTO 112
110 R=0:S=+1:GOTO 112
111 R=-1:S=0
112 PRINT "{CLEAR}{DOWN}PRESS {REV}J{OFF}
TO TURN LEFT
113 PRINT "{DOWN}PRESS {REV}L{OFF} TO TURN
RIGHT
114 PRINT "{DOWN}PRESS {REV}SPACE{OFF} TO
GO FORWARD
115 PRINT "{DOWN}PRESS {REV}M{OFF} TO DISP
LAY TOP VIEW OF MAZE
116 PRINT "{03 DOWN}{REV} PRESS ANY KEY TO
CONTINUE "
117 GOSUB 30:PRINT "{CLEAR}";:GOSUB 5
118 REM GET KEYSTROKE
119 GOSUB 30
120 ON -(A$="J")-2*(A$="L")-3*(A$=" ") -4*(
A$="M") GOTO 122,124,131,136
121 GOSUB 33:GOTO 112
122 F=F-1:IF F<1 THEN F=4
123 GOTO 125
124 F=F+1:IF F>4 THEN F=1
125 ON F GOTO 126,127,128,129
126 R=0:S=-1:GOTO 130
127 R=+1:S=0:GOTO 130
128 R=0:S=+1:GOTO 130
129 R=-1:S=0
130 GOTO 135
131 Z=M%(H,V):T=Z*2^(F-1):T=(T/128) AND 1:
IF T=1 THEN GOSUB 33:GOTO 119
132 NM=NM+1:POKE 216,24:PRINT TAB(25);"{UP
UP}MOVE";NM;"{HOME}";
133 IF NM<100 THEN WALK(NM)=F
134 H=H+R:V=V+S:IF V<2 THEN 147
135 GOSUB 5:GOTO 119
136 IF NOT MS THEN 138
137 POKE FL,218:POKE FH,49:POKE TL,0:POKE
TH,128:SYS SC:GOTO 139
138 GOSUB 92:POKE FL,0:POKE FH,128:POKE TL
,218:POKE TH,49:SYS SC:MS=-1
139 GOSUB 101:PRINT "{HOME}YOU ARE FACING
";: ON F GOTO 140,141,142,143
140 PRINT "NORTH";:GOTO 144
141 PRINT "EAST";:GOTO 144
142 PRINT "SOUTH";:GOTO 144
143 PRINT "WEST";
144 PRINT ". PRESS ANY KEY TO":PRINT "CON
TINUE":GOSUB 30
145 PRINT "{HOME}
":PRINT " " "
146 GOSUB 5:GOTO 119
147 GOSUB 33:V=V1:H=H1:IF MS THEN POKE FL,
218:POKE FH,49:POKE TL,0:POKE TH,
128
148 IF MS THEN SYS SC:GOTO 150
149 GOSUB 92
150 GOSUB 101
151 PRINT "{HOME}{DOWN}CONGRATULATIONS-YOU
'RE OUT IN";NM;"STEP{LEFT}{INST}
S"
152 REM DRAW PATH WALKED
153 POKE HX,H*HZ-HZ/2+1:POKE HY,V*VZ-VZ/2+
1:SYS PL
154 FOR N=1 TO NM:IF N>100 THEN 158
155 F=WALK(N):V=V+(F=1)-(F=3):H=H+(F=4)-(F
=2)
156 POKE HX,H*HZ-HZ/2+1:POKE HY,V*VZ-VZ/2+
1:SYS LI
157 NEXT
158 PRINT:END
159 DATA 32, 33, 48, 173, 58, 3, 133
160 DATA 0, 173, 59, 3, 133, 1, 32
161 DATA 0, 49, 173, 62, 3, 205, 63
162 DATA 3, 16, 8, 240, 6, 32, 173
163 DATA 48, 76, 3, 48, 96, 169, 128
164 DATA 24, 109, 60, 3, 56, 237, 58
165 DATA 3, 141, 63, 3, 169, 128, 24
166 DATA 109, 61, 3, 56, 237, 59, 3
167 DATA 141, 64, 3, 162, 128, 142
168 DATA 66, 3, 142, 69, 3, 232, 142
169 DATA 67, 3, 142, 68, 3, 173, 63
170 DATA 3, 201, 128, 176, 11, 169
171 DATA 127, 141, 68, 3, 169, 0, 56
172 DATA 237, 63, 3, 41, 127, 141
173 DATA 63, 3, 173, 64, 3, 201, 128
174 DATA 176, 11, 169, 127, 141, 67
175 DATA 3, 169, 0, 56, 237, 64, 3
176 DATA 41, 127, 141, 64, 3, 173
177 DATA 63, 3, 205, 64, 3, 176, 32
178 DATA 174, 63, 3, 172, 64, 3, 142
179 DATA 64, 3, 140, 63, 3, 173, 68
180 DATA 3, 141, 66, 3, 173, 67, 3
181 DATA 141, 69, 3, 169, 128, 141
182 DATA 67, 3, 141, 68, 3, 173, 63
183 DATA 3, 74, 141, 65, 3, 169, 0
184 DATA 141, 62, 3, 96, 173, 68, 3
185 DATA 56, 233, 128, 24, 109, 58
186 DATA 3, 141, 58, 3, 173, 69, 3
187 DATA 56, 233, 128, 24, 109, 59
188 DATA 3, 141, 59, 3, 173, 65, 3
189 DATA 24, 109, 64, 3, 141, 65, 3
190 DATA 238, 62, 3, 173, 65, 3, 205
191 DATA 63, 3, 48, 35, 240, 33, 56
192 DATA 237, 63, 3, 141, 65, 3, 173
193 DATA 66, 3, 56, 233, 128, 24, 109
194 DATA 58, 3, 141, 58, 3, 173, 67
195 DATA 3, 56, 233, 128, 24, 109
196 DATA 59, 3, 141, 59, 3, 96, 169
197 DATA 0, 133, 148, 169, 32, 133
198 DATA 2, 165, 0, 201, 80, 176, 56
199 DATA 165, 1, 201, 50, 176, 50
200 DATA 234, 234, 234, 234, 70, 0
201 DATA 38, 148, 106, 38, 148, 133
202 DATA 1, 10, 10, 101, 1, 10, 10
203 DATA 38, 2, 10, 38, 2, 234, 234
204 DATA 234, 133, 1, 166, 148, 189
205 DATA 99, 49, 133, 148, 164, 0
206 DATA 177, 1, 162, 15, 221, 103
207 DATA 49, 240, 4, 202, 16, 248
208 DATA 96, 173, 156, 3, 240, 6, 138
209 DATA 5, 148, 170, 208, 8, 138
210 DATA 73, 255, 5, 148, 73, 255
211 DATA 170, 189, 103, 49, 164, 0
212 DATA 145, 1, 96, 1, 1, 2, 4, 8
213 DATA 32, 126, 123, 97, 124, 226
214 DATA 255, 236, 108, 127, 98, 252
215 DATA 225, 251, 254, 160, 234, 0
216 DATA 173, 60, 3, 141, 58, 3, 133
217 DATA 0, 173, 61, 3, 141, 59, 3
218 DATA 133, 1, 32, 0, 49, 96, 162
219 DATA 128, 160, 0, 134, 34, 132
220 DATA 33, 177, 33, 41, 127, 201

```

# Software first, computer second.

**Workhorse solutions  
for tough questions.**

**OK.** You're ready to make the leap. You need a computer and you're ready to buy. But which one? There are so many. Every store you've visited has six different lines. At least two were always **right** for you. How can you make an intelligent business decision?

**Decide on your software first.** No computer is better than the software that runs the operation. No software is better than **Southern Solutions**. We have real business accounting and record keeping software that is right for today's business world. We sell only through professional computer dealers. That is where you are going to get the help you will need to make any computer become the productivity tool it should be.

**Compare our software solutions with theirs:**

**FileGuard™** — Protects your precious data files. Never allows you to lose files, even if the electricity goes off while you are working. Most other software loses files after power loss.

**SuperMath™** — Maybe you are small now, but you don't plan to stay that way. Our software with SuperMath™ will handle numbers up to \$1 billion. Most micros stop at far less.

**User-Defined Reports** — You can decide what your Balance Sheet, P&L, Budget Analysis, etc., will look like.

**Complete Systems or Individual Modules** — General ledger, accounts receivable, billing, payroll, accounts payable, mailing list management, oil accounting, pharmacy management, encumbrance accounting, etc.

**Printer Compatible** - Our software uses practically any printer, so you can get what you will need for other uses.

**Dealer Supported** — Sold only through professional computer dealers.

**Hardware Flexible** — Software for almost every Commodore computer ever made, including the exciting new Commodore 64\*.

**Real business software for real business computers, with capability you need, at prices you can afford.**

Call or write for the name of the dealer nearest you.

**Dealer Hotline:  
1-800-527-4548**



**Southern  
Solutions**

P.O. Box P, McKinney, Texas 75069 - (214) 542-0278



OFFICIALLY APPROVED BY  
COMMODORE

\*Commodore 64 is a registered trademark of Commodore

```

221 DATA 64, 48, 2, 169, 32, 145, 33
222 DATA 200, 208, 241, 232, 224, 132
223 DATA 208, 232, 169, 0, 170, 157
224 DATA 58, 3, 232, 224, 12, 208
225 DATA 248, 96, 169, 218, 133, 31
226 DATA 169, 49, 133, 32, 169, 0
227 DATA 133, 33, 169, 128, 133, 34
228 DATA 162, 4, 160, 0, 177, 31, 145
229 DATA 33, 136, 208, 249, 230, 32
230 DATA 230, 34, 202, 48, 2, 208
231 DATA 240, 96

```

## Program 2:

### RATS! 64 Version – Setup Program

Run this program before RUNNING RATS! on the 64.

```

100 POKE16384,0:POKE16385,0
110 POKE56578,PEEK(56578)OR3
120 POKE56576,(PEEK(56576)AND252)OR1
130 POKE53272,4:POKE648,128
140 POKE53280,12:POKE53281,12
145 POKE641,0:POKE642,64
150 POKE43,1:POKE44,64:POKE55,0:POKE56,1
    28:POKE646,1:PRINT"[CLR]"

```

## Program 3:

### RATS! 64 Version – Adjustments To Program 1

Replace these lines in Program 1 if you are using the 64.

```

3 :PRINT CHR$(142):GX=49152:GOTO 38
46 CK=0:FOR L=12288 TO 12761:READ A:POKE
    L,A:CK=CK+A:NEXT:FOR K=GXTGX+23:READ
    GX
47 POKEK,GX:NEXT:IF CK<>50144 THEN PRINT
    "{DOWN}ERROR IN DATA STATEMENTS":STO
    P
56 PRINT "{CLR}{DOWN}GENERATING MAZE..."
    ;:GOSUB 2000
90 PRINT "{CLR}{DOWN}MAZE COMPLETED.":GO
    SUB 2000:GOTO 105
93 SYS IN:POKE 214,24:PRINT TAB(25);"
    {UP}{9 SPACES}{HOME}";
117 GOSUB 30:PRINT "{CLR}";:SYS49152:GOS
    UB 5
121 GOSUB2000:GOTO112
131 Z=M*(H,V):T=Z*2*(F-1):T=(T/128) AND
    1:IF T=1 THEN GOSUB 2000:GOTO 119
132 NM=NM+1:POKE 214,24:PRINT TAB(25);"
    {UP}MOVE";NM;"{HOME}";
147 GOSUB2000:V=V1:H=H1:IF MS THEN POKE
    FL,218:POKE FH,49:POKE TL,0:POKE TH,
    128

```

## Program 4:

Add these lines to Program 1 if you are using the 64.

```

2000 S0=54272:FORE=S0TOS0+28:POKEE,0:NEX
    T
2010 POKE54296, 15 :POKE54277, 51 :POKE5
    4278, 211
2020 POKE 54276, 33 :POKE 54273, 63 :POK
    E54272, 75
2030 FORT=1TO 200 :NEXT:POKE54276, 32:FO
    RT=1TO 100 :NEXT
2040 FORE=S0TOS0+28:POKEE,0:NEXT
2050 RETURN

```

Remove lines 32, 33, 34, 35, and 36 if you are using the 64.

## RATS! For 64

Gregg Peele  
Programming Assistant

The Commodore 64 version of "RATS!" utilizes the same machine language program that was used in the PET version. The program was changed significantly in only two ways. First, zero-page locations were altered because there is limited zero page space on the 64. Second, a routine to fill screen with color has been added to make the maze visible on the newer 64s. (Color RAM must be POKEd on newer 64s, or values POKEd to the screen are invisible.)

Whenever you run the 64 version, you must prepare the 64 by running Program 2 first. Program 2 sets screen memory at 32768 (\$8000) and places BASIC at 16384 (\$4000); this emulates the PET screen and provides a safe place for both BASIC and the machine language program. Since the screen normally resides at 1024 (\$0400), be careful not to hit the RUN/STOP and RESTORE keys simultaneously while you are within the program. If you do this, then the 64 will "forget" where your BASIC program resides, and you will lose your program.

To transform Program 1 (the PET version) into a 64 version, type in Program 1 as is except replace, add, and delete lines as instructed below. Also, *all* DATA statement lines are different (see Program 5).

## Program 5:

Use none of the DATA statements from Program 1. Instead, use these for the 64.

```

160 DATA 32, 33, 48, 173, 58, 3, 133, 2
170 DATA 173, 59, 3, 133, 195, 32, 0, 49
180 DATA 173, 62, 3, 205, 63, 3, 16, 8
190 DATA 240, 6, 32, 173, 48, 76, 3, 48
200 DATA 96, 169, 128, 24, 109, 60, 3, 56
210 DATA 237, 58, 3, 141, 63, 3, 169, 128
220 DATA 24, 109, 61, 3, 56, 237, 59, 3
230 DATA 141, 64, 3, 162, 128, 142, 66, 3
240 DATA 142, 69, 3, 232, 142, 67, 3, 142
250 DATA 68, 3, 173, 63, 3, 201, 128, 176
260 DATA 11, 169, 127, 141, 68, 3, 169, 0
270 DATA 56, 237, 63, 3, 41, 127, 141, 63
280 DATA 3, 173, 64, 3, 201, 128, 176, 11
290 DATA 169, 127, 141, 67, 3, 169, 0, 56
300 DATA 237, 64, 3, 41, 127, 141, 64, 3
310 DATA 173, 63, 3, 205, 64, 3, 176, 32
320 DATA 174, 63, 3, 172, 64, 3, 142, 64
330 DATA 3, 140, 63, 3, 173, 68, 3, 141
340 DATA 66, 3, 173, 67, 3, 141, 69, 3
350 DATA 169, 128, 141, 67, 3, 141, 68, 3
360 DATA 173, 63, 3, 74, 141, 65, 3, 169
370 DATA 0, 141, 62, 3, 96, 173, 68, 3
380 DATA 56, 233, 128, 24, 109, 58, 3, 1
    41
390 DATA 58, 3, 173, 69, 3, 56, 233, 128
400 DATA 24, 109, 59, 3, 141, 59, 3, 173
410 DATA 65, 3, 24, 109, 64, 3, 141, 65

```

# DYNAMIC PRINTER INTERFACES

## for the VIC 20™ and the COMMODORE 64™

### UNLIKE ANY OTHERS THAT HAVE COME BEFORE

*It's not quick or easy to do things right!! After 8 long months of research and development; RAK-Ware, TYMAC CONTROLS CORP, and MICRO-WARE D.I. have brought the world better parallel interfaces. Better because they both have the ability to provide TRUE EMULATION of the Commodore® printer. That's right!! Graphic Characters, tabbing, Dot Graphics, and the other features. A formidable task that was finally accomplished.*

**THE CONNECTION™** — The Ultimate Parallel interface for the VIC 20 or Commodore 64. This fully intelligent interface plugs into the disk (serial) socket just like the standard printer. It can easily be assigned any device number and it will provide virtually TOTAL EMULATION of the Commodore® printer. Using the latest technology, this interface will display the full GRAPHIC CHARACTERS or convert them to their equivalent representations in clear text. It supports all of the standard commands (OPEN, PRINT#, and CLOSE), Column tabbing, dot tabbing, graphic repeat, dot addressable graphics, and the other features of the Commodore® Printer. Software designed to operate with the Commodore® Printer will operate using "THE CONNECTION™." Beside this, a 2K buffer has been provided, a full printer self test, LED Status indicators, Printer Reset switch, skip over perf, margin set and programmable line length. This interface is printer specific to take advantage of the special features of your printer. In the standard mode (non-graphics), it is designed to interface virtually any parallel printer with a standard Centronics configuration and connector. Specify your printer when ordering. Additional ROM's may be purchased for other printer applications ... All this for \$119.00

**BUFFERED PARALLEL CABLE & DRIVER** — A parallel interface for the budget minded. This interface plugs into the USER-port and comes with an extensive manual with driver listings for the VIC 20™ and the Commodore 64™. It can be used with virtually any printer that has a standard Centronics type configuration and connection. Fully buffered for maximum protection of your computer ONLY \$24.95 Add "CABLE BRAINS" cartridge for the VIC 20 (diskette for the 64) and get a full Graphic Emulation Driver. With this package you can print all of the Graphic Characters that your computer has plus EMULATE the Commodore® printer. This product is printer specific to take full advantage of your printer. Available for most graphic matrix printers ... \$29.95

**MICRO  
WARE**  
DISTRIBUTING INC.  
1342 B Rt. 23,  
Butler, NJ 07405  
201-838-9027



**Dealer and Distributor  
Inquiries Invited**

NOTE: We solicit hardware and software items for the VIC 20® and CBM 64®. Royalties, license fees, or outright purchases can be negotiated. CBM 64® & VIC 20® are Registered Trademarks of Commodore Business Machines Inc.



# Put Your Commodore 64 To Work.



## PaperClip\*

Easy to learn, easy to use word processor, "with so many features that most people will need only a fraction of them". — COMPUTE! April, 1983

**\$125**

## Delphi's Oracle\*

Data Base system with powerful features for business.

**\$150**

## PowerFile

Organize your lists and records. Create a personal filing system. Select, sort and summarize information. Print reports and mailing labels. 2 free applications included. (Personal Tax Records & Auto Expenses)

Versions for all Commodore computers with 1 or 2 disk drives.

**\$130**

FOR SAME DAY UPS SHIPPING,  
CALL OUR ORDER DEPT:

**Collect 414-277-1230**

Dealer inquiries invited.



# City Software

PET, CBM and Commodore 64 trademarks of Commodore Electronics, Ltd.  
\*Products of Batteries Included

## ATTENTION PROGRAMMERS

If you're new to computing, please read "How To Type COMPUTE!'s Programs" and "A Beginner's Guide To Typing In Programs."

420	DATA	3, 238, 62, 3, 173, 65, 3, 205
430	DATA	63, 3, 48, 35, 240, 33, 56, 237
440	DATA	63, 3, 141, 65, 3, 173, 66, 3
450	DATA	56, 233, 128, 24, 109, 58, 3, 1 41
460	DATA	58, 3, 173, 67, 3, 56, 233, 128
470	DATA	24, 109, 59, 3, 141, 59, 3, 96
480	DATA	169, 0, 133, 168, 169, 32, 133, 196
490	DATA	165, 2, 201, 80, 176, 56, 165, 195
500	DATA	201, 50, 176, 50, 234, 234, 234 , 234
510	DATA	70, 2, 38, 168, 106, 38, 168, 1 33
520	DATA	195, 10, 10, 101, 195, 10, 10, 38
530	DATA	196, 10, 38, 196, 234, 234, 234 , 133
540	DATA	195, 166, 168, 189, 99, 49, 133 , 168
550	DATA	164, 2, 177, 195, 162, 15, 221, 103
560	DATA	49, 240, 4, 202, 16, 248, 96, 1 73
570	DATA	98, 49, 240, 6, 138, 5, 168, 17 0
580	DATA	208, 8, 138, 73, 255, 5, 168, 7 3
590	DATA	255, 170, 189, 103, 49, 164, 2, 145
600	DATA	195, 96, 1, 1, 2, 4, 8, 32
610	DATA	126, 123, 97, 124, 226, 255, 23 6, 108
620	DATA	127, 98, 252, 225, 251, 254, 16 0, 234
630	DATA	0, 173, 60, 3, 141, 58, 3, 133
640	DATA	2, 173, 61, 3, 141, 59, 3, 133
650	DATA	195, 32, 0, 49, 96, 162, 128, 1 60
660	DATA	0, 134, 254, 132, 253, 177, 253 , 41
670	DATA	127, 201, 64, 48, 2, 169, 32, 1 45
680	DATA	253, 200, 208, 241, 232, 224, 1 32, 208
690	DATA	232, 169, 0, 170, 157, 58, 3, 2 32
700	DATA	224, 12, 208, 248, 96, 169, 218 , 133
710	DATA	251, 169, 49, 133, 252, 169, 0, 133
720	DATA	253, 169, 128, 133, 254, 162, 4 , 160
730	DATA	0, 177, 251, 145, 253, 136, 208 , 249
740	DATA	230, 252, 230, 254, 202, 48, 2, 208
750	DATA	240, 96
1000	DATA	162, 0, 169, 1, 157, 0, 216, 1 57
1010	DATA	0, 217, 157, 0, 218, 157, 0, 2 19
1020	DATA	232, 208, 241, 96, 234, 234, 2 34, 0



# Richvale Telecommunications

10610 BAYVIEW (Bayview Plaza)  
 RICHMOND HILL, ONTARIO, CANADA L4C 3N8  
 (416) 884-4165

**\$185<sup>00</sup> Canadian**  
**\$149<sup>00</sup> U.S.**

PLUS CUSTOMS BROKERAGE,  
 HANDLING AND MAILING CHARGE.

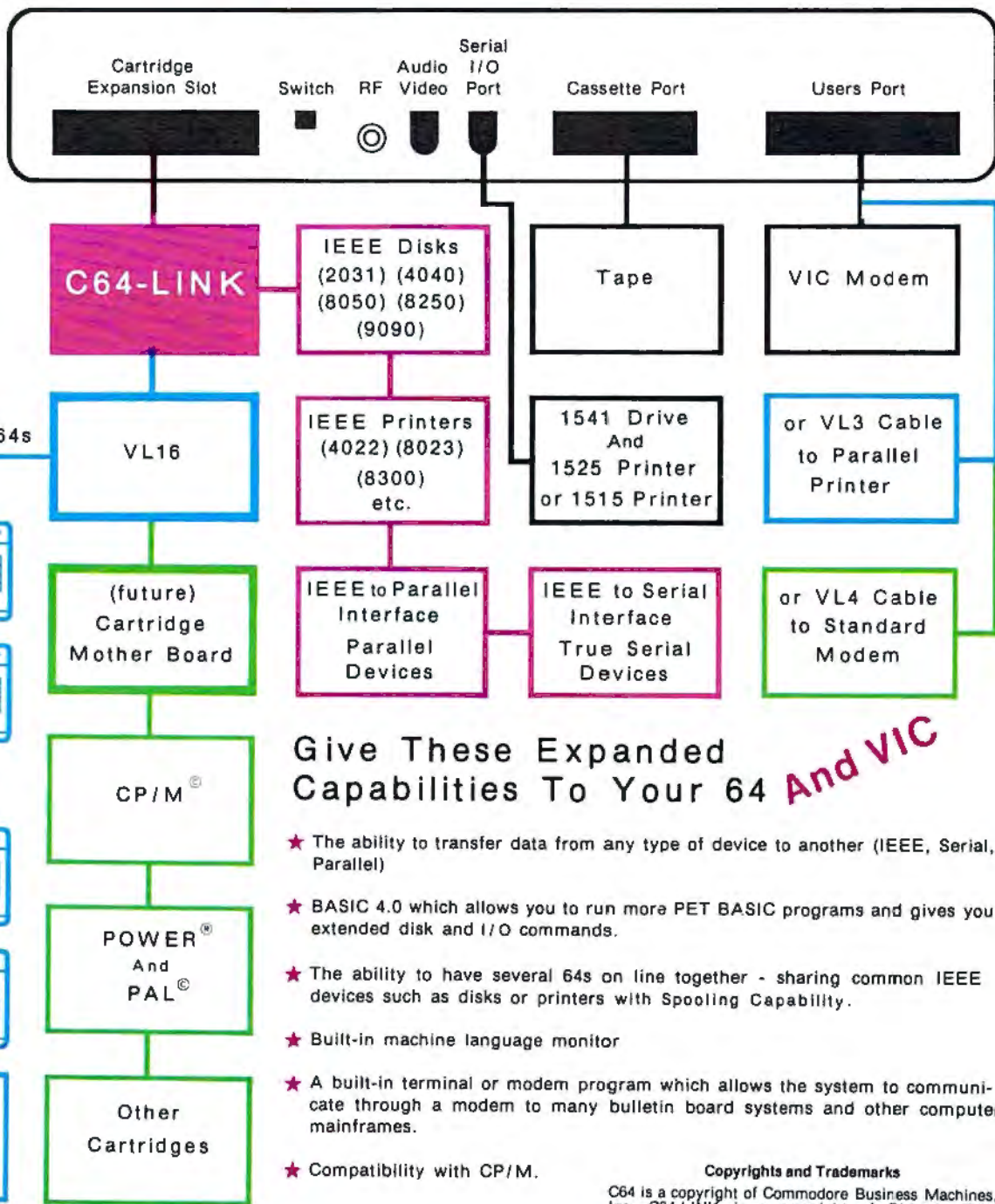
Also available  
 for VIC 20

## C64-LINK<sup>®</sup> The Smart 64

RTC

RTC

Call or write  
 payments  
 by VISA,  
 MASTERCARD  
 or BANK  
 TRANSFER.  
 Mail orders  
 also by  
 certified  
 check, etc.



Contact your local Commodore Dealer or RTC.

#### Copyrights and Trademarks

C64 is a copyright of Commodore Business Machines, Inc. C64-LINK is a copyright of Richvale Telecommunications. CP/M is a registered trademark of Digital Research. POWER is a trademark of Professional Software. PAL is a copyright of Brad Templeton.

# GOBLIN

Dan Goff

*In "Goblin" (for the unexpanded VIC, 64, Atari, TI, and Apple) custom characters are used to create a simple yet entertaining game. The object is to capture the scowling creatures with your goblin while avoiding the many block-shaped obstacles that lie in your path.*

After obstacles and sad faces have been positioned, "Goblin" begins when the main character appears at the bottom of the screen. As the game progresses, the goblin moves continually upward and the player controls only its horizontal movement. The "O" and "P" keys, in conjunction with the GET command in line 260, enable the player to move the goblin left and right, respectively. Children especially like the cumulative effect of the GET statement; they make rapid key punches and then wait for the delayed effects.

As each sad face is captured by the goblin, the score is updated and printed at the upper left. If the goblin successfully clears the screen of all the faces, an entirely new playfield will be provided. A game lasts as long as you wish.

A single round ends when the goblin crashes into an obstacle. At this point, the remaining sad faces smile, and you are asked if you wish to play again. If you don't, it is probably best to respond by typing "N" so that full memory is restored to the VIC.


On the other hand, if you play again, your previous highest score will be posted as the new game begins. The incentive to exceed a record score makes any game more fun.

## 64, Atari, TI-99/4A And Apple Version Notes

The 64, Atari, TI-99/4A, and Apple versions of Goblin are almost identical to the VIC version. Minor differences do exist, however, in the Atari and Apple versions.

The Atari version uses the "+" and "\*" keys to control left and right movement of the goblin. The Apple uses the left and right arrow keys.

The Apple version requires that you have a disk drive with the DOS Tool Kit disk in the drive when the program is run. This version defines certain characters using the program "Animatrix" from this disk. As Goblin is run, these custom characters are placed in memory as shapes and are later drawn on the high-resolution graphics screen. When the game begins, they are simultaneously POKEd into the areas of memory associated with the text and the high-resolution graphics screens. So, although you see these redefined characters on the high-resolution page, collision detection is actually carried out by PEEKing text screen memory.



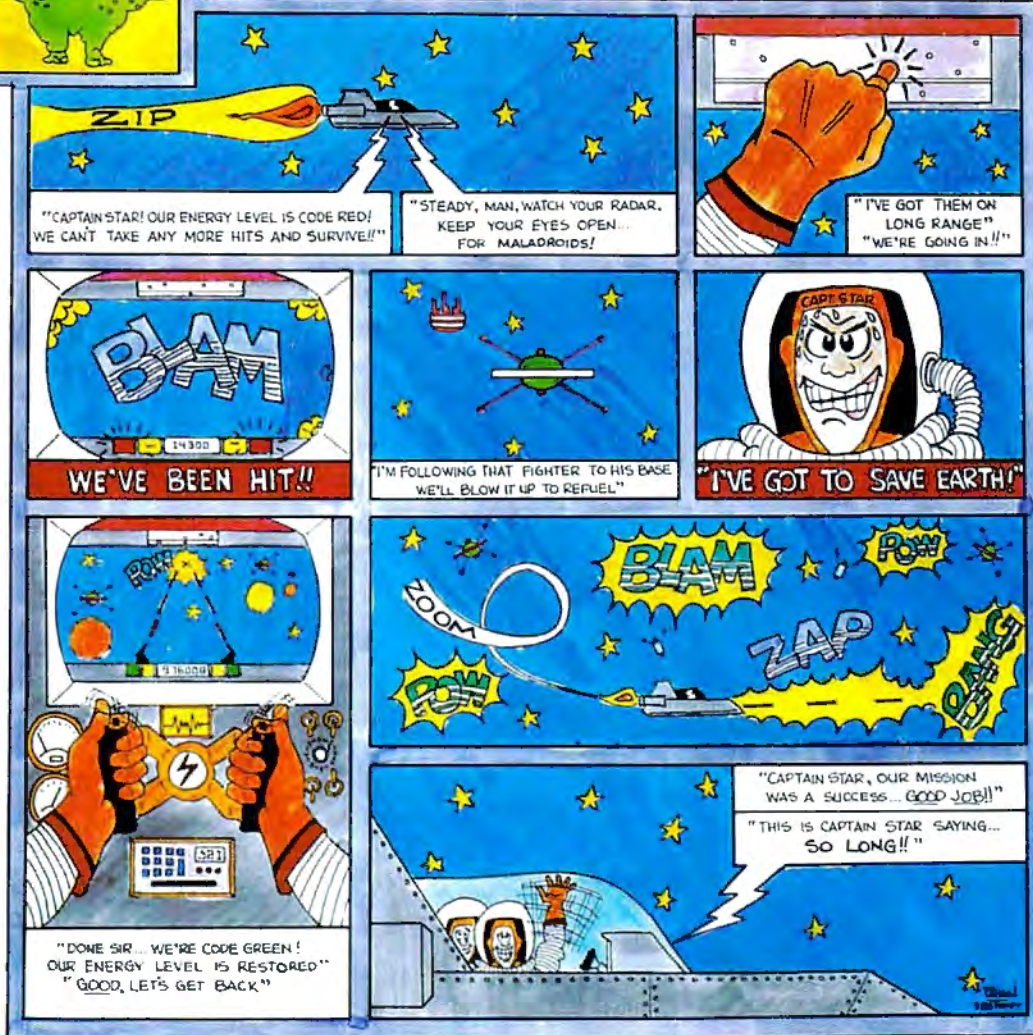
Chasing goblins on the VIC-20 version of Goblin.



Goblin on the Commodore 64.



# FINAL ORBIT™



© 1983 Sirius



For more information contact your local Sirius dealer or contact Sirius directly at 10364 Rockingham Drive, Sacramento, CA 95827 (916) 366-1195.



Atari 400, 800 & 1200 Cartridge  
VIC-20 Cartridge

Game design by Dan Thompson VIC-20 version programmed by Leonard Berton. Package, program and audio visual © 1983 Sirius Software, Inc. Sacramento, California 95827 All rights reserved.

Sirius and Final Orbit are trademarks of Sirius Software, Inc. Atari 400, 800 and 1200 are trademarks of Atari, Inc. VIC-20 is a trademark of Commodore Business Machines, Corp. Sirius is not affiliated with Atari or Commodore.



**WE STICK OUR G  
THE SUN D**



# GRAPHICS WHERE ON'T SHINE.

You'll never see Infocom's graphics on any computer screen. Because there's never been a computer built by man that could handle the images we produce. And, there never will be.

We draw our graphics from the limitless imagery of your imagination—a technology so powerful, it makes any picture that's ever come out of a screen look like graffiti by comparison.

And nobody knows how to unleash your imagination like Infocom.

Through our prose, your imagination makes you part of our stories, in control of what you do and where you go—yet unable to predict or control the course of events.


You're confronted with situations and logical puzzles the like of which you won't find elsewhere. And you're immersed in rich environments alive with personalities as real as any you'll meet in the flesh—yet all the more vivid because they're perceived directly by your mind's eye, not through your external senses. The method to this magic? We've found the way to plug our prose right into your psyche, and catapult you into a whole new dimension.

Take some tough critics' words about our words. *SOFTALK*, for example, called *ZORK® III*'s prose

“far more graphic than any depiction yet achieved by an adventure with graphics.” And the *NEW YORK TIMES* saw fit to print that our *DEADLINE™* is “an amazing feat of programming.” Even a journal as video-oriented as *ELECTRONIC GAMES* found Infocom prose to be such an eye-opener they named one of our games their Best Adventure of 1983.

Better still, bring an Infocom game home with you. Discover firsthand why thousands upon thousands of discriminating game players keep turning everything we write into instantaneous bestsellers.

Step up to Infocom. All words. No graffiti. The secret reaches of your mind are beckoning. A whole new dimension is in there waiting for you.



## INFOCOM™

The next dimension.

Infocom, Inc., 55 Wheeler St., Cambridge, MA 02138

For your: Apple II, Atari, Commodore 64, CP/M 8; DEC Rainbow, DEC RT-11, IBM, NEC APC, NEC PC-8000, Osborne 1, TI Professional, TRS-80 Model I, TRS-80 Model III.

## BEGINNING PROGRAMMERS

If you're new to computing, please read "How To Type COMPUTE!'s Programs" and "A Beginner's Guide To Typing In Programs."

### Program 1: Goblin – VIC Version


```
100 PRINT "{CLR}":POKE 52,28:POKE 56,28:C
LR:POKE 36869,255:POKE 36879,26
110 IFS>HSTHENHS=S
115 RESTORE:B=230:Z=8152:Z1=Z+30720:W=0:
S=J:G=0
120 FOR X=1TO32:READ A:POKEX+7167,A:NEXT
:FORX=1TO8:READA:POKEX+7423,A:NEXT
130 PRINT "{CLR}{RVS}{GRN}{5 RIGHT}G O B
L I N"
140 PRINT "{HOME}{RED}{2 DOWN}"SPC(12)"
{RVS}HS="HS:PRINT "{HOME}{RVS}{BLK}
{20 DOWN}O=LEFT{9 RIGHT}P=RIGHT"
150 FOR I=1 TO 65
160 X=INT(RND(1)*330)+7746
170 IFPEEK(X)=BTHEN 160
180 POKEX,B:POKEX+30720,0:NEXTI
190 FORI=1TO20
200 X=INT(RND(1)*330)+7746
210 IF PEEK(X)=BORPEEK(X)=1ORPEEK(X)=3TH
EN 200
220 IFPEEK(X+21)=BANDPEEK(X+22)=BANDPEEK
(X+23)=BTHENPOKEX,3:POKEX+30720,0:G=
G+1:GOTO240
230 POKEX,1:POKEX+30720,0
240 NEXT I
250 POKEZ,32:Z=Z-22:Z1=Z1-22:IF Z<7746 T
HEN Z=Z+374:Z1=Z1+374
260 GET A$:IFA$="O"THENZ=Z-1:Z1=Z1-1
270 IFA$="P"THENZ=Z+1:Z1=Z1+1
280 IFPEEK(Z)=B THEN 410
290 IFPEEK(Z)=1 THEN GOSUB 330
300 POKEZ,0:POKEZ1,0:FORT=1TO220:NEXT
310 IFW=20-G THEN J=S:GOSUB350:GOTO110
320 GOTO 250
330 W=W+1:S=S+25:PRINT "{HOME}{BLU}
{2 DOWN}{RVS}"S:POKE36878,15
340 FORT=235TO250:POKE36876,T:NEXT:POKE3
6876,0:RETURN
350 PRINT "{HOME}{RED}{16 DOWN}{RVS}*****
*ALL RIGHT!*****"
355 FORI=1TO10:GETA$:NEXTI:REM COLLECT G
ARBAGE
360 FORI=1TO25
370 X=INT(RND(1)*15)+233
380 POKE36878,15:POKE36875,X
390 FORT=1TO30:NEXTT:NEXTI
400 POKE36878,0:POKE36875,0:RETURN
410 POKE36877,200:FORV=15TO0STEP-1:POKE3
6878,V:NEXT:POKE36877,0:POKEZ,2
420 FORX=7746TO8075:IF PEEK(X)<>1THEN NE
XTX
430 IFPEEK(X)=1THEN POKEX,3:NEXTX
440 J=0
445 FORI=1TO10:GET C$:NEXTI
450 PRINT "{HOME}{BLU}{18 DOWN}{RIGHT}
{RVS}PLAY AGAIN? (Y/N)"
465 GET C$:IF C$="" THEN 465
470 IFC$="Y"THEN 110
490 POKE 36869,240:POKE36879,27:POKE52,3
0:POKE56,30:PRINT "{CLR}SEE YA!"
500 DATA126,219,219,255,165,90,90,165,60
,66,165,129,153,165,66,60
```

```
510 DATA 170,85,170,85,126,219,255,189,6
0,66,165,129,165,153,66,60
520 DATA 0,0,0,0,0,0,0,0
```

### Program 2: Goblin – 64 Version

```
80 POKE 53280,2:POKE 53281,1
90 PRINT "{CLR}{7 DOWN}{4 RIGHT}PLEASE WA
IT...DEFINING CHARACTERS";
100 POKE 52,48:POKE 56,48:CLR:POKE56334,
PEEK(56334)AND254
105 POKE1,PEEK(1)AND251
108 FORN=0TO2047:POKEN+12288,PEEK(N+5324
8):NEXTN
109 FOR N=0 TO 7:POKEN+12320,PEEK(N+5406
4):NEXT N
110 IFS>HSTHENHS=S
112 RESTORE:B=4:Z=1964:Z1=Z+54272:W=0:S=
J:G=0
115 VS=54296:AD=54277:SR=54278:WF=54276:
LB=54272:HB=54273
120 FOR X=0TO31:READ A:POKEX+12288,A:NEX
T
123 POKE 1,PEEK(1)OR4:POKE56334,PEEK(563
34)ORI
125 POKE 53272,(PEEK(53272)AND240)+12
130 PRINT "{CLR}{GRN}{14 RIGHT}{RVS}G O B
L I N"
140 PRINT "{HOME}{RED}{2 DOWN}{RVS}"SPC(1
7)"HS="HS
145 PRINT "{HOME}{BLK}{22 DOWN}{RVS}O=LEF
T";SPC(27);"P=RIGHT"
150 FOR I=1 TO 118
160 X=INT(RND(1)*680)+1144
170 IFPEEK(X)=BTHEN 160
180 POKEX,B:POKEX+54272,0:NEXTI
190 FORI=1TO36
195 G1=0
200 X=INT(RND(1)*680)+1144
210 IF PEEK(X)=BORPEEK(X)=1ORPEEK(X)=3TH
EN 200
220 IFPEEK(X+39)=BANDPEEK(X+40)=BANDPEEK
(X+41)=BTHENPOKEX,3:POKEX+54272,0:G1
=1
225 IF G1=1 THEN G=G+1:GOTO 240
230 POKEX,1:POKEX+54272,0
240 NEXT I
250 POKEZ,32:Z=Z-40:Z1=Z1-40:IF Z<1144 T
HEN Z=Z+760:Z1=Z1+760
260 GET A$:IFA$="O"THENZ=Z-1:Z1=Z1-1
270 IFA$="P"THENZ=Z+1:Z1=Z1+1
280 IFPEEK(Z)=B THEN 410
290 IFPEEK(Z)=1 THEN GOSUB 330
300 POKEZ,0:POKEZ1,0:FORT=1TO220:NEXT
310 IFW=36-G THEN J=S:GOSUB350:GOTO110
320 GOTO 250
330 W=W+1:S=S+25:PRINT "{HOME}{BLU}
{2 DOWN}"S:POKE VS,15:POKE AD,30:POK
E SR,200:POKE WF,17
340 POKEHB,71:POKELB,12:FORT=1TO90:NEXTT
:POKEVS,0:POKEHB,0:POKELB,0:RETURN
350 PRINT "{HOME}{RED}{18 DOWN}{8 RIGHT}
{RVS}*****ALL RIGHT!*****"
355 FORI=1TO10:GETC$:NEXTI:REM COLLECT G
ARBAGE
360 POKE VS,15:POKE AD,30:POKE SR,200:PO
KE WF,17:FOR I=1 TO 17
370 H=INT(RND(0)*10)+21:L=INT(RND(0)*45)
+210:POKE HB,H:POKE LB,L
380 FOR T=1 TO 80:NEXT T:NEXTI:POKE VS,0
:POKE HB,0:POKE LB,0
```

# The Home Accountant.<sup>TM</sup> The #1 best-seller.



Any home finance package will balance your checkbook. But to become the #1 best-seller you've got to be something special.

The Home Accountant<sup>TM</sup> is.

It's the only one that prints a net worth statement and a personal finance statement. So you know exactly where you stand financially every day of the year. It will even print your checks, automatically.

Not only that, The Home Accountant<sup>TM</sup> lets you label every transaction. Just imagine sitting down to do your taxes and having every penny you've spent and earned neatly listed by category—and available at the touch of a button. It's an incredible time-saver.

You can also create bar, line and trend analysis graphs for every category—in color. It's great for realistic budgeting.

Sound amazing? Wait, there's more.

Let's say you write a check to pay your Visa. The Home Accountant<sup>TM</sup> automatically debits your checking account and credits your Visa account.

And it does this with every one of the two hundred\* budget categories: credit cards, checking accounts, money markets, cash, rent checks, insurance payments—you customize your own financial package.

Check out The Home Accountant<sup>TM</sup> soon. You'll find it does a lot more than simply manage your money.

It manages your money simply.

\*The Home Accountant<sup>TM</sup> is available for the Apple II/IBM Personal Computer/Atari 400/800 Computers/Osborne/TRS 80 Model III/Commodore 64/Texas Instruments Professional/Zenith Z-100/110. The actual budget capacities will vary with each computer.



**Continental  
Software**

A Division of Arrays, Inc.

## It sells the most, because it does the most!

```

400 RETURN
410 POKEZ,2:POKEVS,15:POKEAD,30:POKESR,2
00:POKEWF,129:POKE HB,2:POKE LB,125
415 FOR I=1 TO 400:NEXT I:POKE VS,15:POK
E HB,0:POKE LB,0
420 FORX=1144TO1823:IF PEEK(X)<>1THEN NE
XTX
430 IFFPEEK(X)=1THEN POKE X,3:NEXTX
440 J=0
445 FORI=1TO10:GET C$:NEXTI
450 PRINT"[HOME]{BLU}[20 DOWN]{RVS}PLAY
AGAIN? (Y/N)":POKE 646,14
465 GET C$:IF C$="" THEN 465
470 IFC$="Y"THEN 110
490 POKE53272,21:POKE53280,14:POKE53281,
6:POKE 52,50:POKE56,50:PRINT"[CLR]SE
E YA!"
500 DATA126,219,219,255,165,90,90,165,60
,66,165,129,153,165,66,60
510 DATA 170,85,170,85,126,219,255,189,6
0,66,165,129,165,153,66,60
520 DATA 0,0,0,0,0,0,0,0

```

### Program 3: Goblin – Atari Version

```

90 SCREEN=PEEK(88)+256*PEEK(89):DIM
A$(3):OPEN #1,4,0,"K:"
100 GRAPHICS 1+16:POSITION 1,10:? #6
; "...PLEASE WAIT..."
105 GOSUB 2000
107 IF S>HS THEN HS=S
108 S=J1:W=0:Z=SCREEN+900:G=0
110 GRAPHICS 0:POKE 752,1:SETCOLOR 4
,6,6:SETCOLOR 2,10,1:POSITION 13
,0:PRINT "G G G G G G"
115 POKE 756,CHSET/256
120 POSITION 16,2:? "GS":;HS:POSITI
ON 1,22:? "LEFT=+ KEY":POSITION
28,22:? "RIGHT=* KEY";
150 FOR I=1 TO 120
160 X=SCREEN+INT(RND(0)*640)+160
170 IF PEEK(X)=7 THEN 160
180 POKE X,7:NEXT I
190 FOR I=1 TO 36
200 X=SCREEN+INT(RND(0)*640)+160
210 IF PEEK(X)=7 OR PEEK(X)=1 OR PEE
K(X)=32 THEN 200
220 IF PEEK(X+39)=7 AND PEEK(X+40)=7
AND PEEK(X+41)=7 THEN POKE X,1:
G=G+1:GOTO 240
230 POKE X,32
240 NEXT I
245 SOUND 1,50,10,12:FOR I=1 TO 50:N
EXT I:SOUND 1,0,0,0:FOR I=1 TO 2
00:NEXT I
250 POKE Z,0:Z=Z-40:IF Z<SCREEN+120
THEN Z=Z+760
260 A=PEEK(764):POKE 764,255:IF A=7
THEN Z=Z+1
270 IF A=6 THEN Z=Z-1
280 IF PEEK(Z)=7 THEN 410
290 IF PEEK(Z)=32 THEN GOSUB 330
300 POKE Z,5:FOR T=1 TO 100:NEXT T
310 IF W=36-G THEN J1=S:GOSUB 350:GO
TO 107
320 GOTO 250
330 W=W+1:S=S+25:POSITION 3,2:? S
340 SOUND 2,20,14,12:FOR I=1 TO 20:S
OUND 2,0,0,0

```

```

345 RETURN
350 FOR I=SCREEN+360 TO SCREEN+480:P
OKE I,0:NEXT I:POSITION 10,10:?
"*** ALL RIGHT ***"
355 J1=S
360 FOR X=1 TO 20:SOUND 1,30-X,10,12
:FOR I=1 TO 40:NEXT I:NEXT X:SOU
ND 1,0,0,0
400 RETURN
410 POKE Z,6
415 FOR V=12 TO 0 STEP -1:SOUND 1,40
,2,V:SOUND 2,70,12,V:SETCOLOR 4,
V,6:FOR I=1 TO 40:NEXT I:NEXT V
418 SETCOLOR 4,6,6:SOUND 1,0,0,0:SOU
ND 2,0,0,0
420 FOR X=SCREEN+160 TO SCREEN+800:I
F PEEK(X)<>32 THEN NEXT X
430 IF PEEK(X)=32 THEN POKE X,1:NEXT
X
440 J1=0
450 POKE 764,255:POSITION 10,21:? "P
lay Again (Y/N)?":;GET #1,A
460 IF A=ASC("Y") THEN 107
470 GRAPHICS 1+16:POSITION 3,10:? #6
; "...SEE YA..." :FOR I=1 TO 800:N
EXT I:END
2000 CHSET=(PEEK(106)-8)*256:FOR I=0
TO 1023:POKE CHSET+I,PEEK(5734
4+I):NEXT I
2001 RESTORE 2005
2002 READ A:IF A=-1 THEN RETURN
2003 FOR J=0 TO 7:READ B:POKE CHSET+
A*8+J,B:NEXT J
2004 GOTO 2002
2005 DATA 1,60,126,219,255,189,195,1
26,60
2006 DATA 5,60,126,219,255,195,153,2
55,255
2007 DATA 6,204,204,51,51,204,126,21
9,255
2008 DATA 7,204,204,51,51,204,204,51
,51
2009 DATA 32,60,126,219,255,231,219,
126,0
2010 DATA -1

```




Atari version of Goblin.



# Hello, We're

# Adventure International



And we're publishers of some of the finest microcomputer software programs available. If you can write a **top-quality** program, or can convert some of our best-sellers to other computers, we want to hear from you — Now.

We have the advertising, international distribution, manufacturing and marketing know-how to send top-quality programs to the top of the charts.

If your program is **top quality** — give us a call, or write for our Adventure International Author Information Kit.

Copyright © 1983

 **Adventure**  
INTERNATIONAL

Box 3435  
Longwood, Florida 32750  
Telephone: (305) 862-6917  
Ask for Author Assistance




We are publishers of the top-selling Scott Adams Adventure Series and other fine Entertainment and Applications Programs.


## Program 4: Goblin – TI-99/4A Version

```
100 RANDOMIZE
110 GOTO 170
120 FOR I=1 TO LEN(H$)
130 R=ASC(SEG$(H$,I,1))
140 CALL HCHAR(ROW,XCOL+I,R)
150 NEXT I
160 RETURN
170 A=96
180 B=97
190 C=104
200 D=105
210 Z=24
220 COL=16
230 W=0
240 G=0
250 S=J
260 CALL CLEAR
270 IF S>HS THEN 290
280 GOTO 300
290 HS=S
300 GOSUB 1270
310 CALL SCREEN(16)
320 PRINT "{8 SPACES}G O B L I N"
330 PRINT
340 PRINT "{10 SPACES}HS : "
350 FOR I=1 TO 19
360 PRINT
370 NEXT I
380 PRINT "O=LEFT(14 SPACES)P=RIGHT"
;
390 ROW=4
400 XCOL=17
410 H$=STR$(HS)
420 GOSUB 120
430 FOR I=1 TO 80
440 X=INT(RND*30)+2
450 Y=INT(RND*16)+6
460 CALL GCHAR(Y,X,L)
470 IF L=B THEN 440
480 CALL HCHAR(Y,X,B)
490 NEXT I
500 FOR I=1 TO 27
510 X=INT(RND*30)+2
520 Y=INT(RND*16)+6
530 CALL GCHAR(Y,X,L)
540 IF (L=B)+(L=C)+(L=D) THEN 510
550 CALL GCHAR(Y+1,X-1,L)
560 CALL GCHAR(Y+1,X,M)
570 CALL GCHAR(Y+1,X+1,N)
580 IF (L<>B)+(M<>B)+(N<>B) THEN 620
590 CALL HCHAR(Y,X,D)
600 G=G+1
610 GOTO 630
620 CALL HCHAR(Y,X,C)
630 NEXT I
640 CALL SOUND(100,500,6)
650 CALL HCHAR(Z,COL,32)
660 IF L<>C THEN 680
670 CALL SOUND(10,880,4)
680 Z=Z-1
690 IF Z>4 THEN 710
700 Z=23
710 CALL KEY(0,L,ST)
720 IF (L<>79)*(L<>80) THEN 770
730 IF L<>79 THEN 760
740 COL=COL-SGN(COL-2)
750 GOTO 770
760 COL=COL+SGN(30-COL)
770 CALL GCHAR(Z,COL,L)
780 IF L=B THEN 1060
790 IF L=C THEN 850
800 CALL HCHAR(Z,COL,A)
810 FOR I=1 TO 25
820 NEXT I
830 IF W=27-G THEN 920
840 GOTO 650
850 W=W+1
860 S=S+25
870 H$=STR$(S)
880 ROW=4
890 XCOL=3
900 GOSUB 120
910 GOTO 800
920 J=S
930 CALL HCHAR(10,1,32,31)
940 GOSUB 120
950 H$="*** ALL RIGHT! ***"
960 XCOL=6
970 ROW=10
980 GOSUB 120
990 FOR I=1 TO 15
1000 X=INT(RND*100)+300
1010 CALL SOUND(75,X,8)
1020 NEXT I
1030 FOR I=1 TO 100
1040 NEXT I
1050 GOTO 210
1060 REM WHOOPS! ...YOU CRASHED...
1070 CALL HCHAR(Z,COL,98)
1080 FOR I=3 TO 30 STEP 3
1090 CALL SOUND(50,-7,I)
1100 NEXT I
1110 CALL CHAR(104,"3C42A581A599423
C")
1120 J=0
1130 HS=S
1140 H$="PLAY AGAIN (Y / N)?"
1150 ROW=22
1160 XCOL=2
1170 GOSUB 120
1180 CALL KEY(0,L,ST)
1190 IF ST=0 THEN 1180
1200 H$=CHR$(L)
1210 IF H$="Y" THEN 1250
1220 CALL CLEAR
1230 PRINT "SEE YA!"
1240 END
1250 CALL CHAR(104,"3C3CA58199A5423
C")
1260 GOTO 210
1270 REM DEFINE CUSTOM CHARS
1280 REM CHAR 96 - GOBLIN
1290 CALL CHAR(96,"7EDBDBFFA55A5AA5
")
1300 REM CHAR 97 - BARRIER
1310 CALL CHAR(97,"CCCC3333CCCC3333
")
1320 REM CHAR 98 - CRUNCHED GOBLIN
1330 CALL CHAR(98,"CCCC33337EDBFFBD
")
1340 REM CHAR - 104 - FROWN
1350 CALL CHAR(104,"3C3CA58199A5423
C")
1360 REM CHAR - 105 - SMILE
1370 CALL CHAR(105,"3C42A581A599423
C")
1380 CALL COLOR(10,7,1)
1390 FOR I=5 TO 8
1400 CALL COLOR(I,16,14)
1410 NEXT I
1420 RETURN
```





Goblin, TI-99/4A version



The Apple version of Goblin.

### Program 5: Goblin – Apple Version

```

10 REM *THIS PROGRAM REQUIRES A DISK D
  RIVE
20 REM AND THE APPLE 'DOS TOOL KIT PR
  OGRAMMING
30 REM UTILITIES DISK' TO RUN.
40 REM *PLACE THE ABOVE UTILITY DISK I
  N YOUR
50 REM DRIVE BEFORE RUNNING THIS PROG
  RAM.
55 GOSUB 1000
60 DIM XLX(23): FOR I = 0 TO 7:XLX(I) =
  1024 + 128 * I:XLX(I + 8) = 1064 +
  128 * I:XLX(I + 16) = 1104 + 128 *
  I: NEXT I
85 HOME : HGR : POKE - 16302,0: IF S >
  HS THEN HS = S
90 ZROW = 23:ZCOL = 19:W = 0:S = J1:G =
  0
100 VTAB 1: HTAB 17: PRINT CHR$(1);"
  0"; CHR$(9);"G O B L I N";
110 VTAB 2: HTAB 19: PRINT "HS"; CHR$(
  14);": ";HS: VTAB 23: PRINT "LEFT
  ="; CHR$(9);"LEFT ARROW"; CHR$(1
  4);
120 HTAB 24: PRINT "RIGHT="; CHR$(9);
  "RIGHT ARROW"; CHR$(14);
125 PRINT CHR$(1);"1";
130 FOR I = 1 TO 120
135 ROW = INT ( RND (1) * 15) + 5:COL =
  INT ( RND (1) * 38) + 2
140 X = XLX(ROW) + COL: IF PEEK (X) =
  164 THEN 135
145 VTAB ROW: HTAB COL: PRINT CHR$(1
  64);: NEXT I
150 FOR I = 1 TO 36
160 ROW = INT ( RND (1) * 15) + 5:COL =
  INT ( RND (1) * 38) + 2:X = XLX(R
  OW - 1) + COL - 1
170 IF PEEK (X) = 164 OR PEEK (X) =
  161 OR PEEK (X) = 163 THEN 160
180 IF PEEK (XLX(ROW) + COL - 2) = 16
  4 AND PEEK (XLX(ROW) + COL - 1) =
  164 AND PEEK (XLX(ROW) + COL) = 1
  64 THEN HTAB COL: VTAB ROW: PRINT
  CHR$(161);:G = G + 1:GOTO 200
190 HTAB COL: VTAB ROW: PRINT CHR$(163);

```

```

200 NEXT I
240 POKE 768,5: POKE 769,180: CALL 770
250 Z = XLX(ZROW) + ZCOL: HTAB ZCOL: VTAB
  ZROW: PRINT CHR$(167);:ZROW = ZR
  OW - 1: IF ZROW < 3 THEN ZROW = 21
260 A = PEEK ( - 16384): POKE - 16368
  ,0: IF A = 136 THEN ZCOL = ZCOL -
  1: IF ZCOL < 1 THEN ZCOL = 39
270 IF A = 149 THEN ZCOL = ZCOL + 1: IF
  ZCOL > 39 THEN ZCOL = 2
280 IF PEEK (XLX(ZROW - 1) + ZCOL - 1
  ) = 164 THEN 410
290 IF PEEK (XLX(ZROW - 1) + ZCOL - 1
  ) = 163 THEN GOSUB 330
300 HTAB ZCOL: VTAB ZROW: PRINT CHR$(
  165);: FOR T = 1 TO 100: NEXT T
310 IF W = 36 - G THEN J = S: GOSUB 35
  0: GOTO 85
320 GOTO 250
330 W = W + 1:S = S + 25: VTAB 2: HTAB
  3: PRINT CHR$(1);"0";S; CHR$(14
  ); CHR$(1);"1";
340 POKE 768,2: POKE 769,230: CALL 770
345 RETURN
350 FOR J = 10 TO 12: VTAB J: FOR I =
  0 TO 39: HTAB I: PRINT CHR$(167)
  ;: NEXT I: NEXT J: VTAB 17: HTAB 1
  0: PRINT CHR$(1);"0";"***** ALL
  RIGHT! *****"; CHR$(1);"1";
360 FOR I = 1 TO 10
370 POKE 768, INT ( RND (1) * 3) + 1: POKE
  769, INT ( RND (1) * 15) + 130: CALL
  770
380 NEXT I
385 J1 = S
390 FOR J = 1 TO 500: NEXT J
400 RETURN
410 HTAB ZCOL: VTAB ZROW: PRINT CHR$(
  166);:C = 0
415 X = PEEK ( - 16336):C = C + 1: IF
  C < 15 THEN 415
420 FOR ROW = 0 TO 23: FOR COL = 1 TO
  38:X = XLX(ROW) + COL: IF PEEK (X
  ) < > 163 THEN NEXT COL: NEXT ROW
430 IF PEEK (X) = 163 THEN VTAB ROW +
  1: HTAB COL + 1: PRINT CHR$(161)
  ;: NEXT COL: NEXT ROW
440 J1 = 0: VTAB 21: HTAB 13: PRINT CHR$(
  1);"0";"PLAY AGAIN ("; CHR$(9);"

```

```

Y"; CHR$ (14);"/"; CHR$ (9);"N"; CHR$
(14);") ?";
450 POKE - 16368,0: GET C$: IF C$ = "
Y" THEN 85
460 TEXT : HOME : VTAB 4: HTAB 2: PRINT
"SEE YA!...HIT RESET...": FOR I =
1 TO 1000: NEXT I: END
1000 REM INIT SUBROUTINE
1020 ADRS = 0
1030 PRINT CHR$ (4);"BLOAD RBOOT"
1040 CALL 520
1050 ADRS = USR (0),"HRCG"
1051 IF ADRS < 0 THEN ADRS = ADRS + 65536
1060 CS = ADRS - 768
1061 CH = INT (CS / 256):CL = CS - CH *256
1062 POKE ADRS + 7,CL: POKE ADRS + 8,CH
1070 HIMEM: CS
1080 READ A: IF A = - 1 THEN 1100
1090 FOR J = 0 TO 7: READ B: POKE CS +
A * 8 + J,B: NEXT : GOTO 1080
1100 CALL ADRS + 3
1110 PRINT CHR$ (16)
1150 REM SOUND ROUTINE
1160 FOR I = 770 TO 795: READ M: POKE
I,M: NEXT
1170 RETURN
1500 DATA 1,28,62,127,107,127,93,34,28
1510 DATA 3,28,62,107,127,99,93,62,28
1520 DATA 4,85,42,85,42,85,42,85,42
1530 DATA 5,28,62,107,127,107,85,127,119
1540 DATA 6,85,42,85,42,85,62,107,127
1545 DATA 7,0,0,0,0,0,0,0,0
1550 DATA -1
1560 DATA 172,1,3,174,1,3,169,4,32,16
8,252,173,48,192,232,208,253,136,2
0B,239,206,0,3,208,231,96

```



**WICO  
COMMAND  
CONTROL  
JOYSTICK**

**NEW**

**TRUE  
ARCADE  
ACTION**

**FROM GATOR MARKETING  
FIRST BASE  
JOYSTICK BASE  
FOR WICO JOYSTICKS**

**SPECIAL INTRODUCTORY OFFER**  
**SAVE 20%** JOYSTICK & BASE  
CALL FOR PRICES

ADD \$3 PER ORDER FOR POSTAGE AND HANDLING • CHECK, MONEY  
ORDER, MASTERCARD OR VISA, C.O.D. (C.O.D. CHARGES ADDED) • FLA.  
RESIDENTS ADD 5% SALES TAX • FOREIGN ORDERS MUST BE PREPAID.

**GATOR MARKETING ENTERPRIZES, INC.**  
P.O. BOX 296 • CASSELBERRY, FL 32707  
FOR RETAIL ORDERS AND INFO — (305) 699-5848  
DEALER INQUIRIES INVITED — PRICES SUBJECT TO CHANGE

**OUR NEW BABIES.**



**TAC-2**  
Totally Accurate Controller™  
JOYSTICK CONTROLLER FOR ATARI  
GAME, SEARS TELEGAME, ATARI  
400/800, COMMODORE VIC.\*

If your joysticks are like most, you can't feel when you have made a move. You only see it on the screen, when it's too late. Suncom has a solution. TAC-2. Totally Accurate Controller — 2 fire buttons.

With its longer shaft, arcade style ball top, and exclusive Suncom internal construction, TAC-2 gives you that extra control...you can feel absolutely, positively, for sure, exactly when you have made a move. And with its 2 fire buttons, TAC-2 is equally fair to left handers and right handers.

TAC-2 comes with Suncom's famous 2 year warranty. And it comes with something else. Totally Accurate Control.

**JOY-SENSOR**  
TOUCH SENSITIVE JOYSTICK  
CONTROLLER FOR ATARI GAME,  
SEARS TELEGAME, ATARI 400/800,  
COMMODORE VIC.\*

Our engineering staff has spent months creating, designing and refining the Joy-Sensor. The digitally simulated joystick controller with no stick, to bring you just the right combination of control and responsiveness. Now, the slightest touch is all that it takes to effect control movements on your game screen. Rock your finger or thumb back and forth, and it seems like Joy-Sensor has read your mind. Moves are executed much faster because there is no stick to move, no resistance to movement.

Your ships will fly across the screen as easily as light flies through space. Your laser rays will fire exactly when you want them to. You will never go back to your old joystick again.

**Suncom**  
Incorporated  
650E Anthony Trail, Northbrook, IL 60062

**Starfighter**  
for  
apple  
JOYSTICK CONTROLLER FOR  
APPLE COMPUTER\*

You own an Apple Computer. You probably use it for entertainment and to play games. We think that you deserve a controller that is as up and keeping with new technology as your computer. So we designed one. From scratch. Brand new internally. Starfighter. For Apple.

Starfighter for Apple has many of its Atari-compatible counterpart's exterior physical characteristics. Round-cornered and smooth, it won't fatigue you over those long playing sessions. And internally, its new, advanced design gives you a kind of feel and response during game play that you have never experienced before.

Of course, Starfighter for Apple comes with a 2 year warranty. From your friends at Suncom.

\*Products and trademarks of Atari, Sears, Commodore, Apple Computer.

**POWER LINE  
PROBLEMS?**



**SPIKE-SPIKER® ...THE SOLUTION**

Protects, organizes, controls computers & sensitive electronic equipment. Helps prevent software "glitches", unexplained memory loss, and equipment damage. Filter models attenuate conducted RF interference. 120V, 15 Amps. Other models available. Ask for free literature.

**DELUXE POWER CONSOLE**  
**\$79.95**  
Transient absorber, dual 5-stage filter, 8 individually switched sockets, fused, main switch, & lite.

**QUAD-II \$59.95**  
Transient absorber, Dual 3 stage filter, 4 sockets, lite.

**QUAD-I \$49.95**  
Transient absorber, 4 sockets.

**MINI-II \$44.95**  
Transient absorber, 3 stage filter, 2 sockets.

**MINI-I \$34.95**  
Transient absorber, 2 sockets.

**KAGLO®**  
6584 Ruch Rd., Dept. CP  
Bethlehem, PA 18017

**215-837-0700**  
Out of State Order Toll Free  
**800-523-9685**

DEALER INQUIRIES INVITED • CODs add \$3.00 + Ship.

# SpeedSki

Dub Scroggin

*SpeedSki takes VIC BASIC to its limits. Like most good action games, SpeedSki is easy to learn and hard to master. What's equally impressive, the program runs extremely fast, and creates an excellent, realistic physical challenge. It sounds and feels like skiing – complete with jumps, trees, fences, and an ever-changing pathway.*

*Also, if you're interested in programming games in VIC BASIC, the author provides a complete explanation of how the program works. He discusses the techniques which permit such amazing execution speed.*

*With five skill levels, for one to four players, on any unexpanded VIC. The world's champion SpeedSkier (the author himself) has managed to achieve a score of 168 during a five-run series. Do better than that and you'll be the new record holder.*

---

“SpeedSki” is a fast, action VIC-20 game that fits in standard memory and makes full use of the VIC's color and sound capabilities. It is controlled from the keyboard and provides up to five rounds of play for one to four players, allowing each to select from any of five skill levels.

The game was designed around one central concept – speed. Every effort, short of machine language, has been used to make the game run as fast as possible without sacrificing too much realism. The result is an exciting game requiring concentration and practice. It's easy to learn the basics at skill level one, then step gradually up to level five, but mastery will take a lot of practice.

## Avoid The Hazards

The object is to steer a skier through 10 gates, while avoiding the hazards posed by trees and fences. The optional jumps will improve your time. The best possible time, about 29 seconds, can be achieved at skill level five by avoiding every hazard, hitting every gate, and taking every jump. But getting this best time is not easy, even for an expert. I've played the game several hundred times and have made a perfect score only a handful of times. And I'm the greatest SpeedSki player in the world. The fact that as I write this there are only three players in the world could have something to do with this, of course. The other two are my daughter, who is second best in the world, and a friend's son, who has played only once. My best score for a five-run series is 168. Beat that score and you'll be the world's champion SpeedSki player.

You should take the jumps whenever you can – they not only move you ahead, they also take you over trees you might otherwise hit, and increase your speed. Every time you hit a tree, you move up one line on the screen (to a limit of ten), and you have more time to react to the slope coming up from the bottom. You are also a little farther from the finish line. Whenever you hit a jump, you move down a line (to a limit of three below the center), so you are closer to the finish line, but you must also react faster.

There are a number of REMarks in the program listing as an aid to understanding, but I recommend they not be typed in because of the memory they consume.

## Defining Characters

Line 10 prints the title, and line 20 sets the memory limits that are necessary in a program employing user-defined characters. Moving the end of memory indicators hides a section of memory from BASIC, so this section can be used for storing the user-defined character values.

Try this: print FRE(X) and hit RETURN. Then type POKE 56,28: POKE 55,250: POKE 52,28: POKE 51,250 and hit RETURN. Now type FRE(X) and hit RETURN, again. You'll see the difference. BASIC has been fooled into thinking the end of its memory is closer than it really is, and you appear to have lost about 260 bytes of memory. Line 20 also sets the screen and border colors to white and white, like snow.

Line 30 reads X, a memory location in the protected area set up by line 20. If X is 0, then all data has been read, and control passes to the instructions starting in line 70. Otherwise, line 40 reads the values to be placed in X and the seven following bytes, and POKES these values in. For instance, line 30 reads “7672”. Line 40 then reads “16” and POKES 7672 to 16. Then it reads “56” and POKES 7673 to 56, then 7674 to 56, and so on.

Control then goes back to line 30 where the next value of X is read in and tested. The final data step contains a 0 for the value of X following the eight values of Y. So when all the data has been read in, line 30 ends this part of the program.

## Players And Skill Levels

Lines 70-90 print the directions. Note that the symbol “T” in line 70 means to press the Commodore flag key, and then hit the “T” to underline the title. Line 100 is used for inputting the number

# LUNA

## SOFTWARE



If you own a VIC 20 or Commodore '64 get ready to explore the potential of these fine machines with LUNA Software. The software supplier for the 80's.

We have broken free of the pack with stunning games such as our sophisticated, three-screen, FINAL CONQUEST, the newest entry to our '64 line.

Experience heart-racing surges of adrenalin while trying to outrun lightning-footed coyotes on our HYPER-HEN grid. And, if you're the PEDESTRIAN, keep a sharp eye on the traffic behind you, and the muggers ahead.

LUNA's full line of arcade style games and user-friendly business software makes us the industry's most sought after new supplier.

LUNA Software: Committed to providing you with State-of-the-Art concepts and programming to bring out the best possible performance from your Commodore computers. Call LUNA today for the name of a dealer in your area.

of players and also for rejecting bad input. A value outside the allowed range passes control back to line 70; the screen is cleared, the instructions are reprinted, and you are asked for the number of players again. Line 110 accepts the number of rounds desired and rejects bad input in the same manner as line 100.

Line 120 initializes the values of R (the number of the present round) and P (the number of the present player). Lines 130-140 prompt the player skill levels, and line 150 accepts the player choice as a string variable, A\$. Lines 160-200 assign values to S\$ based on the skill level input, and line 210 converts A\$ to the numeric variable SK. It then uses SK to establish a value for RN, which will control the number of trees printed.

The number of trees is tied to the skill level, so that the higher the skill level, the more trees there will be. If you'd like more trees, change the "1" to a larger number, but no more than 5. If SK is not an integer, or is outside the range of 1 to 5, line 210 rejects it. Moving the cursor up ten spaces and passing control back to line 130 makes it appear that the program does nothing but sit there until a correct input is given.

## Speed Versus Obstacles

Line 220 establishes a new value for SK to control the speed of the program – faster for higher skill levels. Line 230 POKEs 36869 to 255 and causes the user-defined character set to be used instead of the normal set. This may cause some problems with debugging.

If an error is present after this step, the program will stop, but all you'll see on the screen will be garbage with an occasional skier or tree thrown in. If this happens, hit the CTRL and RVS keys, then type POKe 36869, 240 and RETURN. All that garbage will suddenly make sense. Line 230 also clears the screen, sets the volume, and establishes S as the noise generator.

Line 240 prints the trees on the screen for the initial setup. Each time through this loop, a random value "L" between 1 and 19 is calculated. Then a fence section is printed on the left, a tree is printed at TAB(L), and a fence section is printed on the right.

The initial value of B is set to 7910 in line 250. This is the location of the skier in screen memory. C is the difference between the screen map position and the color code map position. F is the POKE value for the skier figure; the POKE value will be 55 when he's going to the left and 53 when he's going to the right. The last three statements of line 250 insure that the player is not faced with the no-escape situation of having trees directly in front of him at the start of a run.

Line 260 POKEs the flags of the first gate onto the screen, and line 270 prints the level that was

determined in lines 160-200. Line 280 puts the line between the flags for the first gate, and line 290 sounds the warning tones to let you know it's time to start. Just after the last tone, line 300 sets the timer. Line 310 then waits for you to press a key. If you don't hit a key for a while, that's okay, but the timer is running. You should use the time that the warning tones give you to plan your course through the first gate and then take off as soon as the last tone sounds.

Line 320 starts the main program loop. If SK is not zero, then the computer counts to SK before proceeding. This time delay, remember, is tied to the skill level to start with, but it may be reduced by hitting the jumps.

## Skier Movement

If F is 55 in line 330, the skier is going left, and a track is POKEd in behind him using a POKE value of 58. If not, he's going right and the track's POKE value is 59. The track is handled in line 340.

Lines 350 and 360 are the keyboard control steps. If PEEK(197) – which is the memory location that contains the current key pressed – is 29, then the key for going left has been pressed. D will later be used to produce movement to the left; F is set to the figure for going left; and S, which is the noise generator, is set to 245. If any other key is pressed, or even if no key is pressed, then the skier will be going to the right, and the values needed for D, F, and S are set by line 360. You'll notice this slight change in sound when you change directions; it should sound like wind.

## Gates And The Finish Line

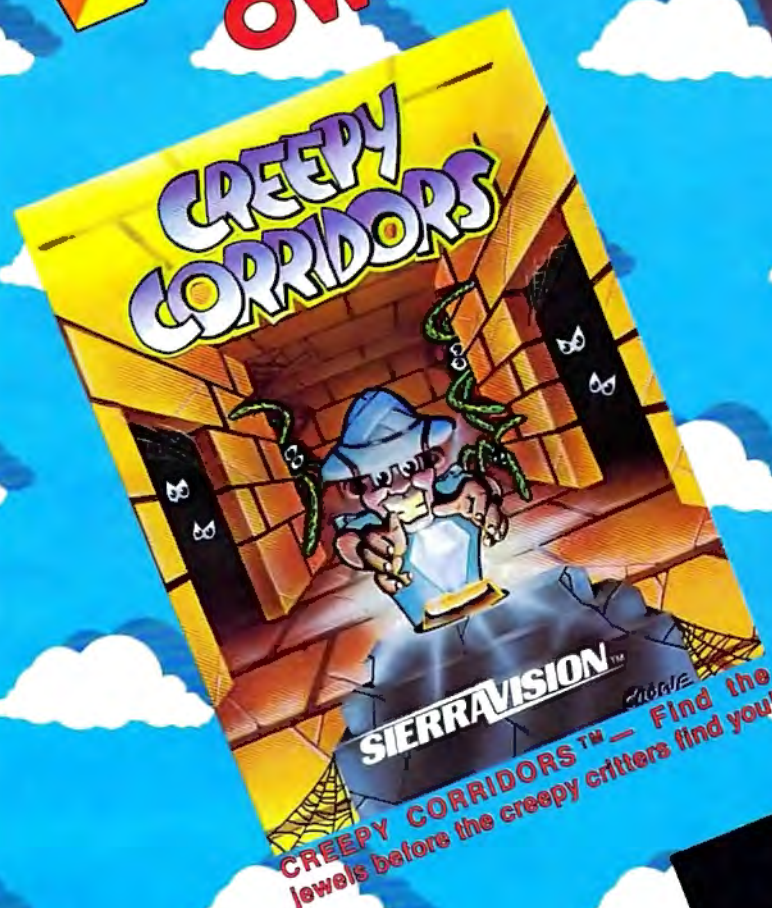
G is incremented in line 370. If it's less than 28, control passes to line 410, because no gate or finish line is required. Otherwise, G is reset to 0 in line 380, and E, which counts the gates, is incremented. If E is 10, a finish line is printed and control passes to 460. Line 390, which causes the program to end, is executed only if the skier is past the finish line. If E is less than 10, then a random value between 2 and 11, inclusive, is calculated. A gate is then printed starting at TAB(X), X being the random number just calculated. Control then passes to line 460.

If no gate or finish line needs printing, control passes from line 370 to line 410, skipping all the above to reduce the time required for a pass through the loop. If G is 10, then line 410 prints a jump at TAB(X), X now being a random number between 4 and 13, inclusive. Fence sections are also printed at the left and right sides of the screen.

Line 240 decides whether a tree will be printed using the value of RN that was established in line 210. For skill level five, RN will have a value of .6; if a random number is more than this, no tree is



# VIC-20 OWNERS



**CREEPY CORRIDORS™** — Find the jewels before the creepy critters find you!




**FLIP-N-MATCH™**. Find twin objects before time runs out.



**ULTIMA™** - Escape from Mt. Drash™. A real-time, fantastic adventure.

The sky's the limit! Now Vic 20 owners can get a bigger piece of the action with Sierra On-Line's new titles. We're starting with **CREEPY CORRIDORS™**, **FLIP-N-MATCH™**, and **ULTIMA™** - Escape from Mt. Drash™, and as weeks pass, we'll be bringing you more of our most popular titles.

AVAILABLE AT YOUR LOCAL COMPUTER STORE.



printed. This means a tree will be printed roughly 60 percent of the time. For the lower skill levels, this probability is reduced so that the lower the skill level, the fewer trees there will be. If no tree is to be printed, line 440 prints only the fence sections. Otherwise, line 430 prints a tree at TAB(L), L being a random value between 1 and 19, inclusive.

If PEEK (B) in line 450 is not 32 (a blank), then the skier has run into something and control passes to line 500 to find out what the skier has run into and what to do about it.

## The Illusion Of Motion

Line 460 POKES the skier's location blank, then calculates a new position by adding the value of D (determined in lines 350 and 360) to B, the skier's location. It then POKES the appropriate figure into that location. Essentially, the skier is placed on a horizontal line on the screen and is allowed to move only back and forth on that line. However, the screen is scrolling upward beneath him, so the illusion of forward motion is created.

The movement taken care of, control passes back to line 320 for another pass through the main loop. This loop, lines 320-470, has been kept as small as possible in order to minimize the time required for each pass through it. I have tried to be very stingy with time in this section, figuring that even one instruction repeated a few hundred times adds a lot of potentially unnecessary time.

## Flags And Fences

Line 500 is reached when line 450 detects that something has been struck. This entire section was originally a part of the main loop, but removing it from the loop and replacing it with the single statement in line 450 produced a significant increase in speed. Line 500 checks to see if a gate was hit. If so, it sounds a high tone to let you know you got credit for the gate, then increments H, the number of gates hit, and passes control back into the main loop.

Line 510 checks to see if a finish line was struck. If so, H is changed to the number of gates missed, the elapsed time is placed in TM, and control passes to line 640 to end the run.

If a flag was hit, line 520 sounds a low tone to let you know you were close but get no credit for the gate. Control then passes to line 570.

If a jump wasn't hit, line 530 transfers control to 570. Lines 540-560 handle the jumps. The skier is moved two spaces horizontally in the direction (D) that he was going, the value of G is stepped up to bring the next gate closer, the screen is skipped up ten spaces, and the value of SK is reduced, which results in a slight increase in speed. The skier is moved down one line on the screen unless he is already three lines below the center. Moving

him further down makes seeing what is coming very difficult, but if you'd like to try it, one way is to put a larger negative value here in place of the -3. If, for instance, you put a -10, the skier will move down every time you hit a jump. Another way would be to start the skier at a lower position on the screen. This would require simply changing the initial value of B in line 250.


Line 570 checks to see if a fence section was hit. If so, it changes your direction and passes control to 610 for the sound effect. Getting out of the fence may take a couple of tries. If a tree was struck, then line 580 changes the figure to a cross and passes control to line 600. Line 590 POKES S-3 to 0 in case it was set by hitting a flag in line 520, then passes you back to the main loop.

## Shaking The Screen

Line 600 causes the screen to shake a bit when you hit a tree. The inner loop here counts from 3 to 7, then from 4 to 6, and stops at 5. POKING these values into location 36864, which controls horizontal centering, shifts the screen rapidly back and forth around the normal value of 5. Line 610 increments OS, the number of objects that have been struck, and also controls both the sound effect and the changes in color of the cross in line 580. If a tree was struck, line 620 moves the skier up a line, adjusts the value of U, and checks to see if U has reached its limit of 10. If so, the run is aborted and you are given another chance. If not, line 630 passes control back to the main loop.

Line 640, the finish line sound effect, is reached only if the finish line was detected in line 510. Lines 650-660 print out the statistics on the run just completed and finish off the sound effect. Line 660 also POKES 36869 back to its normal state so that the scores can be printed.

Line 670 computes the player's cumulative score, adding the score for the run just completed to his total from previous rounds, and also prints




Downhill racing on the VIC-20 in SpeedSki.

# CREATIVE SOFTWARE

– the #1\* independent VIC-20 full-line software publisher in the U.S. – is proud to announce 4 new Game Cartridges & 5 Home Applications for the COMMODORE 64™

CREATIVE SOFTWARE PRESENTS  
A GAME ON CARTRIDGE FOR THE COMMODORE 64™


## MOONDUST™



Joystick controller required.

CREATIVE SOFTWARE PRESENTS  
A GAME ON CARTRIDGE FOR THE COMMODORE 64™

## SAVE NEW YORK™




Joystick controller required.

CREATIVE SOFTWARE PRESENTS

## ASTROBLITZ™

A GAME ON CARTRIDGE FOR THE COMMODORE 64™




Joystick controller required.

CREATIVE SOFTWARE PRESENTS

## TRASHMAN™

A GAME ON CARTRIDGE FOR THE COMMODORE 64™



Joystick controller required.

THIS GAME IS ALSO AVAILABLE FOR THE VIC-20.

THIS GAME IS ALSO AVAILABLE FOR THE VIC-20.

**CREATIVE SOFTWARE**  
A Division of ASCI, Inc.  
230 East Caribbean Drive  
Sunnyvale, CA 94086

\*Based on survey of distributors and retailers.  
Copyright 1983 by Creative Software. All rights reserved.  
"VIC-20," "COMMODORE" and "COMMODORE 64" are trademarks of COMMODORE ELECTRONICS, LTD.

**CAR COSTS**  
A HOME APPLICATION PROGRAM



**LOAN ANALYZER**  
A HOME APPLICATION PROGRAM




**HOUSEHOLD FINANCE**  
A HOME APPLICATION PROGRAM



**HOME INVENTORY**  
A HOME APPLICATION PROGRAM



**DECISION MAKER**  
A HOME APPLICATION PROGRAM



These Home Application Programs are also available for the VIC-20.

the round number. Line 680 then prints the cumulative scores for all the players, and line 690 reinitializes for the next run.

Line 700 increments the player number; if the last player hasn't gone yet, control passes back to line 130 to start another run. If the last player has just gone, line 710 increments the round number and checks to see if the game is over. If not, the player number is changed to 1 and a new round is begun. Otherwise, line 720 lets you know the game is over. It then turns the cursor white.

To rerun the program, hit RETURN, then type RUN and hit RETURN again. The reason for this odd procedure: it isn't visible because it's white on a white background, but some garbage has been picked up during the run and lies on the same line as the cursor. During the program this garbage is disposed of by the loop that rejects bad input for the skill level. There is no such loop at the end of the program, though.

Okay, time to get the program typed in, then hit the slopes. There's a world record waiting to be broken. Good luck.

#### Variable Listing

NP	Number of players
NR	Number of rounds
R	Present round number
P	Present player number
S\$	Slope title
SK	Time delay factor in main loop
RN	Controls probability of a tree being printed
S	Noise generator (36877)
L	Random variable used to position trees
B	Skier's location
C	Difference between screen map and color code map
F	Skier figure
TI\$	System clock
D	Direction (1 or -1) to be added to skier's location
G	Counts spaces between gates and jumps
E	Counts gates
X	Random variable used to position gates and jumps
H	Counts gates hit
TM	Elapsed time for run
U	Controls vertical movement of skier on screen
OS	Counts number of trees and fence sections struck
SC	Player's score for a run
Z(P)	Player's cumulative score where P is the player number

#### BEGINNING PROGRAMMERS

If you're new to computing, please read "How To Type COMPUTE!'s Programs" and "A Beginner's Guide To Typing In Programs."

#### SpeedSki

```

10 PRINT "{CLR}{9 DOWN}{3 SPACES}SPEED-SKI
I":PRINT "{9 DOWN}"
20 POKE56,28:POKE55,250:POKE52,28:POKE51
,250:POKE36879,25
30 READX:IFX=0THEN70
40 FORI=XTOX+7:READY:POKEI,Y:NEXTI:GOTO3
0

```

```

50 DATA7672,16,56,56,124,124,254,254,16
51 DATA7664,0,0,15,32,64,128,0,0
52 DATA7656,0,0,240,4,2,1,0,0
53 DATA7648,40,40,40,40,104,56,44,40
54 DATA7640,32,16,136,68,34,17,8,4
55 DATA7632,4,8,17,34,68,136,16,32
56 DATA7624,16,28,30,28,16,16,16,56
57 DATA7616,0,0,0,0,255,85,170,255
58 DATA7608,16,24,126,24,26,44,72,16
59 DATA7424,0,0,0,0,0,0,0,0
60 DATA7592,8,24,126,24,88,52,18,8
61 DATA7584,0,0,0,0,0,0,255,0
62 DATA7576,8,8,28,8,62,8,127,8
63 DATA7568,8,8,62,8,8,8,0,0,0
70 PRINT "{CLR}{BLK}{5 SPACES}SPEED-SKI":
PRINT "{22 T}"
80 PRINT "{UP}{BLU}YOUR SCORE IS ELAPSED
TIME + 5 FOR EACH GATEMISSED.
{2 SPACES}LOWEST SCORE WINS."
90 PRINT "{DOWN}PRESS {RVS}<{OFF} TO GO L
EFT{4 SPACES}AND {RVS}>{OFF}TO GO RIG
HT."
100 INPUT "{DOWN}NO. PLAYERS (1-4)";NP:IF
NP<1ORNP>4THEN70
110 INPUT "{DOWN}NO. ROUNDS{2 SPACES}(1-5
)";NR:IFNR<1ORNR>5THEN70
120 R=1:P=1
130 PRINT "{DOWN}{RVS}{CYN}SKIERS #";P:PRI
NT "{DOWN}{BLU}SLOPE DESIRED":PRINT "1
=BEGINNER":PRINT "2=INTERMEDIATE"
140 PRINT "3=ADVANCED":PRINT "4=OLYMPIC":P
RINT "5=PROFESSIONAL"
150 A$="":GETA$:IFA$=""THEN150
160 IFA$="1"THENS$="{2 SPACES}BEGINNER"
170 IFA$="2"THENS$="INTERMEDIATE"
180 IFA$="3"THENS$="{2 SPACES}ADVANCED"
190 IFA$="4"THENS$="{2 SPACES}OLYMPIC"
200 IFA$="5"THENS$="PROFESSIONAL"
210 SK=VAL(A$):RN=(SK+1)/10:IFSK<1ORSK>5
ORSK<>INT(SK)THENPRINT "{10 UP}":GOTO
130
220 SK=35-5*SK
230 POKE36869,255:PRINT "{CLR}":POKE36878
,15:S=36877
240 FORI=1TO22:L=INT(RND(1)*19)+1:PRINT "
{RED}<";TAB(L);"{GRN}?" ;TAB(20)"
{RED}<":NEXTI
250 B=7910:C=30720:F=55:POKEB,F:POKEB+C,
3:POKEB+22,32:POKEB+21,32:POKEB+23,3
2
260 POKE8125,57:POKE8131,57:POKE8125+C,4
:POKE8131+C,4
270 PRINT "{HOME}{8 DOWN}{4 SPACES}{RVS}"
;S$;"{13 DOWN}"
280 FORI=8126TO8130:POKEI,52:POKEI+C,4:N
EXTI
290 FORI=1TO5:POKES-1,220+5*I:FORT=1TO10
0:NEXTT:POKES-1,0:NEXTI
300 TI$="000000"
310 GETA$:IFA$=""THEN310
320 IFSKTHENFORT=1TOSK:NEXTT
330 IFF=55THENPOKEB-21,58:GOTO350
340 POKEB-23,59
350 IFPEEK(197)=29THEND=-1:F=55:POKES,24
5:GOTO370
360 D=1:F=53:POKES,246
370 G=G+1:IFG<28THEN410
380 G=0:E=E+1:IFE=10THENPRINT "{PUR}98888
888888888888889":GOTO460

```

## Exterminator By Ken Grant

Just about as action-packed and complex as is nufisically possible in your standard 5K VIC 20. This extremely well-written, machine code game is invariably praised by customers and has been called the second best tape game made for the VIC of 1982 (oh, no, not by us, we don't agree with that opinion). Rapidfire from the bottom of the screen at moving insects and creatures... anything that moves, and even anything that doesn't. Just don't be overrun by any or all. It's as much fun the hundredth time you play it as it was the first. This game plays stick or key and runs in standard 5K VIC 20.

**3-D Man** Not just another eat-the-dots-in-a-maze game, this! Though you find yourself in an edible dot-littered floor plan that may seem vaguely familiar, we guarantee you have never looked at it from this perspective (eye level) before. The dots diminish into the distance as you race down a hallway eating them one after the other. The dot-remaining counter on the right clicks downward. Race through a 4-way intersection and whoops! Head to head with one of the ghosts that haunt these halls! Back quickly on the stick puts you facing the dotless hall you just cleaned out when... another ghost! A quick left turn into that junction saves you, but in the confusion you've lost direction momentarily and must check the miniature radar plotting screen to set things straight... Definitely, an ordinary maze game this one is *not*. 3-D Man requires a joystick and at least 3K extra memory.

**Racefun** Extensive use of multi-color character graphic capabilities of the VIC make this game very appealing to the eye. Fast all-machine language action, quick response to the stick or keyboard-controlled throttle, combine with the challenge of driving in ever-faster traffic to make it appeal to the rest of the body. Plays joystick or keyboard.



**Antimatter Splatter!** A more dastardly alien could scarcely be found than one who would wipe out an entire civilization by dropping antimatter anti-canisters, right? If your opinion of this alien troublemaker is the same as ours, probably your first thought was, get some matter! We say calm down! All is not lost. A mobile rapid splatter cannon capable of both breaking through his standard alien moving force fields and laying waste to the ever-increasing number of anti-canisters is even now hovering above us. If only our cannoneer hadn't called in sick...say, what are you doing today? *Anti-Matter Splatter* is 100% machine language and runs in standard 5K VIC.

**Defender on Tri** As pilot of the experimental Defender-style ship "Skyles Limited," you are the only hope for an advance party of scientists trapped in ancient alien sphere which suddenly (heat from collision course with sun presumably—G.E.) came to life. Four screens worth of unique defenses, on-off shields, fuel deposits, alien treasures, running timer, energy, score and very nice graphics display make this one that does not quickly wax old. *Defender on TRI* requires at least 3K memory expander, but will run with any memory add-on (8K, 16K, 24K, etc.) we have come across.

**Alien Panic** Standard 5K VIC 20/combo stick & keyboard. This arcade-type game pits you against time and an alien on a six level construction sight with ladders and pitfalls, but *not to worry!* You have a shovel.

*And there's more...*

**Rescue From Nufon Adventure** \$12.95  
**Collide Crunch**.....\$12.95  
**Vikman Classic**.....\$12.95  
**Search Challenging**.....\$12.95

# NUFEKOP

P.O. Box 156, Shady Cove, Oregon 97539-0156

C.O.D. Orders...call (503) 878-2113

Mastercard and Visa cards accepted

Ask for our new FREE catalog!

**NOW: Two for the 64!**

Call, write, check your stores and watch our ads!

VIC is a trademark of Commodore Business Machines, Inc.

```

390 IFE>10THENPOKEB,56:GOTO510
400 X=INT(RND(1)*10)+2:PRINTTAB(X)"{PUR}
9444449":GOTO460
410 IFG=10THENX=INT(RND(1)*10)+4:PRINT"
{UP}{RED}<";TAB(X)"{CYN}>=";TAB(20);
"{RED}<"
420 IFRND(1)>RNTHEN440
430 L=INT(RND(1)*19)+1:PRINT"{RED}<";TAB
(L)"{GRN}?";TAB(20)"{RED}<":GOTO450
440 PRINT"{RED}<";TAB(20);"<"
450 IFPEEK(B)<>32THEN500
460 POKEB,32:B=B+D:POKEB,F:POKEB+C,3
470 GOTO320
480 END
500 IFPEEK(B)=52THENH=H+1:POKES-1,240:FO
RT=1TO30:NEXTT:POKES-1,0:GOTO460
510 IFPEEK(B)=56THENH=10-H:TM=INT(TI/60)
:POKES-1,0:POKEB+D,F:GOTO640
520 IFPEEK(B)=57THENPOKES-3,220:GOTO570
530 IFPEEK(B)<>62ANDPEEK(B)<>61THEN570
540 POKES,253:D=D*2:G=G+10:FORI=1TO10:PR
INT"{RED}<";TAB(20)"{RED}<":NEXTI:IF
SK>0THENSK=SK-2
550 IFU>-3THENB=B+22:U=U-1
560 GOTO460
570 IFPEEK(B)=60THENPOKEB,60:D=D*-2:GOTO
600
580 IFPEEK(B)=63THENPOKEB-22,50:POKEB,51
:GOTO600
590 POKES-3,0:GOTO460
600 FORJ=2TO0STEP-1:FORI=5-JTO5+J:POKE36
864,I:NEXTI,J
610 OS=OS+1:FORT=0TO127:POKES,255-T:POKE
B-22+C,INT(T/22)+2:NEXTT:POKES-1,0
620 IFPEEK(B)=51THEND=-22:U=U+1:IFU=10TH
ENPRINT"{RVS}{CLR}TRY AGAIN":POKE368
69,240:GOTO690
630 GOTO460
640 POKES,0:FORT=128TO255:POKES-3,T:NEXT
T:POKES-3,0
650 U=0:PRINT"{CLR}{RVS}OBJECTS HIT=";OS
:PRINT"{RVS}GATES MISSED=";H:PRINT"
{RVS}TIME="TM:SC=TM+5*H
660 PRINT"{RVS}SCORE="SC:POKES-2,220:FOR
T=1TO100:NEXTT:POKES-2,0:POKE36869,2
40
670 Z(P)=Z(P)+SC:PRINT"{2 DOWN}
{7 SPACES}{RVS}ROUND";R:PRINT" ":FOR
I=1TONP
680 PRINT"{3 SPACES}SKIER #";I;Z(I):NEXT
I
690 SC=0:G=0:E=0:OS=0:H=0:IFU=10THENU=0:
POKES,0:GOTO130
700 P=P+1:IFP<NP+1THEN130
710 R=R+1:IFR<NR+1THENP=1:GOTO130
720 PRINT"{2 DOWN}{6 SPACES}{RVS}GAME OV
ER":PRINT"{WHT}":END

```

©

# Are you still buying audio tape?

Audio tape may be just fine for audio recording. But, when it comes to the demanding characteristics of digital recording for computer storage, audio won't do.

## YOU NEED DIGITAL TAPE!

And the best is **DATALOCK™**. **DATALOCK** was researched by computer professionals and selected especially for the characteristics of digital data. It's super-accurate. **DATALOCK** is the highest quality available in the U.S., yet at a price you can afford.

## SUPERIOR TO AUDIO TAPE IN EVERY WAY

**DATALOCK** has less distortion, cleaner high-end response, higher output, greater reliability, and longer wear. Whatever your brand of computer—whether Apple, Atari, Commodore, Radio Shack, Sinclair, TI, Timex, etc.—satisfaction is guaranteed.

## ASK YOUR DEALER

Look for **DATALOCK** at your computer outlet. Ask your dealer to show you the difference. Or, if **DATALOCK** is not available in your area, order direct from us—postpaid. Dealer Inquiries Invited.

single cassette—\$3.75  
economy 2-pack—\$5.95  
12-pack library case—\$29.95

NDC 117 West 23rd  
Independence, MO 64055  
(816) 254-0400

# DATALOCK

YOUR KEY  
TO CONFIDENCE™

## Digital Cassettes

FOR PERSONAL COMPUTERS



*This entrancing, well-designed game for any Atari offers you the best of both worlds. It has the drama, variety, and mystery of a good adventure game combined with the fast-paced excitement of an arcade game.*

*Your job is to rid the kingdom of the three evil wizards. All this would be easy if the wizards weren't so zealously guarded by servants whose names reflect their personalities: bat-wingers, blinkers, chokers, crushers, and stompers.*

You are in love with the Princess Dilayna and have asked her father the King for her hand in marriage. Her father does not particularly like you. He challenges you to demonstrate your worthiness by capturing the three evil wizards that have been ravaging the kingdom for years. They each live in their own castle protected by their servants – the bat-wingers, the blinkers, the chokers, the stompers, and the crushers. The castle rooms are rumored to be deadly, with untouchable walls, fast-moving enemies, and no exits. You reluctantly accept the King's challenge.

Fortunately, a friendly magician gives you a cloak that makes its wearer invisible. But the cloak's power works only for a limited time in each room. Once the time is up, you are instantly destroyed. The magician also gives you a magic spell that temporarily freezes all servants in a room. But you must use this spell with care: it will consume a portion of the cloak's power each time it is used.

Armed with these aids, you leave on your quest. The King wishes you good luck – or did he say good riddance?

### The Three Wizards

The object of "Castle Quest" is to capture the three wizards. To reach each wizard, you must pass through the ten rooms of his castle. The rooms are inhabited by the wizard's servants, who move about quickly in an unpredictable manner. The higher numbered rooms in each castle have more servants (up to 32). The servants move progressively faster as you complete more rooms.

You have three (3) lives to capture the first wizard. Capturing a wizard earns you three additional lives. Touching a servant or a room wall or

failing to exit a room within the allotted time will cause loss of a life. You cannot exit a room until you capture both door keys in that room by touching them. One key is invisible until the other key is touched.

Once both keys are captured, the room's exit appears – unless you are in a castle's tenth room. In this case, the wizard appears, and you must capture him before you can escape. Also, once you capture the first key, your presence becomes known to the wizard, and he causes room wall segments to move to block your escape. You must move quickly to avoid destruction.

### Secret Passages

A counter at the top of the screen signals the amount of "cloak time" remaining. Pressing the joystick fire button will temporarily freeze the action, permitting you to move safely past a tight corner, but you lose 50 units of cloak time each time you use the freeze option. The room number and the number of your remaining lives are displayed at the top left of the screen. Your score – a measure of your ability to elude the many dangers involved – is displayed at the top right of the screen.


Room patterns, key locations, servant locations, and wizard placement are randomly generated, so be prepared to touch keys partially embedded in walls, move through weird mazes, etc. Sometimes a secret passageway is created at the screen bottom or in a room's right wall. You may use these passageways for a quick, easy escape.

I will make tape or disk copies for anyone who sends me a blank tape or disk, a stamped, self-addressed mailer, and \$3.

T. G. Baldwin  
Box 354, Route 2  
Hayes, VA 23072

### Castle Quest

```
10 REM {5 SPACES} MEMORY SAVER
   {14 SPACES}
20 C0=0:C1=1:C2=2:C3=3:C4=4:C5=5:C6=
   6:C7=7:C8=8:C9=9:C10=10:C15=15:C1
   6=16:C256=256:RAMTOP=PEEK(106):MI
   SSION=C1
30 REM INITIALIZATION ROUTINE
   {7 SPACES}
```



Searching for the keys to the hidden door on Atari's Castle Quest.


```

40 GOSUB 1080:GOSUB 770:GRAPHICS C16
  :? "{CLEAR}":POKE 752,C1:SETCOLOR
  C2,C0,C0:GOSUB 310
50 T1=C8:GOSUB 1150:T1=C16:GOSUB 115
  0:G=C0:L=C3:Q=C0:C=C0:X1=C0:SCORE
  =C0
60 GOSUB 320
70 REM {4 SPACES} ROOM SETUP ROUTINE
  {9 SPACES}
80 GOSUB 970:GOSUB 450:GOSUB 1340:GO
  SUB 1500:POKE 1568,C1:POKE 77,0:P
  OKE 53248,60:POKE 53249,W1
90 IF C=C10 THEN GOSUB 340
100 X=USR(1767):FOR I=C0 TO 100:NEXT
  I:POKE 1568,F
110 REM {6 SPACES} MAIN PROGRAM LOOP
  {8 SPACES}
120 G=G-C1:IF (PEEK(1566)<>C0) OR (G
  <C0) THEN 400
130 IF PEEK(203)>204 THEN 520
140 POSITION 23-(G>999)-(G>99)-(G>C9
  ),C0:? CHR$(B);G;CHR$(B):IF G<10
  0 THEN SETCOLOR C2,C4,C0
150 X=PEEK(53260):IF (X-X1)>=C2 THEN
  POKE 53250,W2:POKE 53249,C0:IF
  PEEK(706)<>N THEN GOSUB 380:POKE
  706,N
160 IF X-X1>=C4 THEN POKE 53251,W3:P
  OKE 53250,C0
170 IF X>=C6 THEN GOSUB 260
180 IF STRIG(C0)=C0 THEN POKE 1568,C
  1:G=G-50:FOR I=0 TO 250:NEXT I:P
  OKE 1568,F
190 CHBASE=RAMTOP-C8-C8*(INT(G/2)=G/
  2):POKE 756,CHBASE
200 IF PEEK(706)=N THEN IF RND(C0)>0
  .95 THEN PLOT INT(RND(C0)*38),IN
  T(RND(C0)*22):GOSUB 240
210 IF STICK(C0)<>15 THEN SOUND C2,1
  00,C6,C8:SOUND C2,C0,C0,C0
220 GOTO 120
230 REM {3 SPACES} "SHOOTING" SOUND R
  OUTINE{3 SPACES}
240 FOR I=C0 TO 30:SOUND C0,I,C0,C15
  :NEXT I:SOUND C0,C0,C0,C0:RETURN
250 REM ROOM EXIT OPENING ROUTINE
  {4 SPACES}
260 IF C=C10 THEN IF X<>14 THEN RETU
  RN
270 FOR I=C0 TO C5:POKE SC+C10*40+I*
  40-C1,C0:NEXT I:POKE 53278,255:F
  OR I=C15 TO C0 STEP -C1:SOUND C0
  ,C10,C10,I
280 SOUND C1,11,C10,I+C1:SOUND C2,12
  ,C10,I+C2:SOUND 3,13,10,I+3:NEXT
  I:FOR I=0 TO 3:SOUND I,C0,C0,C0
  :NEXT I
290 POKE 53251,C0:POKE 53250,C0:POKE
  53278,255:RETURN
300 REM USER INFORMATION ROUTINES
  {3 SPACES}
310 POSITION C10+C1,C10:? "Wait for
  game setup":RETURN
320 C=C+C1:POSITION C10,C10:? "Get r
  eady for Room ";C=C-C1:RETURN
330 REM WIZARD PLOTTING ROUTINE
  {6 SPACES}
340 PL=(RAMTOP-9)*256:PL=PL+52+INT(R
  ND(C0)*151):RESTORE 350:FOR I=C0
  TO 11:READ Z:POKE PL+I,Z:NEXT I
350 DATA 102,36,126,90,126,126,66,90
  ,60,60,36,102
360 W3=70+INT(RND(C0)*130):POKE 707,
  P:RETURN
370 REM "KEY TOUCHING" SOUND ROUTINE
  {3 SPACES}
380 SOUND C2,20,C10,C10:SOUND C1,80,
  C10,C10:FOR I=0 TO 30:NEXT I:SOU
  ND C1,C0,C0,C0:SOUND C2,C0,C0,C0
  :RETURN
390 REM USER FAILS TO ESCAPE ROOM
  {3 SPACES}{8 SPACES} ROUTINE
  {21 SPACES}
400 FOR I=C0 TO C3:POKE 53248+I,C1:N
  EXT I:POKE 1568,C1:? "{CLEAR}":S
  ETCOLOR C2,C0,C0:IF Q THEN RETUR
  N
410 POKE DL+C15,C7:POSITION C4,C10:I
  F Q THEN RETURN
420 POKE 756,224:? "TOUGH LUCK!":FOR
  I=C0 TO 200:SOUND C0,C6,100,C8:
  NEXT I:SOUND C0,C0,C0,C0:T2=C1
430 POKE DL+C15,C2:L=L-C1:? "{CLEAR}
  ":C=C-1:GOSUB 320:C=C+1:GOTO 80+
  500*(L<=C0)
440 REM DETERMINE NEXT ROOM'S
  {9 SPACES}{8 SPACES}CHARACTERIS
  TICS ROUTINE{7 SPACES}
450 A=INT(C16*RND(C0))*C16+C6:M=INT(
  C16*RND(C0))*C16+C2:N=INT(C16*RN
  D(C0))*C16+C4:P=INT(C16*RND(C0))
  *C16+C8
460 B=33+C-C6*(C>5):C=C+C1:D=C2+C2*(
  C>C1)+C4*(C>C3)+C8*(C>C6)+C16*(C
  >C9)
470 E=INT(RND(0)*5+7):POKE 1763,E
480 F=C2+(C>C9)+C2*(MISSION-C1)
490 G=100+C*50:COLOR B:POKE 1578,31:
  POKE 1566,C0:POKE 756,RAMTOP-C8:
  POKE 53278,255:X1=C0
500 SETCOLOR 2,C7*(C=7)+C2*(C=8)+C1*
  (C=9)+C3*(C=10),C0:RETURN
510 REM USER ESCAPES FROM A ROOM
  {5 SPACES}{8 SPACES} ROUTINE
  {22 SPACES}
520 Q=C1:GOSUB 400:GOSUB 410:POKE 75
  6,224:? "{3 SPACES}ATTABOY!":Q=C
  0
530 FOR I=C0 TO C5:SOUND C0,C10,50,C
  8:POKE 705,C10:POKE 706,C10:POKE
  710,C10:POKE 712,C10:FOR J=C0 T
  O 50:NEXT J
540 SOUND C0,C10,100,C8:POKE 705,C0:
  POKE 706,C0:POKE 710,C0:POKE 712

```



# Stake a Claim on the most exciting New Game for your Atari Home Computer.




- From the programming team that brought you "Robot Attack", "Defense Command" and many other great Arcade games for your TRS-80™
  - 100% machine language
  - 16K ROM Cartridge, the largest available anywhere!
  - Written specifically for the Atari® — not a converted Apple® game.
  - Ten different rounds
  - Difficulty adjustment
  - High score table
  - Demo mode
  - Spectacular sound and graphics
  - Runs on any 400/800 with at least 16K memory
  - Only \$49.95
- Available also For the 5200

Here are just three of ten rounds in the game:



**Round 1: The Mine Shaft.**  
Sharpen your wiper's skill.



**Round 3: The Transporters.**  
Learn yourself up!



**Round 10: The Cannon.**  
Shoot yourself to the top!

## BIG FIVE SOFTWARE

P.O. Box 9078-185 Van Nuys, CA 91409 (213) 782-6861

To order, see your local dealer. If they do not have "Miner 2049er" then send a check or money order to us for \$49.95 plus \$2.00 for shipping and handling for immediate shipment! (California residents add 6% sales tax.)  
Atari, Apple, and TRS-80 are trademarks of Atari Inc., Apple Computer, and Tandy Corp., respectively.

```

,C0:FOR J=C0 TO 50:NEXT J:NEXT I
550 SOUND C0,C0,C0,C0:POKE DL+C15,C2
:? "{CLEAR}":GOSUB 320:SCORE=SCO
RE+MISSION*INT((G*C)/C10)
560 IF C=C10 THEN GOTO 580+110*(MISS
ION=C3)
570 GOTO 80
580 REM {3 SPACES} END A QUEST ROUTIN
E(8 SPACES)
590 ? "{CLEAR}":POKE DL+C9,C6:POKE D
L+11,C6:POKE DL+13,C6:POKE DL+15
,C6:POKE 707,C0:IF L<C0 THEN 66
0
600 POSITION C2,C4:? "congratulation
SU":POSITION 26,C5:? "YOU HAVE":
POSITION C3,C7:? "COMPLETED YOUR
"
610 POSITION 27,C8:? "QUEST":C=C0:L=
L+C3
620 POSITION C5,15:? "Press START t
o continue":POSITION C5,17:? "Pr
ess SYSTEM RESET to quit"
630 POSITION C5,19:? "SCORE: ";SCORE
640 POKE 53279,C8:IF PEEK(53279)<>C6
THEN 640
650 ? "{CLEAR}":POKE DL+C9,C2:POKE D
L+11,C2:POKE DL+13,C2:POKE DL+15
,C2:MISSION=MISSION+(L>C0)*C1:GO
TO 60+620*(L<=C0)
660 POSITION C7,C4:? "SORRY!":POSITI
ON 24,C5:? "you blew it.":POSITI
ON C2,C7:? "quests completed ";M
ISSION-C1
670 GOTO 620
680 RUN
690 REM USER WINS THE GAME ROUTINE!
{3 SPACES}
700 GRAPHICS 2:SETCOLOR C2,C0,C0:POS
ITION C6,C4:? #6;"YOU WON!":? "P
ress SYSTEM RESET and then 'RUN'
to";
710 POKE 752,1:? :? "begin a new gam
e."
720 POSITION C1,C7:? #6;"final score
";SCORE
730 FOR I=255 TO C0 STEP -C1:SOUND C
0,I,10,10:POKE 712,I:POKE 710,I:
NEXT I
740 GOTO 740
750 POKE 1568,C1:RUN
760 REM PUT A VERTICAL BLANK INTERRU
PT(8 SPACES) ROUTINE IN PAGE 6 O
F MEMORY
770 RESTORE 790:FOR I=1536 TO 1536+2
47:READ A:POKE I,A:NEXT I
780 RETURN
790 DATA 173,4,208,201,4,240,2,208,2
2,173,99,228,141,36,2
800 DATA 173,100,228,141,37,2,141,30
,6,141,30,208,76,98,228
810 DATA 0,162,2,202,240,42,138,72,1
73,10,210,41,7,10,170
820 DATA 189,0,1,133,206,133,208,232
,189,0,1,133,207,133,209
830 DATA 32,148,6,165,207,157,0,1,20
2,165,206,157,0,1,104
840 DATA 170,208,211,162,5,173,120,2
,202,240,197,24,106,176,249
850 DATA 72,224,2,240,8,224,1,208,13
,230,203,208,2,198,203
860 DATA 165,203,141,0,208,208,32,16
9,0,224,4,240,8,168,145
870 DATA 204,230,204,76,134,6,160,7,
145,204,198,204,160,0,185
880 DATA 240,6,145,204,200,192,8,208
,246,104,76,83,6,160,0
890 DATA 152,145,206,173,10,210,41,1
,208,15,169,56,141,201,6
900 DATA 169,233,141,204,6,141,210,6
,208,13,169,24,141,201,6
910 DATA 169,105,141,204,6,141,210,6
,173,10,210,41,1,208,2
920 DATA 169,40,141,205,6,216,0,165,
206,0,0,133,206,165,207,0
930 DATA 0,133,207,177,206,240,8,165
,208,133,206,165,209,133,207
940 DATA 169,11,145,206,96,104,168,1
62,6,169,7,76,92,228,60
950 DATA 126,90,126,90,102,126,60
960 REM SETUP PLAYER-MISSILE GRAPH
IC(9 SPACES) TCS ROUTINE
(18 SPACES)
970 POKE 559,62:POKE 54279,RAMTOP-C1
6:POKE 53248,C1:POKE 53277,C3
980 PL=RAMTOP-12:Y=PEEK(88):Z=PEEK(8
9):POKE 88,C0:POKE 89,PL:POKE 10
6,PL+C3:? "{CLEAR}":POKE 88,Y:PO
KE 89,Z
990 POKE 106,PL+12:PL=PL*C256+120:IF
C=C0 OR C=C10 THEN Z=(RAMTOP-C9
)*C256:FOR I=Z TO Z+255:POKE I,C
0:NEXT I
1000 FOR I=C0 TO C7:POKE PL+I,PEEK(1
776+I):NEXT I
1010 POKE 203,60:POKE 204,PL-INT(PL/
C256)*C256:POKE 205,INT(PL/C256
)
1020 PL=(RAMTOP-11)*C256:PL=PL+52+IN
T(RND(C0)*151):RESTORE 1030:FOR
I=C0 TO C7:READ Z:POKE PL+I,Z:
NEXT I
1030 DATA 0,6,15,249,255,166,160,0
1040 W1=70+INT(RND(C0)*130):PL=(RAMT
OP-C10)*C256:PL=PL+52+INT(RND(C
0)*151):RESTORE 1030:FOR I=C0 T
O C7
1050 READ Z:POKE PL+I,Z:NEXT I:W2=70
+INT(RND(C0)*130):POKE 705,M:IF
T2=C1 THEN C=C-C1:T2=C0
1060 POKE 53249,C0:POKE 53250,C0:RET
URN
1070 REM {4 SPACES} TITLE PAGE ROUTIN
E(7 SPACES)
1080 GRAPHICS 18:SETCOLOR C2,C0,C0:P
OKE 708,202:POSITION C5,C2:? #C
6;"CASTLE":POSITION C9,C4:? #C6
;"QUEST"
1090 DL=PEEK(560)+C256*PEEK(561):POK
E DL+13,C2
1100 POSITION C3,C8:? #C6;"How many
rooms can you survive?"
1110 FOR I=C0 TO C3:POKE 708,C0:SOUN
D C0,60,C10,C8:FOR J=C0 TO 100:
NEXT J:SOUND C0,160,C10,C8:POKE
708,202
1120 FOR J=C0 TO 100:NEXT J:NEXT I
1130 SOUND C0,C0,C0,C0:RETURN
1140 REM SETUP SPECIAL CHARACTER SET
S(9 SPACES) ROUTINE(22 SPACES)
1150 RESTORE 1160:CL=(RAMTOP-T1)*C25
6:FOR I=CL+CB TO CL+95:READ A:P
OKE I,A:NEXT I
1160 DATA 204,51,204,51,204,51,204,5
1,102,153,102,153,102,153,102,1
53
1170 DATA 136,34,136,34,136,34,136,3

```

Let your Atari experience the

# MPP CONNECTION!

## MPP-1100 Parallel Printer Interface



- No Atari 850™ Interface Module needed.
- Compatible with all software (including Visicalc™, Text Wizard™, and Filemanager 800™, etc.).
- 5 foot cable with Centronic plug (compatible with Epson, NEC, IDS, etc.)
- Faster data transfer.
- 8 bit data transfer.
- 2 year warranty.

**only \$99.95**



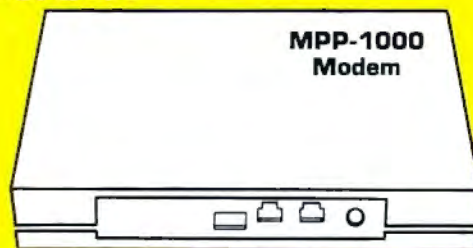
**MICROBITS PERIPHERAL PRODUCTS**

## MPP-1000 Modem

- No Atari 850™ Interface Module needed
- Smart Terminal Software Included
- 16K Tape/Disk
- Direct Connect To Phone
- Connects to Joystick Port #4

Smart Terminal Features:

- Multiple Buffers
- Off-Line Editing
- Upload/Download of Text and Programs
- Binary Files
- Full/Half Duplex
- ASCII/ATASCII Translation
- Allows Transfer of Files Larger than Memory
- Variable Baud Rate
- Parity Options
- 100% Machine Language



**only  
\$199.00**

**MICROBITS PERIPHERAL PRODUCTS**

434 W. First Street • Albany, Oregon 97321 • (503) 967-9075

```

4,68,17,68,17,68,17,68,17
1180 DATA 36,146,73,36,146,73,36,146
,255,255,255,255,255,255,255,25
5
1190 DATA 195,102,60,24,24,0,0,0
1200 DATA 255,255,195,195,195,195,25
5,255
1210 DATA 255,255,0,0,0,0,255,255
1220 DATA 24,24,60,24,255,199,199,25
5
1230 DATA 24,255,0,0,0,0,0,0
1240 FOR I=128 TO 224:POKE CL+I,PEEK
(57344+I):NEXT I
1250 DL=PEEK(560)+C256*PEEK(561):IF
T1=C16 THEN RESTORE 1260:FOR I=
CL+56 TO CL+95:READ A:POKE I,A:
NEXT I
1260 DATA 0,0,0,24,24,60,102,195
1270 DATA 0,0,60,60,60,60,0,0
1280 DATA 0,0,255,255,255,255,0,0
1290 DATA 60,24,24,24,60,60,0,0
1300 DATA 24,24,24,24,24,24,255
1310 IF T1=C16 THEN FOR I=CL TO CL+C
7:POKE I,C0:NEXT I
1320 RETURN
1330 REM RANDOM ROOM MAZE GENERATO
R (9 SPACES) ROUTINE
(20 SPACES)
1340 ? "{CLEAR}":POKE 752,C1
1350 PLOT C0,C0:DRAWTO 39,C0:DRAWTO
39,23:DRAWTO C0,23:DRAWTO C0,C0
1360 X=C10:Y=C0:Z=C7:GOSUB 1400:X=C1
5:Y=C5:Z=13:GOSUB 1400:X=C10:Y=
C16:Z=C7:GOSUB 1400
1370 IF RND(C0)<0.5 THEN PLOT RND(C0
)*31+C8,11:DRAWTO RND(C0)*31+C8
,11
1380 POSITION C6,C0:? C:POKE 704,A:P
OKE 705,M
1390 POSITION C9,C0:? L:POSITION 30,
C0:? SCORE:RETURN
1400 ON INT(RND(C0)*C8+C1) GOSUB 141
0,1420,1430,1440,1450,1460,1470
.1480
1410 RETURN
1420 PLOT X,Y:DRAWTO X,Y+Z:RETURN
1430 X=X+C10:GOSUB 1420:RETURN
1440 X=X+20:GOSUB 1420:RETURN
1450 GOSUB 1420:GOSUB 1430:RETURN
1460 GOSUB 1430:GOSUB 1430:RETURN
1470 GOSUB 1420:GOSUB 1460:RETURN
1480 POP :GOTO 1360
1490 REM WIZARD'S SERVANTS PLOTTING
(3 SPACES) (9 SPACES) AND ADDRESS
CALCULATION ROUT- (9 SPACES) LINE
ADDRESSES KEPT IN STACK
1500 SC=PEEK(88)+C256*PEEK(89):FOR I
=C0 TO D-C1:IF INT(RND(C0)*C4)>
C2 THEN 1520
1510 H=SC+40+INT(RND(C0)*279):GOTO 1
530
1520 H=SC+680+INT(RND(C0)*239)
1530 HI=INT(H/C256):LO=H-HI*C256:POK
E C256+I*C2,LO:POKE H,E
1540 POKE C256+I*C2+C1,HI:NEXT I:IF
D=32 THEN RETURN
1550 FOR I=(D-C1) TO 31:POKE C256+I*
C2+C1,254:NEXT I:RETURN

```

©

# MIDNIGHT OIL

**WE MARKET  
EXCEPTIONAL  
HOME DEVELOPED  
SOFTWARE!!**



**For a free catalog of available software or for  
marketing agreement information write:**

**MIDNIGHT-OIL**

**P.O. Box 1808 Beaverton, Oregon 97075**

# FOR THE WONDERFUL WORLD OF ATARI THE LOVE AFFAIR BEGINS...



**THE COMMANDER 2400 SERIES:** 2400 with KEYPAD, 2400 STANDARD AND 2400 PROFESSIONAL NUMERIC KEYPAD.

The ULTIMATE STEP UP FOR THE WONDERFUL ATARI!!!  
Special Introductory Pricing \$116 to \$199. Regular Suggested List \$139 to \$229\*  
CALL (503) 479-4711 OR WRITE FOR FREE BROCHURE  
TO ORDER: TOLL FREE 800-547-2492  
\*Depending on Options - 10 Day Money Back Guarantee

## WITH YOUR FIRST TOUCH

As your fingers caress its sculptured full stroke keys and... you realize you can install it YOURSELF... in just minutes... without any soldering!

## ... IT GROWS

as you experience... the responsiveness of superbly crafted engineering under your fingertips... the convenience of your own PERSONAL and detachable system designed to allow use of BOTH keyboards... the warmth, beauty and elegance of solid black walnut woods... the softness, luxuriousness, and durability of fine textured furniture vinyl in a magnificent enclosure designed by NIGHTSTAR... the totally unique keypad circuit that allows rapid calculator function by automatically entering basic print statements for you.

## ... AND IT CULMINATES

In a lasting happy relationship with your own personal COMMANDER 2400. A design engineered to return the thrill of personal command to computing!  
**A SUPERB ACHIEVEMENT... and AVAILABLE NOW AT INTRODUCTORY PRICING**

Ralston Clearwaters Electronics  
536 N.E. 'E' Street  
Grants Pass, Oregon 97526  
VISA / MASTERCARD WELCOME



INVITES YOU TO  
SAVE UP TO 40%

COMPARE OUR PRICES  
OUR SERVICE

**RALSTON CLEARWATERS ELECTRONICS**  
536 N.E. 'E' STREET • GRANTS PASS, OR 97526  
FOR CATALOG WRITE OR CALL: (503) 479-4711  
FOR CUSTOMER SERVICE CALL: (503) 479-4711 or 479-4150  
**THEN: ORDER TOLL-FREE 800-547-2492**  
IN OREGON CALL: (503) 479-4711

WE ARE A WARRANTY STATION FOR ATARI, FOURTH DIMENSION, MICRO SCI, SANYO, PANASONIC, & FRANKLIN.  
**SPECIAL** 70 Column Graphic Word Processor Package-64K Computer, Drive w/ Apple Dos, 12" Zenith Green Screen, & Gemini 10 Printer. Send for details - \$1799 w/o Printer - \$1399  
128K Computer, Drive w/ Apple Dos, CPM, Parallel & Serial Port, & 80 Columns - \$1849  
Commodore 64 - \$459 Drive - \$359

NOW NEW & EVEN LOWER PRICES - PLUS TAKE 50% OFF SHIPPING CHARGE FOR PREPAYMENT


ATARI	LIST PRICE	OUR PRICE
400 (16K)	\$ OPEN	\$219
800 (48K)	\$679	\$498
1200 (64K)	\$899	\$679
EPSON with GRAFTRAX		
MX 80	\$645	\$439
FX 80	\$695	\$598
MX 100	\$995	\$688
Daisywriter with 48K Buffer		
Letter Quality Printer		\$1249
Apple Compatible Disk Drives - 1 year warranty		
Fourth Dimension		\$269
Controller w/Apple 3.3 DOS		\$ 89

ATARI HARDWARE	NO COLUMN CARDS	MISCELLANEOUS	PRINTERS
400 16K Computer	\$219	Apple IIc	\$299
800 48K Computer	\$498	Apple IIx	\$399
1200 64K Computer	\$679	Apple IIe	\$499
400 16K Disk Controller	\$79	Apple IIc Plus	\$399
400 16K Disk Drive	\$149	Apple IIx Plus	\$499
800 48K Disk Drive	\$249	Apple IIe Plus	\$599
1200 64K Disk Drive	\$349	Apple IIc Plus II	\$699
400 16K Disk Controller	\$79	Apple IIx Plus II	\$799
400 16K Disk Drive	\$149	Apple IIe Plus II	\$899
800 48K Disk Drive	\$249	Apple IIc Plus III	\$999
1200 64K Disk Drive	\$349	Apple IIx Plus III	\$1099
400 16K Disk Controller	\$79	Apple IIe Plus III	\$1199
400 16K Disk Drive	\$149	Apple IIc Plus IV	\$1299
800 48K Disk Drive	\$249	Apple IIx Plus IV	\$1399
1200 64K Disk Drive	\$349	Apple IIe Plus IV	\$1499
400 16K Disk Controller	\$79	Apple IIc Plus V	\$1599
400 16K Disk Drive	\$149	Apple IIx Plus V	\$1699
800 48K Disk Drive	\$249	Apple IIe Plus V	\$1799
1200 64K Disk Drive	\$349	Apple IIc Plus VI	\$1899
400 16K Disk Controller	\$79	Apple IIx Plus VI	\$1999
400 16K Disk Drive	\$149	Apple IIe Plus VI	\$2099
800 48K Disk Drive	\$249	Apple IIc Plus VII	\$2199
1200 64K Disk Drive	\$349	Apple IIx Plus VII	\$2299
400 16K Disk Controller	\$79	Apple IIe Plus VII	\$2399
400 16K Disk Drive	\$149	Apple IIc Plus VIII	\$2499
800 48K Disk Drive	\$249	Apple IIx Plus VIII	\$2599
1200 64K Disk Drive	\$349	Apple IIe Plus VIII	\$2699
400 16K Disk Controller	\$79	Apple IIc Plus IX	\$2799
400 16K Disk Drive	\$149	Apple IIx Plus IX	\$2899
800 48K Disk Drive	\$249	Apple IIe Plus IX	\$2999
1200 64K Disk Drive	\$349	Apple IIc Plus X	\$3099
400 16K Disk Controller	\$79	Apple IIx Plus X	\$3199
400 16K Disk Drive	\$149	Apple IIe Plus X	\$3299
800 48K Disk Drive	\$249	Apple IIc Plus XI	\$3399
1200 64K Disk Drive	\$349	Apple IIx Plus XI	\$3499
400 16K Disk Controller	\$79	Apple IIe Plus XI	\$3599
400 16K Disk Drive	\$149	Apple IIc Plus XII	\$3699
800 48K Disk Drive	\$249	Apple IIx Plus XII	\$3799
1200 64K Disk Drive	\$349	Apple IIe Plus XII	\$3899
400 16K Disk Controller	\$79	Apple IIc Plus XIII	\$3999
400 16K Disk Drive	\$149	Apple IIx Plus XIII	\$4099
800 48K Disk Drive	\$249	Apple IIe Plus XIII	\$4199
1200 64K Disk Drive	\$349	Apple IIc Plus XIV	\$4299
400 16K Disk Controller	\$79	Apple IIx Plus XIV	\$4399
400 16K Disk Drive	\$149	Apple IIe Plus XIV	\$4499
800 48K Disk Drive	\$249	Apple IIc Plus XV	\$4599
1200 64K Disk Drive	\$349	Apple IIx Plus XV	\$4699
400 16K Disk Controller	\$79	Apple IIe Plus XV	\$4799
400 16K Disk Drive	\$149	Apple IIc Plus XVI	\$4899
800 48K Disk Drive	\$249	Apple IIx Plus XVI	\$4999
1200 64K Disk Drive	\$349	Apple IIe Plus XVI	\$5099
400 16K Disk Controller	\$79	Apple IIc Plus XVII	\$5199
400 16K Disk Drive	\$149	Apple IIx Plus XVII	\$5299
800 48K Disk Drive	\$249	Apple IIe Plus XVII	\$5399
1200 64K Disk Drive	\$349	Apple IIc Plus XVIII	\$5499
400 16K Disk Controller	\$79	Apple IIx Plus XVIII	\$5599
400 16K Disk Drive	\$149	Apple IIe Plus XVIII	\$5699
800 48K Disk Drive	\$249	Apple IIc Plus XIX	\$5799
1200 64K Disk Drive	\$349	Apple IIx Plus XIX	\$5899
400 16K Disk Controller	\$79	Apple IIe Plus XIX	\$5999
400 16K Disk Drive	\$149	Apple IIc Plus XX	\$6099
800 48K Disk Drive	\$249	Apple IIx Plus XX	\$6199
1200 64K Disk Drive	\$349	Apple IIe Plus XX	\$6299
400 16K Disk Controller	\$79	Apple IIc Plus XXI	\$6399
400 16K Disk Drive	\$149	Apple IIx Plus XXI	\$6499
800 48K Disk Drive	\$249	Apple IIe Plus XXI	\$6599
1200 64K Disk Drive	\$349	Apple IIc Plus XXII	\$6699
400 16K Disk Controller	\$79	Apple IIx Plus XXII	\$6799
400 16K Disk Drive	\$149	Apple IIe Plus XXII	\$6899
800 48K Disk Drive	\$249	Apple IIc Plus XXIII	\$6999
1200 64K Disk Drive	\$349	Apple IIx Plus XXIII	\$7099
400 16K Disk Controller	\$79	Apple IIe Plus XXIII	\$7199
400 16K Disk Drive	\$149	Apple IIc Plus XXIV	\$7299
800 48K Disk Drive	\$249	Apple IIx Plus XXIV	\$7399
1200 64K Disk Drive	\$349	Apple IIe Plus XXIV	\$7499
400 16K Disk Controller	\$79	Apple IIc Plus XXV	\$7599
400 16K Disk Drive	\$149	Apple IIx Plus XXV	\$7699
800 48K Disk Drive	\$249	Apple IIe Plus XXV	\$7799
1200 64K Disk Drive	\$349	Apple IIc Plus XXVI	\$7899
400 16K Disk Controller	\$79	Apple IIx Plus XXVI	\$7999
400 16K Disk Drive	\$149	Apple IIe Plus XXVI	\$8099
800 48K Disk Drive	\$249	Apple IIc Plus XXVII	\$8199
1200 64K Disk Drive	\$349	Apple IIx Plus XXVII	\$8299
400 16K Disk Controller	\$79	Apple IIe Plus XXVII	\$8399
400 16K Disk Drive	\$149	Apple IIc Plus XXVIII	\$8499
800 48K Disk Drive	\$249	Apple IIx Plus XXVIII	\$8599
1200 64K Disk Drive	\$349	Apple IIe Plus XXVIII	\$8699
400 16K Disk Controller	\$79	Apple IIc Plus XXIX	\$8799
400 16K Disk Drive	\$149	Apple IIx Plus XXIX	\$8899
800 48K Disk Drive	\$249	Apple IIe Plus XXIX	\$8999
1200 64K Disk Drive	\$349	Apple IIc Plus XXX	\$9099
400 16K Disk Controller	\$79	Apple IIx Plus XXX	\$9199
400 16K Disk Drive	\$149	Apple IIe Plus XXX	\$9299
800 48K Disk Drive	\$249	Apple IIc Plus XXXI	\$9399
1200 64K Disk Drive	\$349	Apple IIx Plus XXXI	\$9499
400 16K Disk Controller	\$79	Apple IIe Plus XXXI	\$9599
400 16K Disk Drive	\$149	Apple IIc Plus XXXII	\$9699
800 48K Disk Drive	\$249	Apple IIx Plus XXXII	\$9799
1200 64K Disk Drive	\$349	Apple IIe Plus XXXII	\$9899
400 16K Disk Controller	\$79	Apple IIc Plus XXXIII	\$9999
400 16K Disk Drive	\$149	Apple IIx Plus XXXIII	\$10099
800 48K Disk Drive	\$249	Apple IIe Plus XXXIII	\$10199
1200 64K Disk Drive	\$349	Apple IIc Plus XXXIV	\$10299
400 16K Disk Controller	\$79	Apple IIx Plus XXXIV	\$10399
400 16K Disk Drive	\$149	Apple IIe Plus XXXIV	\$10499
800 48K Disk Drive	\$249	Apple IIc Plus XXXV	\$10599
1200 64K Disk Drive	\$349	Apple IIx Plus XXXV	\$10699
400 16K Disk Controller	\$79	Apple IIe Plus XXXV	\$10799
400 16K Disk Drive	\$149	Apple IIc Plus XXXVI	\$10899
800 48K Disk Drive	\$249	Apple IIx Plus XXXVI	\$10999
1200 64K Disk Drive	\$349	Apple IIe Plus XXXVI	\$11099
400 16K Disk Controller	\$79	Apple IIc Plus XXXVII	\$11199
400 16K Disk Drive	\$149	Apple IIx Plus XXXVII	\$11299
800 48K Disk Drive	\$249	Apple IIe Plus XXXVII	\$11399
1200 64K Disk Drive	\$349	Apple IIc Plus XXXVIII	\$11499
400 16K Disk Controller	\$79	Apple IIx Plus XXXVIII	\$11599
400 16K Disk Drive	\$149	Apple IIe Plus XXXVIII	\$11699
800 48K Disk Drive	\$249	Apple IIc Plus XXXIX	\$11799
1200 64K Disk Drive	\$349	Apple IIx Plus XXXIX	\$11899
400 16K Disk Controller	\$79	Apple IIe Plus XXXIX	\$11999
400 16K Disk Drive	\$149	Apple IIc Plus XL	\$12099
800 48K Disk Drive	\$249	Apple IIx Plus XL	\$12199
1200 64K Disk Drive	\$349	Apple IIe Plus XL	\$12299
400 16K Disk Controller	\$79	Apple IIc Plus XLI	\$12399
400 16K Disk Drive	\$149	Apple IIx Plus XLI	\$12499
800 48K Disk Drive	\$249	Apple IIe Plus XLI	\$12599
1200 64K Disk Drive	\$349	Apple IIc Plus XLII	\$12699
400 16K Disk Controller	\$79	Apple IIx Plus XLII	\$12799
400 16K Disk Drive	\$149	Apple IIe Plus XLII	\$12899
800 48K Disk Drive	\$249	Apple IIc Plus XLIII	\$12999
1200 64K Disk Drive	\$349	Apple IIx Plus XLIII	\$13099
400 16K Disk Controller	\$79	Apple IIe Plus XLIII	\$13199
400 16K Disk Drive	\$149	Apple IIc Plus XLIV	\$13299
800 48K Disk Drive	\$249	Apple IIx Plus XLIV	\$13399
1200 64K Disk Drive	\$349	Apple IIe Plus XLIV	\$13499
400 16K Disk Controller	\$79	Apple IIc Plus XLV	\$13599
400 16K Disk Drive	\$149	Apple IIx Plus XLV	\$13699
800 48K Disk Drive	\$249	Apple IIe Plus XLV	\$13799
1200 64K Disk Drive	\$349	Apple IIc Plus XLVI	\$13899
400 16K Disk Controller	\$79	Apple IIx Plus XLVI	\$13999
400 16K Disk Drive	\$149	Apple IIe Plus XLVI	\$14099
800 48K Disk Drive	\$249	Apple IIc Plus XLVII	\$14199
1200 64K Disk Drive	\$349	Apple IIx Plus XLVII	\$14299
400 16K Disk Controller	\$79	Apple IIe Plus XLVII	\$14399
400 16K Disk Drive	\$149	Apple IIc Plus XLVIII	\$14499
800 48K Disk Drive	\$249	Apple IIx Plus XLVIII	\$14599
1200 64K Disk Drive	\$349	Apple IIe Plus XLVIII	\$14699
400 16K Disk Controller	\$79	Apple IIc Plus XLIX	\$14799
400 16K Disk Drive	\$149	Apple IIx Plus XLIX	\$14899
800 48K Disk Drive	\$249	Apple IIe Plus XLIX	\$14999
1200 64K Disk Drive	\$349	Apple IIc Plus L	\$15099
400 16K Disk Controller	\$79	Apple IIx Plus L	\$15199
400 16K Disk Drive	\$149	Apple IIe Plus L	\$15299
800 48K Disk Drive	\$249	Apple IIc Plus LI	\$15399
1200 64K Disk Drive	\$349	Apple IIx Plus LI	\$15499
400 16K Disk Controller	\$79	Apple IIe Plus LI	\$15599
400 16K Disk Drive	\$149	Apple IIc Plus LII	\$15699
800 48K Disk Drive	\$249	Apple IIx Plus LII	\$15799
1200 64K Disk Drive	\$349	Apple IIe Plus LII	\$15899
400 16K Disk Controller	\$79	Apple IIc Plus LIII	\$15999
400 16K Disk Drive	\$149	Apple IIx Plus LIII	\$16099
800 48K Disk Drive	\$249	Apple IIe Plus LIII	\$16199
1200 64K Disk Drive	\$349	Apple IIc Plus LIV	\$16299
400 16K Disk Controller	\$79	Apple IIx Plus LIV	\$16399
400 16K Disk Drive	\$149	Apple IIe Plus LIV	\$16499
800 48K Disk Drive	\$249	Apple IIc Plus LV	\$16599
1200 64K Disk Drive	\$349	Apple IIx Plus LV	\$16699
400 16K Disk Controller	\$79	Apple IIe Plus LV	\$16799
400 16K Disk Drive	\$149	Apple IIc Plus LVI	\$16899
800 48K Disk Drive	\$249	Apple IIx Plus LVI	\$16999
1200 64K Disk Drive	\$349	Apple IIe Plus LVI	\$17099
400 16K Disk Controller	\$79	Apple IIc Plus LVII	\$17199
400 16K Disk Drive	\$149	Apple IIx Plus LVII	\$17299
800 48K Disk Drive	\$249	Apple IIe Plus LVII	\$17399
1200 64K Disk Drive	\$349	Apple IIc Plus LVIII	\$17499
400 16K Disk Controller	\$79	Apple IIx Plus LVIII	\$17599
400 16K Disk Drive	\$149	Apple IIe Plus LVIII	\$17699
800 48K Disk Drive	\$249	Apple IIc Plus LIX	\$17799
1200 64K Disk Drive	\$349	Apple IIx Plus LIX	\$17899
400 16K Disk Controller	\$79	Apple IIe Plus LIX	\$17999
400 16K Disk Drive	\$149	Apple IIc Plus LX	\$18099
800 48K Disk Drive	\$249	Apple IIx Plus LX	\$18199
1200 64K Disk Drive	\$349	Apple IIe Plus LX	\$18299
400 16K Disk Controller	\$79	Apple IIc Plus LXI	\$18399
400 16K Disk Drive	\$149	Apple IIx Plus LXI	\$18499
800 48K Disk Drive	\$249	Apple IIe Plus LXI	\$18599
1200 64K Disk Drive	\$349	Apple IIc Plus LXII	\$18699
400 16K Disk Controller	\$79	Apple IIx Plus LXII	\$18799
400 16K Disk Drive	\$149	Apple IIe Plus LXII	\$18899
800 48K Disk Drive	\$249	Apple IIc Plus LXIII	\$18999
1200 64K Disk Drive	\$349	Apple IIx Plus LXIII	\$19099
400 16K Disk Controller	\$79	Apple IIe Plus LXIII	\$19199
400 16K Disk Drive	\$149	Apple IIc Plus LXIV	\$19299
800 48K Disk Drive	\$249	Apple IIx Plus LXIV	\$19399
1200 64K Disk Drive	\$349	Apple IIe Plus LXIV	\$19499
400 16K Disk Controller	\$79	Apple IIc Plus LX	

# The Fortress Of Adnil

George W. Miller

*"The Fortress of Adnil" is an adventure game for the Timex/Sinclair 1000 using the graphics mode. The program is entirely in BASIC and includes several routines you'll find useful in other programs. It requires the 16K RAM expansion module.*



Janice Fary

Your objective in this game is to accumulate points by gathering energy pellets and recovering the treasure, while avoiding obstacles on the display. Each move costs you one unit of energy; using the laser sword costs more, depending on the range and the object you use it on.

Each move you make is accompanied by random placement of "NAWS" (defined as guards) on the screen. If this random placement puts a guard in the space you intend to occupy, you are captured. If your energy level is greater than 1000, the computer will allow you to pay a ransom, deduct the ransom from your score, and allow you to continue.

You can use your laser sword to cut a hole through any barricade and to oppose the guards. But be warned: the odds are even in any battle with the guards, and you may lose.

Since this game is written in BASIC, don't expect fast-paced action. The game began as a learning exercise in PEEKing and POKEing into the display file.

## PEEK And POKE Programming

Enter lines 50 to 120 into your computer. They will print a border around the display and will provide a boundary limiting later POKE commands to the display file.

Now enter lines 220, 250 - 355, 510, and this line:

```
520 PRINT AT 21,0;PEEK (PEEK 16396 + PEEK  
16397*256 + S)
```

Then enter lines 530 and 610.

This will allow you to move a character around the screen and also find the CODE of the character stored in that address.

SAVE this before you try it, because if you POKE outside the display file, the program will crash. You'll have to turn off the power and

start over.

Now add the missing lines to print a variety of characters on the screen, but don't change line 520 yet. Move around the screen and look at the codes returned from the different locations.

Lines 400 to 430 limit the movement to areas in the display file. Lines 450 to 500 check for the code at that address.

If this is new to you, just remember that POKEing is putting a value into an address, and PEEKing is looking at the value in an address.

Now change line 520 to the line as shown in the program listing. Enter the rest of the listing, and you'll have the complete game The Fortress of Adnil.


If you find the game too challenging, you can change the level of difficulty by changing the 2000 in line 525 to some lower value.

Line 9999 is a utility routine I use to keep track of the length of my program. Enter GOTO 9999, and the screen should say, "LENGTH OF PROGRAM 7456". Since I'm using a 16K RAM, with 16,384 bytes available, I'm well within the limits of memory. Note that line 9999 indicates all memory used, and includes the memory required for the variables, the display file, and the program.

## Programming Hints

Now for some hints on making your programs look a little more professional.

The routine starting at line 9991 is self-starting. To SAVE the program, start your tape recorder and enter GOTO 9991. When you load the program again, you won't get the usual 0/0 display, but the program will begin to run, printing the title on the screen. To use this routine, change the program name in line 9995 to the name of your program, and the line number for the GOTO command to the first line in your program.



*The Fortress of Adnil - an adventure game for the Timex/Sinclair 1000*

This is especially useful in working with files. You can store the data in variables, and when the program comes up it automatically begins, preserving your data, and going a long way towards making the program user friendly.

I have placed this function in the menu of my program "ZX-81/TS-1000 Data Management" (**COMPUTE!**, March 1983) and saved the data by a step in the program. This makes it a subroutine and it becomes very easy for even the most inexperienced user to save and run the program correctly.

A further step in making other programs user friendly is using INKEY\$ instead of INPUT whenever possible. This keeps control of the program in the computer, and the computer will wait for the command it wants to see. (See lines 8020 to 8040.) INPUT permits any number of possible incorrect (or program-stopping) entries.

## Attractive Displays

In some versions of BASIC, the command FLASH will cause the display to print normal and inverse characters. The Sinclair computer doesn't have this function, but you can get the same result by a routine similar to lines 8203 to 8205 in the listing. This makes your display a little more attractive, and adds a professional touch to your programs.

When building a display, make use of the graphic mode and the various commands for printing, such as TAB and PRINT AT.

Check each line by entering a GOTO command in the immediate mode after entering the line. If you don't like what you see on the display, press EDIT.

The upper portion of the display will remain unchanged, but the bottom part of the screen will now display your last line entered. Use your edit functions to move the cursor about the line and make any necessary changes. Hit enter, and execute another GOTO command in the immediate mode to recheck your work.

**BEGINNING PROGRAMMERS**  
If you're new to computing, please read "How To Type **COMPUTE!**'s Programs" and "A Beginner's Guide To Typing In Programs."

## Fortress Of Adnil

Note: All underlined characters in the program listing should be typed in graphics mode. The graphics characters in lines 530 and 7507 are produced by typing graphic shifted 6.


```

5 GOTO 8100
10 LET C=0
20 LET Z=0
30 LET G=0
35 LET T=50
40 FAST
50 FOR N=1 TO 63
60 PLOT N,0
70 PLOT N,43
80 NEXT N
90 FOR M=0 TO 43
100 PLOT 0,M
110 PLOT 63,M
120 NEXT M
130 FOR A=1 TO 300
140 GOSUB 1000
150 PRINT AT X,Y;"H"
160 NEXT A
170 FOR B=1 TO 20
180 GOSUB 1000
190 PRINT AT X,Y;"*"
200 NEXT B
202 IF G=1 THEN GOTO 250
205 PRINT AT 21,0;T
210 SLOW
220 LET S=347
230 GOSUB 1000
240 PRINT AT X,Y;"$"
250 POKE PEEK 16396+PEEK 16397*256+S,149
260 POKE PEEK 16396+PEEK 16397*256+S,149
270 POKE PEEK 16396+PEEK 16397*256+S,21
280 IF INKEY$="" THEN GOTO 250
290 LET P=S
300 LET A$=INKEY$
310 LET S=S-(1 AND A$="5")
320 LET S=S+(33 AND A$="6")
330 LET S=S-(33 AND A$="7")
340 LET S=S+(1 AND A$="8")
350 IF A$="9" THEN GOSUB 2000
355 IF A$<>"5" AND A$<>"6" AND A$<>"7" AND A$<>"8" AND A$<>"9" THEN GOTO 250
360 FOR N=1 TO 2
370 GOSUB 1000
380 PRINT AT X,Y;"█"
390 NEXT N
400 IF PEEK (PEEK 16396+PEEK 16397*256+S)=5 THEN LET S=P
410 IF PEEK (PEEK 16396+PEEK 16397*256+S)=3 THEN LET S=P
420 IF PEEK (PEEK 16396+PEEK 16397*256+S)=131 THEN LET S=P
430 IF PEEK (PEEK 16396+PEEK 16397*256+S)=133 THEN LET S=P
440 IF PEEK (PEEK 16396+PEEK 16397*256+S)=136 THEN LET S=P

```

# **THE WORLD W YOUR COMP**

*Send us your game and THO*



*Got a great home computer game you've programmed? Working on one? We'd like to hear about it. Play it. And if we like it, we want to help you sell it to the world.*

*We're THORN EMI Video, the worldwide entertainment/electronics company. One of the giants in home computer software. We market a full line of computer games to the world. So, if your computer game meets our own high standards, it means people all over the world could be buying it, playing it.*



# WANTS TO PLAY COMPUTER GAME!

THORN EMI will give you the world.



*Think you've got a great computer game? Then write us to find out how to submit your game to THORN EMI.*

*Just think. The whole world could be playing your computer game soon.*

**THORN EMI, HOME COMPUTER  
SOFTWARE DEVELOPMENT,  
1370 AVENUE OF THE AMERICAS,  
NEW YORK, NY 10019.**



```

450 IF PEEK (PEEK 16396+PEEK 16397*256+S
)=141 THEN LET T=T+200
460 IF PEEK (PEEK 16396+PEEK 16397*256+S
)=141 THEN GOSUB 1000
465 IF PEEK (PEEK 16396+PEEK 16397*256+S
)=141 THEN PRINT AT X,Y;"$ "
470 IF PEEK (PEEK 16396+PEEK 16397*256+S
)=151 THEN LET T=T+10
480 IF PEEK (PEEK 16396+PEEK 16397*256+S
)=151 THEN LET C=C+1
485 IF PEEK (PEEK 16396+PEEK 16397*256+S
)=151 THEN LET M=1
490 IF C=15 THEN GOTO 170
500 IF PEEK (PEEK 16396+PEEK 16397*256+S
)=128 THEN GOTO 7500
510 POKE PEEK 16396+PEEK 16397*256+P,0
520 LET T=T-1
525 IF T>2000 THEN GOTO 8500
530 PRINT AT 21,0;" ██████████ "
540 PRINT AT 21,0;T
550 IF T<=0 THEN GOTO 7000
560 LET Z=Z+1
570 IF Z=40 THEN GOSUB 1000
580 IF Z=40 AND RND>.3 THEN PRINT AT X,Y
;"$ "
590 IF Z=40 THEN LET Z=0
600 LET G=1
610 GOTO 250
1000 LET X=INT(RND*20)+1
1010 LET Y=INT(RND*30)+1
1020 RETURN
2000 POKE PEEK16396+PEEK16397*256+P,149
2002 LET B=P
2005 IF INKEY$="" THEN GOTO 2000
2010 IF INKEY$="9" THEN GOTO 2000
2015 LET B$=INKEY$
2020 IF B$<>"5" AND B$<>"6" AND B$<>"7"
AND B$<>"8" THEN GOTO 2000
2025 FOR N=1 TO 5
2030 LET B=B-(1 AND B$="5")
2040 LET B=B+(33 AND B$="6")
2050 LET B=B-(33 AND B$="7")
2060 LET B=B+(1 AND B$="8")
2065 IF PEEK (PEEK 16396+PEEK 16397*256+
B)=128 THEN GOSUB 4500
2070 IF PEEK (PEEK 16396+PEEK 16397*256+
B)=128 THEN LET T=T+100
2075 IF PEEK (PEEK 16396+PEEK 16397*256+
B)=128 THEN GOTO 4000
2080 IF PEEK (PEEK 16396+PEEK 16397*256+
B)=128 THEN LET T=T-3*N
2090 IF PEEK (PEEK 16396+PEEK 16397*256+
B)=136 THEN GOTO 4000
3000 IF PEEK (PEEK 16396+PEEK 16397*256+
B)=5 THEN RETURN
3010 IF PEEK (PEEK 16396+PEEK 16397*256+
B)=3 THEN RETURN
3020 IF PEEK (PEEK 16396+PEEK 16397*256+
B)=133 THEN RETURN
3030 IF PEEK (PEEK 16396+PEEK 16397*256+
B)=131 THEN RETURN
3040 IF PEEK (PEEK 16396+PEEK 16397*256+
B)=151 THEN LET T=T-5*N
3050 IF PEEK (PEEK 16396+PEEK 16397*256+
B)=151 THEN RETURN
3060 IF PEEK (PEEK 16396+PEEK 16397*256+
B)=5 THEN RETURN
3080 POKE PEEK 16396+PEEK 16397*256+B,22
3085 POKE PEEK 16396+PEEK 16397*256+B,0
3090 NEXT N
4000 POKE PEEK 16396+PEEK 16397*256+B,0
4005 LET P=S
4010 RETURN
4500 IF RND>.5 THEN RETURN
4505 IF B$="5" THEN GOTO 4525
4510 IF B$="8" THEN GOTO 4527
4515 IF B$="6" THEN GOTO 4531
4520 IF B$="7" THEN GOTO 4533
4525 LET B$="8"
4526 GOTO 4540
4527 LET B$="5"
4528 GOTO 4540
4531 LET B$="7"
4532 GOTO 4540
4533 LET B$="6"
4540 FOR X=1 TO N
4541 LET B=B-(1 AND B$="5")
4542 LET B=B+(33 AND B$="6")
4543 LET B=B-(33 AND B$="7")
4545 LET B=B+(1 AND B$="8")
4555 POKE PEEK 16396+PEEK 16397*256+B,12
8
4560 POKE PEEK 16396+PEEK 16397*256+B,22
4570 POKE PEEK 16396+PEEK 16397*256+B,0
4575 IF PEEK (PEEK 16396+PEEK 16397*256+
B)=149 THEN GOTO 8000
4577 IF PEEK (PEEK 16396+PEEK 16397*256+
B)=21 THEN GOTO 8000
4580 NEXT X
4590 GOTO 8000
7000 PRINT AT 21,0;" YOU HAVE USED ALL Y
OUR POWER "
7010 GOTO 8010
7500 PRINT AT 21,0;" YOU HAVE BEEN CAPTU
RED BY ADNIL "
7501 IF T-1000<=0 THEN GOTO 8010
7502 PAUSE 200
7503 PRINT AT 21,0;" YOU HAVE PAID RANSO
M TO ADNIL "
7504 LET S=P
7505 LET T=T-1000
7506 PAUSE 200
7507 PRINT AT 21,0;" ██████████
██████████ "
7508 PRINT AT 21,0;T
7509 GOTO 250
8000 PRINT AT 21,0;"{5 SPACES}YOU HAVE B
EEN DESTROYED{4 SPACES}"
8010 PAUSE 200
8012 PRINT AT 20,0;"{32 SPACES}"
8015 PRINT AT 20,0;"YOUR SCORE :";T
8020 PRINT AT 0,0;" PRESS ANY KEY TO PLA
Y AGAIN{5 SPACES}"
8030 PRINT AT 0,0;" PRESS ANY KEY TO PLA
Y AGAIN{5 SPACES}"
8040 IF INKEY$="" THEN 8020
8050 CLS
8060 GOTO 8245
8100 PRINT"{8 SPACES}THE FORTRESS
{2 SPACES}"
8101 PRINT
8102 PRINT"{13 SPACES}OF"
8103 PRINT
8104 PRINT"{11 SPACES}ADNIL"
8140 PAUSE 600
8145 CLS
8150 PRINT AT 10,0;"DO YOU NEED INSTRUCT
IONS?"
8160 PRINT AT 12,8;"Y OR N"
8170 IF INKEY$="" THEN GOTO 8170

```

```

8175 LET Y$=INKEY$
8180 CLS
8190 IF CODE Y$=51 THEN GOTO 8245
8200 PRINT "YOU ARE ABOUT TO ENTER THE",
"FORTRESS OF ADNIL, A POWERFUL"

8201 PRINT "MAGICIAN-WARRIOR IN THE KING
DOM", "OF ANNEP."
8202 PRINT "YOUR GOAL IS TO FIND AS MUCH
", "OF THE TREASURE ($) ADNIL HAS"
8203 PRINT "PLACED IN HIS FORTRESS AS YO
U", "CAN."
8204 PRINT "YOU MUST INCREASE YOUR ENERG
Y", "BY COLLECTING ENERGY PELLETS (*
)"
8205 PRINT "WHICH ARE SCATTERED IN THE",
"FORTRESS.{2 SPACES}YOUR POWER WILL
ALSO"
8206 PRINT "INCREASE IF YOU DEFEAT THE",
"NAWS (■) ADNIL USES AS GUARDS."
8207 PRINT AT 21,0;" PRESS ANY KEY TO CO
NTINUE{7 SPACES}"
8208 PRINT AT 21,0;" PRESS ANY KEY TO CO
NTINUE{7 SPACES}"
8209 IF INKEY$="" THEN 8207
8210 CLS
8211 PRINT "BE CAREFUL.{2 SPACES}IF ADNI
L IS MORE", "POWERFUL THAN YOU, THEN
THE NAWS"
8212 PRINT "WILL DESTROY YOU."
8213 PRINT "IF YOU ARE CAPTURED, YOU WIL
L", "HAVE A CHANCE TO PAY A RANSOM"
8214 PRINT "FOR YOUR RELEASE, BUT THE", "
PRICE IS HIGH AND ADNIL MAY"
8215 PRINT "NOT ACCEPT YOUR OFFER."
8216 PRINT "YOUR ONLY WEAPON IS YOUR LAS
ER", "SWORD WHICH YOU USE BY PRESSIN
G"
8217 PRINT "THE ""9"" KEY AND CHOOSING T
HE", "DIRECTION TO ATTACK."
8218 PRINT AT 21,0;" PRESS ANY KEY TO CO
NTINUE{6 SPACES}"
8219 PRINT AT 21,0;" PRESS ANY KEY TO CO
NTINUE{6 SPACES}"
8220 IF INKEY$="" THEN GOTO 8218
8221 CLS
8222 PRINT "TO MOVE : "
8223 PRINT TAB 5;"LEFT PRESS 5"
8224 PRINT TAB 5;"DOWN PRESS 6"
8225 PRINT TAB 5;"UP PRESS 7"
8226 PRINT TAB 5;"RIGHT PRESS 8"
8227 PRINT TAB 5;"YOUR LASER SWORD IS 9"
8228 PRINT
8229 PRINT "USE THE KEYS TO CHOOSE YOUR"
, "DIRECTION OF ATTACK WITH YOUR"
8230 PRINT "LASER SWORD."
8231 PRINT "YOU WILL START WITH AN ENERG
Y", "LEVEL OF 50 UNITS.{2 SPACES}EAC
H MOVE"
8232 PRINT "WILL COST 1 UNIT AND USE", "O
F THE LASER COSTS MORE."
8233 PRINT "CAPTURE THE TREASURE ($) AND
", "GAIN ENERGY (*) BY MOVING TO"
8234 PRINT "THOSE SPACES."
8235 PRINT AT 21,0;" PRESS ANY KEY TO CO
NTINUE{6 SPACES}"
8236 PRINT AT 21,0;" PRESS ANY KEY TO CO
NTINUE{6 SPACES}"
8237 IF INKEY$="" THEN GOTO 8235
8238 CLS
8239 PRINT "IF YOU ARE TRAPPED IN THE MA

```

```

ZE", "YOU MAY USE YOUR LASER SWORD"
8240 PRINT "TO BLAST THROUGH THE WALL."
8241 PRINT AT 10,0;"GOOD LUCK...YOU WILL
NEED IT."
8242 PRINT AT 21,3;"PRESS ANY KEY WHEN R
EADY"
8243 PRINT AT 21,3;"PRESS ANY KEY WHEN R
EADY"
8244 IF INKEY$="" THEN GOTO 8242
8245 CLS
8246 PRINT AT 10,0;"THE SCREEN WILL BE B
LANK FOR"
8247 PRINT "ABOUT 15 SECONDS WHILE YOU A
RE{2 SPACES}TRANSPORTED TO THE FORT
RESS OF"
8248 PRINT "{13 SPACES}ADNIL"
8249 PAUSE 400
8250 CLS
8251 GOTO 10
8500 CLS
8501 PRINT AT 10,0;"YOU HAVE DEFEATED AD
NIL"
8502 PRINT AT 12,5;"YOUR SCORE :":T
8503 GOTO 8010
9990 REM SAVE
9991 PRINT AT 10,5;" START TAPE "
9992 PAUSE 200
9993 POKE 16437,255
9994 CLS
9995 SAVE "ADNIL"
9996 GOTO 5
9999 PRINT"LENGTH OF PROGRAM ";PEEK 1639
6+256*PEEK 16397-16583

```

## COMPUTER / BASF CASSETTES / -DPS



**THE WORLD'S FINEST**

- Data media for all microcomputers
- Used nationwide by software manufacturers, hobbyists, schools and businesses
- Premium 5-screw shell with leader fits all standard recorders

**NEW!**  
ORGANIZE  
YOUR TAPES!  
**\$2<sup>95</sup> EACH**

GET ONE  
CADDY FREE! Buy 2 doz. Cassettes & One Caddy. Get One Caddy FREE!

• SATISFACTION GUARANTEED OR YOUR MONEY BACK •  
FOR IMMEDIATE SHIPMENT  
USE YOUR VISA OR MASTERCARD



**CASSETTE STORAGE CADDY**

OFFER EXPIRES AUGUST 1, 1985



**TRACTOR FEED  
DIE-CUT BLANK  
CASSETTE LABELS**

**ORDER NOW ... MAIL TO: YORK 10™ Computerware**

24573 Kittridge St. • PCM, Canoga Park, CA 91307

ITEM	1 DOZEN	2 DOZEN	TOTAL
C-05	<input type="checkbox"/> 7.50	<input type="checkbox"/> 13.50	
C-10	<input type="checkbox"/> 8.00	<input type="checkbox"/> 14.00	
C-20	<input type="checkbox"/> 10.00	<input type="checkbox"/> 18.00	
Hard Box	<input type="checkbox"/> 2.50	<input type="checkbox"/> 4.00	
Storage Caddy \$2.95 ea	Quantity _____	FREE Quantity _____	
Blank labels	4 000/100	30 000/1000	
SUB TOTAL			
Cash discounts add 6% sales tax			Name _____
Shipping/handling 1 doz \$7 2 doz \$3 50			Address _____
1 doz \$4 50 each additional doz \$ 5 00			City _____ State/Zip _____
For Parcel Post instead of UPS ADD \$1			Card No. _____ Exp. _____
Outside Continental USA ADD \$2			Signature _____
TOTAL			

Check or M.O. Charge to Credit Card.  
 enclosed  VISA  MASTERCARD  
 PLEASE SEND QUANTITY DISCOUNTS

# TECHNIQUES FOR WRITING YOUR OWN ADVENTURE GAME

Charles Perkins

*Adventure games are as intriguing to write as they are to play. Here are a few techniques to help you create an intricate drama without running out of memory. These suggestions are useful for any computer, but the specific examples concern Commodore computers.*

---

Remember, you have other tools at your disposal beside standard PEEKs, POKEs, and IF...THENs when programming games. One-byte pointers and ragged tables, for example, can sometimes come in handy as techniques to save memory and help with complicated game logic.

Using these techniques, I developed an adventure game entirely in BASIC for my 8K Commodore PET 2001 (actually 7167 bytes of free memory). It includes an adventure with 48 rooms, 576 vocabulary words, 12 objects (trolls, witches, etc.), and many descriptors and interactive responses. The game is table driven, and the entire adventure, including vocabulary, is stored as data. Many different adventures can be developed using this same program without change.

Computer game programs often use numbers which do not exceed the range of 0 to 255. Array indices and loop variables are common examples. The typical personal computer running BASIC does not permit one-byte variables (value range 0-255). A variable (either floating point or integer) on my PET is always seven bytes long. If your game program needs a good amount of memory and you store lots of variables with values in the range of 0-255, then this unneeded overhead is a problem.

BASIC (which causes the problem) also offers a solution. String manipulation functions permit the program to address a single character, and a character is stored in a single byte (plus some overhead which will be discussed later). With these string manipulation functions and simple algorithms to convert characters to numbers and vice versa, it is possible to efficiently store numbers in one byte.

This approach is particularly useful when a game program makes extensive use of pointers.

Pointers are stored variables which "point" to specific pieces of data (i.e., the indices of a table entry). The approach is easily extended to the creation and use of "ragged" tables. A ragged table is one in which the number of columns varies with each row.

## One-Byte Pointers

In its simplest form, a one-byte pointer is a value between 0 and 255 stored as a corresponding character in a string variable. Given the character (C\$), its value (C) is determined by the equation  $C = \text{ASC}(C\$)$ . Given the value, the appropriate character is determined by the function  $C\$ = \text{CHR}(C)$ . Storing individual characters as individual strings is not efficient (it uses up eight bytes in the PET), so multiple variables must be stored together in a string (the overhead is constant, and each character adds only one additional byte of memory). To retrieve the Nth character from the storage string (A\$), the equation is  $C\$ = \text{MID}(A$, N, 1)$ . To store a new value in the string is a bit more trouble, but it's still just string manipulation.

## Storing The Variables

The simple code number approach described above works if the one-byte variables are always kept internally in the computer. If you want to store the variables on tape or examine them on the screen, a problem arises: the internal character codes include special characters which cannot be saved or printed. In fact, only 128 characters (seven bits) can be saved or printed, and one of these (the quote mark) has special meaning to the PET and cannot be used. The usable character set in the PET has code numbers between 32 and 95 and between 160 and 223. The quote mark is character 34.

In my adventure game application, the storage strings are input from tape as data. I also chose to reserve seven characters as special flags and to eliminate the quote mark from the allowed character set for positive numbers. As a result, I was forced to use slightly more complex encoding and

# Educational Software With A Competitive Edge

## Pre-School

Sammy The Sea Serpent . . . (C) \$13, (D) \$19
Oswald and the Golden Key . . . (C) \$13, (D) \$19
Pre-School I.Q. Builder . . . (C) \$13, (D) \$24
Hodge Podge (D) . . . \$16
My First Alphabet (D) . . . \$26
Ten Little Robots . . . (C) \$13, (D) \$15
Basic Math (+, -, *, /) (D) . . . \$19
Basic Math (Add., Sub.) or Mult., Div.) (C) . . . \$10
Allen Counter/Face Flash (C, D) . . . \$26
Jar Game/Chaos (C, D) . . . \$26
Pre-School Fun (Color, Shape, etc.) (C) \$16
Hickory Dickory!
Baa Baa Black Sheep (C) . . . \$25
Humpty Dumpty/Jack and Jill (C) . . . \$25
Counters (C, D) . . . \$19
Facemaker (D) . . . \$23
I'm Different (D) . . . \$19

## Math

Monkey Up a Tree (C, D) . . . \$19
Video Math Flash Cards (C, D) . . . \$13
Math-Tic-Tac-Toe (C, D) . . . \$13
Calculus Demon (C, D) . . . \$19
Cubbyholes (C, D) . . . \$19
Metric and Problem Solving (D) . . . \$26
Algicalc (C, D) . . . \$19
Polycalc (C, D) . . . \$19
Counters (Ages 3-6) (C, D) . . . \$26
Basic Math (Add., Sub.) (C) . . . \$10
Basic Math (Mult., Div.) (C) . . . \$10
Basic Math (+, -, *, /) (D) . . . \$19
Ten Little Robots . . . (C) \$13, (D) \$15
Compumath-Fractions . . . (C) \$23, (D) \$29
Compumath-Decimals . . . (C) \$23, (D) \$29
Alien Numbers (C, D) . . . \$23
Math Pak 1 (C, D) . . . \$23
Allen Counter/Face Flash (C, D) . . . \$26
Golf Classic/Compubar (Angles) (C, D) \$26
Jar Games/Chaos (Ages 6-10) (C, D) . . . \$26
Gulp and Arrow Graphics (7-12) (C, D) . . . \$26
Battling Bugs/Concentration (C, D) . . . \$26
Addition With Carrying . . . (C) \$13, (D) \$19
Cash Register . . . (C) \$13, (D) \$19
Number Series . . . (C) \$13, (D) \$19
Quantitative Comparisons (C) \$15, (D) \$19
Sky Rescue . . . (C) \$15, (D) \$19
Big Math Attack . . . (C) \$17, (D) \$22
Math Facts Level II
Grade 1-3 . . . (C) \$13, (D) \$15
Com*putation/Concentration . . . (C) \$13, (D) \$15
Ship's Ahoy (D) . . . \$20
The Market Place (D) . . . \$26


# ATARI™

## Reading and Language Arts

Hey Diddle Diddle . . . \$20
Letterman (C, D) . . . \$19
My First Alphabet (D) . . . \$26
Wordmaker (C, D) . . . \$19
Spelling Genie (C, D) . . . \$19
Word Search Generator (D) . . . \$19
Compuread . . . (C) \$17, (D) \$23
Astroquotes . . . (C) \$13, (D) \$19
Memory Builder/Concentration . . . (C) \$13, (D) \$19
Let's Spell (C) . . . \$13
Spelling Builder . . . (C) \$16, (D) \$20
Do-It-Yourself Spelling (C) . . . \$16
S.A.T. College Board Prep. (C) . . . \$89
Story Builder/Word Master . . . (C) \$13, (D) \$19
What's Different . . . (C) \$13, (D) \$19
Analogies . . . (C) \$13, (D) \$19
Prefixes (D) . . . \$26



Vocabulary Builder 1 . . . (C) \$13, (D) \$19
Vocabulary Builder 2 . . . (C) \$13, (D) \$19
Mini-Crosswords . . . (C) \$13, (D) \$19
Word Scramble Grades 1-4 (C) . . . \$13
Fishing For Homonyms (C) . . . \$13
Hidden Words 4 Levels (C) . . . \$16
Snooper Troops #1 (D) . . . \$32
Snooper Troops #2 (D) . . . \$32
Story Machine (D) . . . \$23
Word Race (D) . . . \$17
Claim to Fame/Sports Derby . . . \$15
Crossword Magic (D) . . . \$34
Alphabet Arcade . . . (C) \$15, (D) \$19
Funbunch (D) . . . \$25
Elem. . . \$25
Intermediate . . . \$25
High School (SAT) . . . \$25
Time Bomb . . . (C) \$13, (D) \$19
Snake-O-Nyms . . . \$25
Skywriter & Pop'r Spell . . . \$25



## \*\*\* BOOKS \*\*\*

KIDS AND THE ATARI . . . \$18
KIDS AND THE VIC . . . \$18
PROGRAMMERS REF. GUIDE (VIC) . . . \$14
ELEMENTARY COMMODORE . . . \$14
COMPUTERS FOR PEOPLE . . . \$ 8
GAMES FOR THE ATARI . . . \$ 8
DE RE ATARI . . . \$19
ADVENTURE HINT BOOKS . . . \$ 8
6502 ASSEM. LG. PROG. . . \$16
SOME COMMON BASIC BASIC PROGRAMS . . . \$14
YOUR ATARI COMPUTER . . . \$16
ATARI ASSEMBLER — INMAN . . . \$12
ATARI GAMES AND RECREATION . . . \$14
ATARI PILOT FOR BEGINNERS . . . \$12
VISICALC BOOK — ATARI EDITION . . . \$14
ATARI BASIC — R. L. ALBRECHT . . . \$ 8

## Music

Rhyme & Pitch . . . \$26
Player Piano (C, D) . . . \$19
Keyboard Organ (C, D) . . . \$19
Musical Computer—Music Tutor (D) . . . \$13
Music 1—Terms and Notation (D) . . . \$26
Advanced Music System (D) . . . \$25
Music Composer . . . (CT) . . . \$25
Jerry White's Music Lessons (C) . . . \$20
Magic Melody Box . . . \$14

## Telling Time

Hickory Dickory (C, D) . . . \$13
-----------------------------------

## Social Studies and Geography

Earth Science (D) . . . \$26
Flags of Europe (D) . . . \$19
Presidents of the U.S. (C, D) . . . \$13
Astro Word Search . . . (C) \$13, (D) \$19
States and Capitals (C) . . . \$12
European Countries & Capitals (C) . . . \$12
Computer Stocks and Bonds . . . (C) \$12, (D) \$15
Elementary Biology (D) . . . \$26
Frogmaster (D) . . . \$19
Starware (D) . . . \$19
Mapware (D) . . . \$19
British Heritage Jigsaw Puzzles . . . \$22
European Scene Jigsaw Puzzles (C) . . . \$22
Geography (D) . . . \$26

## Programming Techniques

Pilot (Cons. or Educator) . . . (C) \$59, (D) \$99
Invitation to Prog. #2 (C) . . . \$22
Invitation to Prog. #3 (C) . . . \$22
Tricky Tutorials—Santa Cruz
TT #1 Display Lists (C, D) . . . \$17
TT #2 Horiz/Vert. Scrolling (C, D) . . . \$17
TT #3 Page Flipping (C, D) . . . \$17
TT #4 Basics of Animation (C, D) . . . \$17
TT #5 Player Missile Graphics (C, D) \$24
TT #6 Sound of Music (C, D) . . . \$24
TT #7 DOS Utilities (D) . . . \$24
Page 6 . . . \$20
The Next Step . . . \$27

## Typing

Master Type (D) . . . \$27
Touch Typing (C) . . . \$19
Type Attack (C, D) . . . \$26

## Foreign Languages

Atari Conversational Languages
French, Spanish, German, Italian (C) \$45
Astro Word Search (Specify Spanish or French) . . . (C) \$13, (D) \$19

## Music

VIC Music Composer (CT) . . . \$29
HES Synthesound (CT) . . . \$49

## Language Arts


Super Hangman (C) . . . \$14
Simon/Hess (C) . . . \$13
Concentration (C) . . . \$13
Home Babysitting . . . \$23
Hey Diddle Diddle 64 . . . \$20

## Social Studies/Science

Visible Solar System . . . \$23
Reaganomics (CT) . . . \$27

## Programming Techniques

Intro to Basic Prog. I . . . \$22
Intro to Basic Prog. II . . . \$22
Programmers aid Cart. . . \$45
Turtle Graphics/Hess (CT) . . . \$29
Groteck & Microchip . . . \$23



## Pre-School

The Sky Is Falling (CT) . . . \$23
Mole Attack (CT) . . . \$23
Home Babysitter . . . \$23
Facemaker 64 . . . \$23
Kindercomp 64 . . . \$20

## Math


Sky Math (C) . . . \$12
Space Division . . . \$12
Bingo Speed Math (CT) . . . \$23
Number Crunch (CT) . . . \$27
Number Chaser . . . \$17
Number Gulper . . . \$17

# Computer Outlet

Park Place — Upper Level 1095 E. Twain — (702) 796-0296 Las Vegas, Nevada 89109

Call Toll Free **800-634-6766** Order Line Only

We accept Major Credit Cards Mon.-Fri. 8 A.M.-6 P.M.



# Commodore Puts Excitement In Your Life



**COMMODORE 64 \$389**

- COMMODORE 64 ..... \$389
- 1530 DATASETTE ..... \$ 59
- 1541 DISK DRIVE ..... \$329
- 1525 GRAPHIC PRINTER ..... \$329
- 1600 MODEM ..... \$ 89

## COMMODORE 64 SOFTWARE

### Avalon Hill Game Company

- 180-701 B-1 Nuclear Bomber (C) ..... \$12
- 180-702 Midway Campaign (C) ..... \$12
- 180-703 North Atlantic  
Convoy Raider (C) ..... \$12
- 180-704 Nukewar (C) ..... \$12
- 180-706 Planet Miners (C) ..... \$12
- 180-712 Computer Stocks & Bonds (C) \$15
- 180-719 Andromeda Conquest (C) ..... \$14
- 181-721 Computer  
Football Strategy (C) ..... \$12
- 181-732 Telengard (C) ..... \$16

### EPYX/Automated Simulations

- 14E-036 Jump Man (D) ..... \$27

### Human Engineered Software (HES)

- HEE-307 6502 Professional  
Dev. System (C) ..... \$23
- HEE-400 Retro Ball (Crt) ..... \$27
- HEE-401 Hesmon (Crt) ..... \$27
- HEE-402 Turtle Graphics II (Crt) ..... \$45
- HEE-404 Heswriter 64 (Crt) ..... \$35
- HEE-412 Gridrunner (Crt) ..... \$27

### Infocom

- 63E-001 Zork I (D) ..... \$27
- 63E-002 Zork II (D) ..... \$27
- 63E-003 Deadline (D) ..... \$35
- 63E-004 Starcross (D) ..... \$27
- 63E-005 Zork III (D) ..... \$27

### Sierra On-Line

- 54E-048 Frogger (D) ..... \$23

### Sirius Software Co-op!

- 70E-036 Blade of Blackpoole (D) ..... \$27
- 70E-037 Type Attack (Crt) ..... \$27
- 70E-043 Repton (D) ..... \$27
- 70E-046 Critical Mass (D) ..... \$27
- 70E-424 Snake Byte (Crt) ..... \$23
- 70E-445 Spider City (Crt) ..... \$27
- 70E-447 Squish 'em (Crt) ..... \$23
- 70E-448 Final Orbit (Crt) ..... \$23

### Spinnaker

- SKE-001 Snooper Troops #1 (D) ..... \$30
- SKE-004 Facemaker (D) ..... \$23
- SKE-006 Kindercomp (D) ..... \$20
- SKE-008 Hey Diddle Diddle (D) ..... \$20
- SKE-009 In Search of the  
Most Amazing Thing (D) ..... \$27

### Snyapse Software

- SSE-011 Ft. Apocalypse (D) ..... \$23
- SSE-016 Drelbs (D) ..... \$23
- SSE-019 Survivor (D) ..... \$23
- SSE-020 Pharaoh's Curse (D) ..... \$23
- SSE-311 Ft. Apocalypse (C) ..... \$23
- SSE-316 Drelbs (C) ..... \$23
- SSE-319 Survivor (C) ..... \$23
- SSE-320 Pharaoh's Curse (C) ..... \$23

### United Microwave Industries (UMI)

- 92E-302 Renaissance (C) ..... \$27
- 92E-331 Motor Mania (C) ..... \$20

### Creative Software

- Black Hole (CT) ..... \$36
- Trashman (CT) ..... \$36
- Astroblitz (CT) ..... \$36
- City Bomber & Minelfield (CT) ..... \$20
- Apple Panic (CT) ..... \$36
- Choplifter (CT) ..... \$36
- Serpentine (CT) ..... \$36
- Videomania (CT) ..... \$36
- Terraguard (CT) ..... \$36

### Thorn EMI

- River Rescue (CT) ..... \$29
- VIC Music Composer (CT) ..... \$29
- Mutant Herd (CT) ..... \$29

### Automated Simulations

- Rescue at Rigel (C) ..... \$20
- Ricochet (C) ..... \$15
- Monster Maze (CT) ..... \$27
- Sword of Fargool ..... \$27

### Spectravision

- Cave In (CT) ..... \$27
- Number Crunch (CT) ..... \$27
- Reaganomics (CT) ..... \$27

### Tronix

- Galactic Blitz (C) ..... \$17
- Swarm (C) ..... \$20
- Sidewinder (C) ..... \$20

### HES Software

- VIC Forth (CT) ..... \$45
- HES Mon (CT) ..... \$29
- Turtle Graphics (CT) ..... \$29
- HES Writer (CT) ..... \$29
- Aggressor (CT) ..... \$29
- Shamus (CT) ..... \$29
- Protector (CT) ..... \$33
- Synthesound (Music Synthesizer)  
(CT) ..... \$49
- Skier (C) ..... \$15
- Maze of Mikor (C) ..... \$15
- Tank Wars (C) ..... \$15
- Victrek (C) ..... \$15
- Pinball (C) ..... \$13
- Simon (C) ..... \$13
- Fuel Pirates (C) ..... \$13
- Pak Bomber (C) ..... \$13
- Laser Blitz (C) ..... \$15
- Tank Trap (C) ..... \$15
- Concentration (C) ..... \$13
- Dam Bomber (C) ..... \$13



Park Place - Upper Level, 1095 E. Twain  
(702) 796-0296 — Las Vegas, Nevada 89109  
Call Toll Free **800-634-6766** Order Line Only  
Information & Order Inquiries (702) 369-5523

## ★ SPECIALS OF THE MONTH ★

- AMDEK COLOR I MONITOR ..... \$299
- WICO JOYSTICK ..... \$ 23
- WICO REDBALL JOYSTICK ..... \$ 24
- WICO TRACKBALL ..... \$ 49
- KIDS & THE VIC ..... \$ 18
- PROGRAMMER'S REFERENCE GUIDE (VIC) ..... \$ 14
- PROGRAMMER'S REFERENCE GUIDE (64) ..... \$ 18
- SLAGH 24K MEMORY BOARD ..... \$145
- CARDCO 6 SLOT EXPANSION MOTHERBOARD ..... \$ 79
- CARDCO 3 SLOT EXPANSION MOTHERBOARD ..... \$ 39
- CARDWRITER LIGHT PEN ..... \$ 29
- CARDETTE PARALLEL INTERFACE ..... \$ 59
- DATA 20 40/80 COLUMN 16K BOARD ..... \$219
- DATA 20 40/80 COLUMN 64K BOARD ..... \$289

### ORDERING INFORMATION AND TERMS.

For Fast Delivery send cashier checks, money orders or direct bank wire transfers. Personal and company checks allow 3 weeks to clear. C.O.D. orders (\$3.00 minimum) and 1% of all orders over \$300. School purchase orders welcomed. Prices reflect a cash discount only and are subject to change. Please enclose your phone number with any orders. Shipping — Software (\$2.50 minimum). Shipping — Hardware (please call). Foreign orders, APO & FPO orders — \$10 minimum and 15% of all orders over \$100. Nevada residents add 5% sales tax. All goods are new and include factory warranty. Due to our low prices, all sales are final. All returns must have a return authorization number. Call 702-369-5523 to obtain one before returning goods for replacement. All returned merchandise is subject to a restocking fee and must come with their original packaging in order to be accepted. NO returns permitted after 21 days from shipping date.



**VIC 20 ..... \$139**

**VIC 1530 DATASETTE .... \$ 59**

**VIC 1541 DISK DRIVE .... \$329**

**VIC 1525 GRAPHICS PRINTER ..... \$329**

**VIC 1210 3K Memory Expander .... \$ 34**

**VIC 1110 8K Memory Expander .... \$ 52**

**VIC 1111 16K Memory Expander .... \$ 89**

**VIC 1011 RS 232 Terminal Interface. . \$ 43**

**VIC 1211 Super Expander ..... \$ 59**

**VIC 1212 Programmers Aid Cartridge \$ 45**

**VIC 1213 Vicmon Machine Language  
Monitor ..... \$ 45**

**VL 102 Introduction to Basic  
Programming ..... \$ 21**

**VT 106A Recreation Pack ..... \$ 45**

**VT 107 A Home Calculation Pack .... \$ 45**

**VT 164 Programmable Character Set \$ 12**

**VIC 1600 Vicmodem ..... \$ 89**

**VIC 1311 Joystick ..... \$ 8**

**VIC 1312 Game Paddles ..... \$ 16**

**VM Programmers Reference Guide. . \$ 14**

### VIC Software

- Avenger ..... \$ 23
- Superslot ..... \$ 23
- Super Alien ..... \$ 23
- Jupiter Lander ..... \$ 23
- Draw Poker ..... \$ 23
- Midnight Drive ..... \$ 23
- Radar Rat Race ..... \$ 23
- Raid on Fort Knox ..... \$ 23
- Sargon II Chess ..... \$ 29
- Super Smash ..... \$ 23
- Cosmic Cruncher ..... \$ 23
- Gorf ..... \$ 29
- Omega Race ..... \$ 29
- Money Wars ..... \$ 23
- Menagerie ..... \$ 23
- Cosmic Jailbreak ..... \$ 23
- Clowns ..... \$ 23
- Garden Wars ..... \$ 23
- Sea Wolf ..... \$ 23
- Adventureland ..... \$ 29
- Pirate Cove ..... \$ 29
- Mission Impossible ..... \$ 29
- The Count ..... \$ 29
- Voodoo Castle ..... \$ 29
- The Sky is Falling ..... \$ 23
- Mole Attack ..... \$ 23
- Bingo Speed Math ..... \$ 23
- Home Babysitter ..... \$ 23
- Visible Solar System ..... \$ 23
- Personal Finance ..... \$ 29
- Quick Brown Fox ..... \$ 65

### United Microwave

- Spiders of Mars (CT) ..... \$ 34
- Meteor Run (CT) ..... \$ 34
- Amok (C) ..... \$ 17
- Alien Blitz (C) ..... \$ 17
- Skymath (C) ..... \$ 12
- Space Division (C) ..... \$ 12
- Super Hangman (C) ..... \$ 14
- The Alien (C) ..... \$ 17
- 3D Maze (C) ..... \$ 12
- Kosmic Kamikaze (C) ..... \$ 17
- Sub Chase (C) ..... \$ 17
- Amok (CT) ..... \$ 27
- Renaissance (CT) ..... \$ 34
- Alien Blitz (CT) ..... \$ 27
- Cloud Burst (CT) ..... \$ 27
- Satellites and Meteorites (CT) ..... \$ 34
- Outworld (CT) ..... \$ 34
- Wordcraft ..... \$270



The Computer Outlet is an associate of The Computer Learning Center For Children.

"...We are experts in educational technology featuring our own Computer Learning Center educational software. Dealers inquiries invited."



# Incredible Prices! Incredible Programs!

## New Hit List

- 1200 XL . \$619**
- 800 48K . \$489**
- 400 16K . \$209**
- 1010 Recorder . . . . . \$ 72
- 410 Recorder . . . . . \$ 72
- 810 Disk Drive . . . . . \$419
- 1025 Printer . . . . . \$409
- 830 Modem . . . . . \$145
- 850 Interface . . . . . \$159
- 481 Entertainer . . . . . \$ 64
- 482 Educator . . . . . \$110
- 483 Programmer . . . . . \$ 52
- 484 Communicator . . . . . \$289
- 853 16K Ram . . . . . \$ 74
- The Bookkeeper Kit . . . . . \$165

- Temple of Apschal . . . . . \$ 27
- Raster Blaster . . . . . \$ 20
- Apple Panic . . . . . \$ 20
- Crossfire . . . . . \$ 20
- Threshold . . . . . \$ 27
- Mousekattack . . . . . \$ 23
- Krazy Shootout . . . . . \$ 34
- Deadline . . . . . \$ 34
- Tumble Bugs . . . . . \$ 20
- Pool 1.5 . . . . . \$ 23
- Ricochet . . . . . \$ 15
- Empire of the Overmind . . . . . \$ 23
- Wiz & Princess . . . . . \$ 22
- Mission Asteroid . . . . . \$ 17
- All Baba & the Forty Thieves . . . . . \$ 22
- The Shattered Alliance . . . . . \$ 27
- Canyon Climber . . . . . \$ 20
- Shooting Arcade . . . . . \$ 20
- Pacific Coast Highway . . . . . \$ 20
- Clowns & Balloons . . . . . \$ 20
- Preppie . . . . . \$ 20
- Rear Guard . . . . . \$ 17
- Lunar Lander . . . . . \$ 17
- War . . . . . \$ 17
- Star Warrior . . . . . \$ 27
- Dragon's Eye . . . . . \$ 20
- Crush, Crumble & Chomp . . . . . \$ 20
- Jawbreaker . . . . . \$ 20
- Zork I . . . . . \$ 27
- Zork II . . . . . \$ 27
- Softporn Adventure . . . . . \$ 20
- Deluxe Invaders . . . . . \$ 23
- Chicken . . . . . \$ 23
- Nautilus . . . . . \$ 23
- Rescue at Rigel . . . . . \$ 20
- Frogger . . . . . \$ 23
- Choplifter . . . . . \$ 23
- Curse of Ra . . . . . \$ 15
- Ghost Encounters . . . . . \$ 20
- Ulysses and The Golden Fleece . . . . . \$ 23
- Battle of Shiloh . . . . . \$ 27
- Tigers in the Snow . . . . . \$ 27
- Track Attack . . . . . \$ 20
- Shamus . . . . . \$ 23
- Picknick Paranoia . . . . . \$ 23
- Claim Jumper . . . . . \$ 23
- Embargo . . . . . \$ 34
- Firebird . . . . . \$ 34
- Cyclod . . . . . \$ 20
- Space Eggs . . . . . \$ 20
- Sneakers . . . . . \$ 20
- Snake Byte . . . . . \$ 20

- King Arthur's Heir (D) . . . . . \$ 20
- Escape from Vuncan's Isle (D) . . . . . \$ 20
- Crypt of the Undead (D) . . . . . \$ 20
- The Nightmare (D) . . . . . \$ 20
- Danger in Drindisti (D, C) . . . . . \$ 15
- Armor Assault (D) . . . . . \$ 27
- Monster Maze (CT) . . . . . \$ 27
- Alien Garden (CT) . . . . . \$ 27
- Plattermania (CT) . . . . . \$ 27
- David's Midnight Magic (D) . . . . . \$ 23
- Star Blazer (D) . . . . . \$ 22
- Stellar Shuttle (D, C) . . . . . \$ 20
- Genetic Drift (D, C) . . . . . \$ 20
- Labyrinth (D, C) . . . . . \$ 20
- Serpentine (D) . . . . . \$ 23
- Sea Fox (D) . . . . . \$ 20
- Spell Wizard (D) . . . . . \$ 53
- Sands of Egypt (D) . . . . . \$ 27
- Pool 400 (CT) . . . . . \$ 27
- Speedway Blast (CT) . . . . . \$ 27
- K-razy Kritters (CT) . . . . . \$ 34
- K-Star Patrol (CT) . . . . . \$ 34
- K-Razy Antiks (CT) . . . . . \$ 34
- Crossword Magic (D) . . . . . \$ 34
- Master Type . . . . . \$ 27
- Gorf . . . . . (D) \$27, (CT) \$30
- Wizard of Wor . . . . . (D) \$27, (CT) \$30
- Cyborg (D) . . . . . \$ 23
- Gold Rush (D) . . . . . \$ 23
- Bandits (D) . . . . . \$ 23
- Way Out (D) . . . . . \$ 27

- CX4104 Mailing List . . . . . \$ 19
- CX404 Word Processor . . . . . \$102
- CXL4007 Music Composer . . . . . \$ 42
- Programming 2 & 3 . . . . . \$ 22
- Conversational Languages . . . . . \$ 42
- CX4018 Pilot . . . . . \$ 55
- CX405 Pilot . . . . . \$ 92
- CXL4003 Assembler Editor . . . . . \$ 42
- CX8126 Microsoft Basic . . . . . \$ 62
- CXL4022 Pac-Man . . . . . \$ 30
- CX8130 Caverns of Mars . . . . . \$ 28
- CXL4020 Centipede . . . . . \$ 30
- CXL4006 Super Breakout . . . . . \$ 26
- CXL4008 Space Invaders . . . . . \$ 26
- CXL4009 Computer Chess . . . . . \$ 26
- CXL4011 Star Raiders . . . . . \$ 30
- CXL4012 Missile Command . . . . . \$ 26
- CXL4013 Asteroids . . . . . \$ 26
- The Bookkeeper . . . . . \$102
- Home Filing Manager . . . . . \$ 36
- Atari Speed Reading . . . . . \$ 54
- My First Alphabet . . . . . \$ 26
- Juggles House (D, C) . . . . . \$ 22
- Juggles Rainbow (D, C) . . . . . \$ 22
- Home Manager Kit . . . . . \$ 55
- Family Finance . . . . . \$ 36
- Time Wlee . . . . . \$ 23
- Galaxian . . . . . \$ 30
- Dafender . . . . . \$ 30
- Qix . . . . . \$ 30
- Dig Dug . . . . . \$ 30
- ET Home Phone . . . . . \$ 34
- Atari Writer . . . . . \$ 55



### \*\*\* SPECIALS OF THE MONTH \*\*\*

- ELEPHANT DISKS (BOX) . . . . . \$ 20
- HAYES SMARTMODEM . . . . . \$209
- MOSAIC 32K RAM . . . . . \$ 89
- RAMDISK (128K) . . . . . \$399
- AMDEK COLOR I MONITOR . . . . . \$299
- PERCOM DOUBLE DENSITY DRIVE . . . . . \$515
- NEC 8023A PRINTER . . . . . \$439
- BASIC A + (OSA + INCLUDED) . . . . . \$ 59
- FLIP N' SORT DISKETTE BOX . . . . . \$ 21
- (Holds 50 Diskettes)
- FLIP-SORT CARTRIDGE BOX . . . . . \$ 21
- (Holds 10 Atari Computer Cartridges)
- MOSAIC 64K RAM . . . . . \$149
- 80 COLUMN BOARD (ATARI) . . . . . \$279
- ALL APX SOFTWARE . . . . . \$15% TO 20% OFF
- PERCOM SINGLE DENSITY DRIVE . . . . . \$389

- Fast Eddy (CT) . . . . . \$ 24
- World War I (CT) . . . . . \$ 24
- Beanie Bopper (CT) . . . . . \$ 24
- The Cosmic Balance (D) . . . . . \$ 27
- Miner 2049er (CT) . . . . . \$ 34
- Attack at EP-CYG-4 . . . . . (D) \$22, (C) \$ 20
- Chess (D) . . . . . \$ 45
- Checkers (D) . . . . . \$ 34
- Odin (D) . . . . . \$ 34
- Snooper Troops #1 (D) . . . . . \$ 30
- Snooper Troops #2 (D) . . . . . \$ 30
- Story Machine (D) . . . . . \$ 23
- Face Maker (D) . . . . . \$ 23
- Haunted Hill . . . . . (D) \$20, (C) \$ 17
- Trivia Trek (D) . . . . . \$ 20
- Datalink (D) . . . . . \$ 27
- Space Shuttle (D) . . . . . \$ 20
- Jerry White's Music Lessons (D,C) . . . . . \$ 20
- Swiftly Tach Master . . . . . (D) \$20, (C) \$ 17
- Apocalypse (D, C) . . . . . \$ 23
- Raptillian (D, C) . . . . . \$ 23
- Kid Grid (D, C) . . . . . \$ 20
- Aliencounter (Face Flash) (D, C) . . . . . \$ 26
- The Jar Game/Chaos (D, C) . . . . . \$ 26
- Gulp/Arrow Graphics (D, C) . . . . . \$ 26
- Golf Classic/Compubar . . . . . \$ 26
- Frenzy/Flip Flop (D, C) . . . . . \$ 26
- Battling Bugs/Concentration (D, C) . . . . . \$ 26
- Submarine Commander (CT) . . . . . \$ 34
- Jumbo Jet Pilot (CT) . . . . . \$ 34
- Soccer (CT) . . . . . \$ 34
- Kickback (CT) . . . . . \$ 34
- Darts (C) . . . . . \$ 22
- Pool (C) . . . . . \$ 22
- Dominoes and Cribbage (C) . . . . . \$ 22
- Pig Pen (D) . . . . . \$ 20
- Starcross (D) . . . . . \$ 27
- Zork III (D) . . . . . \$ 27
- Journey to the Planets (D, C) . . . . . \$ 20
- Moon Shuttle (D) . . . . . \$ 27
- Moon Patrol (C) . . . . . \$ 17
- Normandie (D, C) . . . . . \$ 27
- Zaxxon (D, C) . . . . . \$ 27
- Juggler (D) . . . . . \$ 27
- Survival of the Fittest . . . . . \$ 20
- Baseball . . . . . (D) \$23, (C) \$ 20
- Sentinel I . . . . . (D) \$23, (C) \$ 20
- The Guardian of Gorm . . . . . (D) \$23, (C) \$ 20
- Miner 2049er (CT) . . . . . (D) \$23, (C) \$ 34
- Jeepers Creepers (D) . . . . . \$ 20
- Snapper (D) . . . . . \$ 20
- Twerps (D) . . . . . \$ 23
- Flip Out (D) . . . . . \$ 20
- The Birth of the Phoenix . . . . . \$ 16
- Protector II . . . . . (D) \$23, (CT) \$ 29

- #### Business & Utilities
- Visicalc . . . . . \$169
  - Mall Merge . . . . . \$ 20
  - Data Perfect . . . . . \$ 75
  - Letter Perfect . . . . . \$105
  - Text Wizard . . . . . \$ 65
  - Datasm 65 2.0 . . . . . \$ 59
  - File Manager 800 + . . . . . \$ 65
  - Syn Assembler . . . . . \$ 34
  - Page 6 . . . . . \$ 20
  - Atari World . . . . . \$ 39
  - K-Dos . . . . . \$ 59
  - Micropainter . . . . . \$ 23
  - Color Print . . . . . \$ 27
  - Lisp Interpreter . . . . . \$ 79
  - Bishops Square . . . . . \$ 20
  - Graphic Master . . . . . \$ 27
  - Graphic Generator . . . . . \$ 17
  - Basic Compiler . . . . . \$ 65
  - Computer's Financial Wizard . . . . . \$ 45
  - Color Accountant . . . . . \$ 65
  - Datalink . . . . . \$ 27
  - File It 2 System . . . . . \$ 34
  - Diskette Inventory System . . . . . \$ 17
  - P.M.P. Property Management . . . . . \$179

- #### Programming Techniques
- Display Lists . . . . . \$ 17
  - Horiz/Vert Scroll . . . . . \$ 17
  - Page Flipping . . . . . \$ 17
  - Basics of Animation . . . . . \$ 17
  - Player Missile Graphics . . . . . \$ 24
  - Sound . . . . . \$ 24
  - Data Files . . . . . \$ 24

# Computer Outlet

Park Place — Upper Level  
1095 E. Twain — (702) 796-0296  
Las Vegas, Nevada 89109

Call Toll Free **800-634-6766** Order Line Only

Information & Order Inquiries (702) 369-5523

We accept VISA & Mastercard  
Mon.-Fri. 8 A.M.-6 P.M.  
Sat. 9 A.M.-5 P.M.  
Dealer Inquiries Invited

decoding subroutines:

Given a character C\$, then the value C is computed by:

```
10 C=ASC(C$):C=C-40+(C>159)*64:RETURN  
where (C>159) = -1 if C>159 and 0 if C = <159
```

Given a number D, then the character D\$ is determined by:

```
20 IF D<56 THEN D$=CHR$(D+40):RETURN  
30 D$=CHR$(D+104):RETURN
```

These routines yield a range from -8 to 119 with the quote mark at -6. The negative values were used internally as the special flags in my adventure game. In these routines, an open parenthesis is a zero; a close parenthesis is 1. A shifted back arrow is 119; a blank is -8. The encoding and decoding subroutines may have to be revised for other computers, depending on the code number schemes used.

## Passages And Exits

To understand how one-byte pointers can be used to save memory in your game programs, consider the simple adventure map in Figure 1. You start at a crossroad (state 1). Movement to the north, south, and west places you in a forest or in houses of various colors. There is a secret, one-way passage from the red house to the blue house. Going east from the crossroad puts you in a cave from which there is no escape.

This adventure map can be expressed as a *state table*, as shown in Table 1. The rows of the table correspond to states (locations) in the map. The columns correspond to the possible movement directions (in this case north, south, east, and west). If you are in state 1 (the crossroad) and wish to move south, you end up in state 5 (the red house). (This state transition is shown in Table 1.) A further attempt to move south (while in state 5) has no path ("no exit"), indicated by the zero pointer. All exits from state 4 (the cave) put you back in state 4. This would appear as an endless cave to the person playing the game.

The state table can be programmed into the adventure game using the subroutines described above. The result is shown in Table 2. This encoded state table requires only 42 bytes of memory in the PET (including all overhead, as discussed below). Storing the table as a matrix of integer numbers would require 59 bytes on the PET. While the memory saved is not dramatic for this small example, when large tables are used, the memory saved can be quite substantial.

## Ragged Tables

Suppose that we wish to add descriptions of each state to our game program. These would be printed on the screen each time a state was entered. A list for our simple adventure game

map is shown in Table 3.

These could be stored in strings, but they would consume 118 bytes of memory (plus some overhead). Alternatively, these descriptions can be broken into phrases which are used in various combinations to make up the descriptions. These phrases are shown in Table 4. These phrases require only 53 bytes (plus some overhead), but we must also define the rules for combining phrases back into descriptions for each state. Once again, we use one-byte pointers. These new pointers can be simply added to the encoded state table, as shown in Table 5.

The procedure for creating a description when a state is entered is shown graphically in Figure 2. The BASIC code necessary to print the description of state 1 is as follows:

```
40 L=LEN(A$(I)) find length of string  
50 FOR J=5 TO L skip first four characters and scan  
60 C$=MID$(A$(I),J,1) select next character  
70 GOSUB 10 convert to number C (see above)  
80 PRINT B$(C) " "; print phrase and blank  
90 NEXT J  
100 PRINT end print line
```

Note that the number of characters in each state table entry shown in Table 5 is different. It is therefore a "ragged" table. It requires 18 additional bytes to store the pointers for all five state descriptions, a net savings of 47 bytes compared to storing the full descriptions (not including overhead).

## Storage Methods

The techniques described above can be applied to computing problems other than games. The bigger the pointer tables are, the more advantages one-byte pointers offer. However, the tradeoff between one-byte pointers and simple integers is tricky because of the overhead required to set up strings or arrays of strings, and because extra programming is required to isolate and decode the stored character.

The storage technique used in my PET 2001 (original ROMs) requires seven bytes plus the number of characters for string variables. Thus, a single character pointer should never be used. When arrays are used, the tradeoff is dependent upon the number of rows and columns involved. For a ten by ten two-dimensional array, the memory used for a floating point array is 509 bytes. This is 500 bytes for the numbers and nine bytes for an array header (overhead). An integer array requires 209 bytes (200 bytes for the numbers and nine bytes for the header).

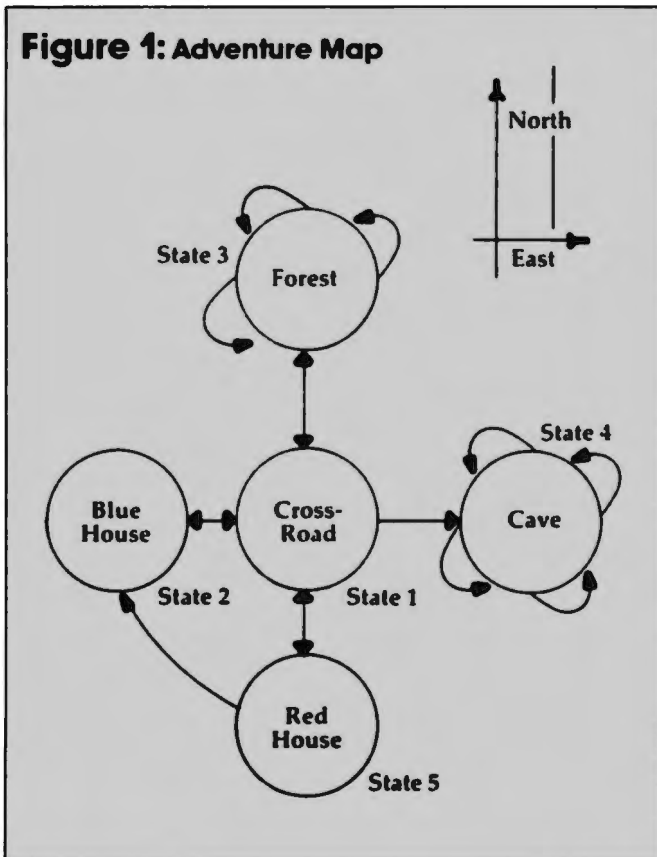
Using the one-byte variables reduces this array to a one-dimensional array of ten strings. Each string is ten characters long. The total memory requirement is 137 bytes. This is 100 bytes for the numbers, seven bytes for the header, three



bytes for each string, for a total of 37 bytes overhead. As the arrays get larger, the one-byte approach uses approximately one-half the memory required by integer arrays and one-fifth of the memory required by floating point arrays. A more detailed explanation of the storage structures of Commodore computers can be found in *Programming The PET* (COMPUTE! Books, 1982).

The one-byte storage technique can be especially useful when: memory is at a premium, when large tables of pointers are needed, and when ragged tables provide a programming advantage.

When you're programming games into computers with limited memory (such as the unexpanded VIC-20), these techniques can be very advantageous.



### Table 1: State Table For The Adventure Map

State	Movement Direction				
	North	South	East	West	
1	3	5	4	2	59 bytes
2	0	0	1	0	required
3	3	1	3	3	in PET
4	4	4	4	4	to store
5	1	0	0	2	as integers

### Table 2: Encoded State Table

AS(1) = + - , *	
AS(2) = ( ( )	42 bytes
AS(3) = + ) + +	required
AS(4) = , , , ,	in PET
AS(5) = ) ( ( *	

### Table 3: State Descriptions

State 1 "YOU ARE AT A CROSSROAD"	
State 2 "YOU ARE IN A BLUE HOUSE"	
State 3 "YOU ARE IN A FOREST"	
State 4 "YOU ARE IN A CAVE, YOU ARE LOST"	118 bytes
State 5 "YOU ARE IN A RED HOUSE"	required plus overhead

### Table 4: Phrase Table

BS(1) = "YOU ARE"	
BS(2) = "IN A"	
BS(3) = "AT A CROSSROAD"	
BS(4) = "BLUE"	
BS(5) = "RED"	
BS(6) = "HOUSE"	
BS(7) = "FOREST"	
BS(8) = "CAVE,"	
BS(9) = "LOST"	

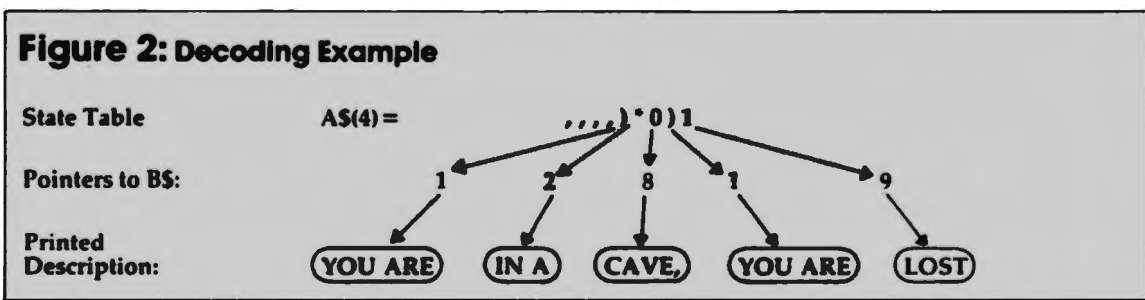
53 bytes required plus overhead

### Table 5: Ragged State Table With Descriptor Pointers

AS(1) = + - , * ) +	
AS(2) = ( ( ) * , ,	
AS(3) = + ) + + ) * /	
AS(4) = , , , , ) * 0 ) 1	
AS(5) = ) ( ( * ) * - .	

18 added bytes for a total of 60 bytes required in PET

pointers to phrase table



# Game POKER For VIC And 64

Dan Carmichael, Assistant Editor

*With one touch of the finger and the "Screen-plot," you can easily determine the screen locations of your PEEKs and POKEs. This can be of great help when designing games or graphics. For the VIC and 64.*

When you're writing or designing programs, especially games, that use a lot of POKEs and PEEKs to the screen, one of the most time-consuming tasks can be to determine the screen locations of those POKEs and PEEKs. With the VIC-20 or the Commodore 64, you can use the charts supplied with either the instruction book or the *Programmer's Reference Guide*, or you can take a guess and do a number of POKEs until you "hit" the position you desire. But both methods can be time-consuming.

To solve this problem, you can use this useful "Screen-plot" utility program. The program will, with the touch of one finger, move a blinking ball ("●"-CHR\$113) to any position on the screen while continuously displaying both the screen and color POKE locations of the blinking ball.

This is a machine language program written to run in the cassette buffer (but you can use it even if you don't understand machine language). It will require only one BASIC statement; otherwise, it will leave your available BASIC programming memory untouched.

First, type in the program. If you're going to use Screen-plot in conjunction with the program you are currently working on, either append the screen-plotter to it or load your program and then type in the screen-plotter after it. The line numbers, starting at 59995, should insure that it will always remain at the end of your program.

After entering the program, SAVE it before running. As is true with all machine language programs, even a slight error in the DATA statements can cause your system to crash, forcing you to turn off your computer to recover. Then run the program by entering "RUN 59995", and after a pause of about two seconds, the "READY"

will be displayed. The Screen-plot program is now POKEd into memory and ready to run.

To run the Screen-plot utility, enter "RUN 60000". If you entered the program correctly, a blinking ball will be displayed on your screen, along with two numbers in the upper left-hand corner. The first number is the screen position of the blinking ball; the second is the color location. As you move the ball around the screen, these numbers will change, reflecting the changes in the screen and color locations.

## Controlling The Program

Movement of the ball is accomplished via the F-keys. The following table shows which F-key controls which direction of movement.

F-Key	Blinking Ball Direction
F-1	→
F-3	←
F-5	↓
F-7	↑

Screen-plot has a built-in safety feature that prevents you from leaving the screen with the blinking ball and thereby altering other important memory locations in your computer.

This utility program runs in the cassette buffer, so you cannot use the cassette tape while this program is running. For you machine language programmers, the screen-plotter uses the zero-page locations hex \$FB and \$FC; so they are unavailable to you.

Also, because of Commodore's automatic scrolling feature, the screen display would scroll if you were to move the blinking ball to the very last position on the screen (lower right-hand corner). So the program prevents you from moving the ball into this position. To find the screen and color POKE locations of this position, simply move the blinking ball to the second to last position and add 1.

# \$40 Can Make A Home Computer A Business Computer

If you own a  
**VIC-20™ or Commodore 64™**,  
someday you may consider getting  
a more sophisticated computer for  
your business.

That could cost you thousands of  
dollars. Or just \$40. (\$50 for PractiCalc 64.)

Forty dollars will buy a PractiCalc  
software program for your VIC-20 and  
suddenly your VIC will be able to do many  
business tasks that have made Apple®  
and IBM® computers so popular in the  
business world.

With PractiCalc  
and a VIC, you can devise  
budgets, and  
make business  
projections –  
instantly!



## See what PractiCalc™ can do for you.

You can keep track of expenses,  
investments and inventory.

Maintain and *instantly search\** files  
of customers.



Alphabetize lists, and rearrange  
long rows of numbers – instantly.

Even turn numbers into graphs.\*

PractiCalc makes it practical to  
play with numbers, in a  
way you never could  
with pencil and paper.  
Sit down at your VIC,  
put in PractiCalc, and  
tasks that would  
normally take hours,  
take minutes.

PractiCalc. If you're  
tired of playing games, and want to get  
down to business.



COMPUTER SOFTWARE ASSOCIATES

**PRACTICALC**

TM

\*Denotes features available only on PractiCalc 64 and PractiCalc Plus.

C-64™ and VIC-20™ are trademarks of Commodore Business Machines, Inc.

Apple® is a registered trademark of Apple Computers, Inc. IBM® is a registered trademark of International Business Machines, Inc.

## Hints And Tips

After the program has been successfully POKED into memory and tested, you may delete lines 59994-59999. The only line necessary to support the running of Screen-plot is line 60000. Also, the screen-plotter will not clear the screen upon initialization, so you may use it successfully with whatever screen display your program generates. To stop the screen-plotter, simply press the STOP key.

### BEGINNING PROGRAMMERS

If you're new to computing, please read "How To Type COMPUTE!'s Programs" and "A Beginner's Guide To Typing In Programs."

## Program 1: Screen-plot For The Unexpanded VIC

```
59994 FORA=828TO921:READB:POKEA,B:NEXT:EN
D
59995 DATA165,197,166,251,164,252,201,39,
208,6,224,21,240,2,230,251,201,47,
208,6,224,0
59996 DATA240,2,198,251,201,55,208,6,192,
22,240,2,230,252,201,63,208,6,192,
0,240,2,198
59997 DATA252,166,252,164,251,224,22,208,
7,192,21,208,3,202,198,251,24,32,2
40,255,169
59998 DATA113,32,210,255,162,0,160,0,232,
208,253,200,192,32,208,248,169,157
,32,210,255
59999 DATA169,32,32,210,255,96,234
60000 SYS828:A=PEEK(251)+PEEK(252)*22+768
0:PRINT"{RED}{HOME}"A;A+30720"
{BLU}":GOTO60000
```

## Program 2: Screen-plot For The Expanded (8K Or More) VIC

```
59994 FORA=828TO921:READB:POKEA,B:NEXT:EN
D
59995 DATA165,197,166,251,164,252,201,39,
208,6,224,21,240,2,230,251,201,47,
208,6,224,0
59996 DATA240,2,198,251,201,55,208,6,192,
22,240,2,230,252,201,63,208,6,192,
0,240,2,198
59997 DATA252,166,252,164,251,224,22,208,
7,192,21,208,3,202,198,251,24,32,2
40,255,169
59998 DATA113,32,210,255,162,0,160,0,232,
208,253,200,192,32,208,248,169,157
,32,210,255
59999 DATA169,32,32,210,255,96,234
60000 SYS828:A=PEEK(251)+PEEK(252)*22+409
6:PRINT"{RED}{HOME}"A;A+33792"
{BLU}":GOTO60000
```

## Program 3: Screen-plot For The 64

```
59994 FORA=828TO921:READB:POKEA,B:NEXT:EN
D
59995 DATA165,197,166,251,164,252,201,4,2
08,6,224,39,240,2,230,251,201,5,20
8
```

```
59996 DATA6,224,0,240,2,198,251,201,6,208
,6,192,24,240,2,230,252,201,3,208,
6
59997 DATA192,0,240,2,198,252,166,252,164
,251,224,24,208,7,192,39,208,3,202
,198
59998 DATA251,24,32,240,255,169,113,32,21
0,255,162,0,160,0,232,208,253,200,
192
59999 DATA32,208,248,169,157,32,210,255,1
69,32,32,210,255,96,234
60000 SYS828:A=PEEK(251)+PEEK(252)*40+102
4:PRINT"{HOME}"A;A+54272:GOTO60000
```

©

### C-64/VIC 20/PET/CBM OWNERS

**ROADTOAD** - Hop your toad across 5 lanes of traffic, avoid deadly snakes, and dodge the dreaded toad-eaters. Cross a raging river full of logs, turtles, alligators, and park your toad in the safety of a harbor. Each time you park 5 toads, you enter a tougher level where the action is faster and the toad-eaters are more numerous. ROADTOAD is written in machine language and uses high resolution graphics. The sound effects are excellent and you can use a joystick or the keyboard to control your toad.

CASS/5K/VIC 20/C-64 ..... (Includes Shipping/Handling) **\$19.95**  
[CALIF. RES. ADD 6% SALES TAX]

**CHICKEN CHASE** - Help your hapless hen avoid hungry chicken hawks, sneaky coyotes, and fiendish zompsys. If your chicken gets into trouble, "hyper-hen" to a new spot on the maze. If your chicken travels the entire maze, you advance to the next level where the action is faster and the predators more numerous. Hi-res graphics, great sounds, and machine language help make CHICKEN CHASE a hilarious fun-filled game for the whole family.

CASS/5K/VIC-20/C-64 ..... (Includes Shipping/Handling) **\$19.95**  
[CALIF. RES. ADD 6% SALES TAX]

Write For  
FREE  
Catalog

**NIBBLES & BITS, INC.**  
P.O. BOX 2044  
ORCUTT, CA 93456

Write For  
FREE  
Catalog

# SUPER DISK

## Floppy Disk Drive For VIC-20 & Commodore 64

Super Disk<sup>2</sup> is a Commodore compatible disk drive designed to interface to the various Commodore computers such as the PET<sup>1</sup>, VIC-20<sup>1</sup> and the Commodore 64<sup>1</sup>. The disk drive is compatible to the model 4040, 2031, 1540, and the 1541 disk drives and recognizes programs generated on any of these disk drives. The capacities are comparable to those found on the Commodore drives, and Super Disk<sup>2</sup> recognizes the full instruction set of the Commodore drives. Super Disk<sup>2</sup> offers RAM area within the disk unit, a serial and an IEEE bus interface.

### Introductory Offer... \$395.00

#### Also Available:

Gemini-10 w/Interface	\$399.	V3K RAM	25.
CPI Parallel Interface	65.	V8K RAM	45.
Expandoport 3 VIC	25.	V16K RAM	75.
Expandoport 6 VIC	75.	V24K RAM	105.
Expandoport 4 C64	65.	CIE (IEEE for C64)	95.

CATALOG OF OTHER HARDWARE & SOFTWARE AVAILABLE ON REQUEST. We accept: VISA, Mastercharge, and AE

## Southwest Micro Systems, Inc

2554 Southwell • Dallas, Texas 75229

(214) 484-7836

<sup>1</sup>Trademark of Commodore Int. <sup>2</sup>Trademark of MSD

# LASER STRIKE

By Parry Gripp

Commodore  
64



Copyright 1983 Isis Hathor Digital Productions

Commodore 64 is a registered trademark of Commodore Business Machines Inc.

**LASER STRIKE**  
Challenge the deadly asteroid field, maneuver the caves of ice, feed your lasers on the ripe solar pods, and bomb the enemy asteroid cities. Behold the awesome graphics and sound of **LASER STRIKE**. Written in machine language for the Commodore 64.

Visa/MC/Check/Money Order accepted

In U.K.  
Cassette £20.00 VAT included  
Disk £25.00 VAT included  
Andrew Barrow  
Royden, Perkslane  
Prestwood, Gl. Missenden  
Bucks, England HP16 0JD  
02406-3224

Add £1 for postage and handling

In U.S.  
Cassette \$24.95  
Disk \$29.95  
Isis Hathor Digital Productions  
6184 Verdura Ave.  
Goleta, CA 93117  
(805) 964-6335

Add \$2.00 postage and handling  
California residents add 6% sales tax

# ROADBLOCK

Brian Holness

*There's a bit of typing here, but it's worth it. This game, written entirely in machine language, is fast and flexible. You have a choice of five speeds, up to four players simultaneously, or you can compete directly against the computer. You try to control an ever-growing line without running into a boundary, another player, or yourself. For the Atari.*

In **COMPUTE!** (August 1981) there was an action game called "Blockade," written entirely in BASIC. The idea is simple. Each player controls a line which continually grows in an enclosed box. The first player who crashes into anything (himself or herself included) loses a point. Players start with nine points, and when they reach zero they're out of the game.

The use of BASIC prevented the possibility of allowing increased speeds, multiple players, or computer play options. I wrote this version of Blockade - called "Roadblock" in machine language to add these options. If you don't know machine language you can still type it in and use it; the program contains all the DATA statements required to run the program via a USR statement.

One of the major stumbling blocks I had in writing this program was the use of graphics in machine language. Fortunately, Bill Wilkinson's "Insight: Atari" article in **COMPUTE!** (February 1982) came to my rescue; those familiar with his article will recognize his code.

When the main menu comes up, you are instructed to use the select, option, or start button. The option button controls the speed, from 1 to 5, where 1 is the slowest speed. The select button controls both the number of players (2, 3, or 4) and the computer play option. When the computer plays, it always plays as player number 2 and is included in the total number of players. Thus, if three players are indicated and the computer is playing, then player numbers 1 and 3 are the humans, and player number 2 is the computer.

**BEGINNING PROGRAMMERS**  
If you're new to computing, please read "How To Type COMPUTE!'s Programs" and "A Beginner's Guide To Typing In Programs."

## Roadblock

```
10 FOR I=13824 TO 15010:READ B:POKE
   I,B:NEXT I
15 A=USR(14788)
1010 DATA 16,83,58,0,2,96,64
1020 DATA 37,21,16,21,1,0,46
1030 DATA 27,40,40,29,23,5,43
1040 DATA 1,255,0,0,0,0,1
1050 DATA 255,1,2,3,1,7,0
1060 DATA 9,9,8,15,37,64,4
1070 DATA 8,12,16,2,48,16,176
1080 DATA 48,0,0,7,11,14,13
1090 DATA 32,32,112,114,101,115,115
1100 DATA 32,239,240,244,233,239,238
1110 DATA 32,102,111,114,155,32,32
1120 DATA 112,114,101,115,115,32,243
1130 DATA 229,236,229,227,244,32,102
1140 DATA 111,114,155,112,114,101,11
   5
1150 DATA 115,32,243,244,225,242,244
1160 DATA 32,116,111,32,98,101,103
1170 DATA 105,110,155,32,32,32,32
1180 DATA 32,82,111,193,228,32,66
1190 DATA 108,207,227,75,155,32,32
1200 DATA 66,121,32,194,114,73,225
1210 DATA 206,32,104,79,236,206,101
1220 DATA 83,243,155,155,32,83,80
1230 DATA 69,69,68,58,32,180,155
1240 DATA 32,80,76,65,89,69,82
1250 DATA 83,58,32,178,155,32,67
1260 DATA 79,77,80,85,84,69,82
1270 DATA 32,80,76,65,89,83,58
1280 DATA 32,206,155,78,89,231,225
1290 DATA 237,229,160,239,246,229,24
   2
1300 DATA 155,13,66,40,40,23,23
1310 DATA 5,43,1,255,0,0,0
1320 DATA 0,1,255,169,9,162,3
1330 DATA 157,33,54,202,16,250,174
1340 DATA 11,54,202,189,5,54,141
1350 DATA 10,54,169,21,32,150,56
1360 DATA 173,48,2,133,203,173,49
1370 DATA 2,133,204,160,3,169,71
1380 DATA 145,203,160,6,152,145,203
1390 DATA 169,3,160,3,32,195,56
1400 DATA 169,0,162,2,160,3,32
```

# EXPLORE A NEW DIMENSION IN SOFTWARE



**Action!**

## INTRODUCING ACTION! — Now the fastest 8-bit language

Another first from OSS! ACTION! is a brand new language designed to run on 6502-based computers, including Atari, Apple II, and Commodore 64. A powerful, structured language, ACTION! can draw out a new, higher dimension of performance from these machines, with speeds never seen before. ACTION! combines some of the best features of such languages as Pascal, C, and Algol, and offers speeds over 100 times faster than BASIC interpreters.

ACTION! is ideal for games, music processing, real-time control, and many other applications. But if what you're really looking for is raw speed in compiled code, ACTION! is just for you. There's more . . . ACTION! comes with a 128-column screen editor which rivals word processing programs, as well as a monitor mode which allows you to choose between on-line activities. ACTION!'s unique one-pass compiler will accept code from memory, disk, or cassette, and ACTION! has the ability to include source library files.

ACTION! is provided in cartridge form only. Introductory price for ATARI Version \$99.00

Call or write for availability of Apple II and Commodore 64 Versions.

### A Strong Software Family

Other major systems software products from OSS include:

- |                 |  |
|-----------------|--|
| <b>BASIC A+</b> | the only logical upgrade to Atari BASIC with extra features for games and business programs....\$80.00 |
| <b>C/65</b>     | the first native mode "small c" compiler for Atari and Apple computers....\$80.00                      |
| <b>MAC/65</b>   | the finest and fastest complete 6502 macro assembler/editor package you can buy....\$80.00             |
| <b>BUG/65</b>   | a powerful, self-relocatable debugger. FREE with MAC/65....\$34.95                                     |

### And More...

OS/A+, the first and finest operating system for BOTH Atari and Apple II computers, is NOW included FREE as a part of every OSS systems software package. OS/A+ features a keyboard-driven, easy-to-use command processor, several simple resident commands, and logical and readable requests for even the most sophisticated utility commands. Versions of OS/A+ for some higher capacity drives are available at extra cost.

NOTE: Unless otherwise noted, all OSS products require 48K and at least one disk drive.


ASK YOUR DEALER, or call or write for our brochure.

ATARI, APPLE II, and TINY C are trademarks of Atari, Inc., Apple Computer, Inc., and Tiny C Associates, respectively. MAC/65, C/65, BASIC A+, BUG/65, and OS/A+ are trademarks of Optimized Systems Software, Inc.

# OSS

Optimized Systems Software, Inc. 10379 Lansdale Avenue • Cupertino • California • 95014 • (408) 446-3099

1410	DATA	232,56,169,0,162,2,160	2170	DATA	169,0,157,75,3,32,86
1420	DATA	46,32,23,57,169,0,162	2180	DATA	228,96,224,255,240,5,160
1430	DATA	79,160,46,32,23,57,169	2190	DATA	168,140,1,210,160,255,142
1440	DATA	0,162,79,160,3,32,23	2200	DATA	0,210,136,208,253,202,208
1450	DATA	57,169,0,162,2,160,3	2210	DATA	245,162,255,160,0,140,1
1460	DATA	32,23,57,162,15,189,204	2220	DATA	210,96,162,0,142,45,54
1470	DATA	54,157,13,54,202,16,247	2230	DATA	169,2,133,87,174,45,54
1480	DATA	32,81,57,166,205,208,82	2240	DATA	24,189,33,54,125,46,54
1490	DATA	134,206,174,31,208,224,7	2250	DATA	32,195,56,189,41,54,170
1500	DATA	240,3,76,11,58,174,10	2260	DATA	160,0,152,32,232,56,238
1510	DATA	54,32,53,57,166,207,240	2270	DATA	45,54,174,45,54,236,4
1520	DATA	60,174,4,54,172,4,54	2280	DATA	54,208,222,169,5,133,87
1530	DATA	202,189,33,54,208,39,136	2290	DATA	96,166,205,189,37,54,141
1540	DATA	192,1,208,34,32,81,57	2300	DATA	2,210,169,104,141,3,210
1550	DATA	169,2,133,87,162,6,160	2310	DATA	189,196,2,72,169,54,157
1560	DATA	1,169,0,32,225,56,169	2320	DATA	196,2,162,255,32,53,57
1570	DATA	194,160,54,32,199,56,173	2330	DATA	32,53,57,32,53,57,166
1580	DATA	31,208,205,31,208,240,248	2340	DATA	205,104,157,196,2,162,255
1590	DATA	76,11,58,224,0,208,207	2350	DATA	32,53,57,166,205,222,33
1600	DATA	134,207,76,240,54,166,205	2360	DATA	54,169,0,141,3,210,169
1610	DATA	189,33,54,208,3,76,133	2370	DATA	1,133,207,96,169,150,160
1620	DATA	56,166,205,189,120,2,168	2380	DATA	54,32,199,56,96,169,18
1630	DATA	166,205,192,14,208,10,169	2390	DATA	32,150,56,169,32,141,12
1640	DATA	255,157,25,54,169,0,157	2400	DATA	54,169,194,141,200,2,169
1650	DATA	21,54,192,7,208,10,169	2410	DATA	0,170,160,4,32,225,56
1660	DATA	1,157,21,54,169,0,157	2420	DATA	169,115,160,54,32,199,56
1670	DATA	25,54,192,11,208,10,169	2430	DATA	32,188,57,169,131,160,54
1680	DATA	255,157,21,54,169,0,157	2440	DATA	32,199,56,162,176,32,53
1690	DATA	25,54,192,13,208,10,169	2450	DATA	57,173,196,2,72,162,1
1700	DATA	1,157,25,54,169,0,157	2460	DATA	189,196,2,157,195,2,232
1710	DATA	21,54,24,189,13,54,125	2470	DATA	224,4,208,245,104,141,199
1720	DATA	21,54,157,13,54,24,189	2480	DATA	2,206,12,54,208,225,24
1730	DATA	17,54,125,25,54,157,17	2490	DATA	173,11,54,105,176,141,159
1740	DATA	54,168,189,13,54,170,169	2500	DATA	54,173,4,54,105,176,141
1750	DATA	0,32,1,57,201,0,240	2510	DATA	171,54,174,50,54,189,192
1760	DATA	99,166,205,224,1,208,85	2520	DATA	54,105,128,141,190,54,169
1770	DATA	173,50,54,240,80,230,206	2530	DATA	2,32,150,56,162,0,169
1780	DATA	165,206,201,3,240,72,201	2540	DATA	0,168,32,225,56,169,56
1790	DATA	2,240,19,173,10,210,41	2550	DATA	160,54,32,199,56,169,151
1800	DATA	1,174,26,54,208,3,24	2560	DATA	160,54,32,199,56,32,188
1810	DATA	105,2,141,51,54,76,61	2570	DATA	57,169,75,160,54,32,199
1820	DATA	56,173,51,54,73,1,170	2580	DATA	56,169,161,160,54,32,199
1830	DATA	188,52,54,173,26,54,240	2590	DATA	56,169,173,160,54,32,199
1840	DATA	16,201,1,208,6,206,18	2600	DATA	56,32,188,57,169,94,160
1850	DATA	54,76,178,55,238,18,54	2610	DATA	54,32,199,56,172,31,208
1860	DATA	76,178,55,173,22,54,201	2620	DATA	192,7,240,249,204,31,208
1870	DATA	1,208,6,206,14,54,76	2630	DATA	240,251,192,5,208,24,174
1880	DATA	178,55,238,14,54,76,178	2640	DATA	4,54,232,224,5,208,10
1890	DATA	55,166,205,32,129,57,76	2650	DATA	162,2,173,50,54,73,1
1900	DATA	133,56,166,205,189,29,54	2660	DATA	141,50,54,142,4,54,76
1910	DATA	32,195,56,188,17,54,189	2670	DATA	11,58,192,3,208,16,174
1920	DATA	13,54,170,169,0,32,232	2680	DATA	11,54,232,224,6,208,2
1930	DATA	56,166,205,232,138,56,237	2690	DATA	162,1,142,11,54,76,11
1940	DATA	4,54,48,2,162,0,134	2700	DATA	58,76,220,54
1950	DATA	205,76,76,55,72,162,96			
1960	DATA	169,12,157,66,3,32,86			
1970	DATA	228,162,96,169,3,157,66			
1980	DATA	3,169,1,157,68,3,169			
1990	DATA	54,157,69,3,104,157,75			
2000	DATA	3,41,240,73,16,9,12			
2010	DATA	157,74,3,32,86,228,96			
2020	DATA	141,0,54,96,162,96,157			
2030	DATA	68,3,152,157,69,3,169			
2040	DATA	255,157,72,3,157,73,3			
2050	DATA	169,9,157,66,3,32,86			
2060	DATA	228,96,134,85,133,86,132			
2070	DATA	84,96,32,225,56,162,96			
2080	DATA	169,11,157,66,3,169,0			
2090	DATA	157,72,3,157,73,3,173			
2100	DATA	0,54,32,86,228,96,32			
2110	DATA	225,56,162,96,169,7,157			
2120	DATA	66,3,169,0,157,72,3			
2130	DATA	157,73,3,32,86,228,96			
2140	DATA	32,225,56,173,0,54,141			
2150	DATA	251,2,162,96,169,17,157			
2160	DATA	66,3,169,12,157,74,3			



Maneuvering around the roadblocks.





## DEMON ATTACK



by Dave Johnson from *Imagic*  
Marooned on the ice planet Krybor, watch eerie creatures stream overhead and hover ominously. Attack and destroy them—or be destroyed! For 1-2 players with ever increasing dangers. Blast 'em and survive!

41656 ROM Cartridge ~~\$39.95~~  
\$31.96 20% Off Till July 10


## BURIED BUCKS



from *Analog*  
Fast action "daredevil" game! Equipping your helicopter with explosives, you intend to blast the gold. But your arch-enemy plans to keep the treasure and you buried by dropping loads of dirt from his World War II bomber. Incredible 99 levels of joystick controlled action for 1-2 players. It's a race for the bucks as you avoid the falling dirt!

32364 16K Tape or 35873 16K Disk ~~\$29.95~~  
\$23.96 20% Off Till July 10

## JOURNEY TO THE PLANETS



from *JV Software, Inc.*  
Space, adventure and arcade action game. Disembark on inviting planets—a different adventure awaits on each planet. Designed for your puzzle solving intellect enhanced by arcade action for excitement.

43568 32K Tape or 43579 32K Disk \$29.95

## MY SPELLING EASEL



by Al P. Casper from *APX*  
Paint landscapes by typing letters and spelling words. Non-readers can make pictures by touching any key. Young readers are challenged to type a whole word and display its picture. 4 levels, ages 3-10. Requires Atari Basic; joystick optional.

16K Tape or 24K Disk \$29.95

## JUMPMAN



by Randy Glover from *Epyx*  
New science fiction game! Jumpman must save all 30 levels of Jupiter Headquarters. Scale ladders, girders and perilous ropes while fighting off demonic destroyers. Joystick controlled, 5 game variations, 8 speed, music, sound effects and graphics. The ultimate test of reflexes for 1-4 players.

41713 32K Disk ~~\$39.95~~  
\$31.96 20% Off Till July 10

## SURVIVOR



by Richard Carr from *Synapse Software*  
Fly your Starwedge Cruiser solo, with one or two gunners and/or a propulsion engineer, across a scrolling galaxy of danger and excitement. Only your skill can make you the Survivor. Requires joystick.

27739 16K Tape or 34872 16K Disk ~~\$34.95~~ \$27.96  
33523 ROM Cartridge ~~\$44.95~~ \$35.96  
20% Off Till July 10

## CLIPPER



from *Program Design, Inc.*  
Around the Horn in 1850! Choose the vessel, cargo, crew and course. Use your skill to overcome storms, icebergs, illness, delays, doldrums, mutiny and more. Voice-narrated, high adventure requires joystick.

32689 24K Tape \$24.95  
32690 32K Disk \$29.95

## MATHEMATIC-TAC-TOE



by Nadav Caine from *APX*  
Offbeat way for kids 8-16 years old to practice computational skills. It provides addition, subtraction, multiplication and division drills on 15 difficulty levels with time limit ranges from 2 to 23 seconds. Two players compete to fill a tic-tac-toe row with correct solutions.

21452 16K Tape or 21463 24K Disk \$15.95

## POKERSAM



by Jerry White from *Don't Ask*  
This poker player can talk! POKERSAM narrates every hand, naming upturned cards, announcing bets and wise-cracking. He's a real character with a gift for gab!  
28336 Disk \$24.95

## FINANCIAL WIZARD

by Bill McLochlin from *Computer!*  
Superb personal finance program with 26 expense categories. Simple check entry and search by name, category, number or tax deduction. Features check balancer, printing and audit. Instructions on screen eliminates need for constant referral to manual.  
15118 24K Disk \$59.95



## INSIDE ATARI BASIC

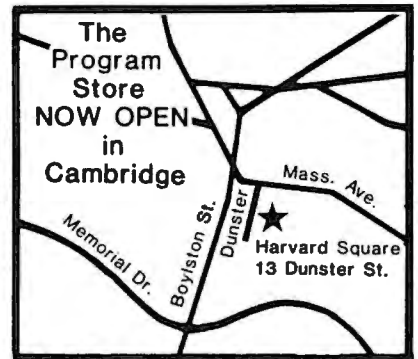
by Bill Carris from *Reston*  
A fast, friendly approach by the training director of Atari Home Computers. This workbook is an introduction to key concepts of BASIC.

37213 Softcover book \$12.95

## COMPUTE'S FIRST BOOK OF ATARI GRAPHICS

from *Computer!*  
Extensive capabilities are available with Atari graphics. Games, tutorials, programs, and more, for the beginner to the most advanced ready to type right in and use!

23746 Softcover Book \$12.95



Over 2500 Programs for TRS-80,

ATARI 400/800, APPLE, IBM & VIC 20.

For Information Call  
**202-363-9797**

Visit our other stores:  
829 Bethel Rd., Columbus, OH  
Seven Corners Center, Fall Church, VA  
W. Bell Plaza, 6600 Security Blvd., Baltimore, MD  
White Flint Mall, Rockville Pike, Rockville, MD  
Harvard Square, 13 Dunster St., Cambridge, MA  
Westmoreland Mall, Rte. 30 East, Greensburg, PA

THE PROGRAM STORE™

Franchise Openings  
Available in selected cities.

Coming soon to Philadelphia

To Order Call Toll-Free  
**800-424-2738**

MAIL ORDERS: Send check or M.O. for total purchase price, plus \$2.00 postage & handling. D.C., MD & VA: add sales tax. Charge cards. Include all embossed information.



© 1983 The Program Store Inc.

THE PROGRAM STORE • Dept. 10-07-3 • Box 9582 • 4200 Wisconsin Avenue, N.W. • Washington, D.C. 20016

Item #	Title	Tape/Disk/Rom/Book	Price	Postage \$2.00	Name _____
_____	_____	_____	_____	Total _____	Address _____
_____	_____	_____	_____	<input type="checkbox"/> CHECK <input type="checkbox"/> VISA	City _____ State _____ Zip _____
_____	_____	_____	_____	<input type="checkbox"/> MASTERCARD	Card # _____ Exp. _____
_____	_____	_____	_____	Computer _____	For Atari 400/800 unless otherwise specified.

# COMPUTE's Author Guide

Most of the following suggestions serve to improve the speed and accuracy of publication. **COMPUTE!** is primarily interested in new and timely articles on VIC, Apple, PET/CBM, Commodore 64, Atari, Timex/Sinclair, TI/99-4A, and Radio Shack Color Computer. We are much more concerned with the content of an article than with its style. Above all, articles should be clear and well-explained.

The guidelines below will permit your good ideas and programs to be more easily edited and published:

1. The upper left corner of the first page should contain your name, address, telephone number, and the date of submission.

2. The following information should appear in the upper right corner of the first page. If your article is specifically directed to one make of computer, please state the brand name and, if applicable, the BASIC or ROM or DOS version(s) involved. In addition, *please indicate the memory requirements of programs.*

3. The underlined title of the article should start about 2/3 of the way down the first page.

4. Following pages should be typed normally, except that in the upper right corner there should be an abbreviation of the title, your last name, and the page number. For example: Memory Map/Smith/2.

5. All lines within the text of the article must be double- or triple-spaced. A one-inch margin should be left at the right, left, top, and bottom of each page. No words should be divided at the ends of lines. And please do not justify. Leave the lines ragged.

6. Standard typing paper should be used (no erasable, onionskin, or other thin paper) and typing should be on one side of the paper only (upper- and lowercase).

7. Sheets should be attached together with a paper clip. Staples should not be used.

8. If you are submitting more than one article, send each one in a separate mailer with its own tape or disk.

9. Short programs (under 20 lines) can easily be included within the text. Longer programs should be separate listings. *It is essential that we have a copy of the program, recorded twice, on a tape or disk.* Please use high quality 10 or 30 minute tapes with the program recorded on both sides. The tape or disk should be labeled with the author's name, the title of the article, and, if applicable, the BASIC/ROM/DOS version(s). Atari tapes should specify whether they are to be LOADED or ENTERED. We prefer to receive Apple programs on disk rather than tape. On the other hand, tapes are preferred for the Radio Shack computer. Tapes are fairly sturdy, but disks need to be enclosed within plastic or cardboard mailers (available at photography, stationery, or computer supply stores).

It is far easier for others to type in your program if you use CHR\$(X) values and TAB(X) or SPC(X) instead

of cursor manipulations to format your output. For five carriage returns, FOR I=1 TO 5:PRINT:NEXT is far more "portable" to other computers with other BASICs and also easier to type in. And, instead of a dozen right-cursor symbols, why not simply use PRINT SPC(12)? A quick check through your program – making these substitutions – would be greatly appreciated by your editors and by your readers.

10. A good general rule is to spell out the numbers zero through ten in your article and write higher numbers as numerals (1024). The exceptions to this are: Figure 5, Table 3, TAB(4), etc. Within ordinary text, however, the zero through ten should appear as words, not numbers. Also, symbols and abbreviations should not be used within text: use "and" (not &), "reference" (not ref.), "through" (not thru).

11. For greater clarity, use all capitals when referring to keys (RETURN, TAB, ESC, SHIFT), BASIC words (LIST, RND, GOTO), and three languages (BASIC, APL, PILOT). Headlines and subheads should, however, be initial caps only, and emphasized words are not capitalized. If you wish to emphasize, underline the word and it will be italicized during typesetting.

12. Articles can be of any length – from a single-line routine to a multi-issue series. The average article is about four to eight double-spaced, typed pages.

13. If you want to include photographs, they should be either 5x7, black and white glossies or color slides.

14. We do not consider articles which are submitted simultaneously to other publishers. If you wish to send an article to another magazine for consideration, please do not submit it to us.

15. **COMPUTE!** pays between \$50 and \$600 for published articles. In general, the rate reflects the length of the article. Payment is made upon acceptance of an article. Following submission (Editorial Department, **COMPUTE!** Magazine, P.O. Box 5406, Greensboro, NC 27403) it will take from four to eight weeks for us to reply. If your work is accepted, you will be notified by a letter which will include a contract for you to sign and return. *Rejected manuscripts are returned to authors who enclose an SASE.*

16. If your article is accepted and you have since made improvements to the program, please submit an entirely new tape or disk and a new copy of the article reflecting the update. We cannot easily make revisions to programs and articles. It is necessary that you send the revised version as if it were a new submission entirely, but be sure to indicate that your submission is a revised version by writing "Revision" on the envelope and the article.

17. **COMPUTE!** does not accept unsolicited product reviews. If you are interested in serving on our panel of reviewers, contact the Review Coordinator for details.

**PRODUCTS FOR ATARI\* 400/800  
FROM ELCOMP**

**BOOKS for ATARI Computers**

**ATARI BASIC - Learning by Using**

An excellent book for the beginner. Many short programs and learning exercises. All important features of the ATARI computers are described (screen drawings, special sounds, keys, paddles, joysticks, specialized screen routines, graphics, sound applications, peeks, pokes, and special stuff). Also suggestions are made that challenge you to change and write program routines.

Order #164 \$7.95

**Games for the ATARI Computer**

This book describes advanced programming techniques like player-missile-graphics and use of the hardware-registers. Contains many ready to run programs in BASIC and one called GUNFIGHT in machine language.

Order #162 \$7.95



**How to program your ATARI in 6502 Mach.Lang.**

Introduction to machine language for the BASIC programmer

Order #169 \$9.95

**FORTH on the ATARI - Learning by Using**

Introduction, programs, applications, learning exercises.

Order #170 \$7.95

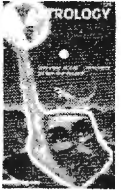


**A Look into the Future - ASTROLOGY**

on your ATARI 800.

How to calculate your own horoscope.

Order #171 \$9.95



Our catalog is free with every order. Send \$1.00 and SASE for catalog only.

**SUPERMAIL**

(500 addr. on 1 disk)  
Completely written in FORTH. Comes on autoboot disk. No cartridge, no DOS, no FORTH Language required!

Order #7312 \$49.00

**SUPERINVENTORY**

(1000 terms per disk)  
Completely written in FORTH. Same as above. (Disk only).

Order #7320 \$49.00

**BUSIPACK-1**

(written in FORTH). Complete order entry, inventory, mailing and invoicing. (Disk only)

Order #7313 \$98.00

**ATAMEMO**

Datablock to keep track of your appointments. (D+C)

Order #7310 \$29.95

**ATCASH**

Convert your ATARI 800 into a powerful cash register. (Disk only)

Order #7307 \$49.95

**Invoicing progr. i. BASIC**

Order #7201 (C) \$29.95

Order #7200 (D) \$39.95

**Mailing List in BASIC**

Order #7212 (C) \$19.95

Order #7213 (D) \$24.95

**Inventory control in BASIC**

Order #7214 (C) \$19.95

Order #7215 (D) \$24.95



**Microcomputer Hardware Handbook** (845 pages)  
Descriptions, pinouts and specifications of the most popular microprocessors and support chips.  
A MUST for the hardware buff.

Order-No. 29  
\$14.95

# HOFACKER

Payment: check, money order, VISA, MASTER-CHARGE, Eurocheck.

Orders from outside USA: add 15% shipping. CA residents add 6.5% tax

\*ATARI is a registered trademark of ATARI Inc.  
\*VIC-20 is a registered trademark of Commodore

**SOFTWARE IN MACHINE LANGUAGE for ATARI**

**ATMONA-1**

This is a machine language monitor that provides you with the most important commands for programming in machine-language. Disassemble, dump (hex and ASCII), change memory location, block transfer, fill memory block, save and load machine-language programs, start programs. Printer option via three different interfaces.

Order #7022 cassette version \$19.95  
Order #7023 disk version \$24.95  
Order #7024 cartridge version \$59.00

**ATMONA-2**

This is a tracer (debugger) that lets you explore the ATARI RAM/ROM area. You can stop at previously selected address, opcode, or operand. Also very valuable in understanding the microprocessor. At each stop, all registers of the CPU may be changed. Includes ATMONA-1.

Order #7049 cassette version \$49.95  
Order #7050 disk version \$54.00

**ATMAS**

Macro-Assembler for ATARI-800/48k. One of the most powerful editor assemblers on the market. Versatile editor with scrolling. Up to 17k of source-code. Very fast, translates 5k source-code in about 5 seconds. Source code can be saved on disk or cassette. (Includes ATMONA-1)

Order #7099 disk version \$89.00  
Order #7999 cartridge version \$129.00

**ATAS**

Same as ATMAS but without macro-capability. Cassette-based.

Order #7098 32k RAM \$49.95  
Order #7998 48k RAM \$49.95

**ATEXT-1**

This wordprocessor is an excellent buy for your money. It features screen oriented editing, scrolling, string search (even nested), left and right margin justification. Over 30 commands. Text can be saved on disk or cassette.

Order #7210 cassette version \$29.95  
Order #7216 disk version \$34.95  
Order #7217 cartridge version \$69.00

**GUNFIGHT**

This game (8k machine-language) needs two joysticks. Animation and sound. Two cowboys fight against each other. Comes on a bootable cassette.

Order #7207 \$19.95

**FORTH for the ATARI**

FORTH from Elcomp Publishing, Inc. is an extended Fig-Forth-version, Editor and I/O package included. Utility package includes decompiler, sector copy, Hex-dump (ASCII), ATARI Filehandling, total graphic and sound, joystick program and player missile. Extremely powerful!

Order #7055 disk \$39.95

Floating point package with trigonometric functions (0 - 90°).

Order #7230 disk \$29.95

**Learn-FORTH from Elcomp Publishing, Inc.**

A subset of Fig-Forth for the beginner. On disk (32k RAM) or on cassette (16k RAM).

Order #7053 \$19.95

**Expansion boards for the APPLE II**



**The Custom Apple + Other Mysteries**  
A complete guide to customizing the Apple Software and Hardware  
Order-No. 680 \$24.95

We also stock the boards which are used in the book "The Custom Apple" (bareboards)  
6622 I/O Board No. 605 \$39.00  
EPROM Burner No. 607 \$49.00  
8K EPROM/RAM Board No. 609 \$29.00

Prototyping board for the Apple II No. 604 \$29.00  
Slot repeater board for the Apple II No. 606 \$49.00

Order two boards and get the book free!

**Care and Feeding of the Commodore PET**  
Eight chapters exploring PET hardware. Includes repair and interfacing information. Programming tricks and schematics.  
Order #150 \$9.95

**Books**

+  
Software  
for  
**ATARI  
VIC-20  
OSI  
SINCLAIR  
TIMEX**

**ELCOMP PUBLISHING, INC**  
53 Redrock Lane  
Pomona, CA 91766  
Phone: (714) 623 8314

**Hardware - ADD-ONS for ATARI**

**PRINTER INTERFACE**

This construction article comes with printed circuit board and software. You can use the EPSON printer without the ATARI printer interface. (Works with gameports 3 and 4).

Order #7211 \$19.95

**RS-232 Interface for your ATARI 400/800**

Software with connector and construction article.  
Order #7291 \$19.95

**EPROM BURNER for ATARI 400/800**

Works with gameports. No additional power supply needed. Comes compl. assembled with software (2716, 2732, 2532).

Order #7042 \$179.00

**EPROM BURNER for ATARI 400/800 KIT**

Printed circuit board incl. Software and extensive construction article.

Order #7292 \$49.00

**EPROM BOARD (CARTRIDGE)**

Holds two 4k EPROMs (2532). EPROMs not included.  
Order #7043 \$29.95



**EPROM BOARD KIT**

Same as above but bare board only with description.  
Order #7224 \$14.95

**ATARI, VIC-20, Sinclair, Timex and OSI**

**NEW - for your ATARI 400/800**

Astrology and Biorhythm for ATARI (cass. or disk).  
Order-No. 7223 \$29.95

Birth control with the ATARI (Knaus Ogino)  
Order-No. 7222 cass. or disk \$29.95

Books + Software for VIC-20 (requires 3KRAM Exp.)  
No. 4870 Wordprocessor for VIC-20, 8KRAM \$19.95

No. 4883 Mailing List for VIC-20, 16K RAM \$14.95

No. 176 Tricks for VICs (book, 115 pages) \$ 9.95

**INPUT/OUTPUT Programming**

with your VIC, No. 4886 \$9.95

Miniassembler for VIC-20

No. 4896 \$19.95

Tennis, Squash, Break,

No. 4881 \$9.95

Runfill for VIC, No. 4894 \$9.95

TIC TAC VIC, No. 4880 \$9.95

GAMPEACK I (3 Games)

No. 4881 \$14.95

Dual Joystick Instr. No. 4885 \$9.95



**Prog. in 6502 Machine Language on your PET+CBM**

2 complete Editor/Assemblers (Source code 3 hex-dump + description plus a powerful machine language monitor (Hexdump). Order-No. 166 \$ 19.95

Universal Experimenter Board for the VIC-20

(Save money with this great board). This board plugs right into the expansion slot of the VIC-20.

Order #4844 \$18.95

Software for SINCLAIR ZX-81 and TIMEX 1000

#2399 Machine Language Monitor \$9.95

#2398 Mailing List \$19.95

Programming in BASIC and machine language with the ZX-81 (82) or TIMEX 1000.

Order-No. 174 (book) \$ 9.95

**BOOKS FOR OSI**

No. 157 1. Book of Ohio \$7.95

No. 158 2. Book of Ohio \$7.95

No. 159 3. Book of Ohio \$7.95

No. 160 4. Book of Ohio \$7.95

No. 161 5. Book of Ohio \$7.95



#151 8K Microsoft BASIC Ref. Man. \$9.95

#152 Expansion Handbook for 6502 and 6802 \$9.95

#153 Microcomputer Appl. Notes \$9.95

**Complex Sound Generation**

New revised applications manual for the Texas Instruments SN 76477 Complex Sound Generator.

Order #154 \$6.95

**Small Business Programs** Order #156

Complete listings for the business user. Inventory, Invoice Writing, Mailing List and much more. Introduction to Business Applications. \$14.90

# computer mail order

computer mail order west

## PRINTERS SMITH CORONA

Call on \$50.00 Factory Rebate!

TP-1 ..... \$499.00  
 Tractor Feed ..... \$129.00  
 Ultrasonic Typewriter ..... \$439.00

**C.I.TOM(TEC)**

GX-100 ..... \$209.00  
 Prowriter 8510P ..... \$379.00  
 Prowriter 8510S ..... \$579.00  
 Prowriter 1550P ..... \$699.00  
 Prowriter 1550S ..... \$749.00  
 Starwriter F10-40 ..... \$1259.00  
 Printmaster F10-55 ..... \$1649.00

## OKIDATA

82A ..... CALL  
 83A ..... CALL  
 84 (Parallel) ..... CALL  
 84 (Serial) ..... CALL  
 92 ..... CALL  
 93 ..... CALL

**IDS**

MicroPrism ..... \$649.00  
 132 (Fully Configured) ..... \$1599.00  
 80 (Fully Configured) ..... \$1399.00

Call for other configurations.

## STAR

Gemini 10 ..... \$349.00  
 Gemini 15 ..... \$489.00  
 Serial Board ..... \$75.00

## DAISYWRITER

2000 (Letter Quality) ..... \$1049.00  
 Tractor Feed ..... \$109.00

## DIABLO

620 ..... \$999.00  
 630 ..... \$1799.00

## TeleVideo



## TERMINALS

910 ..... \$559.00  
 912C ..... \$699.00  
 920C ..... \$739.00  
 925C ..... \$719.00  
 950 ..... \$929.00

## COMPUTERS

800A ..... \$1259.00  
 802 ..... \$2649.00  
 802H ..... \$4695.00  
 806/20 ..... \$4949.00  
 816/40 ..... \$8999.00  
 803 ..... \$1949.00  
 1602G ..... \$3399.00  
 1603 ..... CALL

## NEC

### COMPUTERS

8000 ..... CALL  
 8001A ..... \$719.00  
 8031 ..... \$719.00  
 8012 ..... \$549.00


### PRINTERS

8023 ..... \$419.00  
 7710/7750 ..... \$2249.00  
 3510/3530 ..... \$1549.00

### MONITORS

JB-1260 ..... \$119.00  
 JB-1201 ..... \$149.00  
 JC-1212 ..... \$299.00  
 JC-12-202 ..... \$299.00  
 JC-1203 ..... \$549.00

## EAGLE



Call on Eagle 8 Bit & 16 Bit Computers & Software

## MODEMS HAYES

Smart ..... \$219.00  
 Smart 1200 (1200 Baud) ..... \$549.00  
 Chronograph ..... \$199.00  
 Micromodem 100 ..... \$309.00  
 Micromodem II ..... \$279.00  
 Micromodem II (with term) ..... \$299.00  
 Smart Com II ..... \$99.00

## NOVATION

J-Cat ..... \$119.00  
 Cat ..... \$144.00  
 D-Cat ..... \$159.00  
 103 Smart Cat ..... \$189.00  
 Apple Cat II ..... \$279.00  
 103/212 Smart Cat ..... \$439.00  
 212 Apple Cat II ..... \$609.00  
 Apple Cat II 212 Upgrade ..... \$309.00

## ANCHOR

Mark I (RS-232) ..... \$79.00  
 Mark II (Atari) ..... \$79.00  
 Mark III (T-1-99) ..... \$109.00  
 Mark IV (CBM-PET) ..... \$125.00  
 Mark V (Osborne) ..... \$95.00  
 Mark VI (IBM-PC) ..... \$179.00  
 Mark VII (Auto Ans./Auto Dial) ..... \$119.00  
 TRS-80 Color Computer ..... \$99.00  
 9 Volt Power Supply ..... \$9.00  
 Mark VIII ..... CALL

## MONITORS AMDEK

300G ..... \$159.00  
 300A ..... \$169.00  
 310G ..... \$179.00  
 310A ..... \$169.00  
 Color I ..... \$299.00  
 Color II ..... \$399.00  
 Color IIA ..... \$799.00  
 Color III ..... \$349.00

## BMC

12AU 12" Green ..... \$79.99  
 1401 13" Color (Mid-Res) ..... \$369.00  
 9191 U 13" Composite ..... \$329.00

## TAXAN

RGB 1 (Hi-Res) ..... \$299.00  
 RGB III ..... \$499.00  
 12 N Green ..... \$119.00  
 12 A Amber ..... \$125.00

## ZENITH

ZVM 121 ..... \$95.00  
 ZT-1 Terminal ..... \$369.00

## U.B.I.

Pi 1, 9" Green ..... \$99.00  
 Pi 2, 12" Green ..... \$119.00  
 Pi 3, 12" Amber ..... \$159.00  
 Pi 4, 9" Amber ..... \$139.00  
 1400C 14" Color ..... \$299.00

## PANASONIC

JR200U 32K Pers. Computer ..... \$309.00

## MONITORS

TR-120 12" Hi-Res Green ..... \$159.00  
 CT-180 10" Dual Mode Color ..... \$299.00  
 DT-D1000 10" RGB ..... \$349.00  
 DT-D1300 13" RGB/Compos ..... \$429.00

## IBM

### NEC 3850 PRINTER... \$1549

### PERCOM/TANDOM DRIVES

5 1/4" 160K Disk Drive ..... \$249.00  
 5 1/4" 320K Disk Drive ..... \$299.00

### AMDEK

310A Amber Monitor ..... \$169.00  
 310G Green Monitor ..... \$179.00  
 Amdisk (3 1/2" Drive) ..... \$679.00  
 XY Plotter ..... \$649.00  
 Color II ..... \$599.00

### AST

Combo Card 64K ..... \$429.00

### QUIE

PC Keyboard ..... \$219.00

### SOFTWARE

MicroPro WordStar/MailMerge ..... \$349.00  
 I.U.S. Easywriter II ..... \$249.00  
 I.U.S. EasySpeller ..... \$129.00  
 Peach Package (GLAP/AR) ..... \$419.00

### PROFESSIONAL SOFTWARE

IBM-PC Word Processing ..... \$319.00

### CONTINENTAL SOFTWARE

1st Class Mail/Form Letter ..... \$69.00  
 The Home Accountant Plus ..... \$109.00

### SYNAPSE

File Manager ..... \$119.00

### IMMB

Privacode Phone ..... \$239.00

### READY FORMS

1" or 2" Address Labels (Tract. Feed) ..... \$9.95  
 15" Report Paper (Tract. Feed) ..... \$24.95  
 8 1/2" Blink Wrt Paper (Tract. Feed) ..... \$19.95  
 8 1/2" Blink Env (Tract. Feed) ..... \$14.95

### BANYO

MB1000 Computer ..... \$1599.00  
 INCLUDES FREE SOFTWARE!  
 MicroPro, WordStar, CalcStar,  
 Mail Merge & Report Star.  
 MB 160 Add on Drive ..... \$539.00  
 5500 Letter Quality Printer ..... \$699.00

## TIMEX SINCLAIR 1000



**\$39.95**

16K Memory Module ..... \$44.95  
 Vu-Calc ..... \$17.95  
 Check Book Manager ..... \$13.95  
 The Organizer ..... \$14.95  
 The Budgeter ..... \$13.95  
 Stock Option ..... \$14.95  
 Loan & Mortgage Amortizer ..... \$12.95  
 Mindware Printer ..... \$109.00

### ORBYTE SOFTWARE

Graphics ..... \$12.99  
 Home Budgeter ..... \$12.99  
 Home Inventory ..... \$12.99  
 Income Tax ..... \$14.99  
 Mega Mind ..... \$15.99  
 Setvo ..... \$12.99  
 The Quiz ..... \$12.99  
 Words ..... \$12.99

## commodore



CALL ON  
CBM 64  
\$100.00 REBATE!

**CBM 64  
\$399  
VIC 20  
\$99.**

1520 Color Printer/Plotter ..... \$189.00  
 1525 80 Column Printer ..... \$339.00  
 1530 Dataette ..... \$69.00  
 1541 Single Disk Drive ..... \$339.00  
 1600 VIC Modem ..... \$95.00  
 1610 VIC Term 40 ..... \$49.00  
 1650 AD/AA Modem ..... \$159.00  
 1701 14" Color Monitor ..... \$269.00  
 1311 Joysticks (each) ..... \$5.99  
 1312 Paddles ..... \$11.99  
 1110 VIC 8K ..... \$42.00  
 1111 VIC 16K ..... \$69.00  
 1011 RS232 Interface ..... \$42.00  
 1211 Super Expander ..... \$53.00  
 1906 Super Alien ..... \$23.00  
 1910 Radar Rat Race ..... \$23.00  
 1917 VooDoo Castle ..... \$29.00  
 1922 Cosmic Cruncher ..... \$35.00  
 1923 Golf ..... \$29.00  
 1924 Omega Race ..... \$30.00  
 110VIC20 Reference Guide ..... \$15.00  
 CBM 64 Reference Guide ..... \$18.00

### EASY BUSINESS

#### SERIES 64

Easy File ..... \$79.00  
 Easy Finance ..... \$39.00  
 Easy Mail ..... \$39.00  
 Easy Script ..... \$79.00  
 Word Machine/Name Machine ..... \$23.00

### PROGRAMMER

#### SERIES 64

Assembler ..... \$39.00  
 Logo ..... \$79.00  
 Pilot ..... \$79.00  
 Pet Emulator ..... \$25.00  
 Screen Editor ..... \$25.00  
 Video/Music Support ..... \$39.00

### ART AND MUSIC

#### SERIES 64

Music Machine ..... \$25.00  
 Music Composer ..... \$25.00  
 Meta Music I ..... \$79.00

### COMMERCIAL DATA

Motor Mouse/2D ..... \$23.00  
 Centipede/2D ..... \$23.00  
 Froggie/20 ..... \$23.00  
 Froggie/84 ..... \$23.00

### CREATIVE SOFTWARE

Astro Blitz ..... \$32.00  
 Black Hole ..... \$33.00  
 Trashman ..... \$32.00  
 Home Finance ..... \$27.00  
 Home Inventory ..... \$13.00

### UMI

Amok ..... \$30.00  
 Meteor Run ..... \$40.00  
 Alien Blitz ..... \$30.00  
 VAlarm A ..... \$16.00  
 The Alien ..... \$16.00

Call on our Large Selection of  
VIC 20 & CBM 64 Software, such as:  
EPYX, Microspec and Kansas City  
Softwares.



**PC-1500  
POCKET COMPUTER  
\$169.  
PC1250... \$69.00**



CE150 Printer, Plotter and  
Cassette Interface Unit ..... \$172.00  
 CE152 Cassette Recorder ..... \$82.00  
 CE155 8K Ram Expans. Mod. .... \$94.00  
 CE125 Printer/Micro Cass ..... \$129.00  
 Statistics Pack ..... \$49.00



# computer mail order west 800-648-3311

IN PA. CALL (717)327-9575  
DEPT. 706, 477 E. THIRD ST., WILLIAMSPORT, PA 17701

No risk, no deposit on C.O.D. orders. Pre-paid orders receive free shipping within the UPS Continental United States with no waiting period for certified checks or money orders. Add 3% (minimum \$3.00) shipping and handling on all C.O.D. and credit card orders. Larger shipments may require additional charges. NV and PA residents add sales tax. All items subject to availability and price change. NOTE: We stock manufacturer's and third party software for most all computers on the market. Call today for our new catalog.

# computer mail order



Call for price and information on the NEW FRANKLIN Computers!  
Disk Drives, Software and System Specials  
ALSO AVAILABLE!

**MICRO-SCI**  
DISK DRIVES FOR  
APPLE & FRANKLIN  
A2 ..... \$249.00  
A40 ..... \$349.00  
A70 ..... \$459.00  
C2 Controller ..... \$79.00  
C47 Controller ..... \$89.00

**RANA DISK DRIVES**  
Elite 1 plus (Apple/Franklin).....CALL  
1000 (Atari).....CALL

**BYSCOM**  
48K Color Computer  
APPLE COMPATIBLE  
**\$599.**

**VIBICORP**  
for Apple, IBM & Franklin  
Visidax ..... \$189.00  
Visiile ..... \$189.00  
Visiplot ..... \$179.00  
Visitarm ..... \$89.00  
Visitrend/Plot ..... \$229.00  
VisiSchedule ..... \$229.00  
Desktop Plan ..... \$289.00  
Visicalc (Apple II, CPM, IBM) ..... \$179.00  
Visicorp prices for IBM may vary slightly.

**BRODERBUND**  
Apple Panic ..... \$23.00  
David's Magic ..... \$27.00  
Star Blazer ..... \$25.00  
Arcade Machine ..... \$34.00  
Choplitizer ..... \$27.00  
Serpentine ..... \$27.00

**INFOCOM**  
Deadline (Apple, IBM, Atari) ..... \$35.00  
Star Cross ..... \$29.00  
Zork I, II or III ..... \$29.00

**MPC**  
Subdisk (128K Non Volatile) ..... \$649.00

**AXLON**  
Apple/Franklin 128K Ram ..... \$399.00  
Apple/Franklin Ram Disk ..... \$999.00

**KRAFT**  
Apple Joystick ..... \$44.00

**CONTINENTAL**  
SOFTWARE  
Tax Advantage (Apple/Atari) ..... \$45.00  
Home Acct. (Apple/Atari) ..... \$59.00  
1st Cl. Mail/Form Letter (Apple) ..... \$79.00  
The Book of Apple ..... \$14.95  
The Book of Atari ..... \$14.95  
The Book of Apple Graphics ..... \$14.95



**DISK DRIVES FOR ATARI**  
AT88-S1 ..... \$399.00  
AT88-A1 ..... \$299.00  
AT88-S2 ..... \$649.00  
RFD 40-S1 ..... \$549.00  
RFD 40-A1 ..... \$349.00  
RFD 40-S2 ..... \$589.00  
RFD 44-S1 ..... \$679.00  
RFD 44-S2 ..... \$999.00

**FLOPPY DISKS**  
MAXELL  
MD I (Box of 10) ..... \$32.00  
MD II (Box of 10) ..... \$44.00  
FD I (8") ..... \$40.00  
FD II (5" DD) ..... \$50.00

VERBATUM  
5 1/4" SS DD ..... \$26.00  
5 1/4" DS DD ..... \$36.00

ELEPHANT  
5 1/4" SS DD ..... \$19.99  
5 1/4" SS DD ..... \$24.99  
5 1/4" DS DD ..... \$29.99

HEAD  
Disk Head Cleaner ..... \$14.95

**SIRIUS**  
Bandits (Apple) ..... \$28.00  
Beer Run (Apple) ..... \$24.00  
Free Fall (Apple) ..... \$24.00  
Sneakers (Apple) ..... \$24.00  
Snake Byte (Apple) ..... \$24.00  
Fest Eddie (Atari) ..... \$21.00  
Turmoil (Atari) ..... \$21.00  
Deadly Duck (VIC) ..... \$21.00

**INTERFACES & ACCESSORIES**  
80 Column Apple Card ..... \$159.00  
Apple Paral. Printer Interface ..... \$69.00  
Axi 850 to Paral. Printer Cable ..... \$29.00  
RS232-RS232 Cables ..... \$29.00  
Centronics Paral.-Paral. Cables ..... \$29.00  
Call on IBM, Osborne, Delaywriter, Atari, Commodore, Apple and Franklin Interface Cards, Cables and Accessories.

**HEWLETT PACKARD**



**41CV**  
**\$209**

**HP75... \$749.**  
HP 41C ..... \$149.00  
HP 10C ..... \$59.00  
HP 11C ..... \$72.00  
HP 12C ..... \$99.00  
HP 15C ..... \$99.00  
HP 16C ..... \$99.00

For HP41C/41CV  
HPIL Module ..... \$99.00  
HPIL Cassette or Printer ..... \$359.00  
Card Reader ..... \$144.00  
Extended Functions Module ..... \$64.00  
Time Module ..... \$64.00  
Mathematics Pac ..... \$26.50  
Real Estate Pac ..... \$40.00



## HOME COMPUTERS

**ATARI 800**  
**48K**  
**\$289.\***

\*Reflects \$100.00 ATARI Rebate!

**ATARI 600-16K**  
**\$199.**

**ATARI 1200-64K**  
**NOW IN STOCK!**



CALL ON ATARI 1200 MANUFACTURER'S \$100.00 REBATE!

**ATARI 400**  
16K..... CALL  
32K..... CALL \*\*  
48K..... CALL \*\*  
84K..... CALL \*\*

\*\*Non-Atari Ram

810 Disk Drive ..... \$429.00  
Inhome Keyboard/Atari 400 ..... \$89.00  
1010 Program Recorder ..... \$74.00  
1020 40 Column Print/Plot ..... \$269.00  
1025 80 Column Printer ..... \$469.00  
1027 Letter Quality Printer ..... \$299.00  
1050 Double Density Drive ..... \$379.00  
830 Acoustic Modem ..... \$159.00  
850 Interface Module ..... \$189.00  
CX40 Pair Joysticks ..... \$16.00  
CX418 Home Manager Kit ..... \$69.00  
CX419 Bookkeeper Kit ..... \$195.00  
CX482 Educator Kit ..... \$129.00  
CX483 Programmer Kit ..... \$54.00  
CX488 Communicator Kit ..... \$229.00  
CX7101 Entertainer Kit ..... \$69.00  
Invitation to Programming I ..... \$18.00  
Invitation to Programming II ..... \$20.00  
Invitation to Programming III ..... \$20.00  
4002 Basic Language ..... \$42.00  
4003 Assembler Editor ..... \$47.00  
8121 Micro Assembler ..... \$69.00  
8126 Micro Soft ..... \$69.00  
405 Pilot (Edu.) ..... \$105.00  
4018 Pilot (Home) ..... \$72.00  
8036 Atari Writer ..... \$79.00  
404 Word Processor ..... \$119.00  
5059 Visicalc ..... \$159.00

### ATARI

Pacman ..... \$33.00  
Centipede ..... \$33.00  
Defender ..... \$33.00  
Galaxian ..... \$33.00  
Missile Command ..... \$29.00  
Star Raiders ..... \$33.00  
Caverns of Mars ..... \$32.00  
Dig Dug ..... \$33.00  
Donkey Kong ..... CALL  
E.T. Phone Home ..... \$39.00  
Eastern Front (1941) ..... \$39.00  
QIX ..... \$33.00  
Superman III ..... \$39.00  
Star Truz ..... \$33.00  
Asteroids ..... \$29.00  
Basketball ..... \$29.00  
Computer Chess ..... \$29.00  
Juggles House ..... \$23.00  
My First Alphabet ..... \$29.00

### APX

Text Formatter ..... \$18.50  
Family Budgeter ..... \$18.50  
Eastern Front ..... \$24.00  
Family Cash ..... \$18.50  
Jukebox ..... \$13.50  
Downhill ..... \$18.50  
Outlaw ..... \$18.50  
Holy Grail ..... \$24.00  
Player Piano ..... \$18.50  
Keyboard Organ ..... \$18.50  
Number Blast ..... \$13.50  
Time Module ..... \$18.50  
747 Land Simulator ..... \$18.50  
Bumper Pool ..... \$13.50

### ON-LINE

Jawbreaker ..... \$27.00  
Softporn ..... \$27.00  
Wizard and Princess ..... \$29.00  
The Next Step ..... \$34.00  
Mission Asteroid ..... \$22.00  
Mouskattack ..... \$31.00  
Frogger ..... \$31.00  
Cross Fire (ROM) ..... \$36.00  
Some ON-LINE Products are also available for Apple & IBM.

Call for information!

### SYNAPSE

File Manager 800 plus ..... \$69.00  
Chicken (ROM) ..... \$34.00  
Protector (ROM) ..... \$34.00  
Picnic Parasola (ROM) ..... \$34.00  
Claim Jumper (ROM) ..... \$34.00  
Slime (ROM) ..... \$34.00  
Shamus (ROM) ..... \$34.00  
Dodge Racer (C/D) ..... \$26.00  
Nautilus (C/D) ..... \$26.00  
Shadow World (C/D) ..... \$26.00  
Survivor (C/D) ..... \$26.00  
Draibs (C/D) ..... \$26.00  
Necromancer (C/D) ..... \$26.00  
Pharaoh's Curse (C/D) ..... \$26.00  
Fort Apocalypse (C/D) ..... \$26.00  
Page 6 ..... \$19.00  
Assembler ..... \$30.00  
Disk Manager ..... \$24.00

### DATABOFT

Pacific Coast Highway ..... \$25.00  
Canyon Climber ..... \$25.00  
Tumble Bugs ..... \$25.00  
Shooting Arcade ..... \$25.00  
Clowns and Balloons ..... \$25.00  
Graphic Master ..... \$30.00  
Graphic Generator ..... \$13.00  
Micro Painter ..... \$25.00  
Text Wizard ..... \$79.00  
Spell Wizard ..... \$64.00  
Bishop's Square ..... \$25.00  
Sands of Egypt ..... \$25.00  
Moon Shuttle ..... \$25.00  
Zaxxon ..... \$26.00

### ALIEN

Atari Voice Box ..... \$119.00  
Apple Voice Box ..... \$149.00

### MEMORY

Aston 32K Ram ..... \$89.00  
Aston 48K Ram ..... \$139.00  
Aston 128K Ram ..... \$399.00  
Intec 32K Board ..... \$74.00  
Intec 48K Board ..... \$99.00  
Intec 64K Board (400 only) ..... \$149.00

### WICO

Joystick ..... \$24.95  
Famous Red Ball ..... \$26.95  
Apple Trackball ..... \$59.00  
Atari/VIC TrackBall ..... \$55.00  
Apple Adaptor ..... \$16.00

**CBS**  
K-rzy Shoot Out ..... \$32.00  
K-rzy Kiffers ..... \$32.00  
K-rzy Antics ..... \$32.00  
K-star Patrol ..... \$32.00  
Stick Stand ..... \$5.99

**EPYX**  
Crush, Crumble & Chomp ..... \$24.00  
Crypt of the Undead ..... \$24.00  
Curse of Ra ..... \$16.00  
Datestones & Ryn ..... \$16.00  
Invasion Orion ..... \$19.00  
King Arthur's Hair ..... \$24.00  
Morloc's Tower ..... \$16.00  
Rescue at Rigal ..... \$24.00  
Ricochet ..... \$16.00  
Star Warrior ..... \$26.00  
Temple of Apshe ..... \$29.00  
Upper Reaches of Apshe ..... \$16.00

**SPINNAKER**  
Snooper Troops # 1 ..... \$34.00  
Snooper Troops # 2 ..... \$34.00  
Face Maker ..... \$24.00  
Story Machine ..... \$24.00  
Delta Drawing ..... \$45.00  
Rhymes and Riddles ..... \$21.00  
Kindercomp ..... \$21.00

### ROKLAN

Wizard of War (ROM) ..... \$34.00  
Deluxe Invader (ROM) ..... \$29.00  
Gorf (ROM) ..... \$34.00

### FIRST STAR

Astro Chase ..... \$25.00

### BIG B

Miner 49er ..... \$35.00

### GAMESTAR

Baja Buggles ..... \$24.95

Football ..... \$24.95

### BUDECO

Raster Blaster ..... \$24.95

### L.J.K.

Letter Perfect 40/80 Col. Disk ..... \$109.00

Letter Perfect 40 Col. ROM ..... \$179.00

Letter Perfect 80 Col. ROM ..... \$179.00

Data Perfect 40/80 Col. Disk ..... \$99.00

Mail Merge ..... \$21.95

CALL FOR APPLE/LJK PRODUCTS

### BIT 3

80 Col. Card for Atari 800 ..... \$279.00

### INTEC

Real Time Clock ..... \$39.00

We also stock software by:  
Adventure International,  
Eduware, Creative Software,  
Dorset Educational,  
IDS!, Romox and Artworx.  
Call for details and prices

## computer mail order east

# 800-233-8950

IN NV. CALL (702)588-5854

DEPT. 708, P.O. BOX 8889, STATELINE, NV. 89449

INTERNATIONAL ORDERS: All shipments outside the Continental United States must be pre-paid by certified check only. Include 3% (minimum \$3.00) shipping and handling. EDUCATIONAL DISCOUNTS: Additional discounts are available from both Computer Mail Order locations to qualified Educational Institutions. APO & FPO: Add minimum \$5.00 shipping and handling.



computer mail order east

# Time Bomb

Doug Smoak

*This program is deceptively short – it is easily one of the best games we've ever seen for the VIC. You're in a maze, larger than your screen will show. You must move through it, trying to defuse a ticking bomb hidden somewhere at the top of the puzzle. As you move, the screen will move, but you must learn from your mistakes or the ticking will grow more shrill until all is lost. For the unexpanded VIC.*

You play "Time Bomb" against the clock. You start at the bottom of a maze, which is about three times the size of the VIC's screen. At the top of the maze is a time bomb ticking away. The closer it gets to blowing up, the higher pitched the ticking becomes. If you reach the bomb, you must steer the pointer into it to defuse it. If you are successful, you have a go at the same maze, but with the bomb in a different place and with a shorter fuse. This continues until you run out of time. If you fail to defuse it, you get a new maze and a new bomb with a longer fuse.

Friends I've played this with usually don't consider it a game for competition. Instead, they become back-seat drivers, telling the player where to go and pulling for him or her at every turn.

Time Bomb is quite challenging to a player's memory of spatial relationships. People who are at first intimidated by seeing only a portion of the maze quickly become accustomed to thinking ahead and remembering the dead ends and clear paths through the maze. An ability to recall the good and bad moves is crucial to getting into the later rounds.


I started thinking about this game when I saw Kenneth Szajda's "Mastermaze" (**COMPUTE!**, February 1983). I wanted to create something more challenging than a single screen maze, but I didn't want to duplicate his game and I also had to consider the VIC's smaller memory. I then hit onto the idea that makes this game so entertaining: to make the maze larger than the screen and bring it on and off the display by scrolling it out of a much larger block of memory.

## How The Idea Came

It sounded great, but how would I do it? The secret lies in a short machine code routine that is "called" to update the display whenever the player goes up or down in the maze. It does this so quickly that I used the BASIC joystick routine from

*COMPUTE!'s First Book of VIC* just to keep things at a reasonable pace.

There are actually three separate machine language routines that are represented by the DATA statements. One fills the maze area with the proper character, another fills the screen's "color RAM" with the proper color, and the third



*Searching for a time bomb.*

one scrolls the maze. I could have used BASIC POKES to do all these things, but the time consumed would be too great. It would be impossible to use POKES to do the scrolling of the maze with enough speed to be any fun at all.

When typing in the program, be sure to SAVE it before you RUN it, since a typo in the DATA statements could cause you to lose the whole program. Be very careful as you enter the DATA statements. If you have a bug in the program, it is most likely in the DATA statements, so look there first.

When you do RUN it, there will be a slight pause while the machine language parts are POKED into the cassette buffer. Then the screen should clear, and the words "Making Maze" should appear. Because of the size of the maze, the VIC needs almost a minute to draw it, so be patient. When the maze is complete, a little musical announcement alerts you to begin playing. Don't give up if you are eliminated on the first round; it takes a while to get used to looking ahead in the maze and planning your route.

If you don't want to type in the program, I will make copies for the usual \$3, a cassette, and

# RAMAX™

The **ONLY** by APROPOS MEMORY your VIC-20® will need

## FEATURES

- A full 27k bytes of RAM (added to VICs 5k equals 32k.)
- Fully switchable in sections:
  - BLK 1 switches 8k (Adr. 8192 to 16383)
  - BLK 2 switches 8k (Adr. 16384 to 24575)
  - BLK 3 switches 8k (Adr. 24576 to 32767)
  - BLK 5 allows/disallows your 8k ROM (games) (Adr. 40960 to 49152)
  - RAM switches 3k (Adr. 1024 to 4095)
- May be used with Super Expander® games or ANY other VIC-20 compatible cartridge.
- Built in RESET switch.
- Fuse protected.
- Totally self-contained.
- 2 duplicate extension connectors for any device normally plugged into the expansion port. (BLK 5 is switched to connectors)
- Very low power usage. (.150 amp max.)
- High reliability gold plated connectors.
- 6 month parts and labor warranty.
- Factory service. - Extended service always available.

**THIS SUPERB PLUG-IN GIVES YOUR VIC-20 REAL POWER AND EXPANDABILITY**

**FOR ONLY \$149.00** Shipping included  
10 DAY SATISFACTION OR YOUR MONEY BACK GUARANTEE  
**WE ARE NOW OFFERING "RAMAX Jr."** (19k), which is identical to RAMAX in EVERY way, except the top 8k (BLK 3) is not incorporated. Our introduction price is **\$129.00**, shipping included.

**WE SERVICE WHAT WE SELL  
TO ORDER:**

Send Check or Money Order For the Total  
Calif. residents add 6% tax.


Phone orders: CALL **(805) 482-3604 24 HRS.**  
For credit card orders, include all information on card.  
or **contact your local dealer.**



Foreign orders, add \$15.00.



All items shipped from stock.  
**DEALER INQUIRIES WELCOME**



## SOFTWARE

### DR. FLOYD

Psychoanalysis by computer? — well, not quite, but Dr. Floyd will carry on a conversation with you using psychoanalytic techniques giving the appearance of artificial intelligence. Requires 16k RAM or more.  
\$14.95 shipping included.

### WORD PLAY

"WORDPLAY" is a collection of programs which allow the user to make original stories, write a form of Japanese poetry, play the fun game of Animal (children love this one), and create jargon. A bonus secret message (cypher) program is also included. In a word, "WORDPLAY" is a bargain.  
Requires 16k RAM or more.  
\$14.95 shipping included.

### TYPE FOR YOUR LIFE

With more challenge than an arcade game, learn to type up to 75+ words/min. (User selectable, but no FOOLING AROUND allowed). TEXT IS WIDELY VARIED SINCE IT COMES FROM THE PROGRAM TAPE. Action color graphics with sound fix your eyes to the screen (away from your fingers - clever!) Your man rows your boat up stream as fast as you can type. Maintain speed and destroy the Sea Monster; slow down and he will get you. Runs on the unexpanded VIC.  
\$14.95 shipping included.

All software is on high quality cassettes and is replacement guaranteed.

VIC-20 & SUPER EXPANDER are registered trademarks of Commodore Business Machines, Inc.

350 N. Lantana Ave., Suite 821  
Camarillo, CA 93010

# APROPOS TECHNOLOGY

a postpaid mailer:

Doug Smoak  
303 Heyward St.  
Columbia, SC 29201

**BEGINNING PROGRAMMERS**  
If you're new to computing, please read "How To Type COMPUTE!'s Programs" and "A Beginner's Guide To Typing In Programs."

### Time Bomb


```
2 POKE56,24:POKE55,103:GOSUB29
3 D=37154:P1=D-3:P2=D-2:DF=30720:V=36878
  :S=V-4:M1=30:X=50:GOTO19
4 FORT=240TO208STEP-4:POKES,T:FORTT=0TO3
  0:POKEV,TT/2:NEXT:NEXTT:POKES,0:ME=793
  2
5 POKEOM,32:POKEOM+DF,10:POKEME,M1:POKEM
  E+DF,7:IFFTHEN40
6 K=K+1:ON-(K/2<>INT(K/2))GOTO8:IFK>600T
  HEN37
7 FORT=1TO2:POKEV,T*4:POKES+1,128+K/5:NE
  XT:POKES+1,0
8 POKED,127:P=PEEK(P2)AND128:J0=-((P=0)
9 POKED,255:P=PEEK(P1):J1=-((PAND8)=0):J
  2=-((PAND16)=0):J3=-((PAND4)=0)
10 IFJ0THENC=1:M1=62:GOTO14
11 IFJ1THENC=22:M1=22:GOTO14
12 IFJ2THENC=-1:M1=60:GOTO14
13 IFJ3THENC=-22:M1=30
14 OM=ME:ME=ME+C:C=0
15 IFPEEK(ME)<>32ANDPEEK(ME)<>42THENME=O
  M
16 IFPEEK(ME)=42THENF=1:GOTO5
17 ON-(ME>7921)GOTO18:SYS887:ME=ME+22:GO
  TO5
18 ON-(ME<7944)GOTO5:SYS905:ME=ME-22:GOT
  O5
19 DIMA(3):A(0)=2:A(1)=-44:A(2)=-2:A(3)
  =44:WL=209:HL=32:SC=6228:A9=6943
20 SYS861:PRINT"{CLR}{DOWN}MAKING MAZE"
21 FORT=SC+21TO7679STEP22:POKET,32:NEXT:
  FORT=SC+21:POKET,32:NEXT
22 J=INT(RND(1)*4):X3=J
23 B=A9+A(J)
24 IFPEEK(B)=WLTHENPOKEB,J:POKEA9+A(J)/2
  ,HL:A9=B:GOTO22
25 J=(J+1)*-(J<3):IFJ<>X3THEN23
26 J=PEEK(A9):POKEA9,HL:IFJ<4THENA9=A9-A
  (J):GOTO22
27 TB=SC+INT(RND(0)*20)+220:ON-(PEEK(TB)
  <>32)GOTO27:POKETB,42
28 SYS830:POKE828,204:POKE829,28:SYS923:
  GOTO4
29 FORI=830TO974:READA:POKEI,A:NEXT:RETU
  RN
30 DATA169,238,141,15,144,169,0,133,251,
  169,150,133,252,160,0,169,10,145,251,
  200,208
31 DATA251,230,252,165,252,201,152,208,2
  41,96,169,84,133,251,169,24,133,252,1
  60,0,169
32 DATA209,145,251,200,208,251,230,252,1
```

```
65,252,201,30,208
33 DATA241,96,173,60,3,56,233,22,176,3,2
  06,61,3,141,60,3,56,176,19,234,173,60
  ,3,24,105
34 DATA22,144,3,238,61,3,141,60,3,24,144
  ,1,234,169,0,133,0,169,30,133,1,173,6
  0,3,133
35 DATA254,173,61,3,133,255,169,0,133,25
  3,160,0,177,254,164,253,145,0,132,253
  ,230,253
36 DATA234,208,2,230,1,230,254,208,2,230
  ,255,169,32,197,1,208,227,96
37 POKEV,15:FORT=255TO127STEP-2:POKES,T:
  POKEV-9,255:FORG=1TO10:NEXT
38 POKEV-9,242:FORG=1TO10:NEXT:POKEV-9,2
  40:NEXT:POKEV-1,220:FORG=15TO0STEP-.0
  5
39 POKEV,G:POKEV+1,G*10:NEXT:POKEV-1,0:P
  OKEV+1,238:GOSUB42:RUN
40 POKETB,32:POKEV-1,253:FORG=30TO0STEP-
  .15:POKEV,G/2:NEXT:X=X+50:IFX>449THEN
  X=450
41 POKEV-1,0:F=0:K=X:R=R+1:GOSUB42:GOTO2
  7
42 PRINT"{HOME}ROUND"R"{LEFT} ":PRINT"
  {DOWN}PRESS F7 ":A$="":GETA$:ON-(A$<>
  "{F7}")GOTO42:RETURN
```

UNDERLINE = SHIFT,  
[ ] = COMMODORE KEY,  
{ } = 'SPECIAL.


REFER TO LISTING CONVENTIONS

©



**ZWARK**

commodore  
**64**



## DATMAN HOME FINANCE MANAGER



### 3 NEW PROGRAMS from SOFTWARE CONSULTANTS

**ZWARK** 100% machine language for fast action arcade style game. Keyboard or Joystick 1 or 2 Players Excellent sprite graphics \$19 95 Tape \$24 95 Disc

**DATMAN** Data Base—19 Fields search, sort, print reports & labels, even create word pro files. Needs disc drive, with 1525 E Printer recommend Use for inventory, mailing lists, activity lists, etc. Limited only by our imagination \$59 95 Disk Only

**HOME FINANCE MANAGER** budgeting, checkbook, keeps track of 3 checking accounts many user defined categories tax deductions charts & graphs, & many more features \$59 95 Disk Only


**Dealer Inquiries  
Welcome  
PH. 801-566-3901**

**Make check or Money order to:  
SOFTWARE CONSULTANTS  
4455 Draper Street  
Salt Lake City, Utah 84118**



**SALE!**  
**\$99**



**SALE!**  
**\$99**

## **VIC-20 COMPUTER 40-80 COLUMN BOARD**

**WORD  
PROCESSOR**

**ALL FOR  
ONLY  
\$99**

**MAILMERGE  
DATABASE**

**PLAN  
MANAGER**

**ALL IN  
40 AND 80  
COLUMN  
FORMAT**

**TERMINAL  
EMULATOR**

**ELECTRONIC  
SPREADSHEET  
LIKE VISICALC**

Now you can get 40 or 80 Columns on your T.V. or monitor at one time! No more running out of line space for programming and making columns. Just plug in this board and you immediately convert your VIC-20 computer to 40 or 80 columns! PLUS, you get a Word Processor, Mail Merge program, Electronic Spreadsheet (like VISICALC) and Terminal Emulator! These PLUS programs require only 8K RAM memory and comes in an attractive plastic case with instructions. List \$149 Sale \$99

**• COMMODORE 64 COMPUTER — "80 COLUMN BOARD" LIST \$275 SALE \$179**  
*(Less \$20 Accessory Purchase Discount)*

**"15 DAY FREE TRIAL"**

- We have the lowest VIC-20 prices
- We have over 500 programs
- Visa — Mastercharge — C.O.D.
- We love our customers!

**PROTECTO  
ENTERPRIZES** (WE LOVE OUR CUSTOMERS)  
BOX 550, BARRINGTON, ILLINOIS 60019  
Phone 312/382-5244 to order

---

## Copy-Writer Word Processor

Louis F. Sander

*Copy-Writer* is a full-featured program that merits the close attention of any Apple, Commodore 64, PET, or CBM owner needing a word processor. It has most of the useful features found in other word processing systems, plus several that are unique. *Copy-Writer* is easy to use, clearly documented, and comes with a guarantee that future enhancements, no matter how extensive, will be offered to registered users for a nominal disk copying charge.

The developers of *Copy-Writer*, the IDPC Co. of Philadelphia, originally wrote it in 1979. Since then, it has been used by professional programmers and technical writers, and extensively revised. It seems to be a solid program with good features and few bugs.

Since a detailed discussion of software features can be confusing to those who haven't used similar programs, let's start our review with something easy to comprehend. *Copy-Writer* is available for the PET/CBM with 2040, 4040, 8050, or PEDISK II drives; it supports all ROM variations and virtually any printer from any manufacturer. The program is also available for the Apple II with 3.2 or 3.3 disks, for the Apple III, and for the Commodore 64 with 1541 or PEDISK III drives. The version I have worked with is for the PET/CBM

with PEDISK II drive, but the other versions are identical to it in all important respects.

### A Special, Tailored Program

The software consists of one diskette and a small, but thorough, manual. There are no ROMs or other plug-in devices. The diskette cannot be copied, but that is not a problem – you use it to create a machine language program configured especially for your own ROMs, screen size, keyboard, and printer, and *that* program can be saved and copied without limit. If you change printers or upgrade your computer, you load the master diskette, answer eight simple questions, and within a few seconds you have a reconfigured and copyable program in memory.

The 44-page instruction manual is remarkable for its clarity and usefulness, as well as for its brevity. In spite of never having learned to use a commercial word processor before, I was able to sit down with it and quickly master most of its features. The manual contains a useful table of contents and a well-thought-out index, both of which are quite helpful in using the program itself. It is written for the reader who is familiar with elementary computer operation, and who knows what he wants his word processor to accomplish.

Using *Copy-Writer* is exceptionally easy and straightforward. There is no need for sheets of stick-on key labels, or for a two-pound reference manual. When the system comes up, a "paper scale" appears at the bottom of the screen; tab stops are marked on it in reverse field.

The number of the text line at the top of the screen and the number of lines still available in memory also appear down here, as does a line for special commands and error messages.

### Editing Features

Routine typing and text editing is done in the Edit Mode, in which the cursor moves freely about the screen. The PET's familiar cursor control keys are used to move, insert, and delete characters. The up arrow, left arrow, HOME and RVS keys are used for opening up lines, moving words around, etc., and it is very easy to remember which key does what.

The STOP key puts the system in the "Command Mode." In that mode, the cursor jumps to a special area at the bottom of the screen and waits for your instructions. There are about 30 of these, most having to do with disk file handling, searching and replacing text, and printing. *Copy-Writer's* authors have made the commands *very* easy to remember: A means append a file, D means down scroll, S means save a file on disk, etc. For those who haven't used the commands enough to have memorized them, they are listed in a table in the index of the instruction manual, which also notes the page where the command is described in detail.

The process of entering text and moving it around is similar to that in most good word processors. *Copy-Writer* seems to have all the necessary features in this area, and most of the typical frills.

*Copy-Writer* has two separate buffers for handling changes and text movement. Buffer #1 is used for moving entire para-

America's # 1 Software Dealer

# Pick A Program. Any Program. At A Software City Store!

- Programs • Books • Magazines
- Peripherals • Disks • Accessories

## SOFTWARE ALWAYS DISCOUNTED!

Software City has a vast selection of programs for your personal computer. And, every one is discounted! When you need software for business, education, entertainment, utility or home management, Software City has a program for you.

# Software City

- AL** Birmingham - coming soon  
**AZ** Tucson - coming soon  
**CT** Orange - Loehmann's Plaza (203) 799-2119  
**FL** Sarasota - 7211 S. Tamiami Trail (813) 923-4040  
Tampa - 13727 N. Dale Mabry (813) 961-8081  
**GA** Atlanta - coming soon  
**IA** Davenport - coming soon  
**IL** Cook County - coming soon  
**MA** West Springfield - 1313 Riverdale Rd. (413) 739-5101  
**MI** Southfield - 29080 Southfield Rd. (313) 559-6966  
**NJ** Fairview - 251 Broad Ave. (201) 943-9444  
Green Brook - 60 Rt. 22 West (201) 968-7780  
Midland Park - 85 Godwin Ave. (201) 447-9794  
Montvale - 147 Kinderkamack Rd. (201) 391-0931  
Pine Brook - 101 Rt. 46 East (201) 575-4574  
Princeton - 33 Witherspoon St. (609) 683-1644  
Red Bank - 80 Broad St. (201) 747-6490  
Summit - 5 Beechwood Rd. (201) 273-7904  
Teaneck - 161 Cedar Lane (201) 692-8298  
Linwood - Central Square (609) 927-3393  
Bergenfield - coming soon  
Cherry Hill - coming soon  
Closter - coming soon  
Englishtown - Yorktowne Shopping Center  
**NY** Fairport - 134 Village Landing (716) 223-3723  
Forest Hills - 113-01 Queens Blvd. (212) 261-1141  
Manhattan - Lexington, bet. 55 & 56 Sts. (212) 832-0760  
Mt. Kisco - 187 Main St. (914) 666-8036  
North White Plains - 641 N. Broadway  
Long Island - coming soon  
Staten Island - coming soon  
**OH** Columbus - 1959 East Rt. 161 (614) 888-6660  
**PA** Exton - 14 Marchwood Rd. (215) 524-1483  
Whitehall - 2802 McArthur Rd.  
Pittsburgh - coming soon  
**PR** San Juan - coming soon  
**VA** Richmond - 9027 Quiloccasin Rd. (804) 740-8400  
Fairfax - coming soon  
**WA** Seattle - coming soon  
Spokane - 9405 E. Sprague

**BUSINESS SOFTWARE:** Free catalog available at each store or write to Corporate Headquarters, Attn: Corporate Software Dept. **RETAIL STORE FRANCHISES:** \$32-40,000 est. total invest. Offering by prospectus only. Direct Inquiries to Corporate Headquarters, Attn: Franchise Dept. **SOFTWARE CITY CORPORATE HEADQUARTERS**  
1415 Queen Anne Road • Teaneck, NJ 07666.

## Commodore 64 Computer

over \$300 Free Professional Software  
when you buy a Commodore 64 computer

## COMMODORE 64 PROFESSIONAL SOFTWARE

Name	List	Sale
word processing pack	\$89.00	\$69.00
Quick Brown		
Fox — word processor	\$69.00	\$59.00
complete Data Base pack	\$89.00	\$69.00
Electronic spreadsheet pack (like visicalc)	\$89.00	\$69.00
Accounting pack (personal & business)	\$59.00	\$49.00
Programmers Helper	\$79.00	\$59.00
Programming Reference guide	\$20.95	\$16.95
Basic Tutor	\$24.95	\$19.95
Typing Tutor	\$24.95	\$19.95
Fort Apocalypse (top selling arcade game)	\$34.95	\$29.95

## 80 COLUMN BOARD

80 characters per line on the screen at one time. Includes word processing pack, mail merge data base pack, Electronic spreadsheet. **ALL FOR ONLY \$179.**  
(less \$20 accessory purchase discount)

We have over 300 Programs for  
the Commodore 64 Computer

- 10 day free trial • We have the lowest prices
- One day delivery express mail • Free Catalogs
- WE LOVE OUR CUSTOMERS

- 10 day free trial • We have the lowest prices
- One day delivery express mail • Free Catalogs

WE LOVE OUR CUSTOMERS

# PROTECTO ENTERPRIZES (FACTORY DIRECT)

BOX 550, BARRINGTON, ILLINOIS 60010  
Phone 312/382-5244 to order

graphs from place to place and is activated from Command Mode. Buffer #2 is used in Edit Mode and is ideally suited for moving words and short phrases, although it has a 1000-character capacity. To use it, you place the cursor on the first letter to be saved, and press the shifted left arrow key. Letter-by-letter, text is "sucked" from the screen into the buffer.

When you've picked up everything you want to move, you put the cursor wherever you want it, and press the unshifted left arrow key, which automatically inserts the buffered text at that point. The text remains in the buffer, so you can insert it as many places as you'd like. This feature can save time and keystrokes whenever the same phrase is used repeatedly in the text (as are the words "Copy-Writer" in this review). You can put such a phrase in the buffer and use one key to print it out every time it is used.

Another feature worthy of note is the ability to input repeated characters, such as a series of dashes, just by entering: a special character, the character to be repeated, and the number of repeats desired. There is also a graphics mode which allows dot-by-dot control over printers having that capability. Neither of these features is a necessity, but their presence is an indication of the authors' attention to detail in making the program useful.

Copy-Writer is extremely powerful for formatting the printed page. Format control is done by special commands embedded in the text, and there are many to choose from. Once again, the commands are easily understood by themselves, alphabetically listed in the index, and well-described in the manual. AP means append a file, LM sets the left margin, HD defines a page heading, and so on for over two dozen commands.

The power here is really impressive – you can print things in double columns (like this magazine is printed), customize page breaks (based on a variety of conditions), and on and on.

By using a special format command, you can send individual hex characters to your printer, for control of character size, impact, or whatever features the printer happens to have. The capability is completely general, so if you know what character code switches your printer into Martian Hieroglyphic mode, you can put it there whenever you want. This is a very desirable feature and it's one of many desirable features available on this most impressive product.

Copy-Writer  
CGRS Microtech  
P.O. Box 102  
Langhorne, PA 19047  
\$145

©

# DEVELOP-64

## FIVE POWERFUL SOFTWARE DEVELOPMENT TOOLS

*Plus The Exciting New Book*

**INSIDE THE COMMODORE 64™**

### THE BOOK

A complete clear explanation of machine language, Assembly language, Commodore 64 architecture, graphics, joystick and sound effect programming. Detailed step-by-step guide to the use of the development tools. How to combine BASIC and machine language, make auto-start cartridges, interface with the internal ROM-based programs of BASIC and the Kernal. Sample programs fully explained.

### THE TOOLS

Assembler/Editor/Loader/Decoder/Monitor Full-featured Assembler allows use of labels, comments and arithmetic expressions to create machine language programs. Create, save, modify Assembly language programs with the Editor. Load and link machine language modules with the Loader. Decode machine language back into assembly language for study or input to the Editor. Single-step program execution with the Monitor. Combines Assembler/Editor for maximum ease of use.

**ALL FOR \$54.95 PLUS \$2.00 POSTAGE AND HANDLING Add \$5.00 for disk version.**

Send check, M.O., VISA/MC (\$2.00 S.C.) or specify C.O.D. (add \$3.00) to:

*French Silk*  
smooth ware

P.O. Box 207, Cannon Falls, MN 55009

507-263-4821

Commodore 64™ is a registered TM of Commodore Business Machines Inc.

## C-64 GAMES THIS IS YOUR ADVERSARY



You've Hated Him For Years . . . Here's your chance to finally wipe the smirk off his Happy Little Face.

**BLAST BOUNCING  
HAPPY FACES FROM THE  
SKY WITH YOUR MISSILES!**

 **Have A Nice Day!**

**AN EXTREMELY SATISFYING ACTION  
ARCADE GAME for the Commodore 64.**

Features Include: 1 to 8 Players. Joystick, Keyboard or Paddle Controls, Machine Code, Sprites and Music, Interludes and Bonus Screens. Increasing Difficulty.

**\$39.95 on DISK plus \$2.00 Shipping.**

**ALSO COLLISION!** A 2-player, full color and sound arcade. Increasing difficulty. joysticks \$15.95 tape or \$19.95 disk plus \$2.00 shipping.

Dealer Inquiries Welcome

FROM **Topologic** INC. 

VISA  
MasterCard  
P.O. Box 752  
BURLINGTON, IA 56201  
319-754-5291

Commodore 64 is a trademark of Commodore Business Machines, Inc.


# Mastertype

Tina Halcomb

*Mastertype*, by Bruce Zweig (Atari version by Aric Wilmunder), makes learning touch-typing fun.

As an educational program, *Mastertype* is impressive. It is menu-driven and the lesson plan begins with basic keyboard and finger placement presentations. In the manual supplied with *Mastertype* are illustrations and diagrams which clearly show proper finger placement. Your skill builds from this point. You begin to practice typing single letters or simple three- to four-letter words. Once you are comfortable with these, you move on to longer words, numbers, and symbols.

Each lesson can run in either of two modes. The Beginner mode displays single letters only, and the Normal mode asks you to type the complete word and press the space bar.



You can even create your own word lists to practice with words that are related to your occupation. After first booting *Mastertype*, you will see this option offered, and you respond by typing an "M" (make your own lesson). Each word list consists of 40 words ranging from one to nine characters. You *must* enter 40 words - there's no way around it. If you make any errors when entering the words, you may edit them after you complete

the 40th word. Once satisfied with your customized lesson, you can name it and save it on your disk.

In each lesson you control the mode, the speed, and any upper- and lowercase variations.

## Battle Of Words

But what makes this a truly effective, pleasant learning experience is the *game* it becomes. You, the Command Ship, are hovering out in space. Look out! Four enemy words have just appeared in the corners of your computer screen. They're sending satellites, missiles, and atomic meteors to destroy you. You are not helpless, though. If you can type the enemy words correctly, you can eliminate them. You won't destroy the enemy word unless you fire your laser before or just as the enemy word releases its weapon.

Even when you need not be particularly concerned with the exact path of your laser, you must type the word correctly before the laser is released.

As soon as you successfully defend your ship by destroying all enemy words, you can see your game score and typing speed. You may get so involved in playing the game that you won't even realize you're acquiring a very useful skill.

*Mastertype* is available on disk for a 32K Atari or 48K Apple.

Mastertype  
Lightning Software  
P.O. Box 11725  
Palo Alto, CA 94306  
\$39.95

## COMPUTE!

TOLL FREE  
Subscription  
Order Line  
800-334-0868  
In NC 919-275-9809

# THE KINETIC SCREEN<sup>®</sup>

for **ATARI<sup>®</sup>**  
ready to  
**move beyond?**  
experience true  
**creativity!**

83.79.43.83.88.61.82.80

- **alien landscapes** 29.  
DISK, 48K, B - MACHINE DRAWN, USER CONTROLS  
DRAWS ALIEN LANDSCAPES in 4 cols,  
Gr. 7, EACH AN ORIGINAL. With save-  
to-disk, printout on 825, more. Use  
saved files in your own programming.  
ENDLESSLY FASCINATING
- **alien landscapes 2** 29.  
DISK, 40K, B, G - USER OPERATED  
CREATE YOUR OWN ALIEN WORLDS  
and save to disk. 9 cols in Gr. 10, with  
color changer, other functions.  
CLEAR PROMPTS TAKE YOU THROUGH
- **paintpot** 34.  
DISK, 40K, B, J, P(OPT'L) - FULL USER FREEDOM  
"I DID IT MYSELF" YOU are master of  
the machine. Paint in your 4 cols in Gr. 3,  
5, or 7 with jstck and /or paddles. With  
save-to-disk, many more options.  
FROM CHILD TO ADULT
- **crayons** 24.  
DISK OR CASSETTE, 32K, B, J  
LIKE PAINTPOT except no paddles or  
save-to-disk, fewer options.
- **designer** 49.  
DISK, 48K, B, G, J, P(OPT'L) - FULL USER OPERA-  
TION. A FLEXIBLE TOOL FOR THE  
TALENTED DESIGNER. Create in varied  
styles with jstck and /or paddles with  
9 cols in Gr. 10. With save-to-disk,  
printout on 825. 20 functions, simple  
one-key controls. Full sample disk \$19.  
SELECT & USE 9 OF 128 COLORS
- **vennyDisks** ea. 14.  
A FORMATTED BOOT'N'RUN DISK FOR YOUR PRO-  
GRAM STORAGE. FILL-IN-YOUR-OWN-  
FILES MENU OPERATION. Room for  
26 listings. Run or load your programs  
with easy two-stroke convenience. One  
stroke utilities-timer, mach mem dump,  
more. QUAN. DISCOUNTS AVAILABLE
- **the kinetic screen** 24.  
DISK, 32K, B, J for 1 prog - MOSTLY MACH DRAWERS  
A POTPOURRI of 10 ACTIVE PROGRAMS  
Spirals, mandalas, moires, more - and a  
skittish doodlebug! KEEP YOUR SCREEN  
ACTIVE. SPECIAL! \$21. through AUG
- **soon for other systems**
- ✕ **intro special** ✕  
deduct 10% through jul 16  
MO. RES. add 5.825 pct to total - Sorry!
- **dealer inquiries welcome**
- **send CHK or M.O.**  
payable to  
**JAMES A. IRELAND**  
800 w 47th st, suite 608  
k.c. mo, 64112
- **write or call 816/756-3030**  
for  
info-  
ask  
for  
jim  
NOT PROVIDED:  
B ATARI BASIC CART. REQ  
C GTIA CHIP REQ  
J JOYSTICK  
P PADDLE CONTROLLERS  
K TOTAL RAM REQ

ATARI<sup>®</sup> IS A TRADEMARK OF ATARI INC.

July 1983 COMPUTE! 123

83.85.80.80.79.82.84.32.85.82.77.83.32.67.79.78.84.82.79.76.155

# Claim Jumper For Atari

Fred Pinho

Synapse Software has produced a number of high-quality game packages in the past. In *Claim Jumper*, the company has done nothing to damage that reputation. *Claim Jumper* is basically a combination shoot-'em-up and strategy game for one or two players. I found it fascinating.

Two cowboys (brown and pink) are controlled by the players using joysticks. The cowboys act out their lives on a playfield consisting of: (a) two banks (one for each player); (b) an assay office; (c) two hospitals; (d) assorted other houses and cacti. At intervals during the game, a gold nugget will appear. The object is to pick up the nugget, take it to the assay office, and exchange it for cash. The cash must then be taken and deposited in your bank "to buy a house" (ten bills are needed). House buying is completely immaterial to the game. The object is solely to collect the ten bills.

While this all sounds easy, it can be frustratingly difficult. While performing these functions, you must also dodge your opponent's bullets while avoiding numerous obstacles. Although diagonal movement is the fastest, the cowboys can shoot only when moving horizontally or vertically.

The animation of the cowboys is relatively crude, but this in no way detracts from the game. If you shoot your opponent, his hat comes off and he drops whatever he is carrying (gold or money). He is then transported to one of the two hospitals (chosen by moving the joystick left or right). While in the hospital, he cannot shoot. After a very brief stay, however, he recovers completely and can re-enter the fray.

## How They Get Your Treasure

The real fun in the game, and much of the strategy, involves the obstacles. Specifically, watch out for the notorious snakes and tumbleweeds. Shortly after the game starts, these objects start to appear. The pink snakes chase the brown cowboy while the brown tumbleweeds stalk the pink cowpoke. If you touch the opposite creature, you will be paralyzed for two seconds and drop whatever you are carrying. This allows your opponent to steal your treasure. After the two seconds are up, you're fit and ready to go as before. Mercifully, you will have a brief period of immunity which will allow you to move away from your pursuing tormentors. The creature graphics are very well done.

How can you fight off these unpleasant intrusions? One way is to shoot things. Plugging them with your trusty "shootin' ahrn" will turn the creature into the opposite type, which then promptly goes off after your opponent. However, there is a second tactic which adds considerably to the game. This involves dropping seeds or eggs. To do so, you must stop and then press your joystick button. The brown cowboy drops tumbleweed seeds. If a snake eats a seed, it turns into a tumbleweed. Conversely, the pink cowboy can drop snake eggs. If a tumbleweed hits the egg, it turns into a snake. A maximum of six eggs and six seeds can be on the screen at any one time. If you drop a seventh seed or egg, the oldest one disappears.

As you can imagine, *Claim Jumper* gets quite hectic. In

addition to pursuing the gold, shooting creatures and your opponent, and dropping eggs/seeds, the cowboy must also avoid other obstacles. If the brown cowboy touches anything pink or a cactus, he experiences the two-second freeze. Pink obstacles include a pink house, the pink bank, one of the playfield borders and, of course, snake eggs. The opposite is true for the pink cowboy.

It's more difficult to explain this game than to play it. The nuances of the game are easily learned, and built-in prompts help during play. When you pick up the gold, a flashing arrow indicates where to deposit it in



*Cowboys, cacti, snakes, Western buildings, and drifting tumbleweeds set the scene for Claim Jumper.*

the assay office. Similarly, once you get the money, another arrow indicates the correct bank.

## Option Menus

There are also two option menus for game variations. The first features the normal game and two options: Buy Bullets and Head Start. In Buy Bullets, you no longer have an unlimited supply of bullets. You start with ten. When you run out, you must take money to the bullet store to buy ten more. Head Start allows you to start with five bills already in the bank.

The second menu allows you to select either the normal game or a single-player game with two levels of difficulty. In the single-player game, you must destroy all the snakes and

tumbleweeds before you are paralyzed for the third (and last) time. The problem is that you start with no bullets and thus must buy some with your gold. Again, you can buy only ten bullets at a time.

Although I have high praise for this game, I do have one gripe involving the scoring system. The winner is the first player to reach 25,000 points. You score 100 points for each snake or tumbleweed that you convert. But the first player to reach ten bills then gets 20,000 points! Somehow it doesn't seem fair. Here you are in a close battle with each player at about 6000 points and nine bills. Then your opponent gets one more bill, and you lose 26,000 to 6000! The final score does not reflect the intensity and closeness of such a contest. There is an option to continue the game until 50,000 which does help somewhat. A better way might be to receive a given number of points for each bill deposited until the winner reaches the target score.


Claim Jumper  
Synapse Software  
5327 Jacuzzi St.  
Suite 1  
Richmond, CA 94804  
Requires 16K RAM  
Disk/Cassette  
\$34.95

©

## COMPUTE!

is looking for good articles, tutorials, and games for the Sinclair/TimeX, Commodore 64, and Color Computer.

# S.A.M. GIVES YOUR COMPUTER THE POWER OF SPEECH



● **S.A.M.** is the **Software Automatic Mouth**, a speech synthesizer for Apple and Atari computers made by **Don't Ask**. **S.A.M.** uses your computer to simulate the sounds of human speech. You use **S.A.M.** to make your programs talk.

● **S.A.M.** does it all in software. It's a program—the only one of its kind. This means that **S.A.M.** has the power of a hardware speech device without the high price.

● **S.A.M.** expands the power of your machine. Adding speech is like adding graphics—suddenly you can do things you never considered before. Use **S.A.M.** to write practical things: learning tools for young children, business software with spoken instructions, programs that tell stories or read aloud. Write creative new games with characters that converse or opponents that crack jokes. **S.A.M.** is great fun to use, because it's a new playground for your ingenuity.

● **S.A.M.** is for anyone who can write a program, from the newest BASIC beginner to the machine language master. It's so easy to use **S.A.M.** to make a program talk, there's almost nothing to it.

● **S.A.M.** is capable of endless variety.

You can control **S.A.M.**'s inflection, change the pitch of **S.A.M.**'s voice and the speed of **S.A.M.**'s speech. Use phonetic input to get perfect pronunciation; or use **RECITER**, the excellent English text-to-speech converter on the **S.A.M.** disk, for highly reliable results with ordinary English input.

With the new **KNOBS** feature you can create a variety of different voices for **S.A.M.**—not just higher or lower voices, but ones that sound like different people speaking. You design **S.A.M.**'s vocal personalities.

Get your Apple or Atari **Software Automatic Mouth**, and discover the excitement of computer speech.

**DONT ASK**<sup>™</sup>  
COMPUTER SOFTWARE

2265 Westwood Bl., Ste. B-150, Los Angeles, CA 90064. Phone (213) 477-4514

Dealer inquiries invited.

Atari owners: learn extra tricks and techniques to make the most of **S.A.M.**! Ask for Educational Software's new **S.A.M. Tutorial** (Tricky Tutorial #12).

Hear **S.A.M.** at your favorite dealer.

Or order direct from Don't Ask. Add \$2.00 shipping to your check or money order, California residents add 6% sales tax (6.5% in L.A. County).

**S.A.M.** for Apple II-series computers includes 8-bit digital-to-analog converter and audio amplifier on a card. Requires 48K, disk. (**S.A.M.** uses 9K; **RECITER** 6K. **S.A.M.** can be loaded into a 16K R.A.M. card.) You will need a speaker. Suggested retail: \$124.95. Look for summer sale prices now through September 15, 1983.

**S.A.M.** for Atari computers uses your tv. speaker. No additional hardware required. Requires 32K, disk. (**S.A.M.** uses 9K, **RECITER** 6K.) Cassette version coming soon. Suggested retail: \$59.95. To produce highest quality speech on Atari, **S.A.M.** is set up to blank the screen while speaking and then restore display. You can make **S.A.M.** talk with screen on—speech quality is somewhat reduced.

**S.A.M.** programmed by Mark Barton.

APPLE is a trademark of APPLE COMPUTER, INC. ATARI is a trademark of ATARI INC.

---

# Courseware Report Card And Educational Software Directory

Sheila Cory

Just a couple of years ago, the greatest concern of parents and educators interested in the educational use of microcomputers was which computer to buy from the great variety available. Hardware selection was a major topic of discussion whenever the subject of computers came up. More and more, however, the questions posed these days relate to software selection. A number of schools and homes already have their computers and are trying to determine the best use of their machines.

Fortunately, some excellent educational software is now on the market. But parents and educators need to sift through an enormous amount of software in order to find what's best for their application. Educational software directories and evaluation journals have recently been developed to cope with this problem. This review looks at two of them.

## **Courseware Report Card**

*Courseware Report Card* provides in-depth reviews and evaluations of both elementary and secondary software. Unlike many software review journals, it reviews software for more than one computer: Apple, Atari, PET/CBM, and TRS-80.

Selection of software to review is based primarily on software publishers' response to requests for review copies. A secondary source is software made available by teachers, software dealers, or educational media centers. To be of value to all people interested in educational computing, the journal covers a cross-section of subject

area and grade level.

Most *Courseware Report Card* reviews are prepared by members of the editorial staff, all of whom are former teachers with experience in curriculum evaluation and design. A few of the reviews are prepared by non-staff members. These reviews are signed, and the qualifications of the reviewer are listed in the introduction.

## **Graded In Six Categories**

The standard format of the reviews makes it easy to find information. A box at the top of the first page of each review highlights subject area, grade level, type of program (drill and practice, tutorial, or game), system requirements, price, and publisher's name and address. A box at the bottom of the page gives a letter grade (A through F) for performance, ease of use, error handling, appropriateness, documentation, and educational value. These two boxes, plus a short summary of the program, provide all the information necessary to decide whether or not to read the entire review.

The reviews proper begin with a description of the program, explaining exactly what the student sees as the program progresses. Screen representations and photographs make it easy to visualize what the text is describing. The "performance" section of the evaluation explores the overall quality of the program. Errors of punctuation in the text, problems with speed of operation, and sound that can't be turned off are examples of comments made in this section.

## **Ease Of Use And Error Handling**

The "ease-of-use" comments focus on standardization of commands, use of menus in the program, and other programming possibilities that make the program as easy as possible for the user. How well a program accepts input from the keyboard is among the criteria evaluated under "error handling."

The value of the computer over other modes of instruction is addressed under "appropriateness." The editors take a firm position on the appropriateness of drill and practice software by having a policy of never awarding a grade higher than C to any software designed for drill and practice unless it is enhanced by additional features. (This view is not universally shared, but it is constantly discussed.)

## **Documentation And Educational Value**

The paragraph of each review covering documentation looks at the books, pamphlets, and other hard copy provided to supplement the software. "Educational value," perhaps the most important of all of the evaluation components, examines whether the particular area covered by the software has any real place in the curriculum.

The evaluations included in *Courseware Report Card* are well written and complete. However, you must keep in mind (as the introduction to the journal states) that much software evaluation is subjective. There is room for disagreement, and you should make the decision of whether to use software with your students or your own children only after looking at the software from beginning to end yourself.

## **Apple, Atari, PET/CBM, And TRS-80**


This review of *Courseware Report Card* is based on the first issue, dated September 1982. *Course-*



# COM-STAR F/T

Tractor  
Friction  
Printer

only \$279



- Lowest price quality tractor friction printer in the U.S.A. • Fast 80 characters per second
- 40, 46, 66, 80, 96, or 132 characters per line spacing • Prints labels, letters, graphs, and tables
- List your programs • Print out data from modem services

**Deluxe  
COMSTAR F/T  
PRINTER — \$279.00**

The Comstar is an excellent addition to any micro-computer system. (Interfaces are available for Apple, VIC-20, Commodore-64, Pet, Atari 400 and 800, and Hewlett Packard) At only \$279, the Comstar gives you print quality and features found only on printers costing twice as much. Compare these features.

• **BI-DIRECTIONAL PRINTING** with a LOGIC SEEKING CARRIAGE CONTROL for higher through-put in actual text printing. 80 characters per second.

• **PRINTING VERSATILITY:** standard 96 ASCII character set plus block graphics and international scripts. An EPROM character generator includes up to 224 characters.

• **INTERFACE FLEXIBILITY:** Centronics is standard. Options include EIA RS232C, 20mA Current Loop. (Add \$20.00 for RS232)

• **LONG LIFE PRINT HEAD:** 100 million character life expectancy.

• **THREE SELECTABLE CHARACTER PITCHES:** • 10, 12 or 16.5 characters per inch. 132 columns maximum. Double-width font also is standard for each character pitch.

• **THREE SELECTABLE LINE SPACINGS:** 6, 8 or 12 lines per inch.

• **PROGRAMMABLE LINE FEED:** programmable length from 1/144 to 255/144 inches.

• **VERTICAL FORMAT CONTROL:** programmable form length up to 127 lines, useful for short or over-sized preprinted forms.

• **FRICTION AND TRACTOR FEED:** will accept single sheet paper.

• **224 TOTAL CHARACTERS**

• **USES STANDARD SIZE PAPER**

if you want more try —

**Premium Quality  
COMSTAR FIT SUPER-10"  
PRINTER — \$329.00**

More Features Than MX-80  
For \$250 Less

For \$329.00 you get all of the features of the Comstar plus 10" carriage, 100 cps, 9 x 9 dot matrix with double strike capability for 18 x 18 dotmatrix. High resolution bit image (120 x 144 dot matrix), underlining, backspacing, 2.3K buffer, left and right margin settings, true lower descenders, with super and subscripts, and prints standard, Italic, Block Graphics, special characters, plus 2K of user definable characters. For the ultimate in price performance the Comstar F/T Super 10" leads the pack!

**80 COLUMN PRINTER \$199**

Super silent operation, 60 CPS, prints Hi-resolution graphics and block graphics, expanded character set, exceptionally clear characters, fantastic print quality, uses inexpensive thermal roll paper!

**Double  
Immediate Replacement  
Warranty**

We have doubled the normal 90 day warranty to 180 days. Therefore if your printer fails within "180 days" from the date of purchase you simply send your printer to us via United Parcel Service, prepaid. We will IMMEDIATELY send you a replacement printer at no charge via United Parcel Service, prepaid. This warranty, once again, proves that WE LOVE OUR CUSTOMERS!

**15 DAY FREE TRIAL**

**OTHER OPTIONS**

Extra Ribbons .....	\$ 5.95
Roll Paper Holder .....	32.95
Roll Paper .....	4.95
5000 Labels .....	19.95
1100 Sheets Fan Fold Paper.....	13.95

Add \$20.00 shipping, handling and insurance. Illinois residents please add 6% tax. Add \$40.00 for CANADA, PUERTO RICO, HAWAII, ALASKA orders. WE DO NOT EXPORT TO OTHER COUNTRIES. Enclose cashiers check, money order or personal check. Allow 14 days for delivery, 2 to 7 days for phone orders, 1 day express mail available!! Canada orders must be in U.S. dollars.

**PROTECTO  
ENTERPRIZES** (WE LOVE OUR CUSTOMERS)  
BOX 550, BARRINGTON, ILLINOIS 60010  
Phone 312/382-5244 to order

**COMSTAR F/T**

ABCDEFGHIJKLMN OPQRSTUVWXYZ abcdefghijkl  
lmnopqrstuvwxyz 1234567890  
ABCDEFGHIJKLMN OPQRSTUVWXYZ abcdefghijklmnopqrstuvwxyz 1234567890

**SUPER-10"**

ABCDEFGHIJKLMN OPQRSTUVWXYZ  
ABCDEFGHIJKLMN OPQRSTUVWXYZ 1234567890

ware Report Card/Elementary evaluated 22 programs, including 16 for the Apple, 11 for the Atari, seven for the PET/CBM, and seven for the TRS-80 (many programs are designed to run on more than one computer).

Courseware Report Card/Secondary also evaluated 22 programs – 18 for the Apple, eight for the Atari, seven for the PET/CBM, and ten for the TRS-80. Future editions of the Courseware Report Card promise to be quite interesting: software publishers will have opportunity to respond to reviews, and teachers and administrators will have a chance to hear corroborating or dissenting opinions. A forum for such a dialogue is a welcome addition for people excited about possibilities in educational microcomputing.

Courseware Report Card

(five issues per year)

Educational Insights, Inc.

150 W. Carob St.

Compton, CA 90220

Elementary Edition \$49.50

Secondary Edition \$49.50

both editions \$95

single copies \$12.50

## Educational Software Directory

The Educational Software Directory is designed to help educators determine exactly what software is available in their subject area. It can answer such questions as "How can I use the computer when teaching a poetry class?" or "Is there any software available for the PET that teaches grammar?" It tells what software is available, but makes no attempt to evaluate it.

The directory covers programs for grades kindergarten through 12 and includes all categories of educational software (except programs intended primarily for administrative purposes). Software selected for inclusion in the directory met a set of criteria: the software had to be usable for the grade level for which it was intended, the

subject matter had to be appropriate to the learning environment and to the computer medium itself, and the listing of the software in the catalog had to be clear and complete. No software was actually examined in the process of compiling the directory; descriptions given in software catalogs were used instead.

Software listed in the directory includes general software (encompassing more than one subject), basic living skills, business education, computer literacy, courseware development (teacher utilities), fine arts, foreign language, language arts, library skills, math, science, and social studies. Each entry in the directory contains the program name, publisher's name, availability (which suppliers sell it), release date, grade level, hardware configuration required, storage medium (diskette or cassette), the computer language it's written in, price, availability of the source code (original program code), and a description of the program.

The value of this book results from the ease with which information can be found. *Educational Software Directory* is excellent. It has both a subject and a title index and cover markings to allow the user to locate a specific subject quickly. Addresses and the policies of publishers and distributors of educational software are also listed, making purchase of desired software easy.

Educational Software Directory  
Libraries Unlimited, Inc.  
P.O. Box 263  
Littleton, CO 80160  
\$22.50

©

---

## Legionnaire For Atari

E. P. McMahon

Chris Crawford has created a playable, fast, and enjoyable war game called *Legionnaire*. This game is sure to be compared with his magnum opus, *Eastern Front*, and, indeed, there are some similarities. He has retained the attractive features of fine-scrolling across a detailed map and the simple joystick input command concept from *Eastern Front*. But there are significant differences. The most striking difference is that *Legionnaire* is realtime. That is, once START is pressed, the enemy launches its attack and does not stop until the game is over.

*Legionnaire* is a simulation of Roman-barbarian conflict during Julius Caesar's campaigns in Gaul. You define the scenario by selecting one to ten legions to command. Of the ten, two are cavalry, Crassus and Labienus, and the rest are infantry. Caesar's legion, the Tenth, is the strongest and steadiest.

After choosing the number of legions you wish to command, you must select the tribes of barbarians to be the enemy. The barbarians come as infantry and cavalry, and range from the inept Aedui and sword-fodder Auscii up to the very challenging Helvetii and Huns. Once the order of battle is defined (by joystick), each group of combatants is placed on the map in (almost) random locations.

### The Barbarians Are On The March

Before pressing START, you

**COMPUTE!**

**TOLL FREE  
Subscription  
Order Line**

**800-334-0868**


In NC 919-275-9809

move the hollow square cursor over the map to locate the units and inspect the terrain so you can plan your strategy. Roman units appear in an orange-pink color, and the barbarians are blue. Infantry is symbolized by swords, cavalry by horse heads, and Caesar's unit by an eagle. As you move the cursor to the edge of the screen, the map will fine-scroll under the cursor to show the entire 2¼ by 3½ screen map. Details on the map include effectively visual elevation contour lines and various forest symbols.

Now push START. A drum-beat signals that the barbarians are on the march. They continue to march and attack until they are all eliminated or until Caesar is destroyed. They march whether or not you give orders to your troops. It is in this sense that the game is played in realtime.

Let's examine the differences from *Eastern Front* for a moment. *Legionnaire's* continuous action and ten units make it a reasonably fast game (it takes roughly between 2 to 15 minutes to play). It is fast enough when battle is joined to keep the interest of an arcade-game aficionado, but it also rewards good tactics enough to give those of us with slower reflexes a chance to win. Good tactics lead to fewer command corrections or panic moves.

While commanding your units, you should be aware of the effects of fatigue, slope, forests, and the differences in direct and flank attacks. Some units tire easily when marching or fighting and must rest to recover strength. Some units break up easily and should be backed up and given a chance to reorganize. Some are better at defense than offense. All these characteristics are spelled out in the 20-page booklet that accompanies the game. The booklet also has short sections on getting started, Caesar's campaigns, and helpful tactics.



*Legionnaire*

## The Legion That Has Trouble Standing Up

Crawford points out that the traits of each tribe are fictitious and are not meant to be historically precise, but do offer you a wide selection of game scenarios. By the way, as you choose more and more legions to command, the added legions are, generally, less and less capable. On your tenth pick, you get Sabinus, whose legion has trouble standing up, let alone fighting. Oh yes. For every legion you pick, the enemy gets two units: one infantry and one cavalry. That can make things interesting.

You might want to play your first game against the Aedui and Auscii to become familiar with the mechanics of the game. Count the loss of any of your units against these tribes as a devastating defeat, and aim for a score in the 30s.

On the other hand, choose the Huns as opponents only when you want the ultimate challenge, feel lucky, and want to play for the least negative score. It doesn't matter which tribe you select for the enemy infantry. The Huns will get to you first and the game will be over before the infantry arrives. When I can reduce the Huns from five to three units before losing, I consider it a success.

The middle choices are fun. One of the most enjoyable games I played was against the Senones ("average troops... neither aggressive nor steady... unreliable when attacked from the flanks

or the rear") and the Nervii ("most circumspect...generals value preparation...do not recover from combat shock easily"). The random placement was favorable, and allowed me to deploy my five units in good order at the top of a hill and then rest before the Nervii cavalry arrived.

I counterattacked their uphill charge and hit their flanks with Crassus and Labienus. They broke, and I eventually conquered them with the loss of only one unit, but with permanent reduction in strength to my remaining units. By this time I was on low ground, so I fell back to the forests and allowed the Senones to tire from marching.

They did not immediately attack when they got close, but stopped to rest to rebuild their strength, so I had to attack before they recovered too much. Since the enemy was tired, I was able to break their units away from each other one by one and use the speed of Caesar and the cavalry to surround and then reduce each unit. Without too much fight left in any of my units, I finally won.

*Legionnaire* is not the historical simulation that *Eastern Front* is, but I think it will appeal to a much broader audience because the game is faster-paced, has fewer units to control, and is, therefore, a faster game. The choice of scenarios makes the game rich enough to hold your interest and offers a variety of skill levels. *Legionnaire* is an entertaining, attractive game in which thinking is more important than fast reflexes.

*Legionnaire* comes on cassette tape for the Atari 400 and 800, and requires at least 16K RAM.

*Legionnaire*  
Avalon Hill Game Co.  
Microcomputer Games Division  
4517 Harford Road  
Baltimore, MD 21214  
\$35

# Lyc0 Computer Marketing & Consultants

TO ORDER

TOLL FREE 800-233-8760

CALL US

In PA 1-717-398-4079

## PERCOM DRIVE

SINGLE DRIVE AT88 .....	\$359.00
ADD ON.....	\$289.00
SINGLE DRIVE 40S1 .....	\$479.00
ADD ON.....	\$329.00
DUAL DRIVE 40S2 .....	\$845.00
DUAL HEAD SINGLE DRIVE 44S1 ...	\$649.00
DUAL HEAD DUAL DRIVE 44S2 ....	\$989.00

### HARD DISK DRIVES for

<b>APPLE</b>	<b>IBM-PC</b>	<b>TRS-80*</b>
5 MEGABYTE DRIVE .....		\$1099.75
10 MEGABYTE DRIVE .....		\$1399.75
15 MEGABYTE DRIVE .....		\$1799.75
20 MEGABYTE DRIVE .....		\$2275.75

\*Add \$30.00 for TRS-80 Drives

### BLANK DISKETTES

ELEPHANT .....	\$18.25
MAXELL MDI .....	\$32.75
MAXELL MDII .....	\$42.75

DISK CASE .....	(holds 10) .....	\$4.95
DISK CASE .....	(holds 50) .....	\$19.75
ROM CASE .....	(holds 10) .....	\$19.75

CALL for PRICES on  
RANA DISK DRIVES  
MICROMAINFRAME DRIVES

### EDUCATIONAL SOFTWARE

STATES & CAPITALS .....	\$12.75
EUROPEAN COUNTRIES .....	\$12.75
FRENCH .....	\$45.00
GERMAN .....	\$45.00
SPANISH .....	\$45.00
ALIEN ENCOUNTER.....	\$25.75
GULP.....	\$25.75
FRENZY.....	\$25.75
BATTLING BUGS .....	\$25.75
COMPU-MATH .....	\$23.75
COMPU-READ.....	\$23.75
ADDITION.....	\$14.95
ANALOGIES.....	\$14.95
LET'S SPELL.....	\$14.95
MEMORY BUILDER.....	\$14.95
MINICROSSWORD.....	\$14.95
NUMBER SERIES.....	\$14.95
PRESCHOOL IQ BUILDER.....	\$14.95
READING COMP .....	\$14.95
SAMMT the SEA SERPENT.....	\$14.95
SPELLING BUILDER.....	\$14.95
STORY BUILDER.....	\$14.95
VOCABULARY ONE .....	\$14.95
VOCABULARY TWO.....	\$14.95
WORD SEARCH .....	\$14.95
PLAYER MISSILE .....	\$24.75
MATH for FUN .....	\$13.95
MUSIC LESSON .....	\$24.95
FIGURE FUN.....	\$24.95

### MONITORS

NEC JB1260 .....	\$125.00
NEC JB1201 .....	\$155.00
NEC TC1201 .....	\$315.00
AMDEK 300G .....	\$159.00
AMDEK COLOR I.....	\$289.00

### MODEMS

ANCHOR MARK I ....	\$79.00
ANCHOR MARK II....	\$79.00
HAYES SMART .....	\$239.00
HAYES MICRO II ....	\$309.00
CAT .....	\$144.00
J-CAT .....	\$ CALL \$

### INTERFACING AVAILABLE

APPLE DUMPLING GX.....	\$99.75
APPLE DUMPLING 64...(16 Buffer)...	\$179.75

	ATARI	APPLE	VIC
EPSON .....	\$35.00	\$79.00	\$65.00
CITOH .....	\$35.00	\$79.00	\$65.00
NEC .....	\$35.00	\$79.00	\$65.00
OKIDATA .....	\$35.00	\$79.00	\$65.00
GEMINI .....	\$35.00	\$79.00	\$65.00
SMITH CORONA.....	\$35.00	\$79.00	\$65.00

### PRINTER RIBBONS

PROWRITER.....	\$9.95
NEC .....	2/\$19.75
SMITH CORONA ...	\$8.50
EPSON .....	\$10.95

## SAVE on these in-stock PRINTERS

GEMINI 10 .....	\$319.00
PROWRITER .....	\$375.00
NEC 8023A .....	\$ 429.00
OKIDATA 92.....	\$489.00

OKIDATA 82 .....	\$399.00
OKIDATA 83 .....	\$639.00
OKIDATA 84P.....	\$959.00
OKIDATA 93 .....	\$819.00
TRACTOR.....	\$49.75

PROWRITER 2P.....	\$699.00
GEMINI 15 .....	\$449.00
STARWRITER.....	\$1269.00
PRINTMASTER....	\$1589.00
SMITHCORONATP1...	\$549.00

### COMPUTER COVERS

800.....	\$6.99
810.....	\$6.99
400.....	\$6.99
410.....	\$6.99

16K ATARI RAM.....	\$49.75
32K RAM .....	\$69.75
48K RAM .....	\$99.75
64K RAM .....	\$129.75
128K RAM DISK ....	\$399.75
80 Colum Screen Board .....	\$279.75
400 KEY BOARD....	\$89.75
TECHNICAL NOTES...	\$29.75

# Lycy Computer Marketing & Consultants


TO ORDER  
CALL US

TOLL FREE 800-233-8760  
In PA 1-717-398-4079

## 800 48K... \$459.00

with purchase of Programmer.....\$49.00

FREE CATALOG with over 60 manuf. for ATARI



A Warner Communications Company

### ATARI HARDWARE

810 DISK DRIVE.....	\$419.00
410 RECORDER.....	\$75.00
1010 RECORDER.....	\$75.00
850 INTERFACE.....	\$164.00
400 16K.....	\$199.75
400 64K.....	\$349.75
1200 64K.....	\$CALL
1025 PRINTER.....	\$419.75

### PACKAGES

CX482 EDUCATOR.....	\$109.75
CX 483 PROGRAMMER.....	\$51.75
CX488 COMMUNICATOR.....	\$219.00
CX419 BOOKEEPER.....	\$164.75
KX7104 ENTERTAINER.....	\$63.75
De Re ATARI.....	\$19.75

### SOFTWARE

OIX.....	\$31.75
CXL4012 MISSILE COMMAND.....	\$25.75
CXL4013 ASTEROID.....	\$25.75
CXL4020 CENTIPEDE.....	\$29.75
CXL4022 PACMAN.....	\$29.75
CXL4011 STAR RAIDER.....	\$29.75
CXL4004 BASKETBALL.....	\$25.75
CXL4006 SUPER BREAKOUT.....	\$25.75
CXL4008 SPACE INVADER.....	\$25.75
CX8130 CAVERNS OF MARS.....	\$27.75
CXL4007 MUSIC COMPOSER.....	\$33.75
CXL4002 ATARI BASIC.....	\$45.75
CX8126 MICROSOFT.....	\$65.75
CXL4003 ASSEMBLER EDITOR.....	\$45.75
CX8126 MACRO ASSEMBLER.....	\$69.75
CX415 HOME FILING MANAGER.....	\$41.75
GALAXIAN.....	\$29.75
DEFENDER.....	\$29.75
DIG DUG.....	\$29.75
SPEED READING.....	\$53.75
ATARI WRITER.....	\$54.75
BOOKKEEPER.....	\$102.75
CX4018 PILOT HOME.....	\$54.75
CX 405 PILOT EDUCATOR.....	\$91.75
CX404 WORD PROCESSING.....	\$99.75

### BUSINESS SOFTWARE

VISICALC.....	\$159.75
LETTER PERFECT.....	\$115.75
LETTER PERFECT (ROM).....	\$149.75
DATA PERFECT.....	\$99.75
TEXT WIZZARD.....	\$79.75
SEPLL WIZZARD.....	\$64.75
FILE MANAGER 800+.....	\$69.75
HOME FILING MANAGER.....	\$41.75
BOOKKEEPER.....	\$119.75
C.R.I.S.....	\$199.75
ATARI WORD PRO.....	\$109.75
TAX ADVANTAGE.....	\$35.75
HOME ACCOUNTANT.....	\$59.75

## ATARI 810 . \$409.

### ENTERTAINMENT SOFTWARE

MINER 2049er.....	\$32.75
ZAXXON.....	\$29.75
MONKEY WRENCH II.....	\$52.75
CRISIS MOUNTAIN.....	\$25.95
WARLOCKS REVENGE.....	\$25.95
CHOPLIFTER.....	\$22.75
TEMPLE OF ASPHI.....	\$26.75
STAR WARRIOR.....	\$26.75
INVASION ORION.....	\$19.75
KING ARTHUR'S HEIR.....	\$22.75
RESCUE AT RIGEL.....	\$22.75
PACIFIC COAST.....	\$23.75
CANYON CLIMBER.....	\$23.75
CLOWNS & BALLOONS.....	\$23.75
MICRO PAINTER.....	\$23.75
SANDS OF EGYPT.....	\$23.75
APPLE PANIC.....	\$21.75
SERPENTINE.....	\$25.75
STAR BLAZER.....	\$24.75
WIZARD & PRINCESS.....	\$22.75
FROGGER.....	\$22.75
CROSS FIRE.....	\$32.75
SAM SPEECH.....	\$45.75
VOICE BOX II.....	\$125.75
GORF (ROM).....	\$29.75
WIZARD OF WAR.....	\$26.75
PREPPIE 2.....	\$19.75
STRATOS.....	\$23.75
SEA DRAGON.....	\$23.75
POOL 1.5.....	\$24.75
POOL 400.....	\$28.75
SPEEDWAY BLAST.....	\$28.75
BAJA BUGGY.....	\$23.75
STARBOWL FOOTBALL.....	\$28.75
SUBMARINE COMMANDER.....	\$34.75
JUMBO JET.....	\$34.75
KICKBACK.....	\$34.75
SOCCER.....	\$34.75
SHAMUS.....	\$22.75
SLIME.....	\$22.75

### NEW RELEASES

BANK STREET WRITER.....	\$49.75
JUMPMAN.....	\$26.75
PHAROAH'S CURSE.....	\$24.75
FORT APOCALYPSE.....	\$24.75
ELIMINATOR.....	\$18.75

### BOOK of ATARI SOFTWARE 1983

346 pages.....\$16.75

### JOYSTICKS

POINT MASTER.....	\$12.75
-------------------	---------

### WICO

#### APPLE - VIC - ATARI - TI

COMMAND CONTROL.....	\$23.75
RED BALL.....	\$26.75
TRACK BALL.....	\$52.75
EXTENSION CORD.....	\$9.75
APPLE ADAPTOR.....	\$18.95
T.I. ADAPTOR.....	\$9.95



VIC 20.....	\$CALL
VIC 64.....	\$CALL
1542 DISK DRIVE.....	\$339.75
1525 PRINTER.....	\$339.75
1530 DATASETTE.....	\$69.75
1110 8K RAM.....	\$53.75
1211 SUPER EXPANDER.....	\$53.75
1212 PROGRAMMERS AID.....	\$44.75
1213 VICMON.....	\$44.75
VIC 20 DUST COVER.....	\$6.99
VIC 64 DUST COVER.....	\$6.99
CASSETTE INTERFACE.....	\$29.75
6 SLOT EXPANSION.....	\$89.75
3 SLOT EXPANSION.....	\$29.75



POLICY



In-Stock items shipped within 24 hours of order. Personal checks require four weeks clearance before shipping. No deposit for COD orders. PA residents add sales tax. All products subject to availability and price change. Advertised prices show 4% discount offered for cash. Add 4% for Mastercard and Visa.

TO ORDER  
CALL TOLL FREE  
**800-233-8760**  
In PA 1-717-398-4079  
or send order to  
Lycy Computer  
P.O. Box 5088  
Jersey Shore, PA 17740

# How To Type COMPUTE!'s Programs

Many of the programs which are listed in **COMPUTE!** contain special control characters (cursor control, color keys, inverse video, etc.). To make it easy to tell exactly what to type when entering one of these programs into your computer, we have established the following listing conventions. There is a separate key for each computer. Refer to the appropriate tables when you come across an unusual symbol in a program listing. If you are unsure how to actually enter a control character, consult your computer's manuals.

## Atari 400/800

Characters in inverse video will appear like: **COMPUTER**  
Enter these characters with the Atari logo key, (A).

When you see	Type	See
(CLEAR)	ESC SHIFT <	↵ Clear Screen
(UP)	ESC CTRL -	↑ Cursor Up
(DOWN)	ESC CTRL =	↓ Cursor Down
(LEFT)	ESC CTRL +	← Cursor Left
(RIGHT)	ESC CTRL *	→ Cursor Right
(BACK S)	ESC DELETE	⏪ Backspace
(DELETE)	ESC CTRL DELETE	⏩ Delete character
(INSERT)	ESC CTRL INSERT	⏪ Insert character
(DEL LINE)	ESC SHIFT DELETE	⏩ Delete line
(INS LINE)	ESC SHIFT INSERT	⏪ Insert line
(TAB)	ESC TAB	→ TAB key
(CLR TAB)	ESC CTRL TAB	⏩ Clear tab
(SET TAB)	ESC SHIFT TAB	⏪ Set tab stop
(BELL)	ESC CTRL 2	🔔 Ring buzzer
(ESC)	ESC ESC	⏪ ESCape key

Graphics characters, such as CTRL-T, the ball character ● will appear as the "normal" letter enclosed in braces, e.g. (T).

A series of identical control characters, such as 10 spaces, three cursor-lefts, or 20 CTRL-R's, will appear as (10 SPACES), (3 LEFT), (20 R), etc. If the character in braces is in inverse video, that character or characters should be entered with the Atari logo key. For example, (■) means to enter a reverse-field heart with CTRL-comma, (5■) means to enter five inverse-video CTRL-U's.

## Commodore PET/CBM/VIC

Please refer to "A Beginner's Guide To Typing In Programs" for an explanation of the changes in Commodore listing conventions.

Generally, any PET/CBM/VIC program listings will contain bracketed words which spell out any special characters: (DOWN) would mean to press the cursor-down key; (3DOWN) would mean to press the cursor-down key three times.

To indicate that a key should be *shifted* (hold down the SHIFT key while pressing the other key), the key would be underlined in our listing. For example, S would mean to type the S key while holding the shift key. This would result in the "heart" graphics symbol appearing on your screen. Some graphics characters are inaccessible from the keyboard on CBM Business models (32N, 8032).

Sometimes in a program listing, especially within quoted text when a line runs over into the next line, it is difficult to tell where the first line ends. How many times should you type the SPACE bar? In our convention, when a line breaks in this way, the ~ symbol shows exactly where it broke.

### All Commodore Machines

Clear Screen {CLEAR}	Cursor Left {LEFT}
Home Cursor {HOME}	Insert Character {INST}
Cursor Up {UP}	Delete Character {DEL}
Cursor Down {DOWN}	Reverse Field On {RVS}
Cursor Right {RIGHT}	Reverse Field Off {OFF}

## VIC/CBM 64 Conventions

Set Color To Black {BLK}	Function Two {F2}
Set Color To White {WHT}	Function Three {F3}
Set Color To Red {RED}	Function Four {F4}
Set Color To Cyan {CYN}	Function Five {F5}
Set Color To Purple {PUR}	Function Six {F6}
Set Color To Green {GRN}	Function Seven {F7}
Set Color To Blue {BLU}	Function Eight {F8}
Set Color To Yellow {YEL}	Any Non-implemented Function {NIM}
Function One {F1}	

To enter any color code, hold down CTRL and press the appropriate color key. Use CTRL-9 for RVS on and CTRL-0 for RVS off.

## 8032/Fat 40 Conventions

Set Window Top {SET TOP}	Erase To Beginning {ERASE BEG}
Set Window Bottom {SET BOT}	Erase To End {ERASE END}
Scroll Up {SCR UP}	Toggle Tab {TGL TAB}
Scroll Down {SCR DOWN}	Tab {TAB}
Insert Line {INST LINE}	Escape Key {ESC}
Delete Line {DEL LINE}	

When you see an underlined character in a PET/CBM/VIC program listing, you need to hold down SHIFT as you enter it. Since the VIC-20 and Commodore 64 have fewer keys than the PET/CBM, some graphics are grouped with other keys and have to be entered by holding down the Commodore key. If you see any of the symbols in the left column underlined in a listing, hold down the Commodore key and enter the symbol in the right column. Just use SHIFT to enter all other underlined characters.

! K	← *	1 E
" I	↑ PI	2 R
# T	· S	3 W
\$ @	- Z	4 H
% G	= X	5 J
' M	< C	6 L
& +	> V	7 Y
\ -	/ D	8 U
? F	/ P	9 I
; B	* N	@ SHIFT*
( £	+ Q	[ SHIFT+
) SHIFT-£	0 A	] SHIFT-

## Apple II / Apple II Plus

All programs are in Applesoft BASIC, unless otherwise stated. Control characters are printed as the "normal" character enclosed in brackets, such as (D) for CTRL-D. Hold down CTRL while pressing the control key. You will not see the special character on the screen.

### TRS-80 Color Computer

No special characters are used, other than lowercase. When you see letters printed in inverse video (white on black), press SHIFT-0 to enter the characters, and then press SHIFT-0 again to return to normal uppercase typing.

### Texas Instruments 99/4

No special control characters are used. Enter all programs with the ALPHA lock on (in the down position). Release the ALPHA lock to enter lowercase text.

### Timex TS-1000, Sinclair ZX-81

Study your computer manual carefully to see how to enter programs. Do not type in the letters for each command, since your machine features single keystroke entry of BASIC commands. You may want to switch to the FAST mode (where the screen blanks) while entering programs, since there will be less delay between lines. (If the blanking screen bothers you, switch to the SLOW mode.)


# AARDVARK — THE ADVENTURE PLACE

TRS-80 COLOR    COMMODORE 64    VIC-20    SINCLAIR/TIMEX    TI99

## WE CARRY MORE THAN ADVENTURES!! MAXI-PROS WORD PROCESSING **NEW**

The easiest to use word processor that I know of. Has all the features of a major word processor (right and left margin justification, page numbering, global and line editing, single, double, triple spacing, text centering, etc.) at a very cheap price because we wrote it in BASIC. Includes 40 page manual and learning guide. Easily modified to handle almost any printer combination. Available on disk or tape for VIC20, COMMODORE64, and TRS-80 COLOR computer. Requires 13k RAM on Vic, 16k EXTENDED on TRS-80 COLOR. **NEW**  
\$19.95 on tape \$24.95 on disk.

**GENERAL LEDGER** — Complete bookkeeping for a small business. Disk required. For Vic20 (13k), Commodore64, TRS-80 COLOR (16k EXTENDED). \$69.95 (Send \$1.00 for manual before ordering.)



**LABYRINTH** — 16K EXTENDED COLOR BASIC — With amazing 3D graphics, you fight your way through a maze facing real time monsters. The graphics are real enough to cause claustrophobia. Similar game for Timex/Sinclair 16k — hunting treasure instead of monsters \$14.95.



**ADVENTURE WRITING/DEATHSHIP** by Rodger Olsen — This is a data sheet showing how we do it. It is about 14 pages of detailed instructions how to write your own adventures. It contains the entire text of Deathship. Data sheet - \$3.95. NOTE: Owners of TI99, TRS-80, TRS-80 Color, and Vic 20 computers can also get Deathship on tape for an additional \$5.00.

**Dealers**—We have the best deal going for you. Good discounts, exchange programs, and factory support. Send for Dealer Information.

**Authors**—Aardvark pays the highest commissions in the industry and gives programs the widest possible advertising coverage. Send a Self Addressed Stamped Envelope for our Authors Information Package.

**ADVENTURES** — Adventures are a unique form of computer game. They let you spend 30 to 70 hours exploring and conquering a world you have never seen before. There is little or no luck in Adventuring. The rewards are for creative thinking, courage, and wise gambling — not fast reflexes.

In Adventuring, the computer speaks and listens to plain English. No prior knowledge of computers, special controls, or games is required so everyone enjoys them—even people who do not like computers.

Except for Quest, itself unique among Adventure games, Adventures are non-graphic. Adventures are more like a novel than a comic book or arcade game. It is like reading a particular exciting book where you are the main character.

All of the Adventures in this ad are in Basic. They are full featured, fully plotted adventures that will take a minimum of thirty hours (in several sittings) to play.

Adventuring requires 16k on Sinclair, TRS-80, and TRS-80 Color. They require 8k on OSI and 13k on VIC-20. Sinclair requires extended BASIC. Now available for TI99.

**TREK ADVENTURE** by Bob Retelle — This one takes place aboard a familiar starship and is a must for trekkies. The problem is a familiar one — The ship is in a "decaying orbit" (the Captain never could learn to park!) and the engines are out (You would think that in all those years, they would have learned to build some that didn't die once a week). Your options are to start the engine, save the ship, get off the ship, or die. Good Luck.

Authors note to players — I wrote this one with a concordance in hand. It is very accurate — and a lot of fun. It was nice to wander around the ship instead of watching it on T.V.

**DERELICT** by Rodger Olsen and Bob Anderson — For Wealth and Glory, you have to ransom a thousand year old space ship. You'll have to learn to speak their language and operate the machinery they left behind. The hardest problem of all is to live through it.

Authors note to players — This adventure is the new winner in the "Toughest Adventure at Aardvark Sweepstakes". Our most difficult problem in writing the adventure was to keep it logical and realistic. There are no irrational traps and sudden senseless deaths in Derelict. This ship was designed to be perfectly safe for its' builders. It just happens to be deadly to alien invaders like you.

**Dungeons of Death** — Just for the 16k TRS-80 COLOR, this is the first D&D type game good enough to qualify at Aardvark. This is serious D&D that allows 1 to 6 players to go on a Dragon Hunting, Monster Killing, Dungeon Exploring Quest. Played on an on-screen map, you get a choice of race and character (Human, Dwarf, Soldier, Wizard, etc.), a chance to grow from game to game, and a 15 page manual. At the normal price for an Adventure (\$14.95 tape, \$19.95 disk), this is a giveaway.

**PYRAMID** by Rodger Olsen — This is one of our toughest Adventures. Average time through the Pyramid is 50 to 70 hours. The old boys who built this Pyramid did not mean for it to be ransacked by people like you.

Authors note to players — This is a very entertaining and very tough adventure. I left clues everywhere but came up with some ingenious problems. This one has captivated people so much that I get calls daily from as far away as New Zealand and France from bleary eyed people who are stuck in the Pyramid and desperate for more clues.

**MARS** by Rodger Olsen — Your ship crashed on the Red Planet and you have to get home. You will have to explore a Martian city, repair your ship and deal with possibly hostile aliens to get home again.

Authors note to players — This is highly recommended as a first adventure. It is in no way simple—playing time normally runs from 30 to 50 hours — but it is constructed in a more "open" manner to let you try out adventuring and get used to the game before you hit the really tough problems.



**QUEST** by Bob Retelle and Rodger Olsen — THIS IS DIFFERENT FROM ALL THE OTHER GAMES OF ADVENTURE!!!! It is played on a computer generated map of Alesia. You lead a small band of adventurers on a mission to conquer the Citadel of Moorlock. You have to build an army and then arm and feed them by combat, bargaining, exploration of ruins and temples, and outright banditry. The game takes 2 to 5 hours to play and is different each time. The TRS-80 Color version has nice visual effects and sound. Not available on OSI. This is the most popular game we have ever published.

32K TRS 80 COLOR Version \$24.95.  
Adds a second level with dungeons and more Questing.

### PRICE AND AVAILABILITY:

All adventures are \$14.95 on tape. Disk versions are available on VIC/COMMODORE and TRS-80 Color for \$2.00 additional. \$2.00 shipping charge on each order.

*Please specify system on all orders*

ALSO FROM AARDVARK — This is only a partial list of what we carry. We have a lot of other games (particularly for the TRS-80 Color and OSI), business programs, blank tapes and disks and hardware. Send \$1.00 for our complete catalog.

## AARDVARK

2352 S. Commerce, Walled Lake, MI 48088 / (313) 669-3110

Phone Orders Accepted 8:00 a.m. to 4:00 p.m. EST. Mon.-Fri.



TRS-80 COLOR

TIMEX/SINCLAIR

COMMODORE 64

VIC-20

\$2.00 shipping on each order

# A Beginner's Guide To Typing In Programs

## A Change In Commodore Listing Conventions

Commodore owners may notice some slightly unfamiliar characters in a few of the programs this month. We're making a transition to new listing conventions for Commodore machines which should make typing in listings easier.

By next month, all listings will conform to the new conventions. Most of the changes should be fairly easily understood. Brackets still indicate special characters, although a few labels have been changed to make them more nearly match their equivalent keys. For example, {CLEAR} has been replaced with {CLR}. In the old conventions, underlining was used to indicate both shifted characters and (for the VIC and 64) graphics characters accessed with the Commodore logo key. In the new conventions, underlining is used *only* to indicate characters which should be typed while holding down the SHIFT key.

A new set of brackets has been introduced to indicate characters accessed with the Commodore logo key. Whenever you see a character surrounded by [X], you should hold down the Commodore logo key and type the indicated key. For example, the graphics ball character is represented by [Q]. As with the other brackets, a character preceded by a number indicates how many times you should type the specified character. For example, [22 T] means to hold down the Commodore key and type T twenty-two times.

## BASIC Programs

Computers can be picky. Unlike the English language, which is full of ambiguities, BASIC usually has only one "right way" of stating something. Every letter, character, or number is significant. Also, you must enter all punctuation such as colons and commas just as they appear in the magazine. Spacing can be important. To be safe, type in the listings *exactly* as they appear.

## Brackets And Special Characters

The exception to this typing rule is when you see the curved bracket, such as "{DOWN}". Anything within a set of brackets is a special character or characters that cannot easily be listed on a printer. When you come across such a special statement, refer to the appropriate key for your computer. For example, if you have an Atari, refer to the "Atari" section in "How to Type COMPUTE!'s Programs."

## About DATA Statements

Some programs contain a section or sections of DATA statements. These lines provide information needed by the program. Some DATA statements contain actual programs (called machine language); others contain graphics codes. These lines are especially sensitive to errors.

If a single number in any one DATA statement is mistyped, your machine could "lock up," or "crash." The keyboard, break key, and RESET (or STOP) keys may all seem "dead," and the screen may go blank. Don't panic - no damage is done. To regain control, you have to turn off your computer, then turn it back on. This will erase whatever program was in memory, so always SAVE a copy of your program before you RUN it. If your computer crashes, you can LOAD the program and look for your mistake.

Sometimes a mistyped DATA statement will cause an error message when the program is RUN. The error message may refer to the program line that READs the data. *The error is still in the DATA statements, though.*

## Get To Know Your Machine

You should familiarize yourself with your computer before attempting to type in a program. Learn the statements you use to store and retrieve programs from tape or disk. You'll want to save a copy of your program, so that you won't have to type it in every time you want to use it. Learn to use your machine's editing functions. How do you change a line if you made a mistake? You can always retype the line, but you at least need to know how to backspace. Do you know how to enter inverse video, lowercase, and control characters? It's all explained in your computer's manuals.

## A Quick Review

- 1) Type in the program a line at a time, in order. Press RETURN or ENTER at the end of each line. Use backspace or the back arrow to correct mistakes.
- 2) Check the line you've typed against the line in the magazine. You can check the entire program again if you get an error when you RUN the program.
- 3) Make sure you've entered statements in brackets as the appropriate control key (see "How To Type COMPUTE!'s Programs" elsewhere in the magazine.)



# Now the VIC 20 and 64 can communicate with PET peripherals



## VIC and 64 users

Would you like to be able to access **any** of these peripherals from your computer?

- 1/3 megabyte disks (Commodore 4040 drive)
- 1 megabyte disks (Commodore 8050 drive)
- 10 megabyte disks (Commodore 9090 hard disk)
- Printers including a wide range of inexpensive IEEE and RS232 matrix and quality printers
- IEEE instruments such as volt meters, plotters etc.

Now you are no longer limited by the VIC or the 64's serial bus. Simply by attaching INTERPOD you can vastly increase the power of your VIC 20 and when used with the new 64, INTERPOD turns the computer into a really powerful system.

With INTERPOD the VIC and 64 become capable of running really professional quality software such as Word-processing, Accounting, Instrument control and many more.

INTERPOD will work with any software. No extra commands are required and INTERPOD does not affect your computer in any way.

### Using INTERPOD is as easy as this:

Simply plug INTERPOD into the serial port of your computer, power-up and you are ready to communicate with any number of parallel and serial IEEE devices and any RS232 printer.

INTERPOD costs \$180

# INTERPOD

## Sesame Street And Interactive TV

It was like Super TV. I was sitting in a folding chair in the Grand Ballroom at the Hyatt Regency Hotel in Tampa, Florida. In front of me was a giant TV screen. Behind me was an audience numbering in the hundreds. Nearby were all sorts of mysterious high-technology devices. Writhing across the floor, like rainbow-colored pythons from a tropical rainforest, were dozens of cables.

The room darkened. The screen grew bright.

A big, blue, scruffy-looking creature appeared on the screen. It was Cookie Monster. He was wearing a chef's hat and munching a chocolate chip cookie. Crumbs flew in all directions.

It wasn't TV after all. It was a new computer game from the Children's Computer Workshop (CCW). CCW is a new division of Children's Television Workshop (CTW), the producers of *Sesame Street*, *Electric Company*, *3-2-1 Contact* and other children's educational programs and materials.

Last year CCW released its first four electron learning disk packages:

*Ernie's Quiz* (For children 4 to 7)\*

*Instant Zoo* (Ages 7 to 10)\*

*Spotlight* (Ages 9 to 13)\*

*Mix and Match* (For the whole family)

Each package contains four programs that run on a 48K Apple. The starred packages (\*) require Integer BASIC. The unstarred package (*Mix and Match*) requires Applesoft BASIC. *Ernie's Quiz* and *Spotlight* require paddles. All packages are more effective if you have a color TV. The packages each cost \$49.95. For more information, contact your local Apple dealer, or write:

Apple Computer Company  
20525 Mariani Avenue  
Cupertino, CA 95014  
408/996-1010

### Cookie Monster Munch

Barbara Stewart, a project manager from CCW,

had brought Cookie Monster to the Hyatt Regency Hotel in Tampa. The occasion was the third annual Florida Instructional Computing Conference, one of the largest regional educational computing conferences in the country, held from March 28-30.

Barbara was the conference's keynote speaker. In her speech, she announced that CCW was producing a new line of educational programs for the Radio Shack Color Computer (16K) and for the Atari 2600 VCS computer and game system. CCW plans to develop each cluster of programs on a particular machine and have the computer manufacturer distribute them through its standard outlets. Eventually, at least one set of CCW packages will be available for many of the bestselling computers. In 1983, CCW will be producing 24 children's learning games. Half of the games will be for classroom use, half for home use.

*Cookie Monster Munch* is typical of the new Atari games. The game is a numerical maze game for kids ages three to seven. It comes with a colorful booklet explaining how the game works. The Table of Contents and other sections are all hand printed, as if by Cookie himself. I like the "Note to Parents" at the beginning of the booklet. Also, a symbol of a parent with his or her arm around the shoulders of a child is used throughout the booklet. The symbols are accompanied by suggestions to increase and enrich parent-child interactions with the computer and *with each other*.

And how do the kids and their parents interact with the computer? They use the new Atari Kid's Controller. CCW worked with Atari to develop the Controller. It's a large numerical keypad with big buttons and is very sturdy. It plugs into the left controller jack at the back of the Atari 2600 VCS and is an easy-to-use keyboard or joystick for game play. Each CCW package contains a colorful plastic overlay that fits atop the Kid's Controller.

# Complete Personal Accountant: we've made the best much more friendly.

If you have any doubts that we offer the best and most complete personal financial package available, look over the features listed below. Now we have the only package with **full screen editing** for Atari 400/800\*, TRS-80 COLOR, Commodore 64\* and VIC-20; the ability to move the cursor in any direction makes our accountant-designed package even more friendly than before. No one else offers all of these:

1. CHECKBOOK MAINTENANCE — automatically balances your checkbook with each entry; manages checks, charges, deposits, and interest quickly and accurately.
2. CHART OF ACCOUNTS — maximum of user flexibility with up to 99 accounts plus 9 sub-categories may be defined.
3. CHECK SEARCH — multi-reference; tracks items on every field including tax deductibles.
4. NET WORTH/INCOME/EXPENSE STATEMENT — know exactly where you stand; program generates statements with the touch of a key.
5. DETAIL & SUMMARY BUDGET ANALYSIS — an absolute necessity in financial planning.
6. CHECK WRITER — prints personalized checks.\*\*

7. PAYMENTS/APPOINTMENTS CALENDAR — monthly displays of up to 250 bills and 200 appointments.

8. COLOR GRAPH DESIGN PACKAGE — graphs all monthly files.

9. MAILING LIST — maintains all records, sorts by name or zip, allows add/change/delete.

10. FRIENDLY USER MANUAL — complete with indexing, flow charts and diagrams; the most thorough documentation on the market.

This all adds up to the finest personal financial system available — comprehensive enough for a small business.

Less than one hour of data input per month will allow this **menu-driven package** to help you handle your finances with a lot more fun than drudgery.

Plus, ours is the only expandable system; purchase the package in sections and add on as your financial needs grow.

Features 1, 2, 3 and 6: \$39.95 diskette,

\$36.95 cassette; Features 4 and 5: \$29.95 diskette, \$26.95 cassette;

Features 7, 8 and 9: \$29.95 diskette, \$26.95 cassette; or

**save \$19.90 or \$15.90 respectively by buying the entire system for \$79.95 diskette, \$74.95 cassette.**



\*Random Access User Files for Atari

Prices subject to change without notice. See your local dealer or order direct. New catalog available. Add \$3.00 for postage and handling. Credit card orders call toll free:

## 1-800-334-SOFT

DEALER INQUIRIES INVITED

# programmer's institute

a division of **futurehouse**

p.o. box 3470, dept. C, chapel hill, north carolina 27514, 919-967-0861



Cookie Monster's Munch for the Atari.

*Cookie Monster Munch* is a maze game, so the child has to make characters in the game move up and down, left and right, through the maze. Accordingly, the overlay has a big picture of Cookie Monster and designates buttons (hidden underneath the overlay) as movement buttons with big arrows for all four directions. It's so easy to use that even toddlers with small hands and adults with keyboard phobia will be able to play.

Another nice feature of the games is the Read Aloud Story in the beginning of each booklet. With personal computer graphics (especially VCS graphics) still at a relatively primitive level, the images of the Sesame Street characters, like Cookie Monster, are nowhere near as nice looking as they are on TV. But the story helps remedy this problem. *It engages the child's and the parent's imagination, and it gives the simple looking game on the TV display meaning and depth.*

Cookie Monster discovers a chocolate chip cookie garden. He begins running around the garden picking up cookies. He takes the cookies and puts them in his cookie jar. Cookie's intentions are sensible, but he can't resist eating the cookies before he makes it to the jar. A little kid appears – the Cookie Kid. Cookie Kid tries to collect the cookies and put them in the jar before Cookie can eat them.

The paths in the cookie garden are like a maze. There are ten different game levels and mazes. The easier games are one-person games. The harder games are one- and two-person games.

Like the *Sesame Street* TV program, the games are designed as entertaining ways to teach kids prereading skills. The kids get to move Cookie Monster or the Cookie Kid through the mazelike

cookie garden. Tracing the maze pattern while remaining within its borders helps kids practice the hand-eye coordination they'll need for beginning reading and writing. Also they learn to follow directional arrows and become familiar with the relational concepts of up, down, left, and right.

## Peanut Butter Panic

Here are some other new CCW games:

- *Ernie's Magic Shapes*. This is a home game for kids ages three to six that runs on the TRS-80 (16K) Color Computer. Kids help Ernie zap geometric shapes and use them to build colorful figures. The games help kids develop classification skills including matching shapes, recognizing embedded figures, structuring parts of an object into a meaningful whole, and discriminating between similar and different shapes.



Ernie's Magic Shapes on TRS/80 Color Computer 16K.

- *Grover's Number Rover*. This is a home game for kids ages three to six that runs on the (16K) Color Computer. Grover floats across the top of the screen in his Number Rover. The child helps Grover find the answer to his arithmetic problem. When the child discovers the number that solves Grover's problem, Grover picks up that number of Twiddlebugs. This is a humorous part of the game. The Twiddlebugs are upside down.



Grover's Number Rover on TRS/80 Color Computer 16K.

**\$79<sup>00</sup>**

**\$79<sup>00</sup>**

# Let your VIC-20 TALK TO YOU with our Votrax Based "VOICE SYNTHESIZER"



Real Sound  
Adventures  
Talking  
Action  
Games



You can easily program your voice synthesizer to give you real sound adventures and talking action games. With our speech editor you can create words and sentences using easy to read symbols that translate into data statements to be used in your own custom programs.

\* **FREE** — Your choice of \$19.95 Speaker and Cabinet 4" or \$14.95 Voice Editor.

Voice Synthesizer **\$109.00**

Special Synthesizer Speaker \* **Sale \$79.00**

List \$19.95

**Sale \$14.95**


Word Creator Editor Tape and manual \* List \$14.95

**Sale \$9.95**

## **PROTECTO ENTERPRIZES** (WE LOVE OUR CUSTOMERS)

BOX 550, BARRINGTON, ILLINOIS 60010  
Phone 312/382-5244 to order

- **Taxi.** This is a home game for kids ages seven and up that runs on the 16K Color Computer. This is a junior adventure game. Kids get to operate a two-cab company in any one of six cities around the world. They pick up passengers, deliver them to their destinations, and earn fares and tips. The game encourages visual problem-solving in a cooperative environment.



Screen from Taxi game on TRS/80 Color Computer 16K.

- **Peanut Butter Panic.** This is another funny game. It is a home game for kids seven and up that runs on the 16K Color Computer. Two little nutniks try to catch stars that zip by above them in the sky. Kids control the nutniks and launch them from a platform that resembles a giant seesaw. The nutniks can jump up and down on their own, or two kids can launch them from the seesaw.

When the nutniks jump up and down they lose weight and get real skinny. When they get skinny, they can't jump as high. To get fat again they have to eat peanut butter sandwiches. They build a peanut butter sandwich by catching stars. They have to watch out for mean snarfs who swoop down out of the sky and steal their sandwiches.



Screen from Peanut Butter Panic on TRS/80 Color Computer 16K.


The primary objective of this delightful game is teamwork and cooperation.

- **Picture Place.** This school game is for kids ages five and up. (I think that it is a good game for preschoolers, too.)

Kids get to choose a picture from a library of six background scenes, including a city and a countryside. At the bottom of the screen are word boxes with words inside like dragon, car, bicycle, family, and castle. Kids choose a word by moving a joystick and positioning a big "cursor box" so that it overlaps with one of the word boxes. They pick up the word box and move it up the screen and position it on the background scene. Then, when they press the RETURN button, the word transforms into a picture. For example, the word "dragon" becomes a picture of a dragon, set in the world pictured in the background scene.

### CCW's Values And Goals

Barbara Stewart thinks that personal computers will evolve into "interactive TV." She wants to create programs for TV that will accomplish the same goals as the *Sesame Street* programs on regular TV. The programs will focus primarily on developing math and reading readiness skills. But they will also stress certain fundamental *Sesame*



Screen from Picture Place on TRS/80 Color Computer 32K.

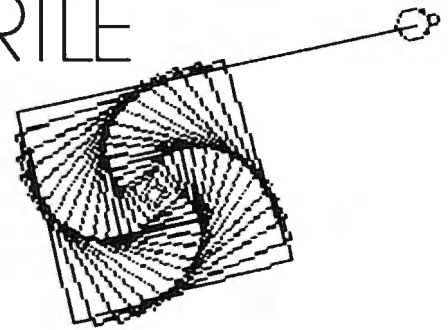
*Street* values, including teamwork, cooperation, and nonsexist, nonviolent, pro-social play.

The programs are to be appropriate to their target age group and appealing to both girls and boys. They should meet educational goals for children of each age group and development level. They should be easy to understand, easy to play, and nonjudgmental. They should not frustrate children. Instead, they should encourage a child to grow and improve his or her self-image.

If these games prove to be as thoughtfully and as creatively executed as *Sesame Street* itself, children (and parents) everywhere can look forward to exceptionally rewarding educational experiences via "interactive television."



# FRIENDS OF THE TURTLE



David D Thornburg, Associate Editor

## PILOT And Logo – A Tale Of Two Languages

PILOT and Logo are two of the most popular user-friendly computer languages available for personal computers. Because Atari PILOT and Apple SuperPILOT both contain a powerful turtle graphics environment, many people wonder if PILOT might not be a substitute for Logo.

As I will show, Logo and PILOT are quite different languages. Although they can be used for many of the same applications, each language has special features that make it more appropriate for some applications than for others. The goal of this article is to provide enough information about both languages to aid someone who is trying to decide which to use. I will assume that you are already familiar with turtle graphics.

### PILOT

PILOT stands for Programmed Inquiry, Learning Or Teaching. It was so named by its developer, John Starkweather, because he wanted to create a programming language that easily allowed teachers to generate computer-aided instructional materials. Research in the late 1960s by Dean Brown showed that PILOT was also a good programming language for children.

The key to PILOT's appeal is its simple command structure and powerful ability to manipulate text-oriented material. At its core, PILOT has only eight commands, yet these eight commands allow the creation of quite sophisticated programs. The core commands for PILOT are shown below:

#### PILOT Command Function

T:	Types text and variables on the screen.
A:	Accepts input from the keyboard.
M:	Matches words or phrases against the result of the most recent accept command.
J:	Jumps execution to a label.
U:	Uses a labeled procedure.
C:	Computes the value of a variable.
R:	allows Remarks to be added to a procedure.
E:	Ends a program or procedure.

Notice that none of these commands has anything to do with graphics. The incorporation of turtle graphics in PILOT is a fairly recent event. Also, most versions of PILOT have additional text manipulation commands that add significantly to its power.

Core PILOT's most powerful command is M:, the match command. To see why this command is so powerful, consider the following PILOT procedure:

```
*QUESTION1
T: WHAT GROWS ON TREES?
A:
M: MOSS, LEAVES, BUGS, INSECTS, NEEDLES
TY: YOU ARE CORRECT
TN: ARE YOU SURE? LET'S TRY AGAIN.
JN: *QUESTION1
E:
```

This PILOT procedure works in the following way. First, a question is typed on the screen. The user then types a response that is saved in the "accept buffer." The match command then checks to see if any of the words, MOSS, LEAVES, etc., appear anywhere in this buffer. If there is a match, a "yes flag" (Y) is set to be true and a "no flag" (N) is set to be false. The execution of any PILOT command can be made conditional on the status of these flags by entering Y or N after the command name. For example, the command TY: will print on the screen only if the yes flag is true. The JN: command causes the procedure to be used over again if the user's response is *not* matched.

As a result of PILOT's ability to manipulate words and phrases, many of the early uses of PILOT by children involved the creation of word games and "poetry generators."

### What About PILOT Graphics?

As mentioned, graphics is a recent addition to PILOT. Turtle graphics is incorporated through the use of special commands. In Atari PILOT, for example, this command is GR: followed by specific graphics instructions. The fundamental graphics commands allow the turtle to be moved in its present heading or to have its heading changed.



# The Light Pen at the Right Price:

THE LIGHT PEN

Shown actual size.

**\$34.95**  
Each

This is the **right** pen—a truly affordable peripheral. As an education aid to young children it is without equal, especially for pre-schoolers without keyboard skills. They simply touch the screen with the pen and a display is altered or new information is entered.

Plus as an aid to games, it offers comparable utility to a joystick. Create your own programs with The Light Pen or choose from our software which includes a simple draw routine, checkers and hangman; or backgammon and chess. The Right Pen at the right price—maximum utility and minimum cost.

Prices subject to change without notice. See your local dealer or order direct. New catalog available. Add \$3.00 for postage and handling. Credit card orders call toll free:

**1-800-334-SOFT**

DEALER INQUIRIES INVITED

**programmer's**institute

a division of **futurehouse**

p.o. box 3470, dept. C, chapel hill, north carolina 27514, 919-967-0861

Here's a list of the more commonly used Atari PILOT graphics commands:

PILOT Command	Function
GR: DRAW x	Draws a line of length x in the present heading.
GR: TURNx	Rotates the turtle by x degrees.
GR: PEN UP	Raises the turtle's pen.
GR: PEN YELLOW	Sets the pen color to yellow and sets the pen down.
GR: GOTO x, y	Moves the turtle to absolute coordinates x, y.
GR: TURNTO x	Rotates the turtle to absolute orientation of x degrees measured to the right of straight up.

These commands (and several others) allow the creation of procedures that draw complete figures. For example, the PILOT procedure shown below draws a square 50 units on a side:

```
*SQUARE
GR: 4(DRAW 50 ; TURN 90)
E:
```

To use this procedure, one would type:

```
U: *SQUARE
```

## Logo

Logo is a computer language that was designed by Seymour Papert to be an easy, yet powerful tool which would let children use the computer to explore topics on their own. While designed to be used by children, Logo is a user-friendly version of the tremendously powerful language, LISP. Since LISP is the language of choice for many researchers in the field of artificial intelligence, clearly Logo is a programming language for adults as well.

The key to Logo's appeal is its simple syntax (compared with LISP) and its ability to manipulate data structures called *lists*. A list is a collection of words, Logo commands, numbers, or other lists. Logo allows lists to be constructed, modified, examined, reordered, and (if the list consists of Logo procedures or primitive commands) executed. Here are some core Logo commands which are comparable to the core PILOT commands:

Logo Command	Function
PRINT	Prints a list of text on the screen.
READLIST	Reads a list from the keyboard.
MEMBERP	A predicate that matches a word against the elements of a list.
MAKE	Assigns (or "binds") a number, word, or list to a variable named by a word.
END	Ends a procedure.
FIRST	Returns the first element of a list.
BUTFIRST	Returns all but the first element of a list.
LAST	Returns the last element of a list.
BUTLAST	Returns all but the last element of a list.

Notice that none of these commands has anything to do with graphics. Turtle graphics was

incorporated into Logo after the language had been in use for a while. The list of Logo primitives shown above is quite incomplete, but it allows us to build a procedure comparable to the QUESTION1 procedure we wrote in PILOT:

```
TO QUESTION1
PRINT [WHAT GROWS ON TREES?]
MAKE "ANSWER READLIST
TEST MEMBERP FIRST :ANSWER [MOSS
LEAVES BUGS INSECTS NEEDLES]
IFTRUE [PRINT [YOU ARE CORRECT]]
IFFALSE [PRINT [ARE YOU SURE? LET'S
TRY AGAIN]
QUESTION1]
END
```

This procedure performs a function similar to that of the PILOT procedure except that it only looks to see if the first word on the answer is contained in the answer list. The commands following the words IFTRUE are executed only if the result of TEST is true. If the result is false, the commands following IFFALSE are executed instead. Notice that a Logo procedure is treated just as if it were a Logo primitive. To execute the procedure QUESTION1, you merely type its name.

As with PILOT, many of the early uses of Logo by children involved the creation of word games and poetry.

## What About Logo Graphics?

A list of the more common Logo turtle graphics commands is shown below:

Logo Command	Function
FORWARD x	Draws a line of length x in the present heading.
RIGHT x	Rotates the turtle by x degrees.
PENUP	Raises the turtle's pen.
PENDOWN	Sets the pen down.
SETPOS x y	Moves the turtle to absolute coordinates x, y.
SETHEADING x	Rotates the turtle to absolute orientation of x degrees measured to the right of straight up.

These commands (and several others such as BACK and LEFT) allow the creation of procedures that draw complete figures. For example, the following procedure draws a square of any size:

```
TO SQUARE :SIZE
REPEAT 4 [FORWARD :SIZE RIGHT 90]
END
```

To use this procedure to draw a square 50 units on a side, one would enter:

```
SQUARE 50
```

## Differences Between Logo And PILOT

The previous sections have suggested that PILOT and Logo are similar in application areas and syntax. In fact, there are some major differences between the languages that may cause one to be clearly the language of choice for a particular task.

For example, PILOT makes it very easy to create programs in which the contents of variables are printed along with text. Also, the match command will compare each element of a list with the entire response. In Logo, you would have to write a procedure to do this.

Another important feature of PILOT is its compactness. Most Logo implementations require large amounts of RAM. Most (but not all) versions of PILOT will operate in 16K of RAM with plenty of space left for the user's program.

In terms of overall symbol manipulation, Logo is the more powerful of the two languages. The ability to write programs that generate other programs is of great utility when constructing environments that "learn from experience." The fact that user-defined procedures are treated exactly as if they were Logo primitives gives Logo a feature called *extensibility*. This means that you can add new words to Logo's vocabulary (as we did with QUESTION1 and SQUARE). There is no need in Logo for the *jump* or *use* commands. To execute a procedure, you just type its name.

Logo also supports *local variables*. This means that the value associated with a variable is assigned to the specific procedure (and level) in which it is used. This allows you to write procedures that use themselves recursively. For more information on this topic, you might want to read the "Friends of the Turtle" columns on recursion that appeared a few months back.

Logo's turtle graphics commands are, perhaps, easier to grasp than PILOT's, but there are indications that this will not always be the case as new versions of PILOT are likely to become more "Logo-like."

Apart from these differences, Logo and PILOT both encourage a procedure-oriented programming style that makes complex programs easy to read and correct.

I use both languages regularly and find that I would be reluctant to abandon either one. Your application areas might indicate that one of these languages has a clear advantage over the other. No matter which you choose, you will be using a language that allows the creation of very sophisticated and powerful programs.

## Notes From All Over

I have just heard from my Argentinian friend, Horacio Reginni, who has just started the Asocacion Amigos de Logo (Logo Friends Association) to promote the development of Logo centers, sponsor meetings, and spread information about Logo all over the world. The association can be reached at 2969 Salguero St., Buenos Aires, 1425 Argentina. True Logophiles will be interested in attending their first International Logo Conference in Buenos Aires on September 16-18. Registration is only \$25. As for the air fare ....

©

# GET THE MOST OUT OF YOUR COMMODORE-64 WITH SOFTWARE FROM ABACUS



### SCREEN GRAPHICS 64

- Adds 24 commands to BASIC.
- Plot points, lines, boxes, circles and fill in hires and multicolor.
- Define and animate sprites easily.
- Includes demos, tutorial and manual.
- \$24.95 FOR TAPE
- \$27.95 FOR DISK



### SYNTHY 64

- Full featured music and sound synthesizer.
- Easy entry and editing of notes and commands.
- Control ASDR, filters, waveforms etc.
- Includes sample music and manual.
- \$29.95 FOR TAPE
- \$32.95 FOR DISK



### CHARTPAK 64

- Create Pie, Bar and Line charts in high resolution.
- Enter, edit, save and recall to/from disc.
- Choose any of 8 chart formats and design charts interactively.
- Produce hard copy onto 1515, 1525 or Epson printer.
- \$42.95 DISK ONLY



### ULTRABASIC 64

- Turtle, hires, multicolor and sprite graphics.
- Sound and sound effects.
- Screen copy to 1515, 1525 or Epson printers.
- Includes demos, tutorial, manual.
- \$39.95 FOR TAPE
- \$42.95 FOR DISK

## TO ORDER NOW

PLEASE WRITE: ABACUS SOFTWARE  
P.O. BOX 7211, Grand Rapids, MI 49510

For postage & handling, add \$1.50 (U.S. and Canada), add \$3.00 for foreign. Make payment in U.S. dollars by check, money order or charge card.

FOR IMMEDIATE SERVICE PHONE 616/241-5510

## FREE CATALOG

Ask for a listing of other software for your Commodore-64 or VIC-20.

YOU CAN COUNT ON  
**Abacus Software**

# Learning With Computers

Glenn M. Kleiman

## A Library At Your Fingertips

The ability to use computers to efficiently access, organize, and analyze information is becoming a critically important skill. In fact, knowing how to use computerized information bases is rapidly becoming as important as knowing how to use a library. People in many occupations – travel agents, bank tellers, librarians, stockbrokers, and insurance agents – already use computerized information bases every day. Doctors, lawyers, scientists, teachers, and many others will be added to the list in the next few years.

There are many computerized information bases. In this column, I discuss my favorite one, which is called *DIALOG*. *DIALOG* is the world's largest computer storehouse of information available to the public. It contains over 170 data bases with a total of more than 75 million records of references, abstracts, and statistical data on a great diversity of topics. A simple set of commands lets you locate information quickly and easily. Widely used by libraries and businesses, *DIALOG* and its new cousin, *Knowledge Index*, can also be used by schools and individuals.

To use *DIALOG*, you need a terminal or a computer with the hardware (a modem and interface) and software to make it function as a terminal. You also need an account number on the *DIALOG* system and a telephone. Like other large data base systems, *DIALOG* uses special networks (Telenet and Tymnet) so you can access it with a local telephone call from most places in the United States.

### An Example Information Search

I've recently used *DIALOG* to search for information about one of my main professional interests, the use of computers by children who have learning disabilities. There has not been a great deal of research in this area, and reports of the research that has been done are scattered in many different journals and books. A data base on the *DIALOG* system, called *ERIC*, lets me search an enormous body of literature for relevant references, and to do so in a few minutes.

*ERIC* is an acronym for Educational Resources Information Center. It is an index to the contents of more than 700 journals in education, as well as a large number of books, technical reports, conference papers, government agency reports, and other documents. It contains approximately 500,000 references, dating back to 1966. The index is kept up-to-date and about 3,000 references are added each month.

All the information about each journal article or document is grouped together into what is called a *record*. Each record contains the title, author, journal and date of publication (or other information needed to locate the actual document), the language in which it is written, a set of descriptive (subject indexing) terms and an abstract (short summary). The descriptive terms are keywords which characterize the contents of the document. There is also a *Thesaurus of ERIC Descriptors* which enables you to find the best descriptor terms for each topic.

The many volumes of printed *ERIC* indexes are familiar to many educators and researchers. For some of my articles and research projects in years past, I've spent hours scanning through many pages of small print, hunting for relevant references. I can now accomplish the same work in a few minutes via the computer on my desk.

After using a modem and telephone to connect my computer to the *DIALOG* computer, I enter my account number and password. My search for references about computers and learning disabled children then proceeds as shown below. (In some cases, I have slightly altered the computer's response, leaving out code numbers and other extraneous information and spelling out abbreviations for clarity.)

First, I tell the system I want to use the *ERIC* data base (which happens to be number 1). I enter:

BEGIN 1

(My commands will be underlined throughout this column.) The computer responds:



# NEW MULTI-USER SOFTWARE LETS THE WHOLE FAMILY SHARE IN THE JOY OF LEARNING.

Is the personal computer doing all it can to help our children learn?

To some degree, no, although it's not fair to blame it entirely on the computer. After all, computers are only as good as their software.

How can we improve this situation?

A solution already exists. But first, some background.

### Where personal computers fail.

For years, studies have shown that children learn more efficiently in group situations. Peer groups, for example, motivate slower learners to persevere. Groups of older and younger children encourage divergent thinking. Even the simple "group" of a parent and child promotes faster acceptance of new ideas by combining education with trust and confidence.

But personal computers and their programs are designed to be personal. One computer, one child. It's hard for anyone else to be part of the learning experience, even you.

At least not until today.

### A simple solution.

When two educational researchers, Dr. Matilda Butler and Dr. William Paisley, observed this problem they proposed an interesting, yet simple, solution. Instead of writing programs that shut out brothers, sisters, friends, and parents, why not give everyone the opportunity to share learning simultaneously. This one idea sparked an entire line of unique educational programs and gave birth to a new company, Edupro.

### Software that shares.

With Edupro's Microgroup™ computer programs, up to eight players work at solving math, language, social studies, or science problems which are presented as contests, races, and puzzles. The players work together, either competitively or cooperatively, as they race against time, each other, or both.

The *Math-Race* program, for example, converts your computer into an electronic race track where children compete to answer math problems and advance toward the finish line. *Picture-Play* encourages everyone to create pictures together, teaching both spatial relationships and the value of cooperation. And *Team-Work* combines both cooperation and

competition by pitting two teams (of up to four players) against each other in a race to solve word and number puzzles.

For the first time, your personal computer can bring all the benefits of group learning into your home. With a little assist from Edupro.

### Designed for the simplest computers.

These unique programs run on the Atari 400 or 800, two of the world's most popular home computers. Remember, these aren't game cartridges, they're full computer programs, designed by educators. All are available on floppy disk or cassette, and each one requires the minimum amount of computer memory (16K for cassette, 24K for disk). That means the simplest Atari computer can let your children share the learning experience with up to seven additional friends. Joysticks required for *Word-Draw*, *Math-Hunt*, and *Picture-Play*; paddles required for *Word-Race*, *Math-Race*, and *Team-Work*.

### Trust your own experience.

At the fall 1982 Computer-Using Educators Conference hundreds of educators witnessed hands-on demonstrations of our programs. Many of them said that this was a most effective way to judge their potential. But we want to offer you an even better opportunity. One those educators missed.



We want you and your children to experience this new way to learn. So choose one or more programs on either disk or cassette. Try them yourself. Watch your children get more excited about learning. Enjoy the thrill of sharing the experience with them. We know of no other software that can turn a personal computer into a tool for sharing the joy of learning.

Fill out the order form and see the results for yourself.

I want to share the joy of learning with my children. Please send me the programs I've indicated below. I understand that each program is available on either disk or cassette (my choice) and comes with a complete set of instructions and catalog listing over 50 programs. Plus a coupon good for a 10% discount on my next order.

Quantity	Program Description	# of Disk	# of Cassette
_____	STORYBOOK FRIENDS: Ages 5-9	_____	_____
_____	WORD-DRAW: Storybook People and Places	_____	_____
_____	MATH-HUNT: Number Relationships	_____	_____
_____	AMERICAN THEMES: Ages 8-13	_____	_____
_____	TEAM-WORK: Social Studies	_____	_____
_____	MATH-HUNT: American Years: Multiplication and Division	_____	_____
_____	THE WORLD AROUND US: Ages 12-Adult	_____	_____
_____	WORD-DRAW: Science	_____	_____
_____	MATH-RACE: Powers and Roots	_____	_____
_____	JUST FOR FUN: All Ages	_____	_____
_____	PICTURE-PLAY	_____	_____

Total # \_\_\_\_\_ Total Amount \$ \_\_\_\_\_

\_\_\_\_\_ programs on disk @ \$24.95 each \_\_\_\_\_

\_\_\_\_\_ programs on cassette @ \$19.95 each \_\_\_\_\_

Picture-Play disk @ \$19.95 \_\_\_\_\_

Picture-Play cassette @ \$14.95 \_\_\_\_\_

CA residents add sales tax \_\_\_\_\_

Postage and handling \$2.50 \_\_\_\_\_

Total \_\_\_\_\_

My check or money order is enclosed for \$ \_\_\_\_\_

Please bill \_\_\_\_\_ MasterCard \_\_\_\_\_ Visa \_\_\_\_\_

(card no.) \_\_\_\_\_ (exp. date) \_\_\_\_\_

Name \_\_\_\_\_

Address \_\_\_\_\_

City \_\_\_\_\_ State \_\_\_\_\_ Zip \_\_\_\_\_

Signature \_\_\_\_\_

Allow 3 weeks for delivery \_\_\_\_\_ Satisfaction guaranteed.

Send to: Edupro, Dept. C01, P.O. Box 51346, Palo Alto, CA 94303.

Write to above address for brochure/catalog listing or phone inquiries: (415) 494-2790.

This search, and the other examples in this column, were all done on February 27, 1983.

Next, I give the computer the words for which I want it to search. It searches through all the information in each record, including the abstract. (You can limit the search to the descriptor terms or title if you prefer.)

SELECT LEARNING DISABILITIES

DIALOG responds:

1 4734 LEARNING DISABILITIES

I've told the computer to select all references about learning disabilities. It gives this set the number 1, so I can refer to it later. The number following the set number shows how many relevant records have been found. I then enter:

SELECT COMPUTER

DIALOG responds:

2 16684 COMPUTER

So now I know that there are 4734 references about learning disabilities and 16684 about computers in the ERIC data base. But what I really want to know is how many are about both computers and learning disabilities. The appropriate command is:

COMBINE 1 AND 2

DIALOG responds:

3 70 1 AND 2

This tells me that 70 references appear in both set 1 and set 2 (i.e., the learning disabled set and the computer set).

DIALOG also allows more complex combinations using OR and NOT. This provides tremendously powerful searching capabilities. I could, for example, further restrict the search to references that are about reading disabilities or language disabilities, while excluding references about hyperactivity. I could also restrict the search to particular years, journals, authors, types of publications, languages, or any combination of these. Since you work on-line with DIALOG, you can expand or restrict the search as you go. For example, if I find more references than I want on a topic, I usually restrict the search to articles published in the last year or two.

Next, I want to see the titles of some of the references:

DISPLAY 3/6/1-5

This command tells the computer to display the references in set 3. The 6 is a code number telling it that I only want to see the titles, not the other information in the record. The 1-5 tells it to display references number 1 through 5. The computer responds with:

1. Remediating Spelling Problems of Learning Handicapped Students Through the Use of Microcomputers.
2. Microcomputers: Powerful Learning Tools with Proper Programming.
3. Microcomputers: An Available Technology for Special Education.
4. How Can Microcomputers Help?
5. Instructional Technology for Special Needs.

Item 3 sounds interesting, and I haven't seen it before. I therefore tell the computer to print the full record:

DISPLAY 3/7/3

This command says display from set 3 the full record (code 7) of item 3. The computer responds with:

Microcomputers: An Available Technology for Special Education.

Joiner, Lee Marvin; and Others

Journal of Special Education Technology, Vol. 3, number 2, pages 37-47. Winter, 1980.

Language: English

Document Type: Journal Article; Teaching Guide

Abstract: The article describes the capabilities of features of basic microcomputer systems and describes special education applications: computer assisted instruction, testing communication, and enhancing personal relations. Problems such as the availability of authoring languages, high quality educational software, and computer safety are described.

My entire search took less than five minutes, most of which I spent examining the titles of articles. I next instructed DIALOG to print all 70 records about computers and learning disabilities, with the citation and abstract for each. To save time and expense, I had this done off-line by high-speed printers at DIALOG and mailed to me. The 25 pages of materials arrived a few days later. I then used DIALOG to order complete copies of several of the articles.

## Other Data Bases

ERIC is just one of over 170 data bases available on DIALOG. There are data bases covering the sciences, business, law, current affairs, humanities, books, book reviews, foundations, biographies, patents, dissertations – an incredible array of information. Some of the data bases likely to be of interest to readers of this column are described below.

The *Magazine Index* covers 435 of the most popular magazines in North America, including

all those indexed by the *Readers' Guide to Periodical Literature*. It contains over one million records, dating back to 1969. Approximately 12,000 records are added each month. There is also a *National Newspaper Index*.

I was curious about whether magazines have reflected the increase in interest about computers in education during the last few years. I therefore checked the number of articles in the Magazine Index on computers and education for each year from 1976 to 1982. In about two minutes I obtained the following answer:

Year	Computers & Education Articles
1976	2
1977	19
1978	9
1979	27
1980	39
1981	59
1982	145

Clearly, the number of articles has been growing rapidly.

*Newsearch* is an index of current news stories, information articles, and book reviews from over 1,400 newspapers, magazines, and periodicals. *Newsearch* is updated daily, so most items are added the day after they are published. At the end of each month, the information is transferred to the Magazine Index, the National Newspaper Index, and other relevant indexes.

The *Books in Print* index contains records on virtually all books published in the United States, including books that have gone out of print in the last few years and books that are to be published in the next few months. A quick check found 6,450 books on computers, 46,478 on education, and 168 about computers and education. There is also a *Book Reviews* index.

The *Microcomputer Index* is a new one which contains citations about the use of microcomputers in business, education, and the home. Magazine articles, as well as software and hardware reviews, new product announcements, and book reviews are included. Over 25 microcomputer periodicals are currently indexed, along with selected articles from other publications. A quick check showed 1,294 articles on education.

The *International Software Database* is another new one. It contains over 10,000 records on all types of software, classified by application, machine, operating system, vendor and price.

## Classroom Instruction

The cost of using the indexes I have described ranges from \$25 per hour for ERIC to \$95 per hour for *Newsearch*. The cost of off-line printing is typically 20 cents for each full record. Since DIALOG makes finding information so efficient, I regard it as an excellent value for professional

use. DIALOG has also introduced lower-cost special arrangements for schools that want to teach students to use it and for individuals who want to use the system during evenings, nights, and weekends.

The Classroom Instruction Program provides access to most of the DIALOG data bases at a special rate of \$15 per hour. This rate is available only to academic institutions for instructional purposes. A special students' workbook is also available.

Knowledge Index is a new service which provides access to the most popular data bases at the reduced price of \$24 per hour. It is not available during business hours, so this service is designed mostly for individuals. All the data bases I have described are available, except for Books in Print and Book Reviews. In addition, Knowledge Index includes data bases covering business, agriculture, computers and electronics, engineering, government publications, medicine, and psychology.

DIALOG Information Services, Inc.  
3460 Hillview Ave.  
Palo Alto, CA 94304  
(800) 227-1960 (except California)  
(800) 982-5838 (from California)

©

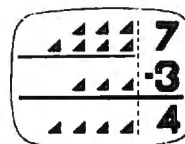
C-64 TI99/4A TIMEX VIC20 ATARI

## CHILD DEVELOPMENT SERIES

(for the 3.5K VIC and 16K ATARI)



**ADD/SUB—\$16.95**  
Displays single or multiple digits with or w/o pictures, borrows, carries, scoring, and audio/video feedback.



**NUMER-BECi—\$16.95**  
Number recognition, object counting, object grouping, and number/size/shape discrimination.



BECi is composed of professionals dedicated to providing non-trivial educational materials for the home computer. In addition to our own software, we carry a full line of evaluated hardware and software. Send \$2 (refundable) for our catalog.

Send check or money order to:

**BOSTON EDUCATIONAL COMPUTING, INC.**

78 Dartmouth Street, Boston, MA 02116

(617) 536-5116 \*MA res. add 5% tax

## Superbaby Meets The Computer

Fred D'ignazio, Associate Editor



If you haven't seen it already, you should go to a library and find the March 28, 1983, issue of *Newsweek* magazine. Turn to page 62 and read the cover story, "Bringing Up Superbaby." The story is about how parents are

pushing their kids to learn earlier and earlier. Kids who are only a few months old are studying art books, gazing at flash cards, doing toddler gymnastics, going to dance class, putting together puzzles, taking swimming lessons, and *learning how to compute*. In the article there's a picture of a little kid who is pounding away on the keyboard of an IBM Personal Computer.

Just a few years ago, Elizabeth Wall (a media specialist in Sarasota, Florida, and author of *The Computer Alphabet*, Avon, 1983) sat down next to one of the pioneers of personal computing. He asked her what she was up to. "Teaching elementary school kids how to use computers," she told him. He was shocked. "There's no future in teaching little kids computers," he said. "They will never get the hang of it."

Since that expert made his remark, use of computers has dribbled downward, from college to high school kids; from high school kids to middle schoolers; from middle schoolers to kids in elementary school – and beyond.

In Bruce and Diane Mitchell's *Small World* preschool and kindergarten, in Durham, North Carolina, four-year-olds and five-year-olds are playing educational games on Atari computers and Timex Sinclairs. They are programming a Turtle robot by tapping on the keyboard of an Atari 800.

But preschoolers and kindergartners are old. They're almost over the hill! The *Newsweek* article mentioned a school called Tiny Bytes where kids can begin computing before they've celebrated their first birthday.

### Computer Literacy Or Else

Some toddlers are going to be victimized by pushy parents trying to fill their offsprings' "little sponges" with computer facts even before they've learned to walk or talk. I can imagine an "enlightened" household where the parents are trying to give their three-month-old an early start on her way to a high-tech future. The baby, blithely unaware of her parents' designs, is reaching for a rubber ducky. The mother pushes the duck away. "Too easy," she says. She whips out a stack of big white flash cards. "Let's practice these first, then you can see the duck on your lunch break." As the baby gazes sweetly at her mother, the mother runs through the flash cards. "RAM!" she calls out. "RAM .. R .. A .. M .. RAM! BIT! .. B .. I .. T .. BIT! CHIP! .. C .. H .."

One wonders what a kid who gets computer flash cards at three months is going to be like when she gets to the ripe old age of five years, or ten, or fifteen. She may have a lot of computer facts under her belt, but how well adjusted will she be? What will be the result of all this parental prodding?

This is not to say that computers shouldn't be introduced to kids who are still wandering around the house in dirty diapers. Because they should be!

The question is *how*.

Parents who are pushing their babies and toddlers into computer literacy are missing the point – at least as far as computer literacy is defined. We are presently in the Age of Computer Literacy. But we are quickly moving beyond it.





FOR WORK OR PLAY, OUR NAME SAYS IT ALL.

**Exclusively from AdVentures**

**Gypsum Caves** Vic 20 (+ 16K)  
by Brian Wagner Commodore 64

A revolutionary new game requiring more than just hand-eye coordination, Gypsum Caves is a word-adventure trek through endless caverns. Use objects found along the way and your imagination to gain the final test — then try to get out alive! 3-D Color Graphics.  
Cassette.....~~\$19.95~~ \$14.95

**Ak-Ak Man — The Amazing Maze Game**

by Brian Wagner Vic 20  
The old standby with a new twist — random screens. The computer devises a new pattern every time, for added challenge and excitement.  
Cassette.....~~\$14.95~~ \$9.99

**Mailfile** Vic 20 and Commodore 64  
Atari 400/800

A software directory for your home computer, Mailfile stores and retrieves names, numbers and addresses by name and zip code.  
Tape.....~~\$13.95~~ \$9.99

**My ABC's** Vic 20 and Commodore 64

Software designed to help young children get a head start in language as well as familiarize them with the potential of the computer.  
Tape.....~~\$12.95~~ \$8.99

**Math Tutor** Atari 400/800

A valuable tool for young children to simultaneously develop their math skills and their understanding of the use and value of the computer. For grade levels 4 and up, with emphasis on problem-solving using elementary math principles. Varying skill levels, question sets, and choice arrays.  
Tape.....~~\$12.95~~ \$8.99

**UMI Sub Chase** Vic 20 (+ 8K)

Guide your sub chaser in pursuit of the enemy submarines. Fire depth charges at them while avoiding their rising mines.  
Tape.....~~\$24.95~~ \$21.99

**Motor Mania** Commodore 64

A new dimension in road racing. Rack up miles while monitoring fuel, speed and course — and keep your eyes on the road!  
Tape.....~~\$29.95~~ \$25.99

**EPYX**

**Sword of Falgoal** Vic 20 (+ 16K)  
by Jeff McCord

A word adventure game with color graphics and sound. Search the dungeon for the Sword, then get out alive! Playing time: 30 minutes to hours. Book of Lore and program included.  
Tape.....~~\$29.95~~ \$25.99

**Jumpman** Atari 400/800

As Jumpman, you will be the only one capable of negotiating the wreckage of headquarters to find the bombs planted there. Watch your step!  
Disk.....~~\$36.95~~ \$29.95

**Aggressor** Vic 20

Protect the precious ore fields of Freeworld 6 in your advanced VX6 Marauder Ramjet fighter. 10 levels of difficulty.  
Cartridge.....~~\$39.95~~ \$32.99

**Gridrunner** Vic 20 and Commodore 64

Combat the enemy droids on the Grid, a huge orbiting solar power station, in a specially constructed Gridrunner ship.  
Cartridge.....~~\$39.95~~ \$32.99

**HES Tank Trap** Vic 20

Use the joystick to design the perfect trap for the enemy tank — just you against the computer.  
Tape.....~~\$19.95~~ \$13.99

**BRÖDERBUND A.E.** Atari 400/800

The newest import from Japan has surpassed its function as a pollution control robot and become a nuisance. A light-hearted game requiring speed, agility, and a sense of humor. Joystick required.  
Disk.....~~\$29.95~~ \$24.99

**DATA SOFT Zaxxon** Atari 400/800

Official home version of the famous 3-D arcade adventure. Pilot your aircraft through the battlefield and to the showdown with the deadly armored robot. Sound effects and color graphics.  
Cassette.....~~\$39.95~~ \$29.95

**ALSO AVAILABLE:**  
**Zwark** Commodore 64

A variable difficulty game. Unpredictable Zwarks descend singly, then in groups to threaten your defense station. Use keyboard or joystick.  
Disk.....~~\$24.95~~ \$19.99

**Preppie!!-Savage Return** Atari 400/800

The continuing saga of Wadsworth Overcash, only recently recovered from the indignities he suffered in Preppie! I. Sound, multiple skill levels, 2 player capability.  
Disk.....~~\$34.95~~ \$27.99

**Pirate Adventure** Atari 400/800

High resolution color graphics challenge the player in this graphic adventure. Two-word commands, common sense, and ingenuity are the necessary tools to uncover Long John Silver's long lost treasure in an epic adventure trek from London to Treasure Island.  
Disk.....~~\$39.95~~ \$29.99

**Canyon Climber** Atari 400/800

Avoid mountain goats and battle belligerent Indians as you attempt to scale the awesome wall of the Grand Canyon. A unique new experience in home computer games.  
Disk or tape.....~~\$29.95~~ \$24.99

Monitor Cables, all types.....\$9.95  
Cable wrapups.....5 for \$1.19

Many programs available on disk  
Dealer/Distributors inquiry welcome.  
Attention Programmers: Top dollar for original programs. We provide copyright assistance.



Other major credit cards accepted

**AdVENTURES**  
Call Toll Free  
**1-800-835-2222**

In D.C. Metro area  
703-360-0301

8718A Richmond Highway  
Alexandria, Virginia 22309

©Copyright 1983 Venture Mail, Inc.

Pretty soon it will not be productive for us to study such arcane terms as *bit*, *byte*, and *CPU*. We won't have to know how a computer works, just how to work a computer. We will be leaving the age of computer literacy and entering the Age of Computer *Intimacy*.

Take the TV or the car. These are high-tech machines that are part of almost every little kid's environment, right from birth. Do parents go around with flash cards with words like CHANNEL SELECTOR or PHOSPHOR SCREEN? Or with words like CARBURETOR or PISTON? Of course not. Nevertheless, the smallest children learn how to operate TVs, almost before they can walk. And little kids play with model cars, toy cars and trucks, all through their childhood. And when their magic birthday arrives and they can get their driving license, they quickly learn to drive and operate an automobile.

How many kids suffer from automobile anxiety or TV phobia? Very few.

Even more important, how many kids can expect to find a job when they grow up as an automobile mechanic or an expert in TV repair? Again, very few.

Yet TVs and cars are far more common than personal computers.

The point is that we have moved beyond "TV literacy" and "automobile literacy" to a new age of intimacy with both these machines. The technologies have matured. They are black boxes, idiot boxes that almost anyone can learn how to use. They're everywhere. We're comfortable with them in our garages, our living rooms and bedrooms.

This is where computers are headed, too. They've just started, but, at the speed they're going, it won't take long. By the end of the 1980s, computers will be black boxes, just like cars and TVs. They will be in most people's homes. They will become so common that they will cease being an eye-catching phenomenon. In fact, they will almost be invisible. Like electric motors, they will slip into other appliances and disappear from view.

Kids who are less than one year old in 1983 will be less than seven in 1990. So why are parents teaching them computer literacy terms and concepts, preparing them for a job market that exists in 1983, but will change radically even before the kids have made it through elementary school?

Parents are pushing because they are panicking. The swift pace of computer technology has them running scared.

And they are pushing their kids because of the status of having them say "floppy disk" as their first word.

What they don't realize is that they are training their kids in what will soon be an obsolete

technology and, worse, an obsolete approach to technology. They are being trained to become the automobile mechanics and TV repairpersons of the 21st century. These are honorable professions. But is this what the parents intend?

## Computer Osmosis Vs. Computer Bullying

Millions of personal computers are going into people's homes. Millions and millions of little children are waking up each morning and walking or being carried past computers on their way to their bottle, their Boo Berries, or baby cereal. For them, computers are no more wondrous or rare than the floor lamp, vacuum cleaner, or telephone. They're just one of the many things that "belong" in their lives. They have a place, along with everything else.

This is exactly as it should be. Computers *are* a big deal to us. And our kids will see that. When we spend all night in front of a keyboard trying to debug a program or escape from the wizard's castle in an adventure game, they'll notice. If we shout and point at the new computer and say "Gee whiz!" and "Oh, gosh!" enough times, they'll notice. And if we get frustrated with the computer and begin saying unkind things to it or give it a good bop, they'll notice that, too. Whether positive or negative, our kids will pick up on the attention we give to computers and the amount of emotional involvement we have with them. Kids are very sensitive about this sort of thing.

## Growing Up Together

You and I are already grown. We're big people. But computers and kids haven't stopped growing. In fact, they've just begun. Both are going to change rapidly over the next 20 years.

At the end of that 20 years, what will they be like?

We imagine that our kids will end up pretty much like us. But how about computers? When kids enter the job market in the late 1990s or early 21st century, what will computers be like?


According to experts, we are quickly entering a new era of personal computers. I call this era the Age of Computer Intimacy. Others call it: The Age of User Friendliness. The Age of Forgiving Systems. The Age of Easy Computing. The Age of Humanlike Machines.

As anyone who has struggled with a cranky program recorder, or with a cryptic BASIC error message, or with computer cables, plugs, and connections knows, we have not reached computer heaven yet. Far from it!

But we are moving closer. While at the West Coast Computer Faire in San Francisco, I attended a seminar on "Second Generation PC Software." It was mind-boggling.

# THERE'S A COMPUTER BORN EVERY MINUTE... GIVE IT A HOME.

For **\$89.95** with the CS-1632 you can house your computer, peripherals, and accessories without spending a fortune.



The CS-1632 computer storage cabinets compact yet functional design fits almost anywhere while housing your computer monitor, joysticks, software, books and peripherals all for only \$89.95.

The slide out shelf puts the computer at the right height and position for easy comfortable operation.

The fold up locking door keeps unwanted fingers off the key board when not in use.

To store joysticks just turn them upside down and slide them into the inverted storage rack.


Twist tabs on the back of center panel allow for neat concealed grouping of wires, while power packs rest hidden behind center panel on shelf.

The slide out software tray has room for 14 cartridges or cassettes and up to 30 diskettes. Most brands of software will fit between the adjustable partitions with a convenient hook for the spare key at rear.


Stand fits Atari 400 & 800, Commodore 64 & VIC 20, Ti 99/4A and TRS-80.

Cabinet dimensions overall 36" high x 33-7/8" wide x 16" deep.

For those with a large computer family the CS-2748 gives you all the room you need for your computer, monitor, printer, peripherals, software, etc. at a price that's hard to believe: **\$299.95**.



To order CS-1632 send \$89.95 to:



To order CS-2748 send \$299.95 to:

**HYTEC**  
SYSTEMS

P. O. Box 446  
West Lynn, OR 97068  
For Fast Phone Orders Call Toll Free 1-800-547-3100  
Inside Oregon Call (503) 635-6667

Name \_\_\_\_\_  
Address \_\_\_\_\_  
City \_\_\_\_\_ State \_\_\_\_\_ Zip \_\_\_\_\_  
Quantity \_\_\_\_\_ CS-1632 Quantity \_\_\_\_\_ CS-2748

Golden Oak Finish  Natural walnut finish

My personal check, cashiers check or money order is enclosed.  
 Bill my VISA # \_\_\_\_\_ Exp. Date \_\_\_\_\_  
 Bill my MasterCard # \_\_\_\_\_ Exp. Date \_\_\_\_\_  
 Please include freight charge on my VISA or MasterCard.

Card Holders Signature \_\_\_\_\_

Immediate shipment if in stock. If not, allow 3-4 weeks for delivery. If personal check is sent allow additional 2 weeks. CS-1632 ships UPS freight collect from Oregon. CS-2748 ships by truck freight collect from Oregon. Prices subject to change. Shipment subject to availability.

Both the CS-1632 and CS-2748 ship unassembled in two cartons. Assembly requires only a screwdriver, hammer, and a few minutes of your time.  
Choice in simulated woodgrain of warm golden oak or rich natural walnut finish.

The two slide-out shelves put the keyboard at the proper operating height while allowing easy access to the disk drives.

The bronze tempered glass door protecting the keyboard and disk drives simply lifts up and slides back out of the way during use.

Twist tabs on the back of the center panel allow for neat concealed grouping of wires while a convenient storage shelf for books or other items lies below.

The printer sits behind a fold down door that provides a work surface for papers or books while using the keyboard. The lift up top allows easy access to the top and rear of the printer. A slot in the printer shelf allows for center as well as rear feed printers.

Behind the lower door are a top shelf for paper, feeding the printer, and a bottom shelf to receive printer copy as well as additional storage.

Stand fits same computers as the CS-1632 as well as the Apple I and II, IBM-PC, Franklin and many others.

The cabinet dimensions overall: 39-1/2" high x 49" wide x 27" deep.

Keyboard shelf 20" deep x 26" wide. Disk drive shelf 15-34" deep x 26" wide. Top shelf for monitor 17" deep x 27" wide. Printer shelf 22" deep x 19" wide.

**HYTEC**  
SYSTEMS

I learned that if you have enough money, you can buy computer programs and computers that are really, truly friendly. They hold your hand. They speak English (most of the time). They help you out of tight spots. They remind you of what you are supposed to be doing when you get lost.

And, boy, are they powerful! With just one package, one electronic mouse, and 45 windows, you can figure out your income tax, send electronic mail, draw pie charts and bar charts, do word processing, and file, sort, and retrieve records. All with the same set of commands.

At present, these systems are extremely expensive. Only the folks who carry around Pierre Cardin calculators can afford them: But computers, in general, used to be this way, too. Only wealthy, technically sophisticated organizations (universities, large corporations, the government, and the military) could afford them. But computers have come a long way. Now you can buy a programmable computer for under 60 dollars. Pretty soon the price will be even lower, and the computer will be more powerful and easier to use.

The new generation of "easy" computers and "friendly" computer software is coming. And it will include machines and programs that we can all afford.

## What Do We Tell Our Kids?

If we're not supposed to tell our children (and babies) about bits and bytes, then what do we tell them?

*Nothing* is okay. Unless they ask. Or unless you're so excited about something neat that you just feel like babbling.

Just have a computer around the house. That's enough. Treat it like you'd treat a typewriter, a telephone, or a calculator. *But let your kids touch it.* That's the best way for them to learn. For example, my four-year-old son, Eric, drives me crazy when he uses a computer. He has grimy, dirty fingers. He presses buttons in such a way as to make a computer act like an amnesiac. But he loves to play on the computers because he is allowed to play freely. And (with quiet wincing and cringing) I let him. One of his favorite games is filling up the picture screen with graphics symbols, multicolored bars (using color keys and the reverse-video button), and random letters, numbers, and punctuation symbols.

Another of his games is to use the computer as a Gobbledygook Processor (that's "GP"). He types all sorts of strange looking words like

IXCCY##559 ISK ERIC !!!!! AAAAAAAAAAAAAA

then sends them to the computer's printer. He rips off the printer paper (in the same lavish, boisterous way he handles toilet paper) and tapes

it up around the house as a sign of who knows what. Or he stuffs a wad of it in an envelope, and it becomes a letter. Or he gives it, as a gift, to me, to his mother, his sister, his kitty, or his toy robot, Denby.

## A Tool Or A Crutch?

Actually, there's more to computer education than this. Our responsibility as parents (and teachers) extends beyond just making computers available to our children. Much further, in fact.

When our youngest children start entering the job market, in another 15 to 20 years, *all* computers will be "easy" computers; *all* programs will be "friendly." Computers and programs will also be a lot more intelligent than they are now. There will be a tremendous temptation to let computers take over many of the thinking chores that we humans find bothersome, tiresome, boring, or too difficult. At some point, for many people, the computer will cease to be a support and start to be a crutch.

Our responsibility, as parents and teachers, is to teach our children the value of using computers in the proper way: to help them do their *own* thinking.

## What Do You Think?

What do *you* think? How early should kids begin learning about computers? What should be the role of parents (and teachers)? What should kids learn? How should they learn it?

Please send your ideas and comments to me:

Fred D'Ignazio

2117 Carter Road, SW

Roanoke, VA 24015

I'll return to this subject in a future issue of **COMPUTE!**, and I'll reprint a number of your letters.

## New Resources

A book has just been published for parents of older children (ages nine and up) who are interested in computers. I recommend the book because it is a practical guide to the technology *as it exists today*. If you want to launch yourself and your family into computing today (and you should), then you need a survival manual. The best survival manual of all is this magazine (**COMPUTE!**), with all its tutorials, articles for beginners, practical programming tips, and actual programs for you to copy into your machine. But, if you're a parent, you should also take a look at:

Eugene Galanter, *Kids and Computers: The Parent's Microcomputer Handbook* (Perigee Books, The Putnam Publishing Group, 200 Madison Avenue, New York, NY 10016; \$7.95; Paperback; 7-page index; 190 pages)

Sample chapters: Microcomputers and Your Child; What Is a Microcomputer?; The Micro-

computer's Parts; Programming by, for, and with Children; Running the Machine; Kids Can Write Programs; Evaluating Computer Education.

The author, Eugene Galanter, has been teaching kids about computers for several years. You can write his school for additional information or to ask him specific questions about kids and computers:

Eugene Galanter  
The Children's Computer School  
21 West 86th Street  
New York, NY 10024

## Looking For Good Software?

Of course you are. So you should get in touch with an organization that evaluates the newest educational software:

Educational Products Information Exchange (EPIE)  
Columbia University Teachers College  
P.O. Box 27  
New York, NY 10027

EPIE has recently entered into an agreement with the Consumer's Union to test and evaluate hundreds of consumer-oriented and educational computer products. The results of their research, reviews, and laboratory tests are just becoming available. You can read about these results in their MICROgram, published monthly as part of:

The Computing Teacher  
The International Council for Computers in Education

(ICCE)

135 Education  
University of Oregon  
Eugene, OR 97403  
Monthly/Subscription: \$16.50/year

Teachers (and interested parents) can write EPIE & Consumer's Union and obtain special publications, including the Micro Courseware PRO/FILES for K-8 Educators (\$84), and the Courseware Resource List (as a bonus for ordering the PRO/FILES):

EPIE & Consumer's Union  
P.O. Box 839  
Watermill, NY 11976

©

## VIDEO MONITOR CABLES

FOR VIC/C-64/ATARI 800

VIDEO/AUDIO (RCA or Mini Phono Plug on Audio)..... \$5.95  
VIDEO ONLY (All Cables are 48")..... \$3.95  
LUMINANCE For use with monochrome monitors..... \$3.95  
C-64 VERSACABLE (Outputs: video, audio, ..... \$9.95  
luminance. Inputs: Audio)

## UTILINK CARTRIDGE \$29.95

TURN ON YOUR COMMODORE 64 WITH UTILINK AND INSTANTLY HAVE:

- DOS SUPPORT • HI-RES GRAPHIC CONTROL COMMANDS
- DEFAULT COLORS THAT RETURN AFTER "RESTORE"
- LISTINGS THAT ARE EASY TO READ

(303) 473-8909

Missing Link Products  
P.O. Box 6460 Colorado Springs, CO 80934

DEALERS call or write for discount quantity prices

Add 1% ship. & hand. \$2 min. outside U.S.A. \$5.00 min. Colo. res. add sales tax.

# VRAM

## MEMORY EXPANSION CARTRIDGES FOR VIC-20

# GROW WITH US!

VRAM memory expansion modules are designed to provide additional user programming space for the VIC-20 system. VRAM plugs into the memory expansion port and requires no additional power or modification to the VIC-20 system. The units are packaged as 3K, 8K, 16K and 24K modules. Selective mapping of 8K segments of memory into the various available 8K blocks is provided. The 8K cartridge may be upgraded to 16K or 24K based on MSD's exchange policy. Lifetime warranty when warranty card is returned. Made in USA.

**MSD**

MICRO SYSTEMS  
DEVELOPMENT, INC.

11105 Shady Trail • Suite 104  
Dallas, Texas 75229

(214) 241-3743

VIC-20 is a trademark of Commodore Business Machines, Inc. VRAM is a copyright of Micro Systems Development, Inc.



Dealer Inquiries: 1-800-527-5285

Win a FREE trip to Hawaii. Join our "Grow With Us" Club. The more you buy the better your chances of winning. Ask your dealer for details.

# How To Create A Data Filing System

## Part I. Choosing The Right File Type

Jim Fowler

*It's always a good idea to analyze your data storage problems and plan your solution carefully before you start programming. This article begins a four-part series on writing a data file/retrieval system for any computer.*

---

Remember how your disk drive was going to solve your data storage problems? All those address cards, recipe files, inventories, and accounts were somehow going to become organized and never frustrate you again. It *can* happen, but you will have to do some thinking about the problem before you solve it satisfactorily.

Of course, the commercial data base systems can serve you very well, but you ought to know something about such systems before you spend money for features you may never use. It is not impossibly hard to write a program that does everything you want. I have lived through a couple of such projects so maybe I can point out areas to think about and where you might take a wrong turn.

Planning is the name of the game. I can recommend writing your own system. If you like programming, you can easily develop a system that fits your needs, and you will know it well enough to alter it when you need to make changes. One thing to keep in mind as you plan is that once you begin to put the data on a disk you are, in a sense, a hostage to your own work. The more time you have spent typing in the data, the more reluctant you will be to start over. *So plan ahead.*

Another bit of advice – automation is not automatically a good thing. If you have a recipe card file with the cards filed under a few headings (“salads,” “desserts,” “meats,” etc.) and if there are only 30 or so cards in each section, you can probably find the one you want faster by flipping through the cards by hand. I remind you of that eternal verity: “If it works, don’t fix it.”

### Pick Your Goals

The first step is to draw up a list of what you want. Actually write down what you hope a session with the file would be like: you turn on the computer, insert the disk, sit down to the keyboard, then what? Do you want a long list printed out (address labels?) or are you going to look for a needle in a haystack, such as the one record with exactly the right data to match your needs? It is well worth writing such scenarios several times on different days.

Another important consideration is flexibility. Whenever you are faced with a choice, always pick the one that gives you the greatest future flexibility. Of course, most of your choices will be made for you by the necessities of your data, your hardware, its operating system, etc. But keep flexibility in mind. This applies to every feature of your system – the number of records you expect to store, the amount of information in each, the “keys” you might use to retrieve records, and so on.

The *key* for an address file which is organized alphabetically by last names would be the last names of each entry. The key allows for quick searches and for sorting and entering new items into the proper order.

Finally, go to great lengths to make your system easy to use. It is so tempting to short-cut some tedious programming by saying to yourself, “Oh well, I can always remember that hitting RETURN without any input will drop me out of the program. After all, I’ve been running this machine for awhile, and I don’t make that mistake any more.”

The important thing about data file systems is that you enter and retrieve records hundreds of times. A small stone in your shoe is no big deal if you are sitting down, but walk a few miles and see how important it gets! A small annoyance in a program is tolerable if you only encounter it once

# Strengthen your hand with Superbase 64

The complete information control system for the Commodore 64. Ideal for any home, business or professional environment where records are kept. Create the format you

need and enter your records. If the layout or data field sizes are not quite right, correct them and carry on. Superbase gives you an unrivalled range of powerful features including:

## FLEXIBLE RECORDS

- Fully definable records with text, numeric, calculated result, date, constant, linking and key
- Record size up to 1000 characters
- Up to 128 items per record.
- Up to 4 screens per record
- File size up to 16 million characters

## QUICK ACCESS

- Search, select from and sort names, dates, values
- Fast key access
- Search and select using multiple criteria
- Print, display or store selections
- Fully definable report and screen formats
- Browse feature

## EASY AMENDMENTS

- Add or remove fields dynamically or alter their length with no need to rebuild files
- Completely redefinable records
- Full file update and delete facility
- Fast on screen recalculation of numeric fields gives genuine spreadsheet capability
- Calendar arithmetic

## LINKS TO WORD PROCESSING

- Links to Easy Script word processor and Easy Spell for mailshots, letters, quotes, tables etc with 100% spelling accuracy
- Calculator and explanatory HELP screens
- Off the Shelf applications to suit your special needs - customer/client records, stock, subscriptions, hotel and catering etc

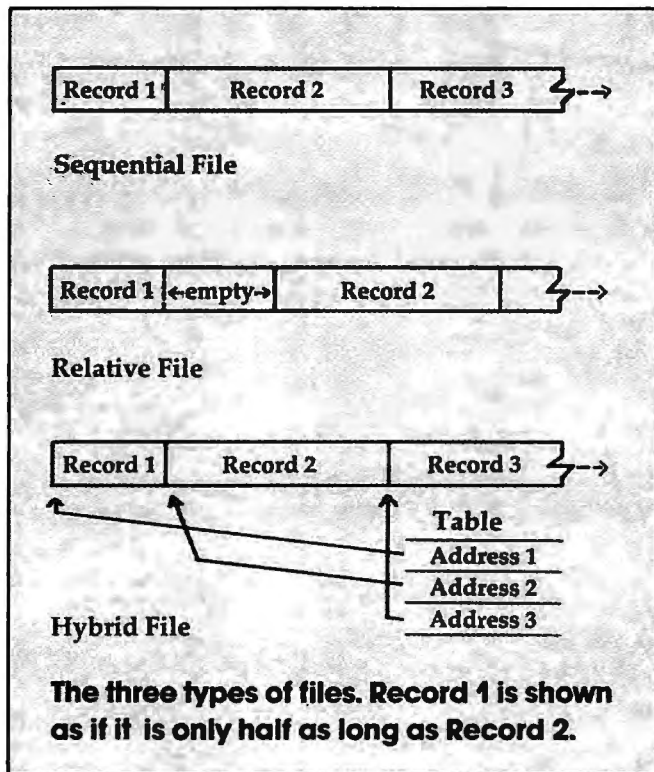
Find out more about Superbase 64. Contact your local Commodore Dealer or Precision Software at our U.K. office.

Precision Software Limited  
Park House 4 Park Terrace  
Worcester Park  
Surrey KT4 7JZ England  
Telephone: 01-330 7166  
Telex: 8955021 PRECIS G

  
Precision  
Software



in a while, but in a data entry or retrieval operation it can doom the whole system. Many a card file has been restored to active duty because, for reasons like these, its owner got fed up with automation. So, be prepared to go to great lengths to make life easy for the user.



## The Three Kinds Of Files

There are three kinds of disk files. The first is one you probably already know, a *Sequential File*. All the data is strung together head to tail and put on the disk that way. Your programs are recorded on tape or disk in a sequential file. If you use a sequential file, you will need to put separators (called *delimiters*) of some kind between items of data so that you know where one ends and the next begins.

One problem with sequential files arises when you want to change a record and the new one is of a different length. It is like putting books on a shelf: take out a thin one and put a fat one in its place – you'll have to move all the rest to make room. If you rarely make any changes, it might be worthwhile just erasing the old record by filling it with blanks and adding the new version at the end.

The second kind is a *Relative File*. This is like a series of pigeon holes. One may be filled, another partially empty, but you do not have to move them to make room when you enlarge a record. As long as each hole is big enough to take the biggest record, you have no problem. This is the kind I use for my most complex data file.

The third kind is a sequential file, but with a "Table of Contents" like the directory on a disk. Call it a *Hybrid File*. To use this kind takes a lot of programming. I cannot recommend it unless the saving in space is much greater than the space taken by the extra programming and the table. Only big professional systems are likely to go this route.

The figure diagrams the three file types. If your disk operating system supports relative files (also called *random-access files*), you will probably want to use that kind unless you are going to be very short of space on the disk. If your system doesn't automatically support relative files, you can make your program do it. Keep a table or use a formula which turns a record number into its "address" on the disk – its track and sector. Then you read or write a record directly by track and sector. This is a bit complicated, but worth doing.

Next month, we will look at methods of retrieval and how they can affect the way you keep records.

**COMPUTE!**  
The Resource.



**TEXAS INSTRUMENTS**

Expansion System	\$194.00
Extended Basic (C)	\$78.00
Personal Record Keeping (C)	\$38.00
Parsec (C)	\$31.00
Remote Controllers	\$28.00
Anteater (C)	\$34.00
Princess and Frog (C)	\$34.00
Zaxxon (D)	\$28.00



**ATARI 400 / 800 / 1200**

800 with 48K	\$489.00
1200 with 64K	\$624.00
810 Disk Drive	\$419.00
410 / 1010 Recorder	\$72.00
Epson FX-80	\$449.00
Newell Fastchrip	\$36.00
48 / 52K Memory for 400	\$105.00
Letter Perfect (D)	\$104.00
Inhome Keyboard	\$94.00
The Bookkeeper (D)	\$101.00
Superman III (C)	\$34.00
Temple Of Asphai (D)	\$27.00
Wizard of Wor (D,C)	\$30.00
Star Trux (C)	\$32.00
Miner 2049er (C)	\$35.00
S.A.G.A. (1-12) (D)	\$26.00
Shamus: Case II (T/D,C)	\$24.00, \$30.00
Crash Dive (C)	\$28.00
Boulders & Bombs (C)	\$33.00
Mountain King (C)	\$33.00
Time Trails (C)	\$33.00
Pinhead (T,D)	\$22.00
Andromeda (T,D)	\$21.00
Save the Seas (C)	\$35.00
Donkey Kong (C)	CALL
Sunday Driver (T,D)	\$22.00
Major League Hockey (C)	\$33.00
Famous Red Ball Joystick	\$26.00
Wico Trackball	\$49.00
Atari Joysticks (2 pack)	\$14.00
Elephant Disks (SS/SD)	\$19.50
Maxell Disks (SS/SD)	\$28.00



**COMMODORE 64**

Commodore 64 Computer	\$395.00
1541 Disk Drive	\$335.00
Dreths (T/D,C)	\$24.00, \$31.00
Survivor (T/D,C)	\$24.00, \$31.00
Fort Apocalypse (T/D,C)	\$24.00, \$31.00
Pharaoh's Curse (T/D,C)	\$24.00, \$31.00
Sea Wolf (C)	\$22.00
Assembler 64	\$36.00

### GREAT GAMES FOR TI, ATARI, VIC

Ape Escape (C)	\$28.00	
Vortex (C)	\$36.00	
Drive 'Em Crazy (C)	\$28.00	
*River Rescue (C)	\$30.00	
*Shamus (T/D,C)	\$25.00, \$31.00	
Eagle Mountain (C)	\$28.00	
*Sector Alpha (C)	\$36.00	
*Protector II (T/D,C)	\$25.00, \$31.00	
Sunday Driver (T,D)	\$22.00	
Major League Hockey (C)	\$33.00	
Famous Red Ball Joystick	\$26.00	
Wico Trackball	\$49.00	
Atari Joysticks (2 pack)	\$14.00	
Elephant Disks (SS/SD)	\$19.50	
Maxell Disks (SS/SD)	\$28.00	
C - Cartridge	T - Cassette	D - Disk

\*Not available on VIC-20



Send check or money order. Please add \$2.50 postage & handling for software. 4% for hardware. VISA, Master Card add 3%. Wisconsin residents add 5% sales tax. Prices subject to change without notice.

P.O. Box 245, Dept. C1, Brownsville, WI 53006  
Phone (414) 583-4462





# JINSAM™ EXECUTIVE™

space  
age  
micro  
software



Used at NASA,  
Kennedy Space Center  
With Multiple Applications Related  
to the Columbia Space Shuttle Project  
including rescue operations, statistical  
reports, inventory and vehicle tracking.

## JINSAM EXECUTIVE™

has broken the 10,000 record limit. You may now have up to 65,000 records in one database.

We also have included a free form report generator for data entry, eliminating the need for WordPro™ and have included automatic mathematical relations eliminating the need for VisiCalc™. However, you still have these superb interfaces available.

Executive™ will be available for CBM and IBM personal computers.

# JINI MICRO-SYSTEMS, Inc.

DATABASE MANAGEMENT SYSTEM DESIGN

BOX 274 KINGSBRIDGE STN., RIVERDALE, N.Y. 10463 (212) 796-6200

# How To Make Backup Disks For VIC And 64

Harvey B Herman, Associate Editor

*LOAD, switch disks, SAVE, LOAD, switch, SAVE – it can be cumbersome and tedious to make backups of disks when you don't have a dual disk drive. What's worse, you need to go through special extra steps to transfer machine language programs. This utility, for any 64 or expanded VIC, makes creating safe backups on single disk drives nearly automatic.*

---

I recently purchased a 1541 disk drive for my expanded VIC. The diskette that came with it included a few sample programs. Conspicuous by its absence, however, was a program to make duplicate copies of diskettes for backup purposes. I have learned the hard way that diskettes do not last forever and it is foolish to have only one copy of important programs.

What do to? Well, I was lucky to have acquired an excellent backup program for the Commodore 2031 single disk drive (written by Jim Law and Keith Hope and distributed by the Toronto PET User's Group). I adapted this program to work on the Commodore 64 and expanded VIC-20 computers. One program works for both. The modifications in the original program were quite modest – a few PEEKs and POKEs were changed, and the machine language portion was relocated to the cassette buffer and POKEd in from DATA statements.

The program is quite easy to use; no knowledge of machine language is necessary. First, the destination diskette is formatted, a good idea if you will be using it later on the same drive. Please be careful to format only blank diskettes, or ones that are no longer needed. Next, the diskettes are swapped and the source diskette is read to determine how much to copy. Successive blocks are then read from the source into the available computer memory. (I can read 124 blocks on the Commodore 64 and proportionately less on the

expanded VIC, which has less memory.) The diskettes are swapped again, and identical blocks on the destination disk are written from data saved in memory. The swapping of source and destination diskette continues, until the entire diskette has been copied.

Of course, it would be easier (but not much faster) if a second drive were available. However, this program is the next best thing. It surely beats loading and saving BASIC programs, one at a time, or finding the loading address of machine language files. Try *that* sometime if you doubt it.

One caution – the program will not work on an unexpanded VIC. I have added 24K of RAM, by means of the Cardboard, and this minimizes swapping. Much less than 16K may not be practical, as too few blocks are copied in one swap. Obviously, the Commodore 64 does not have this problem.

If you want to save the trouble of typing this in, I will make a copy for you on cassette or diskette (1540/1541 format) for \$3. Just send me the medium, a self-addressed mailer, and proper postage. If you have any questions please enclose an SASE. My address is:

Harvey B. Herman  
Chemistry Department  
UNC-Greensboro  
Greensboro, NC 27412

## VIC/64 Disk Backup

```
1 FORI=828TO883:READA:POKEI,A:NEXTI
10 REM"D=DSAVE"@BACK2",D0:?DS$:CATALOGD0
20 BB=PEEK(44)+27:POKE995,BB
30 POKE998,PEEK(55):POKE999,PEEK(56):POKE
  55,0:POKE56,BB:CLR
40 BB=PEEK(995)
50 N=PEEK(999)-BB-1:BA=BB*256:MA=828
60 DIMBM$(35,24)
70 FORJ=0TO7:TA(J)=2↑J:NEXT
80 PRINT"{CLEAR}{03 RIGHT}{REV}BACKUP 154
  1{OFF}"
```


SYSTEM: B C D E F G L O P Q X  
 HELP=HELP PRINT=PRINT CLEAR=CLR

A	HOME BUDGET 1		Yearly
	Weekly	Monthly	
INCOME			
Salary 1	350.00	1400.00	16800.00
Salary 2	210.00	840.00	10080.00
Total	560.00	2240.00	26880.00
EXPENSES			
Mortgage	175.00	700.00	8400.00
Utilities	75.00	300.00	3600.00
Food	120.00	480.00	5760.00
Insurance	25.00	100.00	1200.00
Car Exp.	65.00	260.00	3120.00
Entert.	25.00	100.00	1200.00
Misc.	60.00	240.00	2880.00
Total	545.00	2180.00	26160.00
Left Over	15.00	60.00	720.00

the  foxiest

PLANNING and FORECASTING  
 TOOL AVAILABLE

32 pages of 63 x 254 cells



GRAPHIC DISPLAY on screen and printer

View as many as FOUR pages at one time

A	HOME BUDGET 2		Yearly
	Weekly	Monthly	
INCOME			
Salary 1	320.00	1280.00	15360.00
Salary 2	200.00	800.00	9600.00
Total	520.00	2080.00	24960.00
EXPENSES			
Mortgage	175.00	700.00	8400.00
Utilities	75.00	300.00	3600.00
Food	120.00	480.00	5760.00
Insurance	25.00	100.00	1200.00
Car Exp.	65.00	260.00	3120.00
Entert.	25.00	100.00	1200.00
Misc.	60.00	240.00	2880.00
Total	545.00	2180.00	26160.00
Left Over	15.00	60.00	720.00

# Calc Result™

For the  
**COMMODORE 64**™  
 with disk drive

We started with the best that standard spreadsheet programs could offer. Then we added features designed to create a planning tool more useful than ever before.

The Result? **CALC RESULT!** The most powerful, understandable and economical spreadsheet program on the market today.

Thirty-two pages, graphics and the ability to view up to four pages (spreadsheets) at once make **CALC RESULT** the spreadsheet program that outfoxes them all!

- Calc Result Features:**
- A three dimensional spreadsheet with 32 pages of 63 x 254 cells, offering unrivaled flexibility
  - Graphic display on screen and printer
  - The ability to view as many as four pages at once through a window and split screen. This allows you to compare spreadsheets!

- Help function on-line to make Calc Result's features easy to use
- Color coordinated cells that speed calculations
- IF-THEN-ELSE with AND, OR and NOT-ELSE functions in each cell give you unlimited possibilities for decision making
- Timesaving full function editing
- Flexible column width print-outs for formatting reports
- Utilization of memory only in cells that are active
- Replicate, copy and move commands that save time
- Consolidation of spreadsheets to get the "bottom line"
- Protection of cells containing formulas
- Ability to load VisiCalc™ files

Distributed by:  
**COMPUTER MARKETING SERVICES INC.**

300 W. Marilton Pike • Cherry Hill, N.J. 08002 • 609-795-9480  
 "Our products outfox them all!"

Commodore 64 is a trademark of Commodore Business Machines  
 VisiCalc is a trademark of VisiCorp.  
 Calc Result is a trademark of Handic Software, AB.



```

90 PRINT"{DOWN}'GOTO10000' IF PROGRAM QUI
TS ABNORMALLY"
100 PRINT"{DOWN}"N"BUFFERS AVAILABLE"
110 OPEN1,8,15
200 REM *** MAIN FUNCTIONS ****
210 GOSUB1000
220 D$="S":GOSUB3200:I2$=IR$
230 IFDR$<>"2A"THENPRINT{REV}ILLEGAL DOS ~
1.0 DISK{OFF}":GOTO10000
240 IFI2$=I1$THENPRINT{REV}SOURCE AND DES
TINATION HAVE SAME ID CODE{OFF}":
GOTO10000
250 GOSUB2500
260 T=TS:S=0:NU=1:T1=T:S1=S
270 PRINT#1,"I0":OPEN3,8,3,"#"
280 PRINT"READING BLOCK #";
290 IFBM%(T1,S1)=0THENGOSUB2000:NU=NU+1:IF
NU>NTHEN320
300 S1=S1+1:IF S1>20THENS1=0:T1=T1+1
310 IFT1<TF+1THEN290
320 PRINT"{DOWN}"
330 CLOSE3
340 D$="D":GOSUB3200:IFIR$<>I1$THENGOTO340
350 PRINT#1,"I0":OPEN3,8,3,"#"
360 PRINT"WRITING BUFFER #";
370 NU=1:T1=T:S1=S
380 IFBM%(T1,S1)=0THENGOSUB2200:NU=NU+1:IF
NU>NTHEN410
390 S1=S1+1:IF S1>20THENS1=0:T1=T1+1
400 IFT1<TF+1THEN380
410 PRINT"{DOWN}"
420 CLOSE3
430 S=S1+1:IF S>20THENS=0:T1=T1+1
440 T=T1:IFT>TFTHEN500
450 D$="S":GOSUB3200:IFIR$<>I2$THEN450
460 NU=1:T1=T:S1=S:GOTO270
500 REM FINISHED XFERS
510 CLOSE1
520 POKE55,PEEK(998):POKE56,PEEK(999):CLR
530 PRINT"{02 DOWN}BACKUP COMPLETE"
540 OPEN1,8,0,"$0"
550 GET#1,A$:IFA$<>"{REV}"THEN550
560 PRINTA$;:GOTO610
570 GET#1,A$:SS=ST:A=LEN(A$):IFATHENA=ASC(
A$)
580 GET#1,B$:SS=ST:B=LEN(B$):IFBTHENA=ASC(
B$)
590 IFSSTHEN660
600 IFA=1ANDB=1THENGOSUB630
610 GET#1,A$:IFA$=""THENPRINT:GOTO570
620 PRINTA$;:GOTO610
630 GET#1,A$:SS=ST:A=LEN(A$):IFATHENA=ASC(
A$)
640 GET#1,B$:SS=ST:B=LEN(B$):IFBTHENB=ASC(
B$)
650 N=B*256+A:PRINTN;:RETURN
660 CLOSE1
670 END
1000 REM HEADER DEST DISK
1010 PRINT"{DOWN}INSERT DESTINATION DISK TO
BE FORMATTED"
1020 INPUT"{02 DOWN}DISK NAME{03 RIGHT}_
{19 LEFT}";DN$
1030 IFDN$="" THENPRINT{03 UP}";:GOTO1020
1040 IFLEN(DN$)>16THENCLR:GOTO40
1050 F=0:FORJ=1TOLEN(DN$):S1$=MID$(DN$,J,1)
1060 IFS1$="" ORS1$=CHR$(34)THENF=1
1070 NEXTJ:IFFTHENPRINT{03 UP}";:GOTO1020
1080 INPUT"{DOWN}UNIQUE DISK ID{03 RIGHT}_
{23 LEFT}";I1$
1090 IFI1$="" THENPRINT{02 UP}";:GOTO1080
1100 IFLEN(I1$)<>2THENPRINT{02 UP}";:GOTO1
080
1110 PRINT#1,"N0:"+DN$+",""+I1$
1120 GOSUB3000
1130 IFERTHENPRINTER$:GOTO10000
1140 RETURN
2000 REM READ BLOCK T1,S1 TO BUFFER # NU
2010 C=.
2020 PRINT#1,"U1";3;0:T1;S1
2030 GOSUB3000:IFNOTERTHEN2060
2040 C=C+1:IFC<3GOTO2020
2050 PRINTER$:FORJ=(BB+NU)*256TO(BB+NU)*256
+255:POKEJ,.:NEXTJ:GOTO2100
2060 PRINT#1,"B-P";3;0
2070 IFNU<0THENPRINT {03 LEFT}";RIGHT$(
"+STR$(NU),3);"{03 LEFT}";
2080 POKE996,PEEK(3):POKE997,PEEK(4):POKE4,
BB+NU:SYSMA
2085 POKE3,PEEK(996):POKE4,PEEK(997)
2090 IFST<>.ANDST<>64THENGOSUB3000:GOTO2050
2100 RETURN
2200 REM WRITE BLOCK T1,S1 FROM BUFFER # NU
2210 C=.
2220 PRINT#1,"B-A";0:T1;S1:PRINT#1,"B-P";3;
0
2230 PRINT {03 LEFT}";RIGHT$(" "+STR$(N
U),3);"{03 LEFT}";
2240 POKE996,PEEK(3):POKE997,PEEK(4):POKE4,
BB+NU:SYSMA+3
2245 POKE3,PEEK(996):POKE4,PEEK(997)
2250 IFST<>.ANDST<>64THENPRINT{REV}IEEE WR
ITE ERROR"ST"{OFF}":GOTO10000
2260 PRINT#1,"U2";3;0:T1;S1
2270 GOSUB3000:IFNOTERTHEN2300
2280 C=C+1:IFC<3THEN2260
2290 PRINT{REV}UNRECOVERABLE WRITE ERROR"E
R$:GOTO10000
2300 RETURN
2500 REM GET BAM TO BM%(T,S)
2510 TS=1:TF=.
2520 PRINT#1,"I0":OPEN3,8,3,"#"
2530 S9=0
2540 PRINT"{DOWN}TRACK # BLOCKS TO XFER"
2550 PRINT"#####"
2560 NU=0:T1=18:S1=0:C0$=CHR$(.):GOSUB2000
2570 BY=4
2580 T%=(BY-4)/4+1
2590 PRINT " ";T%;
2600 IFPEEK(BA+BY)=.THENFORJ=.TO20:BM%(T%,J
)=.:NEXT:BY=BY+4:GOTO2650
2610 S=0
2620 BY=BY+1:A0=PEEK(BA+BY):FORJ=.TO7:BM%(T
%,S)=A0ANDTA(J):S=S+1:NEXT
2630 IFS<22THEN2620
2640 BY=BY+1
2650 ES=21:IFT%>17THENES=19
2660 IFT%>24THENES=18
2670 IFT%>30THENES=17
2680 FORJ=ESTO24:BM%(T%,J)=-1:NEXT
2690 SM=.:FORJ=.TO20:IFBM%(T%,J)=.THENSM=SM
+1
2700 NEXT:PRINT TAB(12);SM:S9=S9+SM
2710 IFSM=.ANDTS=T%THENTS=TS+1:GOTO2730
2720 IFSM<>.THENTF=T%
2730 IFBY<143THEN2580
2740 CLOSE3
2750 PRINT"START =";TS;" FINISH =";TF
2760 PRINT"{DOWN}A TOTAL OF";S9;"BLOCKS TO
XFER"
2770 S8=90+25+(.650+.980)*S9
2780 S7=INT(S8/60):PRINT"APPROX";S7:"INT(S
8-S7*60);"FOR COPY"
2790 RETURN
3000 REM READ ERR CH TO ER,ER$
3010 INPUT#1,E0$,E1$,E2$,E3$:ER$=E0$+",""+E1

```

the



"REALLY FOXY  
IS BEING LETTER PERFECT"

**foxiest** WORDPROCESSOR  
FOR THE COMMODORE 64™  
ALSO CHECKS YOUR SPELLING!  
**SCRIPT 64™**

Suggested Retail: \$139.95

Contact Your Nearest Commodore Dealer Today . . .  
You'll Be So Glad You Did!

Distributed By:  
**COMPUTER  
MARKETING**




**SERVICES INC.**

300 W. Marlton Pike  
Cherry Hill, New Jersey 08002  
(609) 795-9480

Commodore 64 is a trademark of Commodore Electronics Limited

Script 64 is a trademark of Richvale Telecommunications



*It's Time for*  
**TOTL SOFTWARE!**

for the VIC 20™ and COMMODORE 64™  
WORD PROCESSING AND MAILING LIST & LABEL  
now available with **CHICKSPEED**

**FAST PRINTING • LIGHTNING LOADS • SIMPLE COMMANDS**

TOTL.TEXT 2.0+CS VIC +8K expansion	\$25.00
TOTL.TEXT 2.5+CS VIC +16K expansion	\$35.00
TOTL.TEXT 2.6+CS Commodore 64	\$40.00
TOTL.LABEL 2.1+CS VIC +16K expansion	\$20.00
TOTL.LABEL 2.6+CS Commodore 64	\$20.00
TOTL TIME MANAGER 2.1 VIC +8K expansion	\$30.00
TOTL TIME MANAGER 2.6 Commodore 64	\$35.00
<i>time management, scheduling, reports</i>	
RESEARCH ASSISTANT 2.0 VIC +8K expansion	\$30.00
RESEARCH ASSISTANT 2.0 Commodore 64	\$35.00
<i>key word cross-reference research tool</i>	
TOTL.BUSINESS 3.0 VIC +16K expansion	\$85.00
TOTL.BUSINESS 3.6 Commodore 64	\$95.00
<i>business programs require disk and are shipped on disk</i>	
One Megabyte Fuzzy Diskette	\$25.00
<i>computer novelty pillow</i>	

All programs work with 40/80 column (VIC) and 80 column (64) adapters—compatible with tape or disk systems—shipped on cassette tape—available on disk \$4.00 extra.

**Quality You Can Afford**  
Available at your local dealer  
or by phone order



**TOTL**  
software inc.

1555 Third Ave., Walnut Creek, CA 94596

  Call (415) 943-7877

Commodore 64 and VIC 20 are registered trademarks of Commodore Electronics, Ltd.

```

$+", "+E2$+", "+E3$
3020 ER=LEN(E0$):IFERTHENER=VAL(E0$)
3030 RETURN
3200 REM INSTRUCT TO SWAP TO DISK GIVEN IN ~
D$
3210 IFD$="D"THENS1$="DESTINATION":GOTO3230
3220 S1$="SOURCE"
3230 PRINT"{DOWN}INSERT ";S1$;" DISK, PRESS
{REV}SPACE{OFF}"
3240 GETA$:IFA$<>" "THEN3240
3250 OPEN2,8,0,"$0"
3260 GOSUB3000:IFER>0THEN10000
3270 FORJ=1TO26:GET#2,A$:NEXTJ
3280 GET#2,A$:GET#2,B$:IR$=A$+B$
3290 GET#2,A$:GET#2,A$:GET#2,B$:DR$=A$+B$
3300 CLOSE2:RETURN
10000 REM DROP OUT
10010 POKE55,PEEK(998):POKE56,PEEK(999):
CLR:STOP
15000 DATA 76,66,3,76,91,3,162,3,32,198,255,
160,0,132,3,32,207,255,145
15010 DATA 3,165,144,208,3,200,208,244,32,
204,255,96,162,3,32,201,255,160
15020 DATA 0,132,3,177,3,32,210,255,165,144,
208,3,200,208,244,32,204,255,96

```

**COMPUTE!**  
The Resource.



**PAYROLL SOFTWARE  
FOR  
THE ATARI® 800™**

Miles Payroll System™ is an advanced and comprehensive payroll accounting system designed for businesses today. Cumulative totals are maintained for each employee, as well as complete reporting, check writing, and W-2 reporting. Some features include:

- Random access file organization for fast updating of individual records
- Allows weekly, biweekly, semi-monthly or monthly pay periods
- Completely menu-driven and user-friendly
- Regular, Overtime, Double Time, Sick, Holiday, Vacation, Bonus and Commission earning categories.
- Payroll deductions include Federal W/H Tax, State W/H Tax, City W/H Tax, FICA, SDI, Group Insurance and 3 user-defined deductions
- Tax sheltered annuity deduction capability for IRAs and other tax shelters
- State and Federal Unemployment Insurance maintained
- Complete file viewing and editing capability
- Maintains up to 50 employees
- Up to 10 user-defined Worker's Compensation classifications
- Federal Tax tables may be changed in only 15 minutes each year by user when IRS changes tax
- Table method used for State and City Tax, allowing compatibility with any state's or city's tax
- Produces 15 different reports, including W-2 Forms Report
- Checks calculated and printed automatically
- PROGRAM ENABLING MODULE™ protects valuable payroll information from unauthorized users
- 3 user-defined payroll deductions to accommodate customized needs such as savings, profit sharing, tax shelters, pensions, etc.
- Pay period, monthly, quarterly and yearly cumulative totals maintained for each employee
- Automatic input error detection and recovery protects system from user-generated errors
- Easy-to-follow, detailed, and comprehensive user's manual and tutorial leads the user step by step allowing anyone with little computer experience to easily operate the package. Includes index.
- Color, sound, and graphics utilized for user ease
- Maintains employee pay history
- Allows for manual payroll check writing
- Packaged in a handsome 3-ring deluxe pocketed binder with 3 diskettes and manual
- Reasonable price

See your local store, or contact Miles Computing



**MILES COMPUTING**  
7136 Haskell Ave. #204  
Van Nuys, CA 91406  
(213) 994-6279

Atari is a registered trademark of Atari, Inc.  
Miles Computing MILES PAYROLL SYSTEM, PROGRAM ENABLING MODULE are trademarks of Miles Computing, Van Nuys, California. Not affiliated with Atari, Inc.  
\$179.95. Requires 32K and two Atari® 810™ disk drives. Payment in U.S. funds required with order. California residents add 6.5% sales tax. C.O.D. or prepayment only. Dealer inquires welcome.

**WHAT'S**



**CREATE YOUR  
LIFE MORE  
SUCCESSFUL!**

# CIRCLES

Jeffrey S McArthur

*Every Atari graphics programmer needs to draw circles. This tutorial will show you how to draw a circle – and draw one fast – without jumping through hoops. There are several drawing utilities here, from an elementary BASIC routine which takes 60 seconds to a machine language version that finishes in a fraction of a second. Even if you're not interested in the methodology, you can still use these subroutines in your graphics and games.*

---

Program 1 draws circles, but takes more than a minute to draw a circle, no matter how big or small it is.

## Reflections

A circle is symmetrical, so why don't we take advantage of its symmetry? If we know the value of one point, we can reflect it across the X-axis or across the Y-axis. That is, if we know (X,Y) is a point on the circle, then so is (X,-Y). The same is true for (-X,Y) and (-X,-Y). So we have to do only a quarter of the work. Circles are also symmetrical along the X=Y line. If we know (X,Y) is on the circle, then so is (Y,X). Now we have to find only an eighth of the points. Program 2 uses that method.

Unfortunately, even doing only one-eighth of the work, we still need more than ten seconds to draw the circle. Perhaps there is a better way. Instead of using sines and cosines, use the equation:

$$X^2 + Y^2 = R^2$$

That isn't very useful, but we can rearrange the equation and get:

$$Y = \text{SQRT}(R^2 - X^2)$$

So all we have to do is find Y for X = -R to R. However, since the square root function returns only the positive square root, we also have to plot the negative square root. Program 3 is an example of how to do that. This method is faster than using sines or cosines, but it still takes more than 16 seconds. So using Program 4, we reflect it, like we did in Program 2.

Now we have a method that takes only five seconds on a large circle and is a lot faster on the

smaller ones. If you take a close look at how Program 4 draws the circle, you see it draws lines of different lengths. This method works fine on a screen, but on a plotter the circle has flat spots.

## A Faster Circle

The screen is made up of an array of points. Each point is addressed by two coordinates (X,Y). However, X and Y are *always* integers. In Atari BASIC you can PLOT 0.5,0.5, but the points are rounded to integers. So if you are at one point on the circle and are trying to figure where the next point is, you can go in eight directions.

If you divide the circle into quarters, then only three of those directions are valid. If you divide the circle into eight parts, you can go in only two directions. For example, if you are on the circle at (R,0), the next point is either (R-1,0) or (R-1,1). This method is called a *potential function*. Since the screen cannot plot points except with integers, there is a small error that is not always equal to zero.

We want to keep the error as small as possible. We also reflect it eight ways as before. That takes only three seconds, and we never have to draw any long lines. Program 5 uses this method.

Notice also that you can achieve the entire result using only addition and subtraction. Such programs can be easily converted to machine language since we don't have to multiply or divide. Program 7 is a machine language program to draw a circle. Program 6 calls the machine language and takes less than two-tenths of a second to draw a circle.

The machine language is called by a USR function. The parameters that are passed to it are, in order: the address of the code, the X coordinate of the center of the circle, the Y coordinate of the center of the circle, the radius, and the mode of drawing. The mode of drawing means

- 0: turn point off
- 1: turn point on
- 2: invert point

The program can be converted to any 6502 machine. The only things that need to be changed are where the variables are stored and how to plot the points.

The only problem with the machine language program is that it does no checking to see if the circle goes off screen. And no clipping is done. Therefore, if your circle goes off screen, you will write over other memory.

### Program 1: Sines And Cosines

```

100 REM CIRCLE DEMONSTRATION
110 REM PROGRAM #1
140 REM THIS METHOD TAKES APPROXIMATELY 61 SECONDS
200 DEG
210 GRAPHICS 8
220 COLOR 1
230 SETCOLOR 2,0,0
240 A=160
250 B=80
260 R=50
300 FOR ALPHA=0 TO 360
310 X1=INT(R*COS(ALPHA)+0.5)
320 Y1=INT(R*SIN(ALPHA)+0.5)
330 PLOT A+X1,B+Y1
340 NEXT ALPHA

```

### Program 2: Sines And Cosines Reflected

```

100 REM CIRCLE DEMONSTRATION
110 REM PROGRAM #2
140 REM THIS METHOD TAKES APPROXIMATELY 11 SECONDS
200 DEG
210 GRAPHICS 8
220 COLOR 1
230 SETCOLOR 2,0,0
240 A=160
250 B=80
260 R=50
270 PLOT A+R,B
300 FOR ALPHA=0 TO 45
310 X1=INT(R*COS(ALPHA)+0.5)
320 Y1=INT(R*SIN(ALPHA)+0.5)
330 PLOT A+X1,B+Y1
340 PLOT A-X1,B+Y1
350 PLOT A+X1,B-Y1
360 PLOT A-X1,B-Y1
370 PLOT A+Y1,B+X1
380 PLOT A-Y1,B+X1
390 PLOT A+Y1,B-X1
400 PLOT A-Y1,B-X1
410 NEXT ALPHA

```

### Program 3: Square Root

```

100 REM CIRCLE DEMONSTRATION
110 REM PROGRAM #3
140 REM THIS METHOD TAKES APPROXIMATELY 17 SECONDS
210 GRAPHICS 8
220 COLOR 1
230 SETCOLOR 2,0,0
240 A=160
250 B=80
260 R=50
270 X0=-R:Y0=0
300 FOR X1=-R TO R
310 Y1=INT(0.5+SQR(R*R-X1*X1))
330 PLOT A+X0,B+Y0:DRAWTO A+X1,B+Y1
335 PLOT A+X0,B-Y0:DRAWTO A+X1,B-Y1
336 X0=X1:Y0=Y1
340 NEXT X1

```

### Program 4: Square Root Reflected

```

100 REM CIRCLE DEMONSTRATION
110 REM PROGRAM #4
140 REM THIS METHOD TAKES APPROXIMATELY 5 SECONDS
210 GRAPHICS 8
220 COLOR 1
230 SETCOLOR 2,0,0
240 A=160
250 B=80
260 R=50
270 X0=-R:Y0=0
280 X1=-R
290 Y1=INT(0.5+SQR(R*R-X1*X1))
300 PLOT A+X0,B+Y0:DRAWTO A+X1,B+Y1
310 PLOT A-X0,B+Y0:DRAWTO A-X1,B+Y1
320 PLOT A+X0,B-Y0:DRAWTO A+X1,B-Y1
330 PLOT A-X0,B-Y0:DRAWTO A-X1,B-Y1
340 PLOT A+Y0,B+X0:DRAWTO A+Y1,B+X1
350 PLOT A-Y0,B+X0:DRAWTO A-Y1,B+X1
360 PLOT A+Y0,B-X0:DRAWTO A+Y1,B-X1
370 PLOT A-Y0,B-X0:DRAWTO A-Y1,B-X1
380 X0=X1:Y0=Y1
390 IF -X1>=Y1 THEN X1=X1+1:GOTO 290

```

### Program 5: Potential

```

100 REM CIRCLE DEMONSTRATION
110 REM PROGRAM #5
140 REM THIS METHOD TAKES APPROXIMATELY 3 SECONDS
210 GRAPHICS 8
220 COLOR 1
230 SETCOLOR 2,0,0
240 A=160
250 B=80
260 R=50
270 PHI=0
280 Y1=0
290 X1=R
300 PHIY=PHI+Y1+Y1+1
310 PHIXY=PHIY-X1-X1+1
400 PLOT A+X1,B+Y1
410 PLOT A-X1,B+Y1
420 PLOT A+X1,B-Y1
430 PLOT A-X1,B-Y1
440 PLOT A+Y1,B+X1
450 PLOT A-Y1,B+X1
460 PLOT A+Y1,B-X1
470 PLOT A-Y1,B-X1
500 PHI=PHIY
510 Y1=Y1+1
520 IF ABS(PHIXY)<ABS(PHIY) THEN PHI=PHIXY:X1=X1-1
530 IF X1>=Y1 THEN 300

```

### Program 6: BASIC Call To Machine Language

```

100 REM CIRCLE DEMONSTRATION
110 REM PROGRAM #6
140 REM THIS METHOD TAKES APPROXIMATELY 0.1833 SECONDS
210 GRAPHICS 8
220 COLOR 1
230 SETCOLOR 2,0,0
240 A=160
250 B=80
260 R=50
270 P=7*16*16*16
300 I=USR(P,A,B,R,1)


```





**BASIC COMMANDER**  
 BASIC COMMANDER is the most powerful programming aid for the ATARI 400/800/1200. Single keys access DOS functions, list and count the variables you have used, or LIST, SAVE, ENTER, LOAD or RUN files. Even has 3 programmable keys which you can program for any legal BASIC statement. This powerful utility also provides automatic line numbering, block deletion of a range of lines, and FAST renumbering of all lines and references, with extensive error trapping. Disk only, requires 16K: \$34.95.

**MMG BASIC DEBUGGER**  
 A totally unique utility for the ATARI 400/800/1200, unlike anything else available for microcomputers. TRACE through your BASIC program, printing line numbers or whole lines as they execute, to the screen or to a printer. Single step through your program, and change and/or display variable values at any time. Full screen editing: scroll your program up or down! The split screen mode allows you to view and edit two parts of your program at once. Search your program for any phrase, command or string of characters. Finally, you may obtain an alphabetized listing of your variables, with every line number in which each appears! Disk only, requires 24K: \$34.95.




## FOR YOUR ATARI FROM

### FINAL FLIGHT!

Have you ever wanted to pilot your own plane? Now, thanks to your ATARI and FINAL FLIGHT!, you can. This all machine language flight simulation is as close to the real thing as possible, with full-color views from the cockpit, full instrumentation, multiple levels of difficulty, several weather conditions, and more! Puts you at the controls of a small, single-engine plane on its final approach to the runway. Multiple screen updates per second give a real-time feeling of flight. Disk or tape, requires 24K: \$29.95.



### CAREER COUNSELOR




By  
 Mel Lebowitz and RLM Micro Systems  
 © 1983 MMG Micro Software

### CAREER COUNSELOR

A unique and fascinating way to explore the important world of careers, through a combination of education, fun, and a sense of adventure provided by the Career Search technique used. You enter your likes and dislikes concerning interests, abilities, and other goals, and the program generates a list of careers which satisfies your preferences. Through repeated use of this process, you gain valuable, life-long insights into your career goals. Contains hundreds of careers, with detailed information about each. Disk only, requires 32K: \$59.95.


## MMG MICRO SOFTWARE



**GRAPHICS TITLER**  
 Now you can design fantastic introductions or stunning visual displays for your own programs, and give that professional touch to your efforts. Supports 4 graphics modes, including high-resolution, multicolor mode 7.5! Allows mixing of text and graphics in any of the graphics modes. Includes both horizontal and vertical fine-scrolling routines for text using multiple letter sizes on the same line! The replicate command allows you to draw an object once, and copy it all over the screen with a single command! Disk only, requires 40K: \$39.95.

### MMG BUSINESS PROGRAMS

MAIL LIST	40K	\$39.95
MMG DATA MANAGER	40K	\$49.95
MMG FORM LETTER WRITER	40K	\$29.95
MMG GENERAL LEDGER	40K	\$99.95
MMG ACCOUNTS RECEIVABLE	40K	\$99.95
MMG ACCOUNTS PAYABLE	40K	\$99.95
MMG INVENTORY CONTROL	40K	\$99.95
MMG PAYROLL	40K	\$99.95



Available At Your Favorite Computer Store OR Send a Check or Money Order to:  
**MMG MICRO SOFTWARE • P.O. Box 131 • Marlboro, New Jersey 07746**

OR CALL  
**(201) 431-3472**

Please add \$3.00 for postage and handling  
 N.J. Residents add 6% for sales tax

For MasterCard, Visa or COD Deliveries

ATARI is a registered trademark of ATARI, Inc.

## Program 7: Machine Language Circle Drawing Subroutine

```

10 REM 28000- IS SUBROUTINE
20 GOSUB 28000
30 END
28000 FOR I=0 TO 758:READ A:POKE 286
72+I,A:NEXT I
28010 RETURN
28672 DATA 104,104,141,5,6,104
28678 DATA 141,4,6,104,141,7
28684 DATA 6,104,141,6,6,104
28690 DATA 141,9,6,141,12,6
28696 DATA 104,141,8,6,141,11
28702 DATA 6,104,104,141,10,6
28708 DATA 201,3,144,1,96,169
28714 DATA 0,141,13,6,141,14
28720 DATA 6,141,15,6,141,16
28726 DATA 6,24,173,4,6,109
28732 DATA 11,6,141,25,6,173
28738 DATA 5,6,109,12,6,141
28744 DATA 26,6,24,173,4,6
28750 DATA 109,13,6,141,29,6
28756 DATA 173,5,6,109,14,6
28762 DATA 141,30,6,56,173,4
28768 DATA 6,237,11,6,141,27
28774 DATA 6,173,5,6,237,12
28780 DATA 6,141,28,6,56,173
28786 DATA 4,6,237,13,6,141
28792 DATA 31,6,173,5,6,141
28798 DATA 14,6,141,32,6,24
28804 DATA 173,6,6,109,11,6
28810 DATA 141,33,6,173,7,6
28816 DATA 109,12,6,141,34,6
28822 DATA 24,173,6,6,109,13
28828 DATA 6,141,37,6,173,7
28834 DATA 6,109,14,6,141,38
28840 DATA 6,56,173,6,6,237
28846 DATA 11,6,141,35,6,173
28852 DATA 7,6,237,12,6,141
28858 DATA 36,6,56,173,6,6
28864 DATA 237,13,6,141,39,6
28870 DATA 173,7,6,237,14,6
28876 DATA 141,40,6,173,25,6
28882 DATA 141,0,6,173,26,6
28888 DATA 141,1,6,173,37,6
28894 DATA 141,2,6,173,38,6
28900 DATA 141,3,6,32,106,114
28906 DATA 173,27,6,141,0,6
28912 DATA 173,28,6,141,1,6
28918 DATA 32,106,114,173,25,6
28924 DATA 141,0,6,173,26,6
28930 DATA 141,1,6,173,39,6
28936 DATA 141,2,6,173,40,6
28942 DATA 141,3,6,32,106,114
28948 DATA 173,27,6,141,0,6
28954 DATA 173,28,6,141,1,6
28960 DATA 32,106,114,173,29,6
28966 DATA 141,0,6,173,30,6
28972 DATA 141,1,6,173,33,6
28978 DATA 141,2,6,173,34,6
28984 DATA 141,3,6,32,106,114
28990 DATA 173,31,6,141,0,6
28996 DATA 173,32,6,141,1,6
29002 DATA 32,106,114,173,29,6
29008 DATA 141,0,6,173,30,6
29014 DATA 141,1,6,173,35,6
29020 DATA 141,2,6,173,36,6
29026 DATA 141,3,6,32,106,114
29032 DATA 173,31,6,141,0,6
29038 DATA 173,32,6,141,1,6
29044 DATA 32,106,114,173,14,6
29050 DATA 205,12,6,240,3,144

```

```

29056 DATA 10,96,173,13,6,205
29062 DATA 11,6,144,1,96,173
29068 DATA 11,6,133,4,173,12
29074 DATA 6,133,5,173,13,6
29080 DATA 133,205,173,14,6,133
29086 DATA 206,6,4,38,5,6
29092 DATA 205,38,206,56,165,205
29098 DATA 109,15,6,141,17,6
29104 DATA 165,206,109,16,6,141
29110 DATA 18,6,24,173,17,6
29116 DATA 229,4,141,19,6,173
29122 DATA 18,6,229,5,141,20
29128 DATA 6,173,18,6,16,27
29134 DATA 73,255,141,22,6,173
29140 DATA 17,6,73,255,24,105
29146 DATA 1,141,21,6,173,22
29152 DATA 6,105,0,141,22,6
29158 DATA 24,144,9,141,22,6
29164 DATA 173,17,6,141,21,6
29170 DATA 173,20,6,16,27,73
29176 DATA 255,141,24,6,173,19
29182 DATA 6,73,255,24,105,1
29188 DATA 141,23,6,173,24,6
29194 DATA 105,0,141,24,6,24
29200 DATA 144,9,141,24,6,173
29206 DATA 19,6,141,23,6,173
29212 DATA 17,6,141,15,6,173
29218 DATA 18,6,141,16,6,24
29224 DATA 173,13,6,105,1,141
29230 DATA 13,6,173,14,6,105
29236 DATA 0,141,14,6,173,22
29242 DATA 6,205,24,6,144,39
29248 DATA 208,8,173,21,6,205
29254 DATA 23,6,144,29,173,19
29260 DATA 6,141,15,6,173,20
29266 DATA 6,141,16,6,56,173
29272 DATA 11,6,233,1,141,11
29278 DATA 6,173,12,6,233,0
29284 DATA 141,12,6,76,55,112
29290 DATA 173,2,6,133,205,169
29296 DATA 0,133,206,6,205,38
29302 DATA 206,6,205,38,206,6
29308 DATA 205,38,206,165,205,133
29314 DATA 4,165,206,133,5,6
29320 DATA 205,38,206,6,205,38
29326 DATA 206,24,165,205,101,4
29332 DATA 133,205,165,206,101,5
29338 DATA 133,206,173,0,6,133
29344 DATA 4,173,1,6,133,5
29350 DATA 70,5,102,4,70,5
29356 DATA 102,4,70,5,102,4
29362 DATA 24,165,205,101,4,133
29368 DATA 205,165,206,101,5,133
29374 DATA 206,24,165,205,101,88
29380 DATA 133,205,165,206,101,89
29386 DATA 133,206,173,0,6,41
29392 DATA 7,170,160,0,173,10
29398 DATA 6,208,10,189,41,6
29404 DATA 73,255,49,205,145,205
29410 DATA 96,201,1,208,8,189
29416 DATA 41,6,17,205,145,205
29422 DATA 96,189,41,6,81,205
29428 DATA 145,205,96,0,0,0

```

©

**COMPUTE!**  
The Resource

# COMPUTE!'s Second Book Of Atari

After only three years on the market, the Atari 400/800 microcomputers have become among the most popular personal computers ever made. So it was no surprise when *COMPUTE!'s First Book of Atari*, a collection of the best Atari articles published during 1980-81 in **COMPUTE!** Magazine, also became a "bestseller" with Atari enthusiasts. The first printing sold out in just a few months.

That's why we've followed up with *COMPUTE!'s Second Book of Atari*. Available immediately, the *Second Book of Atari* continues **COMPUTE!**'s tradition for personal computer users.

But the *Second Book of Atari* differs from the *First Book* in one important respect – all the articles are totally new and previously unpublished. The *Second Book of Atari* includes such interesting articles as "Page Flipping," "Fun With Scrolling," "Perfect Pitch," "Player-Missile Drawing Editor," and "TextPlot Makes a Game." Whole chapters are devoted to subjects such as "Advanced Graphics and Game Utilities," "Programming Techniques," and "Beyond BASIC." With 250 pages – more than 25 percent thicker than the *First Book* at the same price – the *Second Book of Atari* is crammed with information and ready-to-type program listings. And the book is spiral-bound to lie flat and is fully indexed for quick reference.

Best of all, *COMPUTE!'s Second Book of Atari*, like **COMPUTE!** Magazine itself, is written and edited to appeal to all computer enthusiasts – beginners and experts alike. Priced at only \$12.95.

Available at computer dealers and bookstores nationwide. To order directly call TOLL FREE 800-334-0868. In North Carolina call 919-275-9809. Or send check or money order to **COMPUTE! Books**, P.O. Box 5406, Greensboro, NC 27403.

iv	Introduction	Robert Lock
<b>1 Chapter One. Utilities.</b>		
2	Atari BASIC Joystick Routine	Kirk Gregg
5	Joystick Tester	Robert Rochon
7	Keyboard Input Or Controlled Escape	Brian Van Cleve
9	POKE TAB In BASIC	Lawrence R. Stark
11	The 49 Second Screen Dump	David Newcorn
15	Memory Test	Ed Stewart
<b>21 Chapter Two. Programming Techniques.</b>		
23	Atari BASIC String Manipulation Tricks	David E. Carew
26	Using The Atari Forced Read Mode	Frank C. Jones
33	A Simple Screen Editor For Atari Data Files	Lawrence R. Stark
36	Plotting Made Easy	John Scarborough
41	Graphics Generator	Matthias M. Giwer
44	Analyze Your Program – An Atari BASIC Utility	Fred Pinho
51	Inside Atari Microsoft BASIC: A First Look	Jim Butterfield
<b>53 Chapter Three. Advanced Graphics And Games Utilities.</b>		
55	Player-Missile Drawing Editor	E. H. Foerster
67	Point Set Graphics	Douglas Winsand
76	Page Flipping	Rick Williams
78	An Introduction To Display List Interrupts	Alan Watson
85	Extending Atari High Resolution Graphics	Phil Dunn
85	Part 1: The Polygon.Fill Subroutine	
92	Part 2: Textured Graphics	
114	Part 3: Multi-colored Graphics In Mode 8	
160	Textplot Makes A Game	David Plotkin
169	Fun With Scrolling	David Plotkin
<b>183 Chapter Four. Applications.</b>		
185	A Simple Text Editor	Oswaldo Ramirez
194	The Atari Keyboard Speaks Out	Walter M. Lee
198	Atari Screen As Strip Chart Recorder	Helmut Schmidt
209	Fast Banner	Sol Guber
213	Perfect Pitch	Fred Coffey
<b>219 Chapter Five. Beyond BASIC.</b>		
221	Put Your USR Code Into A BASIC Program Automatically	F. T. Meiere
225	Back Up Your Machine Language Programs With BASIC	Ed Stewart
229	Loading Binary DOS Files From BASIC	Robert E. Allegre
249	The Resident Disk Handler	Frank Kastenholz
248	Listing Conventions	
249	Index	

# PET Uncompactor

David L Evans

*The PET Compactor program (July 1982) was a popular, very fast way to squeeze a BASIC program into the smallest amount of memory possible. It created "metalines," some far longer than 80 characters, using a new line number only when the program's logic demanded it. Here's the companion utility. Also written entirely in machine language (and requiring Upgrade or 4.0 BASIC, with disk), the Uncompactor stretches a compact BASIC program out into many small lines. This makes modifications and program analysis easier. Often, a compacted program cannot be changed at all without being uncompact first. The program is provided as a hex dump, with instructions on how to enter it into your PET.*

---

This machine language routine uncompresses fast. In fact, it represents a 3300% increase in speed over an uncompactor written in BASIC.

Unlike my "Compactor" program published last year, it requires *no* changes to run on either Upgrade or 4.0 PET BASIC. It achieves this by making heavy use of the "kernel" (the jump table located at the top of memory in all PET/CBMs). The kernel is used to PRINT, OPEN and CLOSE files, GET and INPUT bytes, and to restore the original environment (default parameters) of the PET.

The routines to GET, INPUT, and RESTORE are all straightforward; all the user does is execute a subroutine call to the desired routine.

For example, to use the routine RESTORE, the user types:

```
JSR $FFCC
```

Both of the routines to GET and INPUT return the value that was input into the accumulator.

The PRINT routine (JSR \$FFD2) requires that the accumulator be loaded with the byte that the user wishes to be printed. The routine to set the OUTPUT or INPUT device also requires the user to set up some parameters before calling them. The user must first open the file to be accessed, then load the X-register with the file number, and

finally execute a subroutine call to the routine desired.

Example: To print a colon to file number two, do the following (this assumes that file number two has been opened):

```
LDX #$02
JSR $FFC9 ; set current output device
LDA #$3A
JSR $FFD2 ; print a colon
JSR $FFCC ; restore default devices
```

All the routines discussed above are widely used. The routines to OPEN and CLOSE files, however, are not as well-known. Each routine requires that you have, somewhere in memory, a string of characters containing the OPEN/CLOSE command. BASIC is informed where the command string is, by setting locations \$77 and \$78 to point to it.

Example: To open file number 15,8,15, type the following:

```
LDA #<COMAND
STA $77
LDA #>COMAND
STA $78
JSR $FFC0 ;open the file
COMAND .BYTE '15,8,15'
```

*Note:* My assembler uses "<" to load the LSB of a label and ">" to load the MSB of a label. To CLOSE a file, the same procedure is used.

The program is provided in the form of a hex dump of memory. To enter this into your computer, invoke the built-in monitor by typing SYS 4. Next, display the first block of memory by typing m 0400 047f. Type over the numbers already in memory with the new values in the program, hitting RETURN after each line of eight bytes. Repeat this procedure for the following blocks of memory until all changes have been made. Then save the program to disk by typing:

```
S "UNCOMPACTOR", 08, 0400, 08E7
```

Since the program occupies the normal BASIC program area, and since the first 13 bytes constitute a short "self-calling" routine, the program

can be loaded and run as if it were in BASIC.

It is not necessary to initialize the drives used; the program will automatically do it for you. If the output file name exists on the destination diskette, the program will overlay it. Follow the directions printed on the screen and your program will then be uncompactd. When the program is finished, LOAD the new version of your program and type the CLR command. This is necessary to relink the BASIC program. Be sure to reSAVE your CLRed program or else you will lose it.

For those who do not want to type this in,

send \$3 and a tape or disk along with a SASE mailer to the address below. If you send a disk, I have DOS 2.0 so all disks will be written in DOS 2.0.

I have source code available in CBM assembler format. If you would like a copy of the source code, be sure to make a note of it when you send for a copy of my program.

David L. Evans  
2202 Ellis Avenue  
Caldwell, ID 83605

### PET Machine Language Uncompactd.

0400 00 0B 04 FF FF 9E 31 30	05A8 ED 08 AD E4 08 8D E8 08	0750 85 78 60 8D E6 08 8E E7
0408 33 37 00 00 00 A9 E2 85	05B0 8D EC 08 AD F0 08 F0 07	0758 08 A9 20 20 D2 FF 20 D2
0410 01 A9 08 85 02 A0 00 98	05B8 A9 00 8D F0 08 F0 8B A0	0760 FF 20 D2 FF A0 00 8C EF
0418 91 01 C8 D0 FB E6 02 A6	05C0 01 B9 6B 09 C9 3A D0 51	0768 08 A2 00 AD E6 08 38 F9
0420 02 E0 0B D0 F3 A2 BC A0	05C8 C0 01 D0 03 4C 8B 06 EE	0770 B4 07 8D E6 08 AD E7 08
0428 07 20 E8 06 A2 00 BD D1	05D0 EA 08 D0 03 EE EB 08 AD	0778 C8 F9 B4 07 90 08 8D E7
0430 08 F0 06 9D F1 08 E8 D0	05D8 EA 08 CD E8 08 90 0B AD	0780 08 E8 88 4C 6B 07 88 AD
0438 F5 20 CF FF C9 0D F0 08	05E0 EB 08 CD E9 08 90 03 4C	0788 E6 08 79 B4 07 8D E6 08
0440 9D F1 08 E8 E0 19 D0 F1	05E8 8B 06 A2 06 20 C9 FF A9	0790 8A D0 09 2C EF 08 30 09
0448 A0 00 B9 94 08 F0 07 9D	05F0 00 20 D2 FF A9 01 20 D2	0798 A9 20 D0 07 A2 80 8E EF
0450 F1 08 E8 C8 D0 F4 AD F8	05F8 FF 20 D2 FF AD EA 08 20	07A0 08 09 30 20 D2 FF C8 C8
0458 08 C9 30 F0 04 C9 31 D0	0600 D2 FF AD EB 08 20 D2 FF	07AB C0 08 90 BD AD E6 08 09
0460 C4 AD F9 08 C9 3A D0 BD	0608 20 CC FF C8 B9 6B 09 C9	07B0 30 4C D2 FF 10 27 EB 03
0468 A2 7E A0 0B 20 E8 06 A2	0610 20 F0 F8 C9 3A F0 F4 D0	07B8 64 00 0A 00 20 20 20
0470 00 BD D9 08 F0 06 9D 15	0618 A8 A9 81 D9 6B 09 B0 4A	07C0 20 20 20 4D 41 43 48 49
0478 09 EB D0 F5 20 CF FF C9	0620 A9 9B D9 6B 09 90 43 A9	07C8 4E 45 20 4C 41 4E 47 55
0480 0D F0 08 9D 15 09 EB E0	0628 80 D9 6B 09 F0 23 A9 99	07D0 41 47 45 20 55 4E 43 4F
0488 1A D0 F1 A0 00 B9 9A 08	0630 D9 6B 09 90 1C A9 8A D9	07D8 4D 50 41 43 54 4F 52 0D
0490 F0 07 9D 15 09 EB C8 D0	0638 6B 09 B0 2E A9 90 D9 6B	07E0 0D 0D 42 59 3A 20 44 41
0498 F4 AD 1D 09 C9 30 F0 04	0640 09 90 27 A9 8C D9 6B 09	07E8 56 49 44 20 45 56 41 4E
04A0 C9 31 D0 C4 AD 1E 09 C9	0648 F0 20 A9 8D D9 6B 09 F0	07F0 53 0D 0D 0D 45 4E 54 45
04A8 3A D0 BD A5 77 8D E2 08	0650 19 A2 06 20 C9 FF 89 6B	07F8 52 20 46 49 4C 45 20 4E
04B0 A5 78 8D E3 08 A9 C9 85	0658 09 20 D2 FF B9 6B 09 F0	0800 41 4D 45 20 57 49 54 48
04B8 77 A9 08 85 78 20 C0 FF	0660 03 C8 D0 ED 20 CC FF 4C	0808 20 54 48 45 20 44 52 49
04C0 A2 0F 20 C9 FF AD F8 08	0668 4A 05 B9 6B 09 C9 22 D0	0810 56 45 20 4E 55 4D 42 45
04C8 CD 1D 09 F0 10 A9 49 20	0670 1A A2 06 20 C9 FF B9 6B	0818 52 0D 0D 50 52 45 43 45
04D0 D2 FF AD F8 08 20 D2 FF	0678 09 20 D2 FF 20 CC FF C8	0820 44 49 4E 47 20 49 54 2E
04D8 A9 0D 20 D2 FF A9 49 20	0680 B9 6B 09 C9 22 F0 04 C9	0828 0D 0D 45 58 41 4D 50 4C
04E0 D2 FF AD 1D 09 20 D2 FF	0688 00 D0 E6 A2 06 20 C9 FF	0830 45 3A 20 20 20 30 3A 46
04E8 A9 0D 20 D2 FF 20 CC FF	0690 B9 6B 09 20 D2 FF 20 CC	0838 49 4C 45 4E 41 4D 45 0D
04F0 20 10 07 A9 F1 85 77 A9	0698 FF B9 6B 09 F0 04 C8 4C	0840 0D 44 4F 20 54 48 45 20
04F8 08 85 78 20 C0 FF 20 10	06A0 C1 05 4C 4A 05 A2 06 20	0848 53 41 4D 45 20 57 49 54
0500 07 A9 15 85 77 A9 09 85	06A8 C9 FF A9 00 20 D2 FF 20	0850 48 20 54 48 45 20 4E 55
0508 78 20 C0 FF 20 10 07 A2	06B0 D2 FF 20 CC FF A2 A0 A0	0858 54 50 55 54 20 46 49 4C
0510 AB A0 08 20 E8 06 20 F9	06B8 08 20 E8 06 A9 C2 85 77	0860 45 20 4E 41 4D 45 2E 0D
0518 06 A2 06 20 C9 FF AD E4	06C0 A9 08 85 78 20 C3 FF A9	0868 0D 0D 0D 49 4E 50 55 54
0520 08 20 D2 FF AD E5 08 20	06C8 C4 85 77 A9 08 85 78 20	0870 20 46 49 4C 45 20 4E 41
0528 D2 FF 20 CC FF AD E4 08	06D0 C3 FF A9 C6 85 77 A9 08	0878 4D 45 20 3E 20 00 0D 0D
0530 D0 11 20 CF 06 A2 06 20	06D8 85 78 20 C3 FF AD E2 08	0880 4F 55 54 50 55 54 20 46
0538 C9 FF AD E5 08 20 D2 FF	06E0 85 77 AD E3 08 85 78 60	0888 49 4C 45 20 3E 41 4D 45
0540 20 CC FF A9 01 8D F0 08	06E8 86 01 84 02 A0 00 B1 01	0890 20 3F 20 00 2C 50 2C 52
0548 D0 46 AD E8 08 8D EA 08	06F0 F0 06 20 D2 FF C8 D0 F6	0898 22 00 2C 50 2C 57 22 00
0550 AD E9 08 8D EB 08 AD EE	06F8 60 20 FF 06 8D E4 08 A2	08A0 93 12 44 4F 4E 45 0D 0D
0558 08 D0 03 4C A5 06 AD EA	0700 05 20 C6 FF 20 E4 FF 48	08A8 0D 0D 00 93 57 4F 52 4B
0560 08 AE EB 08 20 53 07 A2	0708 20 CC FF 68 8D E5 08 60	08B0 49 4E 47 20 4F 4E 20 4C
0568 06 20 C9 FF A9 01 20 D2	0710 A2 0F 20 C6 FF A2 00 20	08B8 49 4E 45 2E 2E 2E 2E 0D
0570 F2 20 D2 FF AD EC 08 20	0718 E4 FE 9D 32 09 C9 0D F0	08C0 0D 00 36 00 35 00 31 35
0578 D2 FF AD E8 08 20 D2 FF	0720 03 E8 D0 F3 20 CC FF AD	08C8 00 31 35 20 38 2C 31 35
0580 20 CC FF A0 01 20 FF 06	0728 39 09 C9 32 B0 01 60 A9	08D0 00 35 20 38 2C 35 2C 22
0588 99 6B 09 F0 03 C8 D0 F5	0730 0D 20 D2 FF 20 D2 FF A2	08D8 00 36 2C 38 2C 36 2C 22
0590 20 F9 06 18 6D E4 08 8D	0738 00 BD 39 09 20 D2 FF C9	08E0 40 00 00 00 00 00 00 00
0598 EE 08 90 03 EE EE 08 F0	0740 0D F0 03 E8 D0 E3 68 68	
05A0 12 20 F9 06 8D E9 08 8D	0748 AD E2 08 85 77 AD E3 08	

# Statistical Test Of Commodore And Radio Shack RND

Brian Flynn

*This article provides a statistical test of the randomness of your BASIC's random number generator. Versions of the program for TRS-80 Color Computers with Extended Color BASIC and for PET/CBM, VIC, and 64 computers are provided. To use the TRS-80 version with non-Extended BASIC, you must substitute the value of square root of N for SQR(N) in lines 6110 and 6120, since non-Extended Color BASIC has no square root function. (SQR(1000) = 31.6228.) Alternatively, the Color BASIC manual lists a square root routine on page 116. The only changes necessary to use the PET/CBM version on the VIC-20 or Commodore 64 are to adapt the PRINT statements to the smaller screen sizes.*

*As presented, the program takes several hours to sort each subsequence. Thus, several days would be required for a complete program run. Each of the following options significantly reduces the required execution time:*

- 1. Replace the sort routine (Module 5) with a faster sorting routine. (See "All Sorts of BASIC Sorts," **COMPUTE!**, December 1982, #31.)*
- 2. Compile the program before running it. (Of course, to do this you must have a BASIC compiler.)*
- 3. Reduce the number of fractions specified in the DATA statement of line 2020.*

---

The phrase "Kolmogorov-Smirnov" brings to mind the vision of a big white dog, a beautiful princess, and a bearded, virile, vodka-drinking czar. In reality, however, "Kolmogorov-Smirnov" is not this imaginary troika from pre-Bolshevik days, but rather a statistical test, named after two Russian mathematicians, for trying to determine how well values from a sample match values from a specified population.

The test is often used to examine the degree of randomness of sequences of fractions generated by the computer from a uniform distribution. This article explains the Kolmogorov-Smirnov

test in more detail, and then uses the test to evaluate the quality of the random number generator in Microsoft's BASIC compiler for the TRS-80 and Commodore computers.

## Kolmogorov-Smirnov Test

The command "RND(0)" in TRS-80 BASIC generates a fraction from a uniform distribution between 0 and 1, exclusive. In this distribution, graphed in Figure 1, the probability of drawing a fraction between 0.0 and 0.1, in a one-shot selection, is equal to the probability of drawing a fraction between 0.1 and 0.2, or 0.2 and 0.3, and so on. In each case, the probability is 1/10 since the distribution is divided into ten equal parts.

Now, the Kolmogorov-Smirnov test uses cumulative rather than absolute relative frequency distributions. Referring again to the uniform distribution of Figure 1, note that the probability of drawing a fraction less than or equal to 0.2 is  $1/10 + 1/10$ , or 0.2. Similarly, the probability of drawing a fraction less than or equal to 0.3 is  $1/10 + 1/10 + 1/10$ , or 0.3. In general, the probability of selecting a fraction less than or equal to some number X is simply X, where X ranges from 0 to 1. The distribution based upon these cumulative probabilities is graphed in Figure 2.

The essence of the Kolmogorov-Smirnov test is comparing theoretical and empirical cumulative frequency distributions. An example of the latter type of distribution is based upon the following sequence of ten fractions, rounded to three decimal places, generated by executing "RND(0)" on a Honeywell computer: 0.789, 0.528, 0.871, 0.097, 0.276, 0.434, 0.711, 0.535, 0.776, and 0.918. If the sample sequence is random, then the empirical cumulative frequency distribution, based upon observed values sorted in ascending order, should approximate the theoretical one. These distributions are compared in Table 1 and Figure 3.

These two displays reveal that the observed fractions are a little too high, and that the empirical

# CALL NOW

PRODUCT/SHIPPING TOLL FREE INFORMATION

## 800-821-2169

CALIFORNIA RESIDENTS 213/996-5722

### SUPER SPECIALS

NEC 8023A	459.95
HAYES SMARTMODEM	209.95
EPSON FX-80	549.95
WABASH DISKETTES	17.95
OKIDATA 82A	429.95
SANYO GREEN MONITOR	89.95
AMDEK COLOR 1	299.95
RANA DISK DRIVE	329.95

**ATARI & COMMODORE SOFTWARE**  
UP TO 40% OFF. (mail order only)  
**OUR PRICES WILL NOT BE BEAT**

## uni-com

THE SOFTWARE & COMPUTER SERVICE STORES  
18639 1/2 VENTURA BLVD. TARZANA, CA. 91356  
mail order department



## ISOBAR... the most complete computer protection!

More features to prevent errors, false printout, disc skips! *Only ISOBAR has 3-way spike protection, noise suppression for RFI PLUS isolated filter banks!* Individual filter banks isolate each load from other loads minimizing data errors of any kind. MOV surge suppressors arrest both common mode and differential mode surges. L/C filter network rejects radio frequency noise at any amplitude. Torroidal coils for greatest efficiency! All-metal housing.

**Indus-Tool, 325 W. Huron, Dept.**  
**Chicago, IL 60610 • Call 1-312-642-6871**

Enclosed is \$ \_\_\_\_\_ or charge on  
 MasterCard or  Visa Expires \_\_\_\_\_  
Card no. \_\_\_\_\_

Name \_\_\_\_\_

Signature \_\_\_\_\_

Company \_\_\_\_\_

Address \_\_\_\_\_

City \_\_\_\_\_

State \_\_\_\_\_

Zip \_\_\_\_\_

Model IBAR 4-6  
(4 outlets,  
6 ft. cord)  
**Only \$79.95**

Model IBAR 3-6  
(3 outlets,  
6 ft. cord)  
**Only \$54.95**

Model IBAR 8-15  
(8 outlets,  
15 ft. cord)  
**Only \$97.95**



**IS A RANGE OF HIGH QUALITY  
SOFTWARE PRODUCED BY  
INTERNATIONAL EXPERTS FOR  
SMALL BUSINESS APPLICA-  
TIONS. ITS HALLMARKS ARE:  
QUALITY, FLEXIBILITY, ER-  
GONOMIC DESIGN, RELIABILITY  
AND PRICE/VALUE FACTOR.**

## THAT'S



**CREATE YOUR  
LIFE MORE  
SUCCESSFUL!**

distribution is therefore a little too low. But is it so low that we reject the null hypothesis of a random sequence? The following two test statistics are used to answer this question (Professor Knuth, p. 45):

$$K^+ = \sqrt{n} \max\{j/n - F(X_j)\} \text{ and}$$

$$K^- = \sqrt{n} \max\{F(X_j) - (j-1)/n\}, \text{ for } j=1, 2, \dots, n.$$

The symbol  $K^+$  is the maximum vertical distance between the two curves when the empirical distribution is higher than the theoretical distribution, and  $K^-$  is the maximum distance when the empirical distribution is lower. Further,  $n$  is the sample size, ten in this case. And  $F(X_j)$  is the theoretical cumulative frequency for the  $j^{\text{th}}$  observation. For example,  $F(X_1) = 0.097$  since 9.7% of all values from a uniform distribution are  $\leq 0.097$ . Similarly,  $F(X_2) = 0.276$ , and so on.

For our data,  $K^+ = 0.259$  and  $K^- = 0.740$ . Referencing Kolmogorov-Smirnov critical values (Professor Knuth, p. 44), both of these statistics fall in the acceptance region for the null hypothesis at the 10% level of significance, using a two-tail test (5% of the distribution's area is under each tail). Hence, we can't label the observed sequence of fractions "nonrandom."

### A Practical Application

The quality of the random number generator in Microsoft's BASIC is examined here, using the computer program listed at the end of the article. Specifically, the degree of randomness of the sequence of the first 50,000 fractions generated by RND(0) is investigated. This is done by performing the Kolmogorov-Smirnov test on each successive interval of 1,000 fractions within the total sequence. Hence, 50 values of the  $K^+$  statistic and 50 values of the  $K^-$  statistic are tallied.

Test results, summarized in Table 2, reveal that the  $K^+$  and  $K^-$  values always fall within the middle 98 percentile portion of the distribution. And they fall within the middle 90 percentile part 92 out of 100 times. These results suggest that the random number generator is a good one.

As an additional check, however, the Kolmogorov-Smirnov test is applied once again, this time to the 50  $K^+$  values and to the 50  $K^-$  values from before. As Professor Knuth indicates (p. 45), this enables us "... to detect both local and global nonrandom behavior." Test results, using

$$F(X) = 1 - e^{-2X^2}$$

as the cumulative frequency distribution for the  $K$  values, are:

	$K^+$	$K^-$
Based on 50 $K^+$ 's	0.217	0.650
Based on 50 $K^-$ 's	0.875	0.111

In all four cases, the null hypothesis of a random sequence is not rejected at the 2% level of significance, in a two-tail test. At the 10% level of significance  $H_0$  is rejected one out of four times, with 0.111 the guilty value.

The Kolmogorov-Smirnov test is useful in examining the randomness of sequences of fractions generated by RND(0). But remember, no random number generator is perfect. And just because a sequence passes one statistical test does not mean that it will pass a second.

### References

- Knuth, Donald E. *The Art of Computer Programming*, Vol. 2. Reading: Addison-Wesley Publishing Company, Inc., 1971.
- Lapin, Lawrence L. *Statistics for Modern Business Decisions*. New York: Harcourt Brace Jovanovich, Inc., 1973, pp. 422-426.

**Table 1: Sample And Theoretical Cumulative Relative Frequencies**

Fraction	Sample Cumulative Frequency	Theoretical Cumulative Frequency
0.097	0.1	0.097
0.276	0.2	0.276
0.434	0.3	0.434
0.528	0.4	0.528
0.535	0.5	0.535
0.711	0.6	0.711
0.776	0.7	0.776
0.789	0.8	0.789
0.871	0.9	0.871
0.918	1.0	0.918

Note that the theoretical cumulative frequency always equals the value of the observed fraction. This is because the probability of drawing a fraction less than or equal to, say, 0.276, is 0.276, where the population is the uniform distribution between 0 and 1.

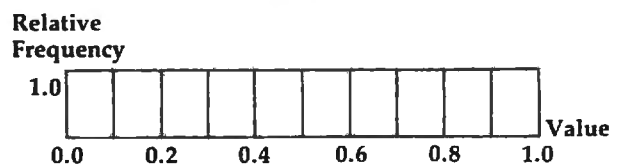
**Table 2: Kolmogorov-Smirnov Test Results**

$H_0$ : The sequence is random  
 $H_A$ : The sequence is nonrandom

Level Of Significance	Critical Values		Number Of Times In 50 Trials That $H_0$ Is Rejected	
	Lower	Upper	$K^+$	$K^-$
2%	0.066	1.511	0	0
10%	0.156	1.219	4	4
50%	0.375	0.828	26	26

Note: The level of significance is the probability of rejecting  $H_0$  when  $H_0$  is in fact true.

**Figure 1. Uniform Distribution Between 0 And 1**





# Universal's Hot as a firecracker deals for July!

TITLE	RETAIL	COST
-------	--------	------

## VIC-20

Martian Raider (New) (T)	19.95	14.95
Shark Trap (New) (T)	19.95	14.95
Choplifter (SAVE!!!) (C)	44.95	29.95
Rat Hotel (New) (C)	39.95	29.95
Trashman (SAVE!!!) (C)	44.95	29.95
Home/Office (T)	29.95	21.95
Sword of Fargoal (T)	29.95	21.95
Rescue at Rigel (T)	29.95	21.95
HES Writer (C)	39.95	29.95
VIC Forth (C)	51.95	44.95
Exterminator (T)	21.95	18.95
Krazy Kong (T)	12.95	9.95
Quick Brown Fox (C)	65.00	48.95
Deadly Duck (C)	34.95	25.95
Touch Typing Tutor (T)	19.95	14.95
Annihilator (T)	9.95	14.95
Kongo Kong (T)	19.95	14.95
Trek (T)	19.95	14.95
Flash 'N Math Addition (T)	15.95	11.95
Flash 'N Spell (T)	15.95	11.95
Serpentine (SAVE!!!) (C)	44.95	29.95

## COMMODORE 64

Home Accountant (D)	74.95	54.95
Temple of Apschai (D)	39.95	29.95
Upper Reaches of Apschai (D)	19.95	14.95
Curse of Ra (D)	19.95	14.95
Jumpman (New...GREAT!)(D)	39.95	29.95
Coco (D)	49.95	36.95
Gridrunner (C)	39.95	29.95
HES Writer (C)	44.95	34.95
Retro Ball (C)	39.95	29.95
HES Mon 64 (C)	39.95	29.95
Zork 1 (D)	39.95	29.95
Zork 2 (D)	39.95	29.95
Zork 3 (D)	39.95	29.95
Deadline (D)	49.95	36.95
Starcross (D)	39.95	29.95
Suspended (New) (D)	49.95	36.95
Weather War II (T)	19.95	14.95
Medicine Man (T)	21.95	16.95
3D 64 Man (T)	19.95	14.95
Krazy Kong (T)	19.95	14.95
Quick Brown Fox (C)	65.00	49.95
Color Craft (T)	29.95	21.95
Color Craft (D)	34.95	25.95
Meteor Madness (New) (T)	24.95	18.95
Meteor Madness (New) (D)	29.95	21.95
Fast Eddie (D)	34.95	26.95
Turmoil (D)	34.95	26.95
Squish 'Um (New) (D)	34.95	26.95
Type Attack (D)	39.95	29.95
Robbers of the Lost Tomb (D/T)	24.95	18.95
Wall Street (D/T)	24.95	18.95
Money Manager (D/T)	24.95	18.95
Data Manager (D/T)	24.95	18.95
Adventure Pack 1 (T)	19.95	14.95
Adventure Pack 2 (T)	19.95	14.95
Grave Robbers (T)	19.95	14.95
Trek-64 (T)	15.95	12.95
Annihilator (T)	21.95	15.95
Kongo Kong (T)	24.95	18.95
Word Pro 3+ (GREAT!!!) (D)	89.95	71.95

**FOR FAST DELIVERY,** send certified checks, money orders, or use your Master Charge or Visa and call **1-800-343-8019**. From inside New Hampshire call **1-603-542-6175**. Personal or company checks require two to three weeks to clear. All prices are subject to change without notice. Please include \$2.00 per package for postage and handling.

**CALL NOW 1-800 343-8019**




**UNIVERSAL SOFTWARE**

The Best Software for Less  
P O Box 955  
Claremont, NH 03743

OPEN MON THRU SAT  
8:00 AM to 10:00 PM E.D.T.

We also carry Apple, Atari & Timex-Sinclair Software—ask for our list.

**YES! WE SAID SORT VISICALC**



## VERSACALC™

Everything you always wanted to do with Visicalc, (but thought you couldn't).

If you use Visicalc™ but you are bumping into its limitations, then you need Versacalc™! Now it is possible for people untrained in Visicalc to perform weekly updating without constant instruction. Versacalc runs within Visicalc but uses no extra memory; in fact, it effectively increases memory by letting you call in modules from disk as needed.

### Now You Can:

- SORT a Visicalc screen on any column, ascending or descending; all related formulas and labels are sorted too!
- Put the entire disk CATALOG on the screen at once!
- Easily do Year-To-Date accumulations!
- "Pound" formulas to expose formulas in place on the screen!<sup>1</sup>
- Append two Visicalc files!<sup>1</sup>
- Print the contents of a /SS file!
- Print the contents of a /PF file!
- AND our Easel Binder is so nice that you will put your *other* manual in it!

A Tutorial section makes clear such features as @LOOKUP, DIF, @NA, and @ERROR which are not well explained in the Visicalc manual.

A Utilities section makes it easy to create your own menu-driven modules which condense hundreds of commands into four keystrokes. You can build in sophisticated error checking (e.g. Is the input value between certain limits?).

Versacalc, software to help you do everything you always wanted to do with Visicalc is now available for the following hardware:

Apple II \$100 IBM PC<sup>1</sup> \$150  
PET & CBM\*<sup>1</sup> \$125 \*Specify DOS  
Plus shipping. MC and Visa accepted.



## Anthro-Digital

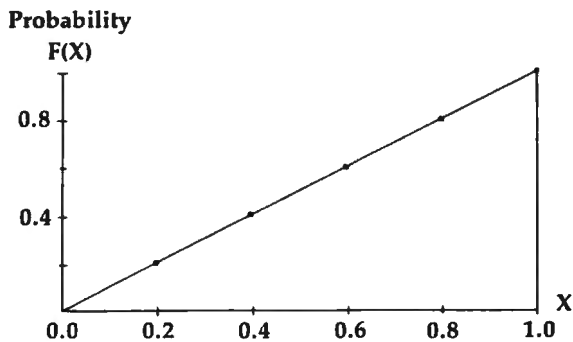
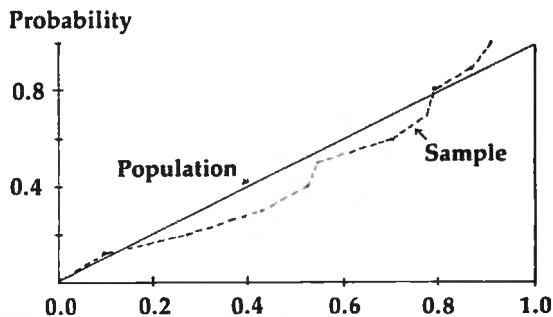
103 Bartlett Avenue, Pittsfield, MA 01201  
Telephone (413) 448-8278, Telex 467622

The Company That Interfaces People and Computers

Apple II is a trademark of Apple Computer, Inc.  
Versacalc is a trademark of Versacalc Enterprises, Inc.  
Visicalc is a trademark of Visicorp, Inc.

See your dealer or contact us.

Also available from Anthro-Digital: Visicalc Formatting Aids, The Executive Secretary, The Personal Secretary, and Executive Speller, Hebrew II and Hebrew II Plus, S-C Macro Assembler, QuickTrace, Amper-Magic, The Rental Manager, E.A.R.M. accounting packages.

**Figure 2.****Probability Of Drawing A Fraction Less Than Or Equal To X****Figure 3.****Comparison Of Theoretical And Sample Cumulative Relative Frequency Distributions****Color Computer Version.**

```

40 REM SALIENT SYMBOLS AND ARRAYS
50 REM MODULE 1
60 REM FIRST LEVEL SUBROUTINES
70 REM MODULE 2 - INITIALIZE
80 GOSUB 2000
90 REM MODULE 3 - PERFORM TEST
100 GOSUB 3000
110 REM SECOND LEVEL SUBROUTINES
120 REM MODULE 4 - GENERATE A SEQUENCE OF FRACTIONS
130 REM MODULE 5 - SORT FRACTIONS IN ASCENDING ORDER
140 REM MODULE 6 - TALLY TEST STATISTICS
150 REM MODULE 7 - PRINT RESULTS
160 END
1000 REM MODULE 1
1010 REM SALIENT SYMBOLS
1020 REM KMINUS = PROFESSOR KNUTH'S K- STATISTIC
1030 REM KPLUS = PROFESSOR KNUTH'S K+ STATISTIC
1040 REM N = NUMBER OF FRACTIONS IN A SUBSEQUENCE
1050 REM T = TOTAL NUMBER OF FRACTIONS
1060 REM ARRAYS
1070 REM U = VECTOR OF VALUES FROM A UNIFORM DISTRIBUTION
2000 REM MODULE 2
2010 REM TOTAL NUMBER OF FRACTIONS GENERATED &
NUMBER IN EACH SUBSEQUENCE
2020 DATA 50000,1000
2030 READ T,N
2040 DIM U(N)
2050 REM HEADING
2060 CLS

```

```

2070 PRINT"THIS PROGRAM PERFORMS THE KOLMOGOROV
-SMIRNOV (KS) TEST OF"
2080 PRINT"RANDOMNESS ON A SEQUENCE OF FRACTIONS
FROM A UNIFORM"
2090 PRINT"DISTRIBUTION BETWEEN 0 AND 1."
2100 PRINT
2110 PRINT"THIS IS DONE BY APPLYING THE KS TEST
TO SUBSEQUENCES"
2120 PRINT"OF THE TOTAL SEQUENCE:"
2130 PRINT
2140 PRINT"TOTAL NUMBER OF FRACTIONS GENERATED
=";T
2150 PRINT"NUMBER IN EACH SUBSEQUENCE = ";N
2160 PRINT
2170 PRINT"CHANGE THE ELEMENTS IN THE DATA STATEMENT
OF LINE 2020"
2180 PRINT"FOR DIFFERENT VALUES."
2190 PRINT
2200 PRINT"HIT 'ENTER' TO PROCEED":INPUT Z$
2210 RETURN
3000 REM MODULE 3
3010 CLS
3020 BK$ = "
"
3030 PRINT TAB(20)"KOLMOGOROV-SMIRNOV TEST"
3040 FOR I=1 TO T STEP N
3050 REM PRINT SUBSEQUENCE
3060 PRINT @64,BK$
3070 PRINT @64,"FRACTIONS :";I;" TO ";I+N-1
3080 REM GENERATE SEQUENCE OF FRACTIONS
3090 PRINT @192,"** GENERATING FRACTIONS ...
"
3100 GOSUB 4000
3110 REM SORT FRACTIONS
3120 PRINT @192,"** SORTING FRACTIONS ...
"
3130 GOSUB 5000
3140 REM TALLY KS STATISTICS
3150 PRINT @192,"** TALLYING TEST STATISTICS ..
"
3160 GOSUB 6000
3170 REM PRINT RESULTS
3180 GOSUB 7000
3190 NEXT I
3200 RETURN
4000 REM MODULE 4
4010 FOR J = 1 TO N
4020 U(J) = RND(0)
4030 NEXT J
4040 RETURN
5000 REM MODULE 5
5010 REM SUBSTITUTE "QUICK SORT" HERE FOR FASTER
PROGRAM EXECUTION
5020 FOR J=1 TO N-1
5030 FOR L=1 TO N-J
5040 IF U(L+1)<U(L) THEN HOLD=U(L+1):U(L+1)=U(L)
):U(L)=HOLD
5050 NEXT L,J
5060 RETURN
6000 REM MODULE 6
6010 REM PROFESSOR KNUTH'S K+ AND K- STATISTICS
6020 KPLUS=0
6030 KMINUS=0
6040 FOR J=1 TO N
6050 QPLUS=J/N - U(J)
6060 QMINUS=U(J) - (J-1)/N
6070 IF QPLUS>KPLUS THEN KPLUS=QPLUS
6080 IF QMINUS>KMINUS THEN KMINUS=QMINUS
6090 NEXT J
6100 REM APPLY PROFESSOR KNUTH'S MULTIPLICATIVE
TERM
6110 KPLUS=SQR(N)*KPLUS
6120 KMINUS=SQR(N)*KMINUS
6130 RETURN
7000 REM MODULE 7
7010 PRINT @320,BK$
7020 PRINT @384,BK$
7030 PRINT @320,"K+ = ";KPLUS
7040 PRINT @384,"K- = ";KMINUS
7050 RETURN

```

## Commodore Version.

```

40 REM SALIENT SYMBOLS AND ARRAYS
50 REM MODULE 1
60 REM FIRST LEVEL SUBROUTINES
70 REM MODULE 2 - INITIALIZE
80 GOSUB 2000
90 REM MODULE 3 - PERFORM TEST
100 GOSUB 3000
110 REM SECOND LEVEL SUBROUTINES
120 REM MODULE 4 - GENERATE A SEQUENCE OF FRACTIONS
130 REM MODULE 5 - SORT FRACTIONS IN ASCENDING ORDER
140 REM MODULE 6 - TALLY TEST STATISTICS
150 REM MODULE 7 - PRINT RESULTS
160 END
1000 REM MODULE 1
1010 REM SALIENT SYMBOLS
1020 REM KMINUS = PROFESSOR KNUTH'S K- STATISTIC
1030 REM KPLUS = PROFESSOR KNUTH'S K+ STATISTIC
1040 REM N = NUMBER OF FRACTIONS IN A SUBSEQUENCE
1050 REM T = TOTAL NUMBER OF FRACTIONS
1060 REM ARRAYS
1070 REM U = VECTOR OF VALUES FROM A UNIFORM DISTRIBUTION
2000 REM MODULE 2
2010 REM TOTAL NUMBER OF FRACTIONS GENERATED & NUMBER IN EACH SUBSEQUENCE
2020 DATA 50000,1000
2030 READ T,N
2040 DIM U(N)
2050 REM HEADING
2060 PRINT "{CLEAR}"
2070 PRINT "THIS PROGRAM PERFORMS THE KOLMOGOROV-SMIRNOV (KS) TEST OF RANDOMNESS ON A SEQUENCE OF FRACTIONS FROM A UNIFORM DISTRIBUTION BETWEEN 0 AND 1. THIS IS DONE BY APPLYING THE KS TEST TO SUBSEQUENCES OF THE TOTAL SEQUENCE:"
2130 PRINT
2140 PRINT "TOTAL NUMBER OF FRACTIONS = ";T
2150 PRINT "NUMBER IN EACH SUBSEQUENCE = ";N
2160 PRINT
2170 PRINT "CHANGE THE ELEMENTS IN THE DATA STATEMENTS OF LINE 2020 FOR DIFFERENT VALUES."
2190 PRINT
2200 PRINT "HIT 'RETURN' TO PROCEED"
2210 GET Z$:IF Z$<>CHR$(13) THEN 2210
2220 RETURN
3000 REM MODULE 3
3010 PRINT "{CLEAR}"
3020 BK$ = ""
3030 PRINT TAB(8)"KOLMOGOROV-SMIRNOV TEST"
3040 FOR I=1 TO T STEP N
3050 REM PRINT SUBSEQUENCE
3060 PRINT "{04 DOWN}";BK$
3070 PRINT "{02 UP}FRACTIONS :";I;"TO";I+N-1
3080 REM GENERATE SEQUENCE OF FRACTIONS
3090 PRINT "{04 DOWN}** GENERATING FRACTIONS ..."
3100 GOSUB 4000
3110 REM SORT FRACTIONS
3120 PRINT "{UP}** SORTING FRACTIONS ..."
3130 GOSUB 5000
3140 REM TALLY KS STATISTICS
3150 PRINT "{UP}** TALLYING TEST STATISTICS ..."
3160 GOSUB 6000
3170 REM PRINT RESULTS
3180 GOSUB 7000

```

```

3190 PRINT "{HOME}{DOWN}"
3200 NEXT I
3210 RETURN
4000 REM MODULE 4
4010 FOR J = 1 TO N
4020 U(J) = RND(0)
4030 NEXT J
4040 RETURN
5000 REM MODULE 2
5010 REM SUBSTITUTE "QUICK SORT" HERE FOR FASTER PROGRAM EXECUTION
5020 FOR J=1 TO N-1
5030 FOR L=1 TO N-J
5040 IF U(L+1)<U(L) THEN HOLD=U(L+1):U(L+1)=U(L):U(L)=HOLD
5050 NEXT L,J
5060 RETURN
6000 REM MODULE 6
6010 REM PROFESSOR KNUTH'S K+ AND K- STATISTICS
6020 KPLUS=0
6030 KMINUS=0
6040 FOR J=1 TO N
6050 QPLUS=J/N - U(J)
6060 QMINUS=U(J) - (J-1)/N
6070 IF QPLUS>KPLUS THEN KPLUS=QPLUS
6080 IF QMINUS>KMINUS THEN KMINUS=QMINUS
6090 NEXT J
6100 REM APPLY PROFESSOR KNUTH'S MULTIPLICATIVE TERM
6110 KPLUS=SQR(N)*KPLUS
6120 KMINUS=SQR(N)*KMINUS
6130 RETURN
7000 REM MODULE 7
7010 PRINT "{04 DOWN}";BK$
7020 PRINT "{02 UP}K+ = ";KPLUS
7030 PRINT "{DOWN}";B$
7040 PRINT "{02 UP}K- = ";KMINUS
7050 RETURN

```

©

Use the card in the back of this magazine to order your **COMPUTE! Books**

• VIC 20 • COMMODOR 64 • ATARI

**THERE IS STRENGTH IN NUMBERS**  
JOIN  
**THE SOFTWARE CO-OP**

NOW! For the cost of a single game cartridge you can join THE SOFTWARE CO-OP. Use the advantage of bulk-purchasing and pay only \$1 over wholesale for games, utilities and educational software. Rock-bottom prices on all equipment and supplies. Savings up to 40%. Guaranteed. Specializing in VIC 20, Commodor 64, Atari, Apple and Sinclair.

Write today for free details about our exciting new catalog and other sensational Co-op benefits including special swap system and free technical assistance.

**THE SOFTWARE CO-OP**  
PO BOX 275 ELIZABETH, NJ 07207

• APPLE • SINCLAIR • SINCLAIR • ATARI • VIC 20 • COMMODOR 64 • ATARI

# How The VIC/64 Serial Bus Works

Jim Butterfield, Associate Editor

*The Serial bus connects VIC or Commodore 64 to its major peripherals, especially disk and tape. The workings of this interface have been a source of bafflement to most of us. We know that it's somehow related to the IEEE-488 bus which is used on PET and CBM computers. But it has fewer wires, and it's slower. For anyone interested in interfacing details, this article will clear up the mystery.*

---

## Ground Rules

To understand the workings of this bus, you must work through a few concepts. Later, we'll get technical for those who want it.

The bus, like the IEEE, has two modes of operation: Select mode, in which the computer calls all devices and asks for a specific device to remain connected after the call ("Jones, would you stay in my office after the meeting?"); and Data mode, in which actual information is transmitted ("Jones, I've decided to give you a raise"). Select mode is invoked by the use of a special control line called "Attention," or ATN.

By using Select mode, you can call in any device you choose, but you may need to do more before you transmit data. You might have several disk files in progress - writing some and reading others - and when you select the disk, device 8, you'll still need to specify which "part" of the disk you want to reach: subchannel 3, subchannel 15, or whatever. To do this, we use a "secondary address" which usually signals a subsystem within a specific device. That goes in as part of the command during Select mode. Finally, we may need to send other control information: the name of the file we wish to open, for example. That's not data; it's device setup information, so we also send it in Select mode.

But the main part is: you select a device, and then you send to it or receive from it. Finally, you shut it off. All devices are connected, but only the one you have selected will listen or talk.

## Some Technical Ground Rules

If you're not into volts and signals and things, the

rest of this article may not do much for you. I want to talk about technical aspects of the bus.

First, all the data flows over two wires; they are called the Clock line and the Data line. There are other wires used for control purposes, but the data uses only the two main ones.

All wires connect to all devices. The wires don't go "one way"; any device can put a ground on a signal line, and all other devices will see it. Indeed, that's the secret of how it works: each wire serves as a common signal bus.

When no device puts a ground on a signal line, the voltage rises to almost five volts. We call this the "false" logic condition of the wire. If any device grounds the line, the voltage drops to zero; we call this the "true" condition of the line. Note that if two devices signal "true" on a line (by grounding it), the effect is exactly the same as if only one has done so: the voltage is zero and that's that. We can summarize this as an important set of logic rules:

- A line will become "true" if one or more devices signal true;
- A line will become "false" only if all devices signal false.

Remember that we have several lines, but the important ones for information transmission are the Clock line and the Data line. Let's watch them work.

## Transmission: Step Zero

Let's look at the sequence when a character is about to be transmitted. At this time, both the Clock line and the Data line are being held down to the true state. With a test instrument, you can't tell who's doing it, but I'll tell you: the talker is holding the Clock line true, and the listener is holding the Data line true. There could be more than one listener, in which case all of the listeners are holding the Data line true. Each of the signals might be viewed as saying, "I'm here!"

## Step 1: Ready To Send

Sooner or later, the talker will want to talk, and

# COMPU SENSE

C-64	<b>Compute</b>	\$399.00
VIC-20®	<b>Personal Computer</b>	147.00
VIC-1515	<b>Printer</b>	334.95
VIC-1530	<b>Datassette</b>	67.50
VIC-1541	<b>Disk Drive</b>	347.00
VIC-1010	<b>Expansion Module</b>	139.95
VIC-1311	<b>Joystick</b>	9.95
VIC-1312	<b>Game Paddles</b>	19.95
	<b>Telephone Modem</b>	99.95
VIC-1210	<b>VIC 3K Memory Expander Cart.</b>	34.95
Plugs directly into the VIC's expansion port. Expands to 8K RAM total.		
VIC-1110	<b>VIC 8K Memory Expander Cart.</b>	52.50
8K RAM expansion cartridge plugs directly into the VIC.		
CM102	<b>24K Memory Expander Cart.</b>	119.95
VIC-1011A	<b>RS232C Terminal Interface</b>	39.95
Provides interface between the VIC-20 and RS232C telecommunications modems. Connects to VIC's user port.		
	<b>PETSPPEED - Basic Compiler for Commodore</b>	140.00
Compile any Pet Basic program. The only optimizing compiler. Programs compiled with Petspeed run up to 40 times faster. Petspeed code is unistable and compiled programs cannot be tampered with. No security device required for compiled programs. Available NOW for the Commodore 64.		
	<b>Star Gemini 10 Printer</b>	360.00
	<b>Star Gemini 15 Printer</b>	450.00
	<b>SND Monitor</b>	347.00

CS1	<b>QUICK BROWN FOX</b>	\$55.00
The Word Processor of this decade! For the VIC-20 and C-64.		

## COMMODORE SOFTWARE

VIC-1211A	<b>VIC-20 Super Expander</b>	\$55.00
Everything Commodore could pack into one cartridge - 3K RAM memory expansion, high resolution graphics plotting, color, paint and sound commands. Graphic, text, multicolor and music modes. 1024x1024 dot screen plotting. All commands may be typed as new BASIC commands or accessed by hitting one of the VIC's special function keys. Includes tutorial instruction book. Excellent for all programming levels.		
VIC-1212	<b>Programmer's Aid Cartridge</b>	\$45.99
More than 20 new BASIC commands help new and experienced programmers renumber, trace and edit BASIC programs. Trace any program line-by-line as it executes, pause to edit. Special KEY command lets programmers redefine function keys as BASIC commands, subroutines or new commands.		
VIC-1213	<b>VICMON Machine Language Monitor</b>	\$48.99
Helps machine code programmers write fast, efficient 6502 assembly language programs. Includes one line assembler/disassembler.		

## CARDCO

<b>Atari Adapter</b> - play your 2600 games on the VIC-20	\$79.95
<b>CARDBOARD 6</b>	\$87.50
An expansion interface for the VIC-20. Allows expansion to 40K or accepts up to six games. May be daisy-chained for more versatility.	
<b>CARDBOARD 3</b>	\$35.95
Economy expansion interface for the VIC-20.	
<b>CARD "7" CARD/PRINT</b>	\$76.00
Universal Centronics Parallel Printer Interface for the VIC-20 or CBM-64. Use an Epson MX-80 or OKIDATA or TANDY or just about any other.	
<b>CARDETTE</b>	\$30.95
Use any standard cassette player/recorder with your VIC-20 or CBM-64.	
<b>LIGHT PEN</b>	\$29.95
A light pen with six good programs to use with your VIC-20 or CBM-64.	
<b>16K Memory Expander</b>	\$50.50

All CARDCO Products have a lifetime warranty.

## BUSINESS USES FOR YOUR VIC-20®

SS	<b>Accounts Payable &amp; Receivable</b>	\$29.95
CW-107A	<b>Home Calculation Program Pack</b>	48.95
CPV-31	<b>Data Files</b> - your storage is unlimited	14.95
CPV-96	<b>Household Finance Package</b> - to keep records of all your household expenses	30.95
CPV-208	<b>Bar-Chart</b> - display your numerical data	8.95
CH	<b>Turtle Graphics</b> - learn programming	34.95
CH	<b>VIC Forth</b> - a powerful language for BASIC programming	49.95
CH	<b>HES MON</b> - a 6502 machine language monitor with a mini-assembler	34.95
CH	<b>HES Writer</b> - time-saving word process tool	34.95
CH	<b>Encoder</b> - keep your personal records away from prying eyes	34.95
CT-21	<b>Statistics Sadistics</b> - statistical analysis	14.95
CT-121	<b>Total Time Manager 2.0</b> - creates personal or business schedules	15.95
CT-124	<b>Totl Label</b> - a mailing list & label program	13.95
CT-125	<b>Totl Text BASIC</b>	15.95
CT-126	<b>Research Assistant</b> - keep track of data	17.50
CT-140	<b>Totl Text Enhanced</b>	29.95
CM-152	<b>Grafix Designer</b> - design graphic characters	12.95
CQ-5	<b>Minlmon</b> - allows you to program, load, save, or execute machine language programs	13.95
CS	<b>Home Inventory</b> - lists your belongings	17.95
CS	<b>Check Minder</b> - keep your checkbook right	14.95
CS	<b>General Ledger</b> - a complete ledger	19.95

## GAMES FOR YOUR VIC-20®

CH-G203	<b>Tank Wars</b>	\$15.95
CH-G205	<b>Pinball</b>	13.45
CH-G206	<b>Simon</b> - It gets tougher as you get better. Great for kids of all ages.	13.45
CH-G207	<b>Fuel Pirates</b>	13.45
CH-G209	<b>Laser Blitz</b>	15.95
CH-G210	<b>Tank Trap</b>	15.95
CH-G211	<b>Concentration</b>	13.45
CH-G212	<b>Dam Bomber</b> - pilot the plane, avoid enemy	13.45
CH-C307	<b>Shamus</b> - search room after room for the shadow-eluding androids; 2 levels of intense arcade action	34.95
CH-C308	<b>Protector</b>	36.95
CPU-79	<b>Breakout</b>	7.95
CPU-85	<b>Hangman</b> - unbelievable graphics & sound	9.95
CPU-87	<b>Memory</b> - VIC challenges your memory	9.95
CPU-88	<b>Match</b> - hand & eye coordination	7.95
CPU-89	<b>Monks</b> - a devilish game of logic	7.95
CPU-108	<b>Bomber</b> - you must decide who you want to fly for, then pick a target & your experience level	9.95
CPU-109	<b>Amok</b> - the hails of Amok are populated by robots that obey one command - get the intruder!	20.95
CPU-153	<b>Tank vs. UFO</b> - the tank is moving back & forth along the base; shoot the UFO before it shoots you	9.95
CPU-194	<b>Snakman</b> - Pacman for the VIC	14.95
	<b>Defender on Tri</b> - you're the pilot of an experimental ship	17.95
	<b>3-D Man</b> - the popular arcade game, requires 3K	17.95
	<b>Exterminator</b> - a game full of bugs	20.95

We have over 400 programs for your VIC-20 and over 250 programs for your C-64!

### Shipping & Handling Charges:

First two (2) items - \$2.00 per item.  
 Three (3) or more items - \$1.00 per item.  
 For orders over \$100 total, surface shipping will be paid by CompuSense. Blue Label or special handling will be paid by the customer.  
 Additional \$2.00 C.O.D. fee on all C.O.D. orders.  
 MasterCard and Visa accepted. Give card number and expiration date on order form.  
 Allow three (3) weeks for personal checks.

TO ORDER:  
 P.O. Box 18765  
 Wichita, KS 67218  
 (316) 263-1095



Prices subject to change.  
 VIC-20® is a registered trademark of Commodore

Write for  
**FREE**  
 Catalog!

send a character. When it's ready to go, it releases the Clock line to false. This signal change might be translated as "I'm ready to send a character." The listener must detect this and respond, but it doesn't have to do so immediately.

The listener will respond to the talker's "ready to send" signal whenever it likes; it can wait a long time. If it's a printer chugging out a line of print, or a disk drive with a formatting job in progress, it might hold back for quite a while; there's no time limit.

## Step 2: Ready For Data

When the listener is ready to listen, it releases the Data line to false. Suppose there is more than one listener. The Data line will go false only when all listeners have released it – in other words, when all listeners are ready to accept data.

What happens next is variable. Either the talker will pull the Clock line back to true in less than 200 microseconds – usually within 60 microseconds – or it will do nothing. The listener should be watching, and if 200 microseconds pass without the Clock line going to true, it has a special task to perform: note EOI.

## Intermission: EOI

If the Ready for Data signal isn't acknowledged by the talker within 200 microseconds, the listener knows that the talker is trying to signal EOI. EOI, which formally stands for "End of Indicator," means "this character will be the last one." If it's a sequential disk file, don't ask for more: there will be no more. If it's a relative record, that's the end of the record. The character itself will still be coming, but the listener should note: here comes the last character.

So if the listener sees the 200 microsecond time-out, it must signal "OK, I noticed the EOI" back to the talker. It does this by pulling the Data line true for at least 60 microseconds, and then releasing it.

The talker will then revert to transmitting the character in the usual way; within 60 microseconds it will pull the Clock line true, and transmission will continue.

At this point, the Clock line is true whether or not we have gone through the EOI sequence; we're back to a common transmission sequence.

## Step 3: Sending The Bits

The talker has eight bits to send. They will go out without handshake; in other words, the listener had better be there to catch them, since the talker won't wait to hear from the listener. At this point, the talker controls both lines, Clock and Data. At the beginning of the sequence, it is holding the Clock true, while the Data line is released to false. The Data line will change soon, since we'll send the data over it.

The eight bits will go out from the character one at a time, with the least significant bit going first. For example, if the character is the ASCII question mark, which is written in binary as 00011111, the ones will go out first, followed by the zeros.

Now, for each bit, we set the Data line true or false according to whether the bit is one or zero. As soon as that's set, the Clock line is released to false, signalling "data ready." The talker will typically have a bit in place and be signalling ready in 70 microseconds or less.

Once the talker has signalled "data ready," it will hold the two lines steady for at least 20 microseconds to allow the listener to read it. This timing needs to be increased to 60 microseconds if the Commodore 64 is listening, since the 64's video chip may interrupt the processor for 42 microseconds at a time, and without the extra wait the 64 might completely miss a bit.

The listener plays a passive role here; it sends nothing, and just watches. As soon as it sees the Clock line false, it grabs the bit from the Data line and puts it away. It then waits for the Clock line to go true, in order to prepare for the next bit.

When the talker figures the data has been held for a sufficient length of time, it pulls the Clock line true and releases the Data line to false. Then it starts to prepare the next bit.

## Step 4: Frame Handshake

After the eighth bit has been sent, it's the listener's turn to acknowledge. At this moment, the Clock line is true and the Data line is false. The listener must acknowledge receiving the byte OK by pulling the Data line to true.

The talker is now watching the Data line. If the listener doesn't pull the Data line true within one millisecond – one thousand microseconds – it will know that something's wrong and may alarm appropriately.

## Step 5: Start Over


We're finished, and back where we started. The talker is holding the Clock line true, and the listener is holding the Data line true. We're ready for step 1; we may send another character – unless EOI has happened.

If EOI was sent or received in this last transmission, both talker and listener "let go." After a suitable pause, the Clock and Data lines are released to false and transmission stops.

## Attention!

This is all very well for a transmission that's under way, but how do we set up talker and listener? We use an extra line that overrides everything else, called the ATN, or Attention line.

Normally, the computer is the only device that will pull ATN true. When it does so, all other



# Driving Commodore is getting easier

Steer your way to greater efficiency and meet all your administrative needs of the future with the SUPER range of quality software.

Whether you want a fast and flexible database, a comprehensive and easy to use word processor, or a completely integrated office 'manager', Precision Software has the answer. With software that harnesses the full power of the new Commodore "B" Business Computer (known as the 700 in Europe).

*Superbase* Database manager for all business environments where accurate and up-to-date information is the key to success.

SUPERBASE sets new standards in flexibility and ease of use, with large record sizes, fully re-definable multi-screen record formats, spreadsheet-like calculation facilities, fast 'B+ tree' keyaccess with selective retrieval, transaction linking, sorting and fully definable report formats. SUPERBASE can also be linked to SUPERSCRIPIT II.

*Superscript II* Enhanced version of the popular full feature word processor. Unrivalled table-handling with 240 column wide screen, scrolling in all directions, arithmetic, memory calculator, column manipulation and mail merge with record selection. Comprehensive editing and finish quality output formatting. Handles up to 2,100 lines of 80 column text. And it spells!

Versatile, fast, simple to learn and use, SUPERSCRIPIT II processes letters, quotations, reports, mailshots and standard forms with professional ease, enhancing presentation and ensuring perfect copies every time.

*Superspell* Fast, effective spelling checker ensures 100% typographic accuracy. An integral part of SUPERSCRIPIT II, SUPERSPELL checks documents against a standard 30,000+ word dictionary and displays a list of every unrecognised word. SUPERSPELL handles both English and American spelling variants. You can accept, ignore, correct or add new words, building up your own dictionary extension. SUPERSPELL also includes a word look-up facility.

*Superooffice* The ultimate integrated office administration system, with full records management, calculation, word processing and spell checking.

SUPEROFFICE combines the database handling of SUPERBASE with the document editing and formatting power of SUPERSCRIPIT II.

The availability of SUPERSCRIPIT II as an integral word processor enables lists selected from data files to be used for mailshots, tables, standard forms and labels. SUPEROFFICE includes a powerful programming capability, enabling you to build up a library of your own programs. System-wide help screens are supported by clear comprehensive manuals and tutorials.

Choose an off-the-shelf application to suit your business from a steadily expanding library.

Find out more about the Superseries range of Software. Contact your local Commodore Dealer or Precision Software at our U.K. office.



Precision  
Software

**Precision Software Limited**  
Park House, 4 Park Terrace,  
Worcester Park, Surrey, KT4 7JZ.  
Telephone: 01-330 7166  
Telex: 8955021. PRECIS G

devices drop what they are doing and become listeners.

Signals sent by the computer during an ATN period look like ordinary characters – eight bits with the usual handshake – but they are not data.

They are “Talk,” “Listen,” “Untalk,” and “Unlisten” commands telling a specific device that it will become (or cease to be) a talker or listener. The commands go to all devices, and all devices acknowledge them, but only the ones with the suitable device numbers will switch into talk and listen mode. These commands are sometimes followed by a secondary address, and after ATN is released, perhaps by a file name.

An example might help give an idea of the nature of the communications that take place. To open for writing a sequential disk file called “XX,” the following sequence would be sent with ATN on: DEVICE-8-LISTEN; SECONDARY-ADDRESS-2-OPEN. When ATN switches off, the computer will be waiting as a talker, holding the Clock line true; and the disk will be the listener, holding the Data line true. That’s good, because the computer has more to send, and it will transmit: X; X; comma; S; comma; W – the W will be accompanied with an EOI signal. Shortly thereafter, the computer will switch ATN back on and send DEVICE-8-UNLISTEN.

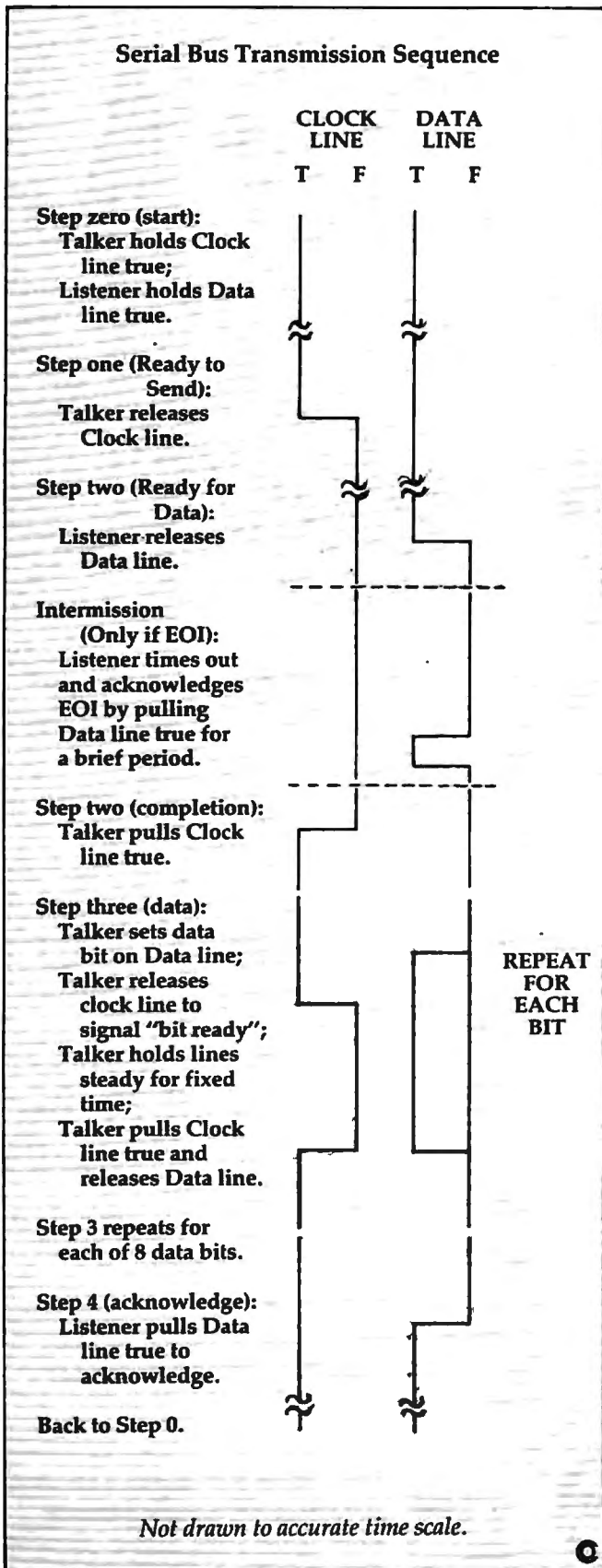
The file is now open; later, the computer will want to send data there. It will transmit, with ATN on, DEVICE-8-LISTEN; SECONDARY-ADDRESS-2-DATA. Then the computer releases the ATN line and sends its data; only the disk will receive the data, and the disk will know to put it onto the file called XX. The last character sent by the computer will also signal EOI.

After the computer has sent enough data for the moment, it will pull ATN on again and send DEVICE-8-UNLISTEN. Many bursts of data may go to the file; eventually, the computer will close the file by sending (with ATN on, of course) DEVICE-8-LISTEN; SECONDARY-ADDRESS-2-CLOSE.

ATN overrides everything in progress. A disk file might have lots of characters to give to the computer, but the computer wants only a little data. It accepts the characters it wants, then switches on ATN and commands the disk to Untalk. The disk has not sent EOI, but it will disconnect as commanded. Later, when it’s asked to Talk again, it will send more characters.

### ATN Sequences

When ATN is pulled true, everybody stops what they are doing. The processor will quickly pull the Clock line true (it’s going to send soon), so it may be hard to notice that all other devices release the Clock line. At the same time, the processor releases the Data line to false, but all other devices are getting ready to listen and will each pull Data to true. They had better do this within one millisecond (1000 microseconds), since the processor is watching and may sound an alarm (“device not available”) if it doesn’t see this take place.





# COMMODORE USERS

Join the largest, active Commodore users group. Benefit from:

- Access to hundreds of public domain programs on tape and disk for your Commodore 64, VIC 20 and PET/CBM.
- Informative monthly club magazine THE TORPET.

Send \$1.00 for Program & Information Catalogue. (Free with membership).


Membership	Canada	—	\$20 Can.
Fees for	U.S.A.	—	\$20 U.S.
12 Months	Overseas	—	\$30 U.S.

## Toronto Pet Users Group Department "S"

1912A Avenue Road, Suite 1  
Toronto, Ontario, Canada M5M 4A1

\* LET US KNOW WHICH MACHINE YOU USE \*

*B. Dalton* The Source of Computer Books



### I SPEAK BASIC TO MY VIC™ Student Text

Aubrey B. Jones, Jr., \$8.45 paperback

A field-tested computer literacy course that introduces students to BASIC language programming. Step-by-step instruction, exercises, practices.

### VIC™ REVEALED

Nick Hampshire, \$12.95 paperback

A comprehensive look at the VIC-20's hardware capabilities. 6502 Microprocessor, VIC System software, 6561 Video Interface Chip, 6522 Via & User Port, VIC I/O Functions.

### STIMULATING SIMULATIONS FOR THE VIC™

C. W. Engel, \$6.50 paperback

Twelve unique simulation programs in BASIC for the computer hobbyist — Soccer, Monster Chase, Space Flight, Business Management, and more.

### VIC™ GRAPHICS

Nick Hampshire, \$12.95 paperback

Thirty-eight complete graphics programs for the VIC-20. Theory of high resolution graphics, use of the multicolor mode, applications.

**B. Dalton stocks a complete selection of computer books in 700 stores nationwide. Check your Yellow Pages.**

**People who know books know B. Dalton.**

Name \_\_\_\_\_  
 Address \_\_\_\_\_  
 City \_\_\_\_\_ State \_\_\_\_\_ Zip \_\_\_\_\_  
 Phone \_\_\_\_\_  
 Check/Money Order Enclosed  
 VISA  MasterCard  American Express  
 Card No. \_\_\_\_\_ Exp. Date \_\_\_\_\_  
 Book Title \_\_\_\_\_ Qty. \_\_\_\_\_

Please send \$1.75 for postage and handling. Please add appropriate sales tax.

B. Dalton Bookseller  
9340 James Ave. S.  
Minneapolis, MN 55431

# VIC\* OWNERS

**VIK KONG** — Barrels of fun. 6 Konglands, elevators, trapdoors.

Machine code makes this an exciting game for everyone. — \$14.95

**LAUNCH 2031 AD** — Command your ship through an asteroid belt to reach the other side. Machine language makes this a fast game. — \$14.95

**GRAND PRIX** — Extensive use of hi-res graphics. Don't collide with the other cars or your gone!! — \$14.95 — 100% Machine code

**CATERPILLAR** — It's a battle between you and the spiders and caterpillars. 100% Machine code adds to the excitement of this great game. — \$14.95

**ALIEN HUNT** — Try to break through the moving blocks to hit the ALIEN! — \$12.95

\*After a Word Processor? Inquire about ours for the Vic-Pet-64!

CANADIAN OR US FUNDS!!

Send cheque or M.O., M.C., Visa to:

**TELEGAMES SOFTWARE**

P.O. Box 152

Hampton, Ontario, Canada L0B 1J0

Write For  
Catalog .25

For Shipping Add \$1.00

(416) 263-8064

\*Trademark of  
Commodore

Under normal circumstances, transmission now takes place as previously described. The computer is sending commands rather than data, but the characters are exchanged with exactly the same timing and handshakes as before. All devices receive the commands, but only the specified device acts upon it. This results in a curious situation: you can send a command to a nonexistent device (try "OPEN 6,6") - and the computer will not know that there is a problem, since it receives valid handshakes from the other devices. The computer will notice a problem when you try to send or receive data from the nonexistent device, since the unselected devices will have dropped off when ATN ceased, leaving you with nobody to talk to.

## Turnaround

An unusual sequence takes place following ATN if the computer wishes the remote device to become a talker. This will usually take place only after a Talk command has been sent. Immediately after ATN is released, the selected device will be behaving like a listener. After all, it's been listening during the ATN cycle, and the computer has been a talker. At this instant, we have "wrong way" logic; the device is holding down the Data line, and the computer is holding the Clock line. We must turn this around.

Here's the sequence: the computer quickly realizes what's going on, and pulls the Data line to true (it's already there), as well as releasing the Clock line to false. The device waits for this: when it sees the Clock line go true, it releases the Data line (which stays true anyway since the computer is now holding it down) and then pulls down the Clock line.

We're now in our starting position, with the talker (that's the device) holding the Clock true, and the listener (the computer) holding the Data line true. The computer watches for this state; only when it has gone through the cycle correctly will it be ready to receive data. And data will be signalled, of course, with the usual sequence: the talker releases the Clock line to signal that it's ready to send.

The logic sequences make sense. They are hard to watch with a voltmeter or oscilloscope since you can't tell which device is pulling the line down to true.

The principles involved are very similar to those on the PET/CBM IEEE-488 bus - the same Talk and Listen commands go out, with secondary addresses and similar features. There are fewer "handshake" lines than on IEEE, and the speed is slower; but the principle is the same.

Copyright © 1983 Jim Butterfield

# Olympic Sales Company

SERVING YOU SINCE 1947

Telex: 67 34 77 Toll-Free Phone Orders:  
Toll-free (in CA) 800-252-2153 800-421-8045 (out of CA)  
Order Desks open 6 days a week! 7:00 AM to 6:00 PM Mon-Sat  
P.O. Box 74545 216 So. Oxford Ave. Los Angeles, CA 90004  
Phone: (213) 739-1130 Cable: "OLYRAV" LSA

We carry close to \$5,000,000 inventory at all times. Corp. accts. invited.  
Good subject to availability; this ad supercedes all previous ads; for our warehouse; prices subject to change without notice; not responsible for typographical errors; all orders subject to verification; minimum ship & hdng \$35.95. Send \$2 (or \$5 foreign) for our famous catalog.

### COMPUTER PRINTERS

Diablo 620	Letter quality, 25 cps	\$ 999.95
Diablo 630	Letter quality, 40 cps	1799.95
NEC 8623A	100 cps, tractor	489.95
Transstar T315	Color printer, 30 color shades, 50 cps	499.95
Transstar 130P	130 cps	699.95
Okidata 80	80 cps	369.95
Okidata 82A	100 cps	439.95
Okidata 83A	120 cps	689.95
Okidata 84P	200 cps, parallel	1079.95
Okidata 84S	200 cps, serial	1169.95
Okidata 2350P	350 cps, parallel	2195.95

### COMMODORE 64

**\$100 TRADE-IN REFUND**

## COMMODORE 64

**\$289.95** after trade-in

free RF modulator  
Full color graphics, upper/lower case

**3 INTELLIGENT WAYS TO BUY A COMMODORE 64**

- 1) You buy one from us at \$389.95
- 2) You buy one from us at \$389.95, then you send in an old/new (in any condition) computer or TV game to Commodore & receive \$100.00 from them!
- 3) You buy one Commodore 64 from us at \$389.95 then you buy one Times TS-1000 from us. Then send the Times to Commodore & get \$100.00. You invest \$49.95 & get \$100.00, net gain: \$50.05

Z-80 Card For Commodore 64 \$269.95  
80 Column Card For Commodore 64 169.95  
48 Column Card For VIC-20 99.95  
40 Column Card w/8K mem built-in for VIC-20 139.95  
Video Pack 84K For VIC-20 329.95

**FREE WITH PURCHASE** of each Z-80 card, 80 column, 40 column or Video Pack 64, you receive the following:  
Word Master word processor software  
Mailing List software  
Telecommunications software

Due to the tremendous demand of these products, goods are subject to availability. Place your orders now!

### COMMODORE VIC-20 \$99.95\*

16 Personal Computers (1 needs to 32K)

\*When purchased as part of this package ONLY. VIC-20 \$129.95 when purchased alone.

**SPECIAL PACKAGE DEAL:**  
VIC-20 89.95  
DATASETTE Recorder 89.95  
GORTEK Software 29.95  
TOTAL Cost 109.95

You pay \$189.95 for \$269.95 value!  
Must purchase whole package to take advantage of this unheard-of price!

**DISK DRIVES & OTHER PERIPHERALS**

1541	Disk Drive	\$369.95	These peripherals
1530	Datamate	69.95	work with the
1532E	Printer	339.95	VIC-20 as well as
1600	Videomodem	99.95	Commodore 64
1520	NEW! I/O printer/plotter	189.95	
1701	NEW! 14" color monitor	289.95	

## ATARI 800

LIMITED TIME ONLY!  
\$100 REBATE from ATARI!

**NOW ONLY \$399.95\***

48K FULL-FEATURED COMPUTER

## EPSON

MX-80 WITH GRAFTRAX \$349.95  
MX80FT \$389.95  
MX100 Call us  
FX80 Call us

## FRANKLIN ACE 100

84K APPLE COMPATIBLE with more features than Apple II Plus.

**SPECIAL PACKAGE:**  
One ACE 1000  
One Disk Drive with Controller  
One ACE Calc (equal to VisiCalc)  
80 Color Card  
One ACE Writer with 80 column card  
One spread sheet program  
One green monitor, 9" or 12"  
This whole package for only \$1685.00

## ATARI 1200 XL \$469.95

ATARI 1200XL - THE 'STATE OF THE ART' MACHINE!  
Full 64K RAM/256 Colors/16 Function keys & special 'Help' key  
\*your net price after \$100 rebate from Atari & \$100 software offer.

## ROYAL ALPHA 2001 ELECTRONIC

Great unit for HEAVY DUTY WORK!  
Decimal tab, dual pitch & more!  
Sugg. List: \$695.00  
**\$399.95**

FOR THE FIRST TIME -

## TIMEX TS-1000

Timex TS 1000 Computer  
FREE RF modulator  
16K RAM Expansion \$45.95  
Times Thermal printer/graphics \$4.95  
Panasonic (program) recorder 39.95

**\$49.95**

BUY 3 PIECES OF SOFTWARE & GET THE FOURTH ONE FREE!

TIMEX Software (75 programs for you!)

Stack Option Analyzer	15.95
IRA Planner	18.95
Real Estate Investment Analysis	14.95
Personal Finance Planner	12.95
Portfolio Analysis	14.95
Budgeter	14.95
Organizer	16.95
Checkbook Manager	15.95

and more and more... Call us!

## ATARI 400 \$119.95

410 Program Recorder \$ 79.95  
810 Disk Drive 449.95  
850 Interface Module 189.95

from ATARI & \$50 software offer - you pay us \$219.95.

## Texas Instruments Home Computer TI-99/4A

16K  
**\$99.95** NET after \$50 rebate from TI  
You pay us \$149.95

1200 Peripheral Expansion Box	219.95
1220 RS-232 Card	149.95
1240 Disk Controller Card	199.95
1250 Expan. Sys. Disk Drive	319.95
1260 Memory Exp. Card (32K)	239.95
1270 P-Code Card (req. 1600)	199.95
1600 Telephone modem	179.95
4100 Monitor	339.95
Extended Basic	79.95
LOGO	99.95

## HEWLETT PACKARD HP-75C Handheld computer \$749.95

HP-12C Financial calculator	89.95
HP-11C Scientific calculator	73.95
HP-10C Scientific calculator	58.95
HP-15C Scientific calculator	99.95
HP-16C Financial/business calc.	99.95
HP-97 Programmable print calc	595.00
HP-41C Programmable calc	158.95
HP-41CV Programmable calc	213.95
Optical wand	97.95
Printer for 41C/V	283.95
Card reader for 41C/V/C	152.95
IL thermal print/plotter	389.95
Video interface (HP 82183A)	249.95
HP IL Systems on hand IL interface module	99.95
Digital cassette drive	439.95
Extended function mem mod	61.99
Extended memory module	61.99
Time module	61.99
Memory module for 41C/CV	25.00
Quad memory mod for 41C	65.00

## ATARI 1025 - SPECIAL INTRODUCTORY PRICE \$449.95

DOT MATRIX PRINTER - 40-80-132 Column with buffer includes I/O cable - NO INTERFACE REQUIRED!

## SONY CORDLESS TELEPHONE

Model SPP-11 Innercom, auto. redial, rechargeable & more. High quality unique Sony design.

**\$159.95**

## MATTEL ELECTRONICS INTELLIVISION \$49.95

\*Net price after \$50 rebate from Mattel. \*\* You pay us \$99.95

\*\* To qualify for Mattel rebate you must purchase two game cartridges with the Model 2609

# DRAW

## with your JOYSTICK!

### NEW for the VIC and '64




High-resolution pictures with print-out to VIC printer.

Put your hands on creativity with this hi-res software for the VIC or '64. Draw narrow or wide lines, curvy or straight, create background patterns, erase mistakes, set colors, add captions, too! Great for graphs and pie-charts. SAVE your creations to tape or disk, and print a hi-res copy.

Program includes a large "picture library" ready to use as-is or modify with joystick. Plotting program included for making perfect circles. On cassette.

'64 Panorama . . . \$29.95  
VIC-Pics . . . . . \$29.95



# SuperTerm

It's here! UPLOAD/DOWNLOAD software for the VIC & '64!

Enjoy the power of file transfer under popular protocols; SAVE files to disk or tape; EDIT; DUMP to VIC printers or parallel printers (with Smart ASCII); supports UPPER/lowercase text, standard ASCII, and control characters.

SuperTerm handles sequential, program, and word processing files. On cassette, transferable to disk. When you need professional caliber modem software, think SuperTerm.

SuperTerm (specify VIC or '64) . . . \$99.95  
(VIC version requires 16K memory exp)

Also available:  
**Smart ASCII**, a software interface for parallel printers. At \$59.95, lowest-cost, most flexible interface for VIC and '64. On cassette, with cable and manual.

**Terminal-40**, the top-rated VIC telecommunications program. Easy-to-use; VIC printer dump; req 8K mem exp; \$29.95 on cassette.

**'64 Terminal**. Same powerful features as Terminal-40; for '64; 24K printing buffer. Only \$29.95 on cassette.



**MIDWEST  
MICRO inc.**

ORDER DESK:  
**(816) 333-7200**

311 WEST 72nd ST. • KANSAS CITY • MO • 64114

MAIL ORDER: Add \$1.50 shipping and handling (\$3.50 for C.O.D.); VISA/Mastercard add 3% (card# and exp. date). MO residents add 5.625% sales tax. Foreign orders payable U.S.\$, U.S. Bank ONLY; add \$5 shipping.

Call or write for free brochure  
Dealer inquiries invited.

NEW

## MPI INTRODUCES SUPER ACTION MEMORY EXPANDER BOARD FOR VIC 20\*

Adds 24K and 3 Expansion Slots With Switches and Fuse \$109.95


(Expandable To 35K By Simply Adding Memory Chips and Switches)

INTRODUCTORY PRICE

# \$109.95

### 24K BOARD FEATURES:

- \* Adds 24K Memory (29K with VIC\* 5K).
- \* Upgrade Board to 35K by adding IC's and switches.
- \* Memory switchable in 8K sections. (No need to remove memory board to run your other programs).
- \* 3 expansion slots with switches (for game or extra utility cartridges).
- \* Reset button allows restarting computer without turning power off.
- \* .5 amp fuse protected.
- \* Switch relocates expansion cartridges in memory so that it can be saved on tape as a backup for your valuable programs. (The unexpanded VIC will not allow cartridges to be saved on tape).
- \* Write protect switch allows programs stored in RAM at ROM location to be protected against accidental write.
- \* Switch allows memory to be moved between RAM and ROM location. (Useful for developing your own games and saving on tape).
- \* Gold plated card edge connector.
- \* No other memory expansion needed.
- \* Easily plugs into your VIC, no modifications necessary. Saves wear on your VIC 20 since board never needs to be removed or power turned off and on to run other tapes or cartridges.
- \*\* Optional 35K memory (40K with VIC\* 5K).



VIC 20\* is a registered trademark of Commodore.

Transfer Cartridges To Tape

Evade Self Destruct Code With Write Protect Switch

Fuse Protected


Reset Switch



Pictured Above—  
Action Board with all options

- 24K memory, 3 expansion slots, switches assembled and tested . . . . . \$109.95
- Same as above with sockets that allow you to later add your own memory chips to bring memory from 24K to 35K . . . . . \$124.95
- Full 35K memory, 3 expansion slots, 3K expander mode, eeprom socket (switch selectable between BLK 3 & BLK 5) and all switches assembled and tested (eeprom not included) . . . . . \$149.95
- Bare 35K board with complete instruction and parts list . . . . . \$39.95

MIDWEST PERIPHERAL INDUSTRIES



Mo. residents add 5 1/2 % sales tax  
Add \$5 for shipping and handling  
Send check or money order to

**MPI**  
**Box 8123-B**  
**Kansas City, MO 64112**

Personal checks—Allow 3 weeks to clear.

NEW

NEW

# INSIGHT: Atari

Bill Wilkinson

*A mini-series on relocatable machine language begins in this month's column, plus a tip on a new product – an intelligent cable. Next month, the last part of the BAIT interpreter and more on relocatable machine language.*

I have been working on a new project for **COMPUTE! Books**. By the time you read this, *COMPUTE!'s Atari BASIC Sourcebook* should be wending its way to your dealers' shelves and into your hands. Like *Inside Atari DOS*, the *Sourcebook* is a complete source listing of – what else? – Atari BASIC, along with a comprehensive explanation of how and why it all works.

Enough advertising. This month we will begin a mini-series on self-relocatable machine language. But before we begin all that, time out for some ruminations.

## Machine Language Be Not Hard

Before we start investigating self-relocatable machine code on the 6502, I'd like to get up on my soapbox for a while and do a little preaching.

This month's sermon was inspired by a machine language program published in another magazine. The program seemed to me the epitome of poor programming techniques. And lest it seem that I am taking a cheap shot, let me hasten to add that the program works and works well. I am carping about the printed form of the program, not the results thereof.

In the tradition of any good preacher, then, let me give you some suggestions on how to write good, readable, maintainable machine language:

1. Always use plenty of comments (they cost nothing in the assembled code, unlike BASIC).
2. Never use absolute addresses (except in equates).
3. Never use absolute numeric constants (again, except in equates, though we might forgive an occasional constant 0 or 1).
4. Always use plenty of comments.
5. Always use long, meaningful names for labels. (Which makes more sense, ICCOM or IOCB.COMMAND?).
6. Never branch to a location relative to the

location counter (that is, never use `"" + xx` or `""-xx`).

7. Never use a comment that simply echoes the machine language code.
8. Always use plenty of comments.
9. Never change the location counter needlessly (that is, most programs should contain only one `"" = "`, except for the use of `"" = * + xx` to reserve space).
10. If possible, always define a label before its first use.
11. Always thoroughly document the entry and exit values for a subroutine, taking special care to note what happens to the CPU registers.
12. Always use plenty of comments.

Those of you with some OSS software will see that I have taken a small pot shot at our own manuals in commandment 5. Well, I never said we were perfect. (Great, maybe, but not perfect.)

And those of you with Atari's Macro Assembler may object to using long labels since, even though AMAC allows long labels, it ignores all but the first six characters. Sorry, but I still think this rule should be followed. You just have to be more inventive to insure that labels are unique in the first six characters. (For example, IOCB.AUX1 and IOCB.AUX2 look the same to AMAC, so use IOCB.1AUX and IOCB.2AUX.)

Anyway, rather than go through each of those commandments one by one, let's look at an example subroutine coded with both worst and best techniques.

### Example 1: Worst Technique

```
; EXAMPLE 1 : print A register
* = $1F00
LDX #11
STX $342 ; put 11 in location $342
LDX #0
STX $348
STX $349
JMP $E456 ; go to $E456
```

### Example 2: Best Technique

```
;
; Example 2: Output the character in the A-register
; to file channel (IOCB) number zero
; (assumed to be the screen).
;
```

The First and Only System to Backup  
Diskettes Protected by Bad Sectoring  
without modification to your drive.



**ATARI DISK BACKUP SYSTEM \$49.<sup>95</sup>**

Superclone is the *only* ATARI diskette copier system that lets you backup just about ANY 'copy protected' diskette. . . including those protected by 'bad sectoring.' Bad tracks and sectors are created *without* modifications to or adjustments of your hardware. Each backup diskette generated by Superclone functions *exactly like the original*. . . self-booting, etc. (In fact, we suggest that you use the backup and save the original.)

Superclone includes:

SCAN ANALYSIS - Map of diskette contents (Location of data, bad sectors, etc.)

FORMATTING/BAD SECTORING - Non-ATARI DOS formatting and bad track/sector creation.

BACKUP - Copies just about everything we can find. . . regardless of protection scheme.

Superclone is user-friendly and simple to use.

**PIRATES TAKE NOTE:** SUPERCLONE only allows two copies to be made of any specific diskette. . . Sorry!!!

**SYSTEM REQUIREMENTS**

Atari 400 or 800 Computer / 48K Memory  
One Atari 810 Disk Drive / Printer Optional

Available at your computer store or direct from  
**FRONTRUNNER**. Include \$2.00 (\$5.00 Foreign Orders) for each system. DEALER INQUIRES ENCOURAGED.



**TOLL FREE ORDER LINE:**

(24 Hrs.) 1-800-648-4780  
In Nevada or for questions  
Call: (702) 786-4600  
Personal checks allow 2-3  
weeks to clear. M/C and  
VISA accepted. Include  
shipping.

316 California Avenue, Suite #712  
Reno, Nevada 89509 - (702) 786-4600

Others make claims. . . SUPERCLONE makes copies!!!  
ATARI is a Trademark of ATARI, Inc.



**KB 400™ \$89.95**

- Exact Atari™ keyboard layout.
- Long life, gold contact, full stroke key switches.
- Aluminum enclosure insures stability of keys.
- Easy installation—remove 4 screws and plug in.
- Full Year Warranty—Made in U.S.A.—Low Price.

**ATTO-SOFT**

Send Check or  
Money Order to:  
**American  
Express Accepted**

832 E. Third Street  
Galesburg, Illinois 61401  
(309) 343-4114

Please add \$3.50  
Postage and Handling  
COD \$2.00 additional

Atari is a trademark of Atari, Inc.

**ATARI®**

	OUR PRICE	LIST PRICE
<b>ADVENTURE INT'L</b>		
Saga #1 (d) .....	26.50	39.95
Saga #2 (d) .....	26.50	39.95
Sea Dragon (d/c) .....	23.00	34.95
<b>ATARI</b>		
Qix (r) .....	32.00	44.95
Dig Dug (r) .....	32.00	44.95
Basic (r) .....	42.75	59.95
<b>BIG FIVE</b>		
Miner 2049er (r) .....	33.00	49.95
<b>BRODERBUND</b>		
Bank Street Writer (d) .....	46.25	69.95
Choplifter (r) .....	29.75	44.95
Serpentine (r) .....	26.50	39.95
<b>CBS</b>		
K-Razy Kritters (r) .....	26.50	39.95
K-Star Patrol (r) .....	26.50	39.95
K-Razy Antiks (r) .....	26.50	39.95
<b>DATASOFT</b>		
Zaxxon (d/c) .....	26.50	39.95
Pacific Coast Highway (d/c) .....	19.75	29.95
Sands of Egypt (d) .....	26.50	39.95
<b>INFOCOM</b>		
Deadline (d) .....	33.00	49.95
Suspended (d) .....	33.00	49.95
Zork I (d) .....	26.50	39.95
<b>SSI</b>		
Cosmic Balance II (d) .....	26.50	39.95
Knights of the Desert (d/c) .....	26.50	39.95

AND MUCH MORE

**SECTOR 1**

COMPUTER SOFTWARE

**SPECIALS?  
NO, THESE ARE OUR  
EVERYDAY LOW PRICES**

D = Disk C = Cass R = Cart.  
Prices Subject to Change  
Send for Free Atari or Apple Catalog

**PHONE ORDERS:**

1-800-637-3095

IL, AK, & HI Call:

1-217-367-5774

HRS.: 9-6 MON.-FRI.

9-12 SAT.

**MAIL ORDERS TO:**

**SECTOR ONE  
1001 BRIGHTON  
URBANA, IL 61801**

Add \$2.00 for postage and handling within the continental United States. Add \$5.00 for Canada or Mexico, \$6.25 for Alaska or Hawaii, and 15% (\$10.00 minimum) for other international orders. APO and FPO is \$4.00. MasterCard and Visa orders add 4% service charge (include card # and exp. date). Personal checks and M.O. also accepted. Please specify computer type. MOST ORDERS SHIPPED WITHIN 24 HRS. All orders must be in U.S. funds.

Atari is a registered trademark of Atari, Inc.

**ATARI®**

	OUR PRICE	LIST PRICE
<b>CONTINENTAL</b>		
Home Accountant (d) .....	49.50	74.95
Tax Advantage (d) .....	39.50	59.95
<b>INHOME</b>		
B-Key 400 .....	92.50	119.95
<b>OPTIMIZED SYSTEMS SOFTWARE</b>		
Mac/65 (d) .....	55.00	80.00
Basic A+ (d) .....	55.00	80.00
C/65 (d) .....	55.00	80.00
<b>SYNAPSE</b>		
File Manager 800+ (d) .....	66.00	99.95
Page 6 (d) .....	23.00	34.95
Syn Assembler (d) .....	33.00	49.95
<b>VISICORP</b>		
Visicalc (d) .....	175.00	250.00
<b>ANCHOR AUTOMATION</b>		
Mk II Modem .....	76.00	99.00
<b>BIT 3</b>		
80 col. Board .....	242.00	299.00
32k Board .....	69.00	80.00
<b>ELEPHANT</b>		
No. 1 disks SS/SD .....	18.50	30.00
<b>MOSAIC</b>		
64k Board for 400 .....	145.00	199.00
<b>WICO</b>		
Joystick .....	21.00	29.95
Trackball .....	48.00	69.95
<b>VERBATIM</b>		
SS/SD disks .....	27.50	49.00

AND MUCH MORE

```

; Entry: A-register contains the character
; Exit: Status of all registers unknown
;
*= LOWMEMORY
PRINTCHARACTER
LDX #COMMAND.PUTBINARY
STX IOCB.COMMAND ; command for CIO
LDX #0 ; use a zero buffer length
STX IOCB.LOLENGTH ;tells CIO to output
STX IOCB.HILENGTH ;contents of A register
; next line commented out...not needed since X
already = 0
; LDX #0 ; specify IOCB zero
JSR CIO ; let CIO do the real work
; Could check for errors here
RTS ; all done

```

Enough said? I refuse to decipher programs like Example 1. Of course, Example 2 wouldn't be very useful either unless equates for the various labels were supplied (as in IOCB.COMMAND = \$342), but at least most readers could understand its intent.

### Absolutely Not

Regular readers will no doubt recall the many occasions on which I have ranted about staying out of Page 6 or about putting code at LOMEM or about writing code that is not specific to a particular hardware/software configuration. But, to be fair, sometimes it is hard to follow all of the rules, especially when adapting a program from a book or magazine.

Often, the real secret to writing adaptable code is in learning to write self-relocatable code. The techniques we will begin discussing this month are designed specifically for use with the 6502 microprocessor. While there will be several references to Atari internal structure, most of what is presented here is appropriate to Apple and Commodore machines as well.

And I will answer one more question before we start on the hard stuff: *Why* should we want to write self-relocatable code? Sorry, we don't have room for that answer this month. Wait until next month. (It's a good answer, honest!)

Actually, there is just one rule to remember in writing self-relocatable code: *avoid references to absolute memory locations.*

Unfortunately, this is often a very hard rule to follow. Fortunately, there are many places where we can make an exception to this rule.

For starters, look at the subroutine in Examples 1 and 2 above. Is it self-relocatable? Your first impulse might be to say *no*, since it references \$342, \$348, \$349, and \$E456, which are all absolute locations. And even if you do it right and use the equated labels of Example 2, they are still absolute, no matter what they look like.

*But.* Within the context of any given machine, there are always certain locations which *never* change. In particular, hardware locations, loca-

tions in ROM, and locations in the RAM (or values used and defined by ROM subroutines) cannot possibly change. An exception to this is when you plug in a new set of ROMs, and you can ask the software vendors about the fun and games the Atari 1200XL's new ROMs are giving them.

In the example given, \$E456 (CIO) is in the Atari's OS ROM space. It is a guaranteed entry point to the OS command implementation code. It won't change (even in the new 1200, etc.).

And locations \$340 through \$34F (as well as \$350 through \$3BF) are in the IOCB space defined by Atari for use with CIO. Again, they won't and cannot change.

Finally, the command used (11) and the zero buffer length are values defined by the OS ROMs to have certain meanings. And if Atari changes these meanings, we are *all* in trouble, because Atari BASIC, PILOT, and more won't work then.

### Implicit Relocatability

The result of all this? No matter where you assemble that example (that is, no matter where the "\*" = " places the code), the resultant machine object code will be precisely the same! Presto. That example is self-relocatable.

Surprisingly, a lot of the subroutines used with Atari BASIC follow the mold shown here: they simply set up some values in the Atari-specified memory locations and call an Atari-specified OS routine. They are implicitly self-relocatable.

So what is *not* relocatable? Generally, the prime culprits are:

1. References to RAM locations defined within the user's own code (for example, LDA, STA, INC, etc.).
2. Jumps (JMPs) to locations in the user's own code.
3. Calls (JSRs) to locations in the user's own code.

Let's make up an example just to illustrate potential problems.

```

*= $600
SAVEX *= * + 1
MESSAGE .BYTE 'This is the message',0
;
; this is the same code as the examples above
;
PRINTCHARACTER
LDX #COMMAND.PUTBINARY
STX IOCB.COMMAND ; command for CIO
LDX #0 ; use a zero buffer length
STX IOCB.LOLENGTH ;tells CIO to output
STX IOCB.HILENGTH ; contents of A register
JMP CIO ; let CIO do the real work
;
; call here to print contents of 'MESSAGE'
; Entry conditions: none
; Exit conditions: none, no registers saved
;

```

# MACHINE LANGUAGE UTILITIES

for ATARI 400/800/1200.



VERVAN Software  
 Vervan utility programs require no software modifications and are a must for all serious ATARI BASIC programmers.

**CASOUP 1.0 & 2.0** To copy most BOOT tapes and cassette data files. 1.0 is a file copier. 2.0 is a sector copier. Cassette only \$24.95

**CASDIS** To transfer most BOOT tapes and cassette data files to disk. Disk only \$24.95

**FULMAP** BASIC Utility Package. VMAP-variable cross-reference. CMAP-constant cross-reference (includes indirect address references). LMAP-line number cross-reference. FMAP-all of the above. Will list "unstable" programs. Also works with Editor/Assembler cartridge to allow editing of string packed machine language subroutines. All outputs may be dumped to printer. Cassette or Disk \$39.95

**DISASM** To disassemble machine language programs. Works with or without Editor/Assembler

cartridge. May be used to up or down load single boot files. All output can be dumped to printer. Cassette or Disk \$24.95

**DISDUP** For disk sector information copying. May specify single sector, range of sectors, or all. Copies may be made without read verify. Disk \$24.95

IJG products are available at computer stores, B. Dalton Booksellers and independent dealers around the world. If IJG products are not available from your local dealer, order direct. Include \$4.00 for shipping and handling per item. Foreign residents add \$11.00 plus purchase price per item. U.S. funds only please.

IJG, Inc. 1953 W. 11th Street  
 Upland, California 91786  
 Phone: 714 946-5805

If it's from IJG  
**IT'S JUST GREAT!**

ATARI™ TM Warner Communications, Inc.

## MORE GREAT ARCADE CHALLENGERS FOR ATARI COMPUTERS

### ULTRA EXCITING STAR CRYSTALS

The caverns of the planet, Croga, hold the key to endless power — Star Crystals that amplify solar energy. To get to them you have to penetrate the Crogan defenses both on and under the surface. Once you capture a Crystal, you have to get it to the surface and go after another. Each time it gets tougher and more exciting. For one or two players. 24K Disk, and Joystick; 16K Cassette & Joystick.

### Eat 'Em Up! SWAMP CHOMP

Life in the eerie Muckedoo Swamp can be pretty rough, particularly if you're a defenseless Gorx. Alligators, snapping turtles, vampire bats and even ghosts come at you from every side with one goal — DINNER. *But*, if you can make it across the swamp to the feeder station, you'll metamorphose into a Swamp Chomper who fights and bites back! 1-2 players. 24K Disk & Joystick; 24K Cassette & Joystick.

### AMAZING FUN DUO ANDROID

ANDROID challenges you to find your way out of a 5-story maze despite armed robots, earthquakes and hidden time bombs. In CAPTIVITY, you race the clock through mazes, armed with only a map and your robot's 3-D view. Varying levels of difficulty in each game. 40K Disk & Joystick with optional voice cassette.

### AWARD WINNING MOONBASE 10


Io is a great voice-activated arcade game with three sequential adventures. 1) Navigate the alien mine field. 2) Defend Moonbase Io. 3) Attack and destroy the mother ship. Winners get a personal Presidential Commendation from Earth. 24K Disk, Cassette, & Joystick; 16K Cassette & Joystick.

### Clipper "Aye-Aye, Captain"

You're captain of a San Francisco-bound clipper ship in 1850. And you're really in charge! You pick vessel, cargo, crew and course. Then, use your skills to overcome storms, icebergs, illness, delays, doldrums, mutiny and more. A voice-narrated high-adventure. 32K Disk, optional voice cassette, & Joystick; 24K Cassette & Joystick.

Available at leading stores or direct from PDI.

ATARI is a trademark of Atari, Inc.



Program Design, Inc. 95 East Putnam Avenue, Greenwich, CT 06830

## Learn to program the ATARI™ in 6502 Machine Language & BASIC.

Three new ATARI books for the serious programmer and beginner, are now distributed by IJG, for use with the ATARI 400 and 800 microcomputer systems.

**ATARI BASIC, Learning By Using.** This is an action book! You program with it more than you read it. You use it, you discover with it, you create it. Learn ATARI BASIC easily through the short programs provided. A great source of work problems for teacher or student. 73 pages. ISBN 3-92-1682-80-4 \$9.95.

**Games For The ATARI.** Provides ideas on how to create your own computer games. Contains primarily BASIC examples but, for very advanced programmers, a machine language example is included at the end of the book. 115 pages. ISBN 3-911682-84-3 \$7.95.

**How to Program Your ATARI in 6502 Machine Language.** To teach the

novice computer user machine language, the use of an assembler, and how to call subroutines from the BASIC interpreter. 106 pages. ISBN 3-92-1682-87-5 \$9.95

IJG products are available at computer stores, B. Dalton Booksellers and independent dealers around the world.

If IJG products are not available from your local dealer, order direct. Include \$4.00 for shipping and handling per item. Foreign residents add \$11.00 plus purchase price per item. U.S. funds only please.

IJG, Inc. 1953 W. 11th Street  
 Upland, California 91786  
 Phone: 714/946-5805

If it's from IJG  
**IT'S JUST GREAT!**

ATARI™ TM Warner Communications, Inc.

```

PRINTMESSAGE
  LDX #0
  STX SAVEX ; initialize message pointer
MSGLOOP
  LDX SAVEX ; get current message pointer
  LDA MESSAGE,X ; get next character of msg
  BEQ QUIT ; but quit if it's last char
  JSR PRINTCHARACTER ; else print it
  INC SAVEX ; point to next character
  JMP MSGLOOP ; and do another character
;
QUIT
  RTS ; we are done

```

Do you see the problem areas? If we move this routine somewhere else in memory, the addresses of MESSAGE, PRINTCHARACTER, MSGLOOP, and SAVEX all change, and the object code associated with them changes also. This routine is definitely *not* self-relocatable.

But let's tackle each of the problem labels one at a time and see how we can change the references to each to make the code self-relocatable.

MSGLOOP is the easiest label to "fix." For example, if we change the line JMP MSGLOOP to BNE MSGLOOP, the label MSGLOOP is no longer a problem (since *all* branch instructions are always, by nature, self-relocatable).

And we could save the X-register on the stack (via TXA and PHA) and later retrieve and increment it similarly (via PLA, TAX, and INX), thus eliminating the need for SAVEX.

The PRINTCHARACTER routine could easily be eliminated in its entirety by placing its code in-line in the middle of the PRINTMESSAGE routine. This is a good solution only if PRINTCHARACTER is not called by any other routine. It may also be an adequate solution if the routine being placed in-line is fairly small (as is PRINTCHARACTER) so that you can keep two or more copies around, if necessary.

But what do we do about MESSAGE, which is too big to put in a register? Or what would we do if PRINTCHARACTER was a long routine? And, most importantly, what do we do with a hunk of self-relocatable code once we have managed to produce it?

Next month we'll tackle those questions and others.

## A Handy Product?

Do you do much work on *both* Apple II and Atari computers? If so, you could probably use a handy-dandy little device which we recently acquired.

Allen Prowell of Fresno, California, built us what amounts to an intelligent cable between our Apple and our Atari. It plugs into the joystick port on the Atari and into the game port on the Apple. It transfers ASCII files in either direction (doing "light conversion" on return characters, etc.). *Very fast*. It is much more convenient and reliable than using RS-232, and it moves over 1000

characters a second, including disk accesses.

As I said, this is a specialized product, but if you need it, call Allen (209) 227-4917. Using our C/65 and MAC/65 on both Atari and Apple, we have converted an 8K program in as little as two hours, including the transfers, assemblies, etc.

## Coming Attractions

I think next month's column will be fairly long, what with the last part of BAIT and Part 2 of self-relocatable machine language. If I have room, though, I will introduce you to a new Atari graphics mode. Also, coming soon, information on some strange and wonderful new products for the Atari. ©

## Maxell Floppy Disks

The Mini-Disks  
with maximum  
quality.



Dealer inquiries invited. C.O.D.'s accepted.  
Call FREE (800) 235-4137.



PACIFIC EXCHANGES  
100 Foothill Blvd  
San Luis Obispo, CA 93401  
In Cal. call (805) 592-5915  
(805) 543-1037



## ENHANCE YOUR ATARI 810

### HAPPY 810 ENHANCEMENT

Speed up program development, loading, execution, and copying time by reading disks up to 3 times faster. Complete compatibility with existing software, with faster disk initialization, and reduced wear on the disk drive mechanism. No soldering or trace cutting required, complete installation instructions included, or contact your dealer. Diagnostic program included.

SOFTWARE ENHANCEMENTS (require HAPPY 810 ENHANCEMENT)

### HAPPY BACKUP PROGRAM

Guaranteed to produce executable backup copies of any disk which can be read with a standard ATARI 810\* disk drive. Backup those important disks in your library or use HAPPY BACKUP for small scale software production. Completely automatic duplication of format and data content of the source disk. Single and multiple drive versions available. Backup copies will work on a drive without the enhancement.

### HAPPY COMPACTOR PROGRAM

Combines self booting programs which reside one per disk into one disk with many self booting programs using the HAPPY COMPACTOR file structure. Programs are then executed from the self booting HAPPY COMPACTOR menu, and may later be extracted back onto a single disk. Compacted programs disk will execute only on a drive which has the HAPPY 810 ENHANCEMENT. Pays for itself by reducing the number of backup disks you need, in addition to the added convenience.

### HAPPY CUSTOMIZER PROGRAM

User friendly program to generate source disks with custom track format. Format is specified on a per track basis. Examples of usage and interpretation of results are included. This system requires a more advanced level user.

HAPPY 810 ENHANCEMENT WITH SINGLE DRIVE	\$249.95
MULTIPLE DRIVE HAPPY BACKUP PROGRAM .....	\$ 49.95
HAPPY COMPACTOR PROGRAM .....	\$ 49.95
HAPPY CUSTOMIZER PROGRAM .....	\$ 99.95

CALL OR WRITE FOR ORDERING INFORMATION Sorry, no C.O.D. or credit cards accepted. Dealers may inquire, send letterhead.

HAPPY COMPUTING  
P.O. Box 32331  
San Jose, CA 95152  
(408) 251-6603



\*ATARI 810 is a trademark of ATARI Inc.



# EASTCOAST SOFTWARE

ecs... inflation fighting prices.

## SOFTWARE

	LIST	SALE
6502 Disassembler 24KD	\$14.95	\$10.75
Ali Baba & Fony Thieves 32KD	22.80	22.80
Alien Ambush D	29.98	20.70
Alien Swarm 16KC	29.95	20.95
Alpha Shield R	34.95	24.60
Anri-Sub Patrol D	29.95	20.70
Anri-Sub Patrol C	19.95	13.75
Apple Panic C/D	29.95	20.70
Atari Basic 8KR	59.95	46.40
Atari Basic Inventory D	24.95	18.05
Atari Household Finance D	39.95	30.15
Atari Writer R	79.95	62.00
Attack At EP-CYG-4 D	32.95	24.90
Attack At EP-CYG-4 C	29.95	20.95
Avalanche C/D	22.95	17.75
Bandits 48KD	34.95	24.15
Baseball 16KC	29.95	20.95
Basic A + 32KD	80.00	60.00
Basic Compiler 32KD	99.95	70.00
Battle For Normandy C/D	39.95	28.90
Battle of Shiloh C/D	39.95	28.90
Bookkeeper 48KD	149.95	116.25
Candy Factory D	29.95	20.70
Canyon Climber C/D	29.98	20.95
Castle Wolfenstein D	29.95	20.95
Camitide 8KR	44.95	34.75
Chess 48KD	69.95	49.50
Choplifer 48KD	34.98	24.10
Claim Jumper C/D	34.95	24.15
Claim Jumper R	44.95	31.15
Clowns & Balloons C/D	29.95	20.95
Combat 24KD	24.95	17.90
Communicator Kit R	279.95	235.00
Compu-Math/Fractions 32KC	29.95	20.70
Compu-Math/Decimals 32KC	29.95	20.70
Compu-Read 48KD	29.95	20.70
Controller 32KD	30.00	20.70
Conversational French 16KC	59.95	46.40
Cosmic Balance 48KD	39.95	28.90
Crossfire C/D	29.95	20.70
Crossfire 8KR	29.95	31.10
Crush, Crumble & Champ C/D	29.98	20.70
Danger in Drindisti C/D	19.95	13.75
Date Perfect 32KD	99.95	70.30
Datasm 65 2.0 48KD	99.95	70.00
David's Midnight Magic 48KD	34.95	24.15
Deadline 32KD	49.95	34.50
Deadly Duck R	34.95	24.55
Defender R	44.95	34.75
Delta Drawing D	59.95	43.05
Deluxe Invaders 16KR	39.95	27.60
Dig Dug R	44.95	34.75
Disk Manager 32KD	29.95	20.95
Dneiper River Line 40KD	49.95	35.50
Dog Daze C/D	30.00	20.95
Droids R	22.95	17.75
Droids C	31.10	24.10
Droids C	34.95	24.20
Eastern Front C/D	29.95	23.25
Edit 6502 32KR	199.95	145.00
Empire of the Overmind C/D	35.00	24.20
EPYX 3-Pack D	49.95	34.50
ET Home Phone R	49.95	38.75
Face Maker D	34.95	24.75
Family Finance D	49.95	38.75
Fantastic Voyage R	34.95	24.60
Fast Eddy R	34.95	24.55
File It 2 System 24KD	49.95	35.50
File Manager 800 + 40KD	99.95	69.00
Flip Out D	29.95	20.95
Fort Apocalypse C/D	34.95	24.75
Fort Apocalypse R	44.95	31.10
Frogger C/D	34.95	24.10
Galaxian R	44.95	34.75
GFS Sorceress 40KD	35.00	24.20
GFS Sorceress 48KC	30.00	20.70
Gorf 16KD	39.95	27.60
Gorf 16KR	44.95	30.80
Home Accountant D	74.95	48.05
Home Filing Manager 32KD	49.95	38.75
Home Financial Management C	29.95	23.00
Home Manager Kit D	79.95	62.00

## SOFTWARE

	LIST	SALE
Invitation to Programming 1 8KC	\$24.95	\$19.25
Invitation to Programming 2 8KC	29.95	23.15
Invitation to Programming 3 8KC	29.95	23.15
It-Is-Balloon C/D	34.95	24.75
Jawbreaker C/D	29.98	20.70
Jerry White's Music Lessons C/D	29.95	20.95
Journey to the Planets C/D	29.95	20.70
Junjo Jet Pilot R	49.95	38.30
K-DOS 32KD	89.95	62.75
K-RAZY Antiks 8KR	49.95	35.50
K-RAZY Kritters 8KR	49.95	35.50
K-RAZY Shootout 8KR	49.95	35.50
K-Star Patrol 8KR	49.95	35.50
Keys of Acheron C/D	19.95	13.75
Kindercomp D	34.95	25.45
Lezer Maze C	29.95	20.70
Letter Perfect 24KD	149.95	103.60
Lunar Lopper D	29.95	20.70
M.A.S.H. R	39.95	27.60
Mail Merge/Utility 16KD	29.95	20.70
Master Type 32KD	39.95	27.60
Microsoft Basic 32KD	89.95	70.00
Midway Campaign 32KC	16.00	11.50
Miner 2049er 16KR	49.95	35.50
Moon Base IO C/D	29.95	20.95
Merlot's Tower C/D	19.95	13.75
Nautilus C/D	34.95	24.15
Outlaw/Howitzler C/D	22.95	17.75
Pac Man 8KR	44.95	34.75
Pacific Coast Highway C/D	29.95	20.95
Pinball D	29.95	20.95
Pool 1.5 48KD	34.95	24.10
Pool 400 16KR	39.95	28.90
Preparation for the SAT 16KC	125.00	90.00
Preppie 32KD	29.95	20.70
Preppie 16KC	19.95	13.75
Preschool IQ Builder 24KD	23.95	17.00
Preschool IQ Builder 16KC	16.95	12.00
Programmer Kit 8KR	69.95	57.85
Protector II C/D	34.95	24.15
Protector II R	44.95	31.15
Q.S. Reversi D	29.95	20.70
Rear Guard 24KD	24.95	17.25
Rear Guard 16KC	19.95	13.75
Rescue at Rigel C/D	29.95	20.70
S.A.M. 8KD	59.95	41.45
Sea Dragon D	34.95	24.15
Sea Fox 48KD	29.95	20.95
Serpentine C/D	34.95	24.15
Shamus C/D	34.95	24.10
Shamus R	44.95	31.15
Slime R	34.95	24.15
Snake Byte 48KD	29.95	20.70
Snooper Troops #1 D	44.95	33.00
Snooper Troops #2 D	44.95	33.00
Space Invaders 8KR	34.95	28.45
Spell Wizard 48KD	79.95	60.00
Squish 'Em R	39.95	27.60
Star Raiders 8KR	44.95	34.75
Star Warrior C/D	39.95	27.60
Starcross 32KD	39.95	27.60
Story Machine D	34.95	24.75
Submarine Commander R	49.95	38.30
Tanktics 32KD	29.00	20.00
Temple of Apshei C/D	39.95	27.60
Text Wizard 32KD	99.95	70.00
Threshold 40KD	39.95	27.55
Tigers in the Snow C/D	39.95	28.90
Ultima II 48KD	59.95	41.40
Ulysses & The Golden Fleece 40KD	39.95	24.10
Upper Reaches of Apshei C/D	19.95	13.75
VC 40KD	25.00	17.90
Visicalc (Special Price) 32KD	250.00	172.00
Way Out 48KD	39.95	27.55
Wizard of Wor 16KD	39.95	27.60
Wizard of Wor 16KR	44.95	31.00
Zaxxon D	39.95	27.60
Zaxxon C	39.95	28.90
Zork I 32KD	39.95	27.60
Zork II 32KD	39.95	27.60
Zork III 32KD	39.95	27.60

# ATARI SOFTWARE

## HARDWARE

	LIST	SALE
12' Joystick Extension Cord	\$9.95	\$7.75
Amdek 12" Green Monitor	179.00	148.75
Amdek Color I Mnt	399.00	336.25
Atari 16K RAM Module	99.95	86.25
Atari Cart Flip-N-File	29.95	18.85
Atari Joysticks (Pair)	19.85	12.85
Atari Joysticks (Single)	9.95	6.45
Atari Paddles	14.95	11.50
B Key 400 Keyboard	119.95	99.00
Hayes Smartmodem 300	289.00	215.00
Intec 16K RAM Card (400/800)	60.00	45.25
Intec 32K RAM Card (400/800)	90.00	65.35
Intec 48K RAM Card (400)	115.00	86.70
LE Stick	39.95	29.15
Microtek 16K Memory Board	99.50	67.85
Microtek 32K Memory Board	139.50	93.00
MPC 32K Memory Board	139.50	107.00
MPC BSR Controller	159.50	122.30
NEC 1201 12" Green Mnt	285.00	159.00
NEC 1212 Color Mnt	399.00	310.00
NEC 1260 12" Green Mnt	149.95	125.00
NEC 8023 Printer	645.00	475.00
Parallel Printer Cable	39.50	32.75
Percom Add-On Drive	439.00	376.50
Percom AT-88-S1 Drive	488.00	463.75
Percom First-Drive	699.00	597.60
Prowriter 2 1550-P Printer	995.00	750.00
Prowriter 8510 AP Printer	595.00	500.00
Quickshot Joysticks	19.95	14.15
Sanyo 12" Green Mnt	260.00	198.75
Sanyo 13" Color Mnt	470.00	390.00
Sanyo 9" Green Mnt	200.00	155.00
Serial Modem Cable	39.50	28.50
Serial Printer Cable	34.50	28.50
Signalman Atari Modem MK II	99.00	81.50
Starwriter F10 Printer	1895.00	1562.50
Taxan 12" Amber Mnt	179.00	136.95
Taxan 12" Green Mnt	169.00	124.40
TG-Trak Ball	64.95	46.00
USI PI-2 12" Green Mnt	210.00	154.55
USI PI-3 12" Amber Mnt	249.00	162.00
USI PI-4 9" Amber Mnt	215.00	154.55
WICO Joystick	29.95	22.50
WICO Joystick Deluxe	39.95	27.50
WICO Red Ball Joystick	34.95	25.00
WICO Trackball	69.95	52.50

## SUPPLIES

	LIST	SALE
Atari Disk Flip-N-File	\$29.95	\$18.15
Dysan Disks	60.00	41.50
Elephant Disks (SS/SD)	34.00	21.90
Elephant Disks (SS/DD)	37.00	25.00
Epson MX-100 Ribbon	25.00	16.65
Epson MX-80 Ribbons (2)	28.00	12.55
Head Cleaning Kit	29.95	19.20
Maxell MD1 Disks	51.90	30.00
NEC 8023 Ribbons (2)	19.95	17.10
Printer Paper 20# Perf		32.20 (+ Shipping)
Smith Corona TP Film Ribbon	7.95	6.35
Starwriter Nylon Ribbon	5.75	4.65
Starwriter Film Ribbon	5.50	4.50
Trunk Disk Storage	29.95	21.50
Verbatim MDS25 Disks	49.00	28.90

## BOOKS

	LIST	SALE
"Atari Basic Reference" Book	\$10.95	\$8.50
"Atari Basic" Book	10.95	8.50
"Atari Games & Recreation" Book	14.95	11.50
"Atari Pilot For Beginners" Book	14.95	11.50
"Atari Sounds & Graphics" Book	9.95	8.25
"Book of Atari Software-83" Book	19.95	12.80
"Kids and the Atari" Book	19.95	15.90
"Technical User Notes" Book	29.95	23.75
"The Atari Assembler" Book	12.95	9.95
"Your Atari Computer" Book	16.95	13.00

Key: (D) Disk, (C) Cassette, (R) Rom Cartridge

Many more titles available: We also carry a full line of Apple Software.

Atari® is a registered trademark of ATARI COMPUTER INC.

# EASTCOAST SOFTWARE

110 West Caracas Avenue  
Hershey, PA 17033

MAIL YOUR ORDER OR CALL (717) 533-8125



Shipping 1% (\$2.50 min.)  
C.O.D. Add An Additional \$2.50  
Foreign FPO-APO Orders We Ship  
Air Mail...Add 7% (U.S. Currency Only)  
No Minimum Order  
Visa-Mastercard-C.O.D.-Check  
Prices Subject To Change

# MACHINE LANGUAGE

Jim Butterfield, Associate Editor

## Part III

# Numeric Output

There's a quick method of generating decimal output on the 6502. It's a notable departure from conventional methods, and it would be worthwhile to lay down a few general ideas.

### Shift Transfer

Suppose we have two bytes, OLD and NEW. OLD contains a value, and NEW contains zero. We want to transfer the contents of OLD to NEW, and set OLD to zero. That's not hard by conventional coding (a couple of Load and Store commands), but we're going to look at another method.

Suppose that we shift each bit out of OLD, and then shift it into NEW. Using a left shift, we would code: ASL OLD (arithmetic shift left), which puts the extra bit into the carry; and then ROL NEW, which slides the carry bit into the new byte. If we repeat this eight times, OLD will have moved to NEW, bit by bit. It seems like a slow way of doing it, but it does indeed achieve what we want.

The same method, of course, would move a two-byte OLD to NEW, or as many bytes as we need. Each bit shift would consist of one ASL followed by several ROL commands until the job is done.

### A New Way To Rotate

The ROL (Rotate Left) command is compact and handy. It takes the contents of the Carry flag and moves it into the low-order bit position of the operand; all other bits move over to make room, and the high-order bit falls out into the Carry. Now let's do the same thing without using the ROL command.

The ROL command might be considered the same as multiplying by two plus adding a carry, if necessary. We often use the left Shift and Rotate commands for multiplication. But there's another way to multiply: we can use repeated addition.

We can do exactly the same as ROL NEW by coding: LDA NEW: ADC NEW: STA NEW. The original number is doubled, which gives the left shift, and the carry is automatically added in. A

new carry condition is generated. All we seem to have done is use three instructions where one would have done.

### The Gimmick

But here's the gimmick: we can make the ADC instruction add in a different manner by switching to *decimal* mode. In decimal mode, addition automatically produces BCD numbers. And BCD numbers can be printed as if they were hexadecimal, which greatly simplifies the output calculation.

Let's work this out in principle. First, a warning: on many machines, decimal mode is poisonous to the operating system and to the interrupt routines. Remember to restore binary mode when you're finished; and if your machine uses interrupt, lock it out for the duration of your calculation.

Let's look at simple coding to change a one-byte OLD to NEW:

```
LDA #$00
STA NEW      (clear NEW)
LDX #$07    (eight bits)
ASL OLD      (grab a bit)
LDA NEW      (slip it..)
ADC NEW      (...into..)
STA NEW      (...NEW)
DEX          (count down)
BPL BIT      (next bit)
...
```

If we are in binary mode, the above routine will copy OLD to NEW unchanged. But if we switch to decimal mode, OLD will be converted to BCD as it is moved to NEW.

A warning here: the result might not fit. A one-byte binary number might need to be converted to three decimal digits (for example, 250). In this case, we'd need to have two bytes available in NEW to hold the result, since BCD holds only two decimal digits per byte. Be sure your coding provides for sufficient space for the answer.

### An Example

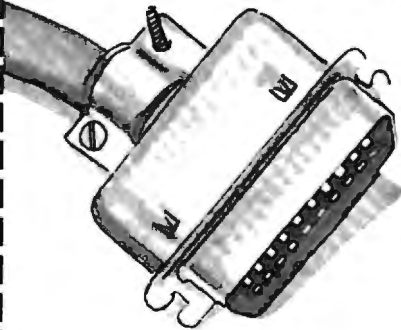
Let's write the outline of a routine to convert a series of 16-bit numbers to decimal and output

Take This Ad To Your Nearest Typewriter Or Computer Dealer!

**SuperCord™**  
INTERFACE

# Super Rebate

Translates computer "language"  
to electronic typewriter "language."  
Your electronic typewriter is now  
a letter quality printer  
for your computer



**\$25<sup>00</sup>**  
**BACK**

WHEN YOU BUY SUPERCORD™

SuperCord is the only patent approved interface that can turn your electronic typewriter into a letter quality printer for your micro-computer. If your computer is RS 232 C, Centronics Parallel, or IEEE 488, there's a SuperCord for your Adler, Royal, Smith Corona, Silver-Reed, Hermes, Brother, or Facit electronic typewriter.\*

If your dealer hasn't heard about SuperCord, show him this ad and have him order a SuperCord for you from any one of the distributors or representatives listed in this ad. When you receive your SuperCord, send us this ad, your original store receipt showing the SuperCord model and serial number and we'll send you a rebate check for \$25.00.

**REPRESENTED NATIONALLY BY:**

**Southern California**

Gary Lubin & Associates  
6518 Fulton Avenue  
Van Nuys, California 91401  
(213) 506-4536

**Florida**

Seaman Sales  
3600 C Hacienda Boulevard  
Ft. Lauderdale, Florida 33314  
(305) 944-1341

**Northwest**

Mike Pallansch  
9021 Evergreen Way, Suite 108  
Everett, Washington 98204  
(206) 347-1689

**Plains States**

Audio Marketing, Inc.  
1102 Main, Suite C  
Grandview, Missouri 64030  
(816) 763-2001

**Northern California**

Golden Gate Marketing  
218 Milo Place  
San Ramon, California 94583  
(415) 828-6127

**New York Metro**

Roth-Paris Marketing Inc.  
2 Hudson Street  
Marlboro, New Jersey 07746  
(201) 780-6580

**Midwest**

J.W. Horness  
18957 Fruitport Road  
Spring Lake Michigan 47456  
(616) 842-4367

**South West**

Simon/Shapiro & Assoc.  
690 N. Glenville  
Richardson, Texas 75081  
(214) 699-8698

**South East**

Sy Pels  
1209 Woodcliff Drive  
Dunwoody, Georgia 30338  
(404) 396-0500

**Delaware Valley**

Casele Associates, Inc.  
296 Evergreen Ave.  
Warminster, Pennsylvania 18974  
(215) 441-4640

**New England**

Pro Marketing, Inc.  
892 Worcester Road  
Wellesley, Massachusetts 02181  
(617) 237-4890

**Ohio Valley**

Astro Kam  
672 Alpha Dr.  
Cleveland, Ohio 44143  
(216) 461-4500

**DISTRIBUTED BY:**

**B.A. Pargh Co., Inc.**  
1280 Murfreesboro Road  
Nashville, Tennessee 37217  
(615) 361-3600

**Ames Supply**  
2537 Curtiss Street  
Downers Grove, Illinois 60515  
(312) 964-2440

\*See your dealer for exact model number. Rebate program ends August 31, 1983

them. We'll write the code in compact form so as to emphasize the logic flow.

Set up Y to reach several numbers:

LDY #0

Copy a number into the work area:

A: LDA TABLE,Y:STA WORK:LDA TABLE+1,Y:  
STA WORK1

Move Y to reach the next number, clear output area:

INY:INY:LDA #0:STA OUT1:STA OUT2:STA OUT3:  
STA ZSUP

Get ready to move 16 bits from WORK to OUT:

LDX #15

Move bit out of WORK:

B: ASL WORK:ROL WORK1

Switch to decimal mode:

SEI:SED

Move bit (decimally) into OUT:

LDA OUT1:ADC OUT1:STA OUT1  
LDA OUT2:ADC OUT2:STA OUT2  
LDA OUT3:ADC OUT3:STA OUT3

Clear decimal mode:

CLD:CLI

Repeat for next bit:

DEX:BPL B

Prepare to output three bytes (six digits):

LDX #2

Get bytes, high order first, for output:

C: LDA OUT1,Y:PHA

Output high order digit:

PHA:LSR:LSR:LSR:LSR:JSR PUT:PLA

Output low order digit:

AND #\$0F:JSR PUT

Go for next byte:

DEX:BPL C

Print RETURN:

LDA #\$0D:JSR PRINT

Go back for another number:

CPY #10:BCC A

Quit:

RTS

Zero suppress output subroutine:

PUT: CMP ZSUP:BNE D

Fill with space:

LDA #\$20:BNE E

Convert numeric, kill zero suppression:

D: ORA #\$30:STA ZSUP

Print and return:

E: JMP \$FFD2

Let's put the above into a PET/CBM/VIC/C64 environment to see it work:

```
100 DATA 160,0, 185,80,3, 141,64,3
110 DATA 185,81,3, 141,65,3, 200,200
120 DATA 169,0, 141,66,3, 141,67,3, 141,68,3
130 DATA 141,69,3, 162,15, 14,64,3, 46,6
    5,3, 120, 248
140 DATA 173,66,3, 109,66,3, 141,66,3, 1
    73,67,3
150 DATA 109,67,3, 141,67,3, 173,68,3
160 DATA 109,68,3, 141,68,3, 216, 88, 20
    2, 16,216
170 DATA 162,2, 189,66,3, 72, 74, 74, 74, 74
180 DATA 32,184,3, 104, 41,15, 32,184,3,
    202, 16,236, 169,13, 32,210,255
190 DATA 192,10, 144,155, 96, 205,69,3,
    208,4, 169,32
195 DATA 208,5, 9,48, 141,69,3, 76,210,255
200 FOR J=848 TO 968:READ X
210 T=T+X:POKE J,X
220 NEXT J
230 IF T<>10738 THEN STOP
300 SYS 848
```

The numbers that are printed won't have any special meaning, but you'll see that conversion is taking place, and that zero suppression works nicely.

Converting binary numbers to BCD in preparation for output isn't really a gimmick. It's a sensible way to do an otherwise difficult job. ©

**24K MEMORY EXPANSION BOARD**

for the **VIC-20™**

 **ORDER FACTORY DIRECT**

**\$119.95**

ADD \$2.00 FOR POSTAGE & HANDLING  
TEXAS RESIDENTS ADD 5% SALES TAX

- PLUGS INSIDE VIC-20
- LEAVES EXPANSION SLOT FREE
- USES HIGHEST QUALITY PARTS
- 90 DAY WARRANTY
- COMPLETELY ASSEMBLED  
NO SOLDERING

**DYNAMIC TECHNOLOGIES**

2104 CHALICE ROAD  
ARLINGTON, TEXAS 76014  
(817) 261-8363

VIC-20 is a registered TM of Commodore Business Machines

# COMPUTE!'s Machine Language For Beginners

**Author:** Richard Mansfield

**Price:** \$12.95

**On Sale:** Now

One of the most exciting moments in computing is when a beginner writes his or her first program which actually works... usually after hours of effort. A new world opens up.

But as beginners grow into intermediate programmers and become more fluent in BASIC, they realize the language's limitations – slow speed, and the lack of total control over the inner operations of the computer. They often develop an admiration for the fast, smoothly running machine language programs that mark commercial software. Unfortunately, too many people view machine language as mysterious and forbidding, and they are reluctant to tackle it themselves.

**COMPUTE! Books'** latest release, *Machine Language For Beginners*, by Richard Mansfield, introduces newcomers to the challenges of machine language with a unique approach. Aimed at people who understand BASIC, *Machine Language For Beginners* uses BASIC to explain how machine language works. A whole section of the book explains machine language in terms of equivalent BASIC commands. If you know how to do it in BASIC, you can see how it's done in machine language.

*Machine Language For Beginners* is a general tutorial for all users of computers with 6502 microprocessors – with examples for the Commodore 64, VIC-20, Atari 400/800/1200XL, Apple II, and PET/CBM. The numerous machine language programs will work on all these computers.

As a bonus, *Machine Language For Beginners* includes something that all fledgling machine language programmers will need to get started – an assembler. The "Simple Assembler," written in BASIC for the various computers, takes the tedium out of entering and assembling short machine language programs. The book even explains how to use the built-in machine language monitors on several of the computers. And it includes a disassembler program and several monitor extensions.

This book fills the need for a solid, but understandable, guide for personal computing enthusiasts. Mansfield is Senior Editor of **COMPUTE!**. His monthly column, "The Beginner's Page," has been one of **COMPUTE!**'s most popular features.

In the **COMPUTE!** tradition, *Machine Language For Beginners* has been written and edited to be straightforward, clear, and easily understood. It is spiral-bound to lie flat to make it easier to type in programs.

## Table of Contents

Preface .....	v
Introduction — Why Machine Language? .....	vii
Chapter 1: How To Use This Book .....	1
Chapter 2: The Fundamentals .....	7
Chapter 3: The Monitor .....	23
Chapter 4: Addressing .....	37
Chapter 5: Arithmetic .....	53
Chapter 6: The Instruction Set .....	63
Chapter 7: Borrowing from BASIC .....	91
Chapter 8: Building A Program .....	97
Chapter 9: ML Equivalents Of BASIC Commands .....	121
Appendices	
A: Instruction Set .....	149
B: Maps .....	167
C: Assembler Programs .....	223
D: Disassembler Programs .....	237
E: Number Charts .....	243
F: Monitor Extensions .....	253
G: The Wedge .....	335
Index .....	339

Available at computer dealers and bookstores nationwide. To order directly call TOLL FREE 800-334-0868. In North Carolina call 919-275-9809. Or send check or money order to **COMPUTE! Books**, P.O. Box 5406, Greensboro, NC 27403.

Add \$2 shipping and handling. Outside the U.S. add \$5 for air mail. \$2 for surface mail. All orders prepaid, U.S. funds only.

# PROGRAMMING THE TI

C Regena

## Planning Color Sets

In a previous column we looked at defining characters for graphics. Let's expand on that idea and discuss in more detail how to plan the color sets for high-resolution graphics.

To define colors for your graphics, use the CALL COLOR statement. The form is CALL COLOR(s,f,b) where s is the set number, f is the foreground color, and b is the background color. Each of the numbers can be from 1 to 16. Each graphics character you define can have two colors (a foreground color and a background color) chosen from the list of 16 colors.

### The Color Sets

There are 16 color sets. Each color set contains eight character numbers (ASCII codes). The table shows which ASCII character codes are in which color set. You may find it handy to mark off these sets on the "Character Codes" table on the BASIC Reference Card that came with your computer. Just make a mark after every eighth number, then number the sets so you can tell at a glance which character is in which set – and which other characters are in the same set.

Color Sets

Set	Character Codes	Set	Character Codes
1	32-39	9	96-103
2	40-47	10	104-111
3	48-55	11	112-119
4	56-63	12	120-127
5	64-71	13	128-135
6	72-79	14	136-143
7	80-87	15	144-151
8	88-95	16	152-159

Now try this short program to see how the CALL COLOR statement works:

```
100 PRINT"HELLO THERE!"
110 PRINT"THIS IS A SAMPLE."
120 CALL COLOR(5,7,1)
130 GOTO 130
```

RUN the program. Lines 100 and 110 just print some words on the screen. By the way, we didn't use a CALL CLEAR statement, so the program will also still be on the screen. The screen turns

green when the program starts to run. Line 120 says to change all characters in set number 5 to a red foreground (color 7) and a transparent background (color 1). Line 130 holds the colors on the screen until you press FCTN 4 to CLEAR or stop the program (SHIFT C on the TI-99/4 console). You will notice when you RUN the program that the screen turns green, and then all the letters in Set 5 (@,A,B,C,D,E,F,G) turn red. Color 1 for the transparent background means that the background for the character will be the screen color.

Stop the program by pressing CLEAR. Change line 120 to

```
120 CALL COLOR(5,6,1)
```

The letters turn blue. Go ahead and try different colors for the second number in parentheses.

Now experiment with background color. Add these lines to your program:

```
130 FOR DELAY=1 TO 100
140 NEXT DELAY
150 CALL COLOR(6,7,16)
160 FOR DELAY=1 TO 100
170 NEXT DELAY
180 CALL COLOR(6,16,7)
190 GOTO 130
```

Lines 130-140 and 160-170 are delay loops. RUN the program. Line 120 changes the letters in Set 5 to whatever color you specified. Line 150 changes the letters in Set 6 (H,I,J,K,L,M,N,O) to a red (7) foreground and a white (16) background. Each character will look like a red letter on a white square. After the delay loop, line 180 changes the letters in Set 6 to a white foreground and a red background – now white letters on red squares. Line 190 branches to the delay loop in line 130, so the letters in Set 6 blink red on white then white on red.

### Screen Changes

Notice that as soon as you use a CALL COLOR statement, all characters in that set change color – those already on the screen and any that you may later print or draw on the screen. Careful planning

is necessary so you know exactly which characters you are defining to be certain colors.

If you would like to change the screen color, use CALL SCREEN(c), where c is a color number from 1 to 16. For example, add line 90 and run your program:

```
90 CALL SCREEN(12)
```

Keep in mind that anywhere you have used the color number 1, for transparent, it really means the screen color.

Now try another special effect. Add line 125:

```
125 CALL COLOR(1,2,8)
```

This changes all characters in Set 1 to black on cyan (instead of black on transparent). RUN the program. The "space" is Character 32 in Set 1, and all spaces have been turned to cyan. The screen is light yellow from line 90, so you get a border around a cyan rectangle with various colors of letters from the rest of the program.

The default value of all character sets is black on transparent, so the letters on the screen are black on the screen color of yellow. If you would like a complete cyan rectangle with black letters on the cyan background, the character sets would need to be changed to black on cyan.

Keep in mind that it does make a difference in your programming whether you print first then define the colors, or define the colors and then print. Plan your program so that the computer will perform the actions in exactly the order you want.

Here is another sample program. Type NEW (enter), and then try this program. Watch carefully.

```
100 CALL CLEAR
110 CALL VCHAR(10,5,42,9)
120 CALL VCHAR(10,10,42,9)
130 CALL HCHAR(14,6,42,4)
140 CALL VCHAR(10,17,42,9)
150 CALL VCHAR(10,24,33,6)
160 CALL VCHAR(18,24,33)
170 CALL COLOR(2,7,1)
180 GOTO 180
```

The computer is quite fast, but you can see that the screen clears, the characters are drawn in black, and then some of the characters turn red. If you prefer to have the asterisks printed in red from the start, the CALL COLOR statement must come before the CALL VCHAR and CALL HCHAR statements. Delete line 170 and add

```
105 CALL COLOR(2,7,1)
```

RUN the program and you can see the difference.

## Invisible Characters

Another thing you can try is to draw your characters invisibly and then make them appear all at once. This is quite effective if you have a lot of

CALL HCHAR and CALL VCHAR statements drawing an intricate picture. For this program, make the following changes:

```
105 CALL COLOR(2,1,1)
106 CALL COLOR(1,1,1)
170 CALL COLOR(2,7,1)
175 CALL COLOR(1,2,1)
```

First the characters in Sets 2 and 1 are made invisible by setting both foreground and background to transparent. Next the characters are drawn with CALL HCHAR and CALL VCHAR statements. You won't be able to see this process. Last, line 170 colors the asterisks red, and line 175 colors the exclamation points black so the greeting appears all at once.

When defining your own graphics characters, you may use any character number. If you want to keep the alphabet intact, you will probably use character numbers beyond 95. Group your characters so that all characters of the same color will be in the same set.

Remember that there are eight characters per set. If you are using many different colors or need to conserve memory, you will also need to plan the number of characters you can design in each set. For example, if you have a dog that uses nine characters, could you redraw him in eight characters so only one CALL COLOR statement would be needed?

Refer to the table to determine which characters are in which set. For example, if you are designing character number 134, it will be in Set 13, which contains characters 128-135. Your CALL COLOR statement will use set number 13.

If you are not using the small letters in character codes 97-122 (available on the TI-99/4A console, but not on the TI-99/4), use those numbers to define your graphics characters, then PRINT the characters rather than using HCHAR and VCHAR to draw them on the screen. PRINT TAB(10);"hikn" will be much faster than four separate CALL HCHAR statements to put up characters 104, 105, 107, and 110. By the way, your listing will say "hikn" with the small letters, but when your program is run those letters will be substituted by the graphics characters as you defined them. If you want to use the PRINT method on characters numbered higher than 126, you may use a statement such as PRINT CHR\$(132)&CHR\$(133)&CHR\$(137).

## Teeth Wisdom

The following program illustrates the use of color sets in an educational program. "Teeth Wisdom" draws the teeth and their names on the screen in high resolution graphics. After the user knows the names, he or she presses ENTER and the labels clear. The names will be reprinted in a random

order. For a quiz, certain teeth will "blink" and the user must press the correct answer. The order will be random.

The teeth are drawn white on a light red background, and the gums are light red on a transparent background. Although all the teeth are white, they are defined in different color sets so that only certain teeth will blink during the quiz. The central incisors use characters 96-100; the lateral incisors, 104-107; the cuspids, 112-117; the bicuspids, 120-127; and the molars 128-134. The gums use characters from 136 to 157.

Since so many graphics characters are defined, DATA statements rather than individual CALL CHAR statements are used. The DATA in lines 240 to 330 are character definitions. Be careful to type these lines exactly as shown. The round symbols are zeros and not the letter O. When there are two or more commas in a row, it means that a character is defined as a null string. At the end of a data list such as line 250, the "" (double quotes) marks are necessary to indicate a null string, but in a series such as in line 260, the quote marks may be omitted between commas. These null strings correspond to unused character numbers.

Lines 180-230 let the character number C vary from 94 to 157 and READ in a string then define character C with graphics definition C\$. The CALL COLOR statements blink the asterisks on the title screen while the characters are being defined. Lines 340-390 define the colors for the teeth and gums.

Lines 590-690 PRINT the graphics on the screen, which is faster than using individual CALL HCHAR or CALL VCHAR statements for this many special characters. Within the quotation marks are the lowercase letters – release the ALPHA LOCK key to type these symbols in. Line 610 uses the symbol found on the face of the "C" key and is typed by pressing FCTN and C. Other symbols requiring the FCTN key are in lines 640 and 650.

## For The TI-99/4 Console

If you have the TI-99/4 console, you will not be able to type in these lines. You can use the method found in line 600 to print the characters, listing each character number. *Note:* If a program like this has been typed in on the TI-99/4A console, it will work correctly on the TI-99/4 console (read it in from cassette or diskette).

In the quiz, lines 900 and 910 blink the particular teeth while the computer waits for a response. A random number (I) is chosen, and the corresponding color set is I+8 for the CALL COLOR statements.

## Program Structure

Lines	Title
100	Title.
110-170	Clear screen; print title screen.
180-230	Define graphics characters 94 through 157 by READing the definitions from DATA; blink asterisks on screen green and white.
240-330	DATA containing graphics definitions.
340-360	Define color sets 9 through 13 as white on light red for teeth.
370-390	Define color sets for light red on transparent for graphics surrounding teeth.
400-510	Clear screen; print instructions; define strings as groups of characters for later printing.
520-560	READ in names of five groups of teeth as N\$ array and set the W\$ array elements equal to the N\$ array elements.
570	Prints message to press ENTER and waits for response.
580-690	Clear screen; print teeth with labels.
700	Prints message to press ENTER and waits for response.
710-760	Clear message and clear labels.
770	Prints quiz title.
780-850	Randomly print names of teeth on screen from the W\$ array of five names. A(I) will be the correct corresponding answer.
860-1060	Perform quiz.
870-880	Randomly choose teeth.
890-920	Blink teeth blue and white while waiting for response.
930-940	If number 1-5 is pressed, show which number was pressed, otherwise return to line 890.
950-990	If answer is incorrect, sound "uh-oh" and return for another response.
1000-1030	If answer is correct, play arpeggio.
1040	Clears answer chosen.
1050-1060	Set A element to zero so that tooth will not be chosen again; return to next problem.
1070-1100	Print option to try again; wait for response; branch appropriately.
1110-1140	If user wants to try again, set W\$ array elements equal to names of teeth, branch to beginning of exercise.
1150	Stop.
1160-1190	Subroutine to print "PRESS <ENTER>" and wait for response.
1200-1210	Clear screen and END.

## Teeth Wisdom

```

100 REM TEETH FOR TI
110 CALL CLEAR
120 PRINT TAB(4); "*****"
130 PRINT TAB(4); "*"; TAB(22); "*"
140 PRINT TAB(4); "* TEETH WISDOM
150 PRINT TAB(4); "*"; TAB(22); "*"
160 PRINT TAB(4); "*****"
170 PRINT :::
180 FOR C=94 TO 157
190 CALL COLOR(2, 13, 1)
200 READ C$
210 CALL CHAR(C, C$)

```



```

220 CALL COLOR(2,16,1)
230 NEXT C
240 DATA 0000001F1010101,000000FF
250 DATA 000000F1F3F7F7F7F,000083C7C
7E7E7E,0000E0F0F8FCFEFE,FFFFFFF
FFFFFFF,FEFEFEFEFEFEFEFE,0,, ""
260 DATA 70F8FCFCFEFEFEFF,FEF8C,0E1
F3F3F7F7F7FFF,7F1F03,,,,000000
00000000F8,010101010101,FCFEFFFF
EFCFB3
270 DATA 0000000000000001F,3F7FFFFFF7
F3F1F0C,80808080808,,0F1F1F1F1
F1F0E,E0F8F8F8F8F8F,071F1F1F1F1F0F
280 DATA F0F8F8F8F8F8F7,1F3F3F3F3F3F
1F,F0F8F8F8F8F8F,0F1F1F1F1F1F0F
,F8FCFCFCFCFCF8,7FFFFFFF7F
290 DATA E0F0F0F0F0F0E,070F0F0F0F0F
07,FEFFFFFFF0E,0303030303030
301,FFFFFFFFFFFFFFFF,C0C0C0C0C0C
C0B, ""
300 DATA FFFFCF0E0C0B,FFFF7E1B1,FF
FF3F0F070301,FFFEFCFCF8F8F8,F
F7F7F3F3F1F1F1F,F0F0F0F0F0F0F0F
310 DATA 0F0F0F0F0F0F0F,E0E0E0E0C
0C080B,0707070703030101,0000000
000071FFF,0000031FFFFFFFFF,00FFFF
FFFFFFFF
320 DATA 0000C0F8FFFFFFF,000000000
070F8FF,01070F1F3F3F7FFF,80E0F0
F8FCFCFEFF,010103030307070F,8080C0
C0C0E0E0F
330 DATA 0F0F1F1F1F3F3F3F,F0F0F8F8F
8FCFCFC,3F7F7F7F7F7F7F7F,FCFE
FEFEFEFEFE
340 FOR C=9 TO 13
350 CALL COLOR(C,16,10)
360 NEXT C
370 CALL COLOR(14,10,1)
380 CALL COLOR(15,10,1)
390 CALL COLOR(16,10,1)
400 CALL CLEAR
410 CALL COLOR(2,2,1)
420 PRINT "YOU WILL SEE A DIAGRAM O
F"
430 PRINT : "THE TEETH WITH THE NAME
S"
440 PRINT : "OF THE TEETH."
450 A$=CHR$(128)&CHR$(129)
460 B$=CHR$(130)&CHR$(131)
470 PRINT :: "WHEN YOU KNOW THE NAME
S,"
480 PRINT : "PRESS <ENTER>."
490 D$=CHR$(132)&CHR$(133)&CHR$(134
)
500 PRINT :: "THE LABELS WILL CLEAR
AND"
510 PRINT : "YOU WILL BE GIVEN A QUI
Z." :: :
520 FOR C=1 TO 5
530 READ N$(C)
540 W$(C)=N$(C)
550 NEXT C
560 DATA CENTRAL INCISORS,LATERAL I
NCISORS,CUSPIDS,BICUSPIDS,MOLAR
S
570 GOSUB 1160
580 CALL CLEAR
590 PRINT TAB(8);"^_CENTRAL INCISOR
S"
600 PRINT TAB(5);CHR$(145)&CHR$(146
)&CHR$(147)&CHR$(148)&CHR$(149)
610 PRINT TAB(4);CHR$(150);"e`abe";C
HR$(151);"__LATERAL INCISORS"
620 PRINT " ";CHR$(150);"phcdcjs";C
HR$(151)
630 PRINT " ";CHR$(152);"qrieeektu";
CHR$(153);"CUSPIDS"
640 PRINT " ";CHR$(154);"xyeeeeez{";
CHR$(155);"BICUSPIDS"
650 PRINT " ";CHR$(156);"!{,}e";CHR$
(136)&CHR$(137)&CHR$(138);"e{,}"
;CHR$(127)&CHR$(157)
660 PRINT " e";A$;CHR$(139);"
{3 SPACES}";CHR$(140);B$;"e";"MO
LARS"
670 PRINT " e";A$;CHR$(141);"
{3 SPACES}";CHR$(142);B$;"e"
680 PRINT " ";D$;CHR$(143);"
{3 SPACES}";CHR$(144);D$
690 PRINT " eee{5 SPACES}eee" :: :
700 GOSUB 1160
710 CALL HCHAR(23,16,32,13)
720 CALL HCHAR(10,10,32,18)
730 CALL HCHAR(12,13,32,18)
740 CALL HCHAR(14,15,32,7)
750 CALL HCHAR(15,15,32,9)
760 CALL HCHAR(17,15,32,6)
770 PRINT TAB(8);"NAME THE TEETH" :: :
780 FOR C=1 TO 5
790 RANDOMIZE
800 I=INT(5*RND+1)
810 IF W$(I)="" THEN 800
820 PRINT TAB(9);C;W$(I)
830 A(I)=C
840 W$(I)=""
850 NEXT C
860 FOR C=1 TO 5
870 I=INT(5*RND+1)
880 IF A(I)=0 THEN 870
890 CALL KEY(0,K,S)
900 CALL COLOR(I+8,6,10)
910 CALL COLOR(I+8,16,10)
920 IF S<1 THEN 890
930 IF (K<49)+(K>53) THEN 890
940 CALL HCHAR(18+K-48,11,62)
950 IF K-48=A(I) THEN 1000
960 CALL SOUND(150,330,0)
970 CALL SOUND(150,262,0)
980 CALL VCHAR(19,11,32,5)
990 GOTO 890
1000 CALL SOUND(150,262,0)
1010 CALL SOUND(150,330,0)
1020 CALL SOUND(150,392,0)
1030 CALL SOUND(200,523,0)
1040 CALL VCHAR(19,11,32,5)
1050 A(I)=0
1060 NEXT C
1070 PRINT :: "TRY AGAIN? (Y/N)"
1080 CALL KEY(0,K,S)
1090 IF K=78 THEN 1200
1100 IF K<>89 THEN 1080
1110 FOR C=1 TO 5
1120 W$(C)=N$(C)
1130 NEXT C
1140 GOTO 580
1150 STOP
1160 PRINT TAB(14);"PRESS <ENTER>"
1170 CALL KEY(0,K,S)
1180 IF K<>13 THEN 1170
1190 RETURN
1200 CALL CLEAR
1210 END

```

**COMPUTE! Books**

# Atari Sound Experimenter

Matt Giwer

*If you've wanted more control over your Atari's sound, here's a solution. You can use this program to experiment, to add sound to other programs (via the SOUND or POKE instructions), and to govern all four voices and all aspects of special effects.*

Sound is one of the most important capabilities of the Atari computer. Not only does it permit four-part harmony if you are so inclined, but sound is an essential ingredient in games. It transports you into the world of the game, filling your ears with the sound of a laser cannon, letting you hear force shields as they collapse around you.

Unfortunately, the sound commands are among the most difficult to experiment with. The SOUND instruction can sometimes be clumsy and inconvenient; for one thing, the sounds stay on until you turn them off with another SOUND instruction. Also, you can't achieve the full range of sound with the BASIC instruction, since using it changes any settings in AUDCTL (the register which controls sound effects).

Sound control is a complicated matter, and simple programs cannot offer you complete control over the sounds. Joysticks couldn't govern four channels with nine registers.

This program takes a little practice to get used to, but it permits total control over all sound registers plus AUDCTL, turns the channels on individually, and shuts them all off at once when you need silence. When you are satisfied with the sounds, you can display the appropriate BASIC statements in either the POKE or the SOUND format.

## An Overview

Let's first briefly summarize the Atari sound system. (For complete details, see the *Atari Personal Computer System Hardware Manual*, pages III.12 through III.14.) There are four independent sound channels whose distortion, frequency, and volume can be independently controlled. These are addressed by the SOUND instruction with the numbers 0 through 3. The *Hardware Manual* refers

to them as 1 through 4. The sound data can be independently POKEd into registers 53760 through 53767. The odd numbers control volume and distortion, and the even numbers control the frequency. Register 53768 is AUDCTL, which controls all of the sound channels in one way or another. If you use the BASIC SOUND instruction, any changes you may have made to AUDCTL are reset – AUDCTL is set to zero. Thus you do not have full control of the sounds with the SOUND instruction.

This program attempts to give you easy control over all of these parameters. Compromises to reduce complexity have been made in favor of the notation and numbers used in the SOUND instruction. Thus you may use the *BASIC Reference Manual* for further information.

```
AUDCTL (REG)ISTER 4
          9 BIT POLY: (B7): 0
clock Ch.0 w/1.79 MHz: (B6): 0
clock Ch.2 w/1.79 MHz: (B5): 0
          clock Ch.1 w/Ch.0: (B4): 0
          clock Ch.3 w/Ch.2: (B3): 0
clock Ch.0 w/Ch.2 HiP: (B2): 0
clock Ch.1 w/Ch.3 HiP: (B1): 0
          15 kHz: (B0): 0
SOUND (REG)ISTER 0
(DIS)TORTION:          10
(FRE)QUENCY:          100
FORCE OUTPUT:         0
(VOL)UME:              8
X:
D: ?■
REG DIS FRE FRC VOL
OFF CH
PDIS SDIS          POKE 53768, 0
POKE 53761, 168    POKE 53760, 100
POKE 53763, 0      POKE 53762, 0
POKE 53765, 0      POKE 53764, 0
POKE 53767, 0      POKE 53766, 0
```

The figure shows the display that you will see upon RUNning and entering the commands. The first eight lines, numbered B7 through B0, are the bits in the AUDCTL Register. To change bit seven to 1, type B7 and RETURN. To change it back to zero, type B7 and RETURN again. These

# Computability™ presents



the Newest in Software Products for

ATARI 800 48K .....	CALL	ENTERTAINER KIT .....	75.00	48K RAM .....	CALL
ATARI 810 DISK DRIVE .....	CALL	COMMUNICATOR KIT .....	CALL	16/32 EXPANDER .....	74.95
ATARI 850 INTERFACE .....	169.00	HOME MANAGER'S KIT .....	CALL	<b>B-KEY 400 .....</b>	<b>84.95</b>
ATARI 1010 PROGRAM RECORDER .....	77.00	PROWRITER 8510 A .....	CALL	<b>SUNCOM JOYSENSOR</b>	
EDUCATOR KIT .....	117.00	<b>MOSAIC</b>		Touch Sensitive Joystick .....	<b>34.95</b>
BOOKKEEPER KIT .....	179.00	64K RAM .....	149.00	Amdek Monitors .....	Call
PROGRAMMER KIT .....	55.00	32K RAM .....	87.95		

We Carry The Complete  
**PERCOM Line.**  
Call For Items  
and Prices.

**SUPER SPECIALS**  
All Synapse Arcade Titles  
**\$22.95 Disk/Tape**

Prices Effective July 1 to  
July 31, 1983.

Call For Our  
Special  
Prowriter  
Package.

## FREE\* SOFTWARE AND ACCESSORIES

### ATARI

Conversational Languages - T .....	43.95
Programming 2 & 3 - T .....	21.95
Music Composer - C .....	32.95
My First Alphabet - D .....	25.95
Touch Typing - T .....	19.95
Home Filing Manager - D .....	37.95
Mailing List - T .....	19.95
Asteroids - C .....	26.95
Caverns Of Mars - D .....	28.95
Computer Chess - C .....	26.95
Missile Command - C .....	26.95
Super Breakout - C .....	26.95
Star Raiders - C .....	32.95
Assembly Editor - C .....	44.95
Basic - C .....	44.95
Macroassembler - D .....	65.95
Microsoft Basic - D .....	65.95
Pilot (Home Package) - C .....	58.95
Invitation To Programming - T .....	18.95
Speed Reading - T .....	55.95
Basketball - C .....	26.95
Graph-It - T .....	15.95
Juggles House - D/T .....	22.95
Pilot (Educator) - C .....	97.95
Video Easel - C .....	26.95
Defender - C .....	32.95
Galaxian - C .....	32.95
Qix - C .....	32.95
Dig Dug - C .....	32.95
ET - C .....	38.95
Timewise - D .....	23.95
Atarwriter - C .....	61.95

### COMPUTABILITY DIVIDEND COUPON PREMIUMS

3 M Blank Disk - Box of 10 .....	27.00 or 10 Coupons
Elephant Disks - Box of 10 .....	22.00 or 8 Coupons
Flip 'n File Disk Holder .....	20.95 or 6 Coupons
Flip 'n File Cartridge Holder .....	20.95 or 6 Coupons
Monitor Stand .....	27.95 or 10 Coupons
VU - Case Disk Holder W/Lock .....	24.00 or 10 Coupons
Heavy Plastic Dust Cover 800 or 810 .....	9.95 or 3 Coupons
First Book of Atari Software 1983 .....	17.95 or 6 Coupons
Kids & The Atari .....	17.95 or 6 Coupons
The Atari Assembler .....	12.95 or 5 Coupons
Atari Games & Recreation .....	14.95 or 6 Coupons
Atari Pilot for Beginners .....	14.95 or 6 Coupons
The Visicalc Book Atari .....	14.95 or 6 Coupons
Atari Basic .....	12.95 or 5 Coupons
Atari Sound & Graphics .....	9.95 or 3 Coupons
Starfighter .....	12.99 or 5 Coupons
Silk Stik .....	9.95 or 3 Coupons
Extension Cable - 6 ft. .....	6.95 or 3 Coupons
Leify Adaptor .....	9.95 or 3 Coupons
Stik Stand .....	6.99 or 3 Coupons
Suncom Tac II .....	19.95 or 8 Coupons
Suncom Game Switch .....	6.95 or 3 Coupons
TI Adaptor .....	12.95 or 5 Coupons
Kraft Switch Hitter Joystick .....	17.95 or 7 Coupons
Kraft Joystick .....	15.95 or 6 Coupons
Maxell 2 Pack Disks .....	8.95 or 3 Coupons
Inside Atari Basic .....	12.95 or 5 Coupons
Compute's First Book of Atari .....	12.95 or 5 Coupons
Compute's Second Book of Atari .....	12.95 or 5 Coupons
De Re Atari .....	17.95 or 6 Coupons
Wico Joystick .....	24.00 or 10 Coupons
\$24.00 Worth of Software .....	10 Coupons

### ON-LINE

Jawbreaker - D/T .....	23.95
Luna Leeper - D .....	23.95
Wizard and the Princess - D .....	25.95
Threshold - D .....	31.95
Ulysses - D .....	27.95
Mouskattack - D .....	27.95
Frogger D/T .....	27.95

### SIRIUS

Bandits - D .....	27.95
Way Out - D .....	31.95
Repton - D .....	31.95
Twerps - D .....	27.95
Wavy Navy - D .....	27.95
Blade of Blackpoole - D .....	31.95

### SENTIENT

Cyborg - D .....	27.95
Goldrush - D/T .....	27.95

### BRODERBUND

Apple Panic - D/T .....	23.95
Stellar Shuttle - D/T .....	23.95
David's Midnight Magic - D .....	27.95
Sky Blazer - D .....	25.50
Track Attack - D .....	23.95
Labyrinth - D/T .....	23.95
Serpentine - D .....	27.95
Dueling Digits - D .....	23.95
Choplifter - D .....	27.95
Genetic Drift - D/T .....	23.95
AE - D .....	27.95

### EDU-FUN

Call For Items and Prices

### MISCELLANEOUS

Night Mission - D/T .....	23.95
Jumpman - D .....	31.95
Airstrike - D .....	31.95
Castle Wolfenstein - D .....	23.95
Financial Wizard - D .....	49.95
Pinball Construction Kit - D .....	31.95
Pig Pen - D .....	23.95
Baja Buggies - D/T .....	25.50
Starbowl Football - D/T .....	25.50
Master Type - D .....	31.95
Ali Baba - D .....	26.50
Jeepers Creepers - D .....	23.95
Paint - D .....	33.95
Kid Grid - D/T .....	23.95

D - Disk T-Cassette  
C - Cartridge

ATARI is a trademark of ATARI, Inc.

### \*COUPON PROGRAM

The purchase of each program (with the exception of Super Specials, Atari and APX) will earn you 1 COMPUTABILITY DIVIDEND COUPON. Save 10 coupons and redeem them for your choice of any program we sell for \$24.00 or less. Less than 10 coupons may be redeemed for premium items as indicated. You pay only a \$2.50 shipping & handling charge.

### DATASOFT

Shooting Arcade - D/T .....	23.95
Pacific Coast Highway - D/T .....	23.95
Micropainter - D .....	27.95
Canyon Climber - D/T .....	23.95
Fathoms Forty - D .....	27.95
O'Reilly's Mine - D/T .....	27.95
Rosen's Brigade - D/T .....	27.95
Sands of Egypt - D .....	31.95
Zaxxon - D/T .....	31.95
Moon Shuttle - D/T .....	31.95

### I.D.S.I.

Pool 1.5 - D .....	27.95
Pool 400 - Cart .....	31.95
Speedway Blast - Cart .....	31.95
Juggler - D .....	23.95

### FIRST STAR

Cosmic Squeeze - D/T .....	23.95
Astro Chase - D/T .....	23.95

### BIG FIVE

Miner 2049'er - Cart .....	39.95
----------------------------	-------

### ADVENTURE INTERNATIONAL

Preppie - D/T .....	23.95
S.A.G.A. Adventures - D .....	31.95
Sea Dragon - D/T .....	27.95
Stratos - D/T .....	27.95
Bugoff - D/T .....	23.95
Preppie II - D/C .....	27.95
Stone of Sisyphus - D .....	27.95
Eliminator - D/T .....	20.95

### ANALOG

Race In Space - D/T .....	20.95
Sunday Driver - D/T .....	23.95
Crash Dive - D/T .....	23.95
Buried Bucks - D/T .....	23.95
Titan - D/T .....	23.95
Star Sentry - D/T .....	23.95

We Carry Hundreds of Items for ATARI 400/800, Ask for Our FREE CATALOG.

Mastercard/VISA  
Order Toll Free



**800-558-0003**  
No surcharge for credit cards



In Wisc. Call  
**414/351-2007**

COMPUTABILITY  
P.O. Box 17882  
Milwaukee, WI 53217

**ORDERING INFORMATION:** To order by mail, send money order, certified check, or personal check (allow 14 days to clear) to COMPUTABILITY. Include \$2.00 shipping on all software orders. Include 3% shipping on all hardware orders, minimum \$2.50. Mastercard and Visa please include card number and expiration date. WI residents please add 5% sales tax. Canadian, APO & FPO software orders include 5% shipping minimum \$5.00. All other foreign software, please add 15% shipping, minimum \$7.00 (US Funds only). Prices subject to change without notice.

### ORDER HOURS

Mon-Fri 12-9 PM (CST)  
Sat 12-5 PM (CST)

are technical changes that give no indication of what the new sound will be like. Experimentation is best. Suffice it to say that using B1 through B4 turns on both of the sound channels associated with bit seven.

To discuss the next five lines of the figure, we have to jump down to the lines labeled D: and X:. There are two types of entries to make to this program, those which are purely commands and those which require numbers. If you need to enter a number, enter the number first and push RETURN. If it is a pure command, simply enter the command and RETURN. If you wish to work with sound channel zero, type the following sequence: 0, RETURN, REG, RETURN. A 0 will appear after SOUND (REG)ISTER on the display. For a pure tone, type 10, RETURN, DIS, RETURN, and a 10 will appear after (DIS)TORTION:. Similarly, 100, RETURN, FRE, RETURN, and 8, RETURN, VOL, RETURN, will complete this part of the display.

To hear this sound, type 0, RETURN, CH, RETURN, and to turn it off, type OFF, RETURN. To see the POKE values for this sound, type PDIS, RETURN, and the list of nine POKEs will appear on the screen. Copy these POKEs into your program, and you will duplicate the sound that you hear. The top right POKE is AUDCTL. The next four rows are channels 0 through 3 – the left column is the distortion and volume, and the right is the frequency for each channel.

If AUDCTL is 0 – which is the same as bits B0 through B7 being all 0 – then the SOUND instruction may be used. To see the SOUND instructions, type SDIS, RETURN, and the POKEs will be replaced with SOUNDS.

The "force" output is in the odd-numbered POKE registers and produces a click from the TV. It is turned off and on by use of FRC, RETURN. If you have set any of the AUDCTL bits, you must use the POKEs to duplicate the sounds. The sound channels must be turned on individually by the CH command. OFF turns off all channels. If you make a change and want to hear it, type the channel number and CH again. This may seem cumbersome, but otherwise the sounds would always be on.

### Atari Sound Experimenter

```

80 DIM S(5,8),IN$(50)
90 FOR I=0 TO 8:FOR J=0 TO 5:S(J,I)=0:NEXT J:NEXT I
100 REG=5000:DIS=5100:FRE=5200:FRC=5300:OFF=5400
102 CLD=5900:CLX=6000:VOL=6100:POKAU
D=6200:CH=6300:START=6400:REGDIS=6500:BUZZ=6600
104 PDIS=6700:SDIS=6800:EDIS=6900
1000 REM DISPLAY

```

```

1002 GRAPHICS 0:POKE 752,1
1008 POSITION 2,0:? "AUDCTL (REG)ISTER 4"
1010 POSITION 2,1:? "{11 SPACES}9 BIT POLY:(B7):"
1020 POSITION 2,2:? "clock Ch.0 w/1.79 MHz:(B6):"
1030 POSITION 2,3:? "clock Ch.2 w/1.79 MHz:(B5):"
1040 POSITION 2,4:? "{4 SPACES}clock Ch.1 w/Ch.0:(B4):"
1050 POSITION 2,5:? "{4 SPACES}clock Ch.3 w/Ch.2:(B3):"
1060 POSITION 2,6:? "clock Ch.0 w/Ch.2 HiP:(B2):"
1070 POSITION 2,7:? "clock Ch.1 w/Ch.3 HiP:(B1):"
1080 POSITION 2,8:? "{15 SPACES}15 kHz:(B0):"
1090 POSITION 2,9:? "{5 SPACES}SOUND (REG)ISTER"
1100 POSITION 2,10:? "{6 SPACES}(DISTORTION):"
1110 POSITION 2,11:? "{7 SPACES}(FREQUENCY):"
1120 POSITION 2,12:? "{6 SPACES}FORCE OUTPUT:"
1126 POSITION 2,13:? "{10 SPACES}(VOLUME):"
1128 POSITION 2,14:? "X:"
1130 POSITION 2,15:? "D:"
1140 POSITION 2,16:? "REG DIS FRE FRC VOL"
1150 POSITION 2,17:? "OFF CH"
1160 POSITION 2,18:? "PDIS SDIS"
1500 GOSUB START
2000 REM JUMP TABLE
2008 FOR ZZZ=1 TO 2 STEP 0
2010 POSITION 5,15:POKE 752,0:INPUT IN$:POKE 752,1
2020 TRAP 2040:A=VAL(IN$):TRAP 40000
2030 POSITION 5,14:? A:GOSUB CLD
2040 IF IN$="REG" THEN GOSUB REG
2042 IF IN$="DIS" THEN GOSUB DIS
2044 IF IN$="FRE" THEN GOSUB FRE
2046 IF IN$="FRC" THEN GOSUB FRC
2048 IF IN$="OFF" THEN GOSUB OFF
2049 IF IN$="CH" THEN GOSUB CH
2058 IF IN$="VOL" THEN GOSUB VOL
2060 IF IN$="B7" THEN S(4,7)=NOT(S(4,7)):POSITION 30,1:? S(4,7):GOSUB CLD
2061 IF IN$="B6" THEN S(4,6)=NOT(S(4,6)):POSITION 30,2:? S(4,6):GOSUB CLD
2062 IF IN$="B5" THEN S(4,5)=NOT(S(4,5)):POSITION 30,3:? S(4,5):GOSUB CLD
2063 IF IN$="B4" THEN S(4,4)=NOT(S(4,4)):POSITION 30,4:? S(4,4):GOSUB CLD
2064 IF IN$="B3" THEN S(4,3)=NOT(S(4,3)):POSITION 30,5:? S(4,3):GOSUB CLD
2065 IF IN$="B2" THEN S(4,2)=NOT(S(4,2)):POSITION 30,6:? S(4,2):GOSUB CLD
2066 IF IN$="B1" THEN S(4,1)=NOT(S(4,1)):POSITION 30,7:? S(4,1):GOSUB CLD
2067 IF IN$="B0" THEN S(4,0)=NOT(S(4,0)):POSITION 30,8:? S(4,0):GOSUB CLD
2070 IF IN$="PDIS" THEN GOSUB PDIS
2072 IF IN$="SDIS" THEN GOSUB SDIS

```

```

2980 IF FAIL=1 THEN GOSUB BUZZ
2989 FAIL=0
2990 NEXT ZZZ
5000 REM REG REGISTER SET
5010 IF A<0 OR A>3 THEN FAIL=1
5020 IF A>0 OR A<4 THEN POSITION 24,
9:? A
5030 C=A:REM S(C,B)
5040 GOSUB REGDIS
5088 GOSUB CLD:GOSUB CLX
5090 RETURN
5100 REM DIS DISTORTION LEVEL
5110 IF A<0 OR A>14 THEN FAIL=1:GOTO
5180
5112 IF INT(A/2)-A/2<>0 THEN FAIL=1:
GOTO 5180
5120 IF A=0 THEN D1=0
5121 IF A=2 THEN D1=32
5122 IF A=4 THEN D1=64
5123 IF A=6 THEN D1=96
5124 IF A=8 THEN D1=128
5125 IF A=10 THEN D1=160
5126 IF A=12 THEN D1=192
5127 IF A=14 THEN D1=224
5130 POSITION 21,10:? A
5140 S(C,1)=D1:S(C,5)=A
5170 S(C,8)=A
5180 GOSUB CLD:GOSUB CLX
5190 RETURN
5200 REM FRE FREQUENCY STORE
5210 IF A<0 OR A>255 THEN FAIL=1
5218 POSITION 21,11:? "{8 SPACES}"
5220 POSITION 21,11:? A
5230 S(C,2)=A
5280 GOSUB CLD:GOSUB CLX
5290 RETURN
5300 REM FRC SET FORCE BIT
5310 IF A=0 THEN S(0,3)= NOT S(0,3)
5320 IF A=1 THEN S(1,3)= NOT S(1,3)
5330 IF A=2 THEN S(2,3)= NOT S(2,3)
5340 IF A=3 THEN S(3,3)= NOT S(3,3)
5350 POSITION 21,12:? S(C,3)
5380 GOSUB CLD
5390 RETURN
5400 REM OFF TURN OFF SOUND
5410 POKE 53761,0:POKE 53763,0:POKE
53765,0:POKE 53767,0
5480 GOSUB CLD
5490 RETURN
5900 REM CLD CLEAR D POS.
5910 POSITION 5,15:? "{20 SPACES}"
5990 RETURN
6000 REM CLX CLEAR X POS.
6010 POSITION 5,14:? "{21 SPACES}":A=
0
6090 RETURN
6100 REM VOL VOLUME SET
6110 IF A<0 OR A>15 THEN FAIL=1:GOTO
6180
6120 POSITION 21,13:? "{12 SPACES}"
6122 POSITION 21,13:? A
6130 S(C,4)=A
6180 GOSUB CLD:GOSUB CLX
6190 RETURN
6200 REM POKAUD POKE AUDCTL VALUE
6208 SUM=0
6210 IF S(4,0)=1 THEN SUM=SUM+1
6211 IF S(4,1)=1 THEN SUM=SUM+2
6212 IF S(4,2)=1 THEN SUM=SUM+4
6213 IF S(4,3)=1 THEN SUM=SUM+8
6214 IF S(4,4)=1 THEN SUM=SUM+16
6215 IF S(4,5)=1 THEN SUM=SUM+32
6216 IF S(4,6)=1 THEN SUM=SUM+64
6217 IF S(4,7)=1 THEN SUM=SUM+128
6220 POKE 53768,SUM
6290 RETURN

```

```

6300 REM CH TURN ON SOUND CHANNELS
6310 GOSUB POKAUD
6320 IF A=0 THEN POKE 53761,S(0,1)+S
(0,4):POKE 53760,S(0,2)
6322 IF A=1 THEN POKE 53763,S(1,1)+S
(1,4):POKE 53762,S(1,2)
6324 IF A=2 THEN POKE 53765,S(2,1)+S
(2,4):POKE 53764,S(2,2)
6326 IF A=3 THEN POKE 53767,S(3,1)+S
(3,4):POKE 53766,S(3,2)
6380 GOSUB CLX:GOSUB CLD:GOSUB REGDI
S
6390 RETURN
6400 REM START SET UP
6410 FOR I=1 TO 8:POSITION 30,I:? "0
":NEXT I
6490 RETURN
6500 REM REGDIS DISPLAY OF REGISTER
6505 POSITION 21,12:? "{3 SPACES}"
6506 POSITION 21,12:? S(C,3)
6510 POSITION 21,11:? "{6 SPACES}"
6511 POSITION 21,11:? S(C,2)
6520 POSITION 21,10:? "{6 SPACES}"
6521 POSITION 21,10
6522 IF S(C,1)=224 THEN ? "14"
6523 IF S(C,1)=192 THEN ? "12"
6524 IF S(C,1)=160 THEN ? "10"
6525 IF S(C,1)=128 THEN ? "8"
6526 IF S(C,1)=96 THEN ? "6"
6527 IF S(C,1)=64 THEN ? "4"
6528 IF S(C,1)=32 THEN ? "2"
6529 IF S(C,1)=0 THEN ? "0"
6530 POSITION 21,13:? "{6 SPACES}"
6531 POSITION 21,13:? S(C,4)
6590 RETURN
6600 REM BUZZ
6610 ? "{BELL}"
6690 RETURN
6700 REM PDIS DISPLAY OF POKE DATA
6705 GOSUB EDIS
6710 POSITION 20,18:? "POKE 53768, "
;SUM
6720 POSITION 2,19:? "POKE 53761, ";
S(0,1)+S(0,4):POSITION 20,19:?
"POKE 53760, ";S(0,2)
6730 POSITION 2,20:? "POKE 53763, ";
S(1,1)+S(1,4):POSITION 20,20:?
"POKE 53762, ";S(1,2)
6740 POSITION 2,21:? "POKE 53765, ";
S(2,1)+S(2,4):POSITION 20,21:?
"POKE 53764, ";S(2,2)
6750 POSITION 2,22:? "POKE 53767, ";
S(3,1)+S(3,4):POSITION 20,22:?
"POKE 53766, ";S(3,2)
6780 GOSUB CLD
6790 RETURN
6800 REM SDIS DISPLAY OF SOUND DATA
6810 POSITION 2,19:? "SOUND 0, ";S(0
,2);", ";S(0,8);", ";S(0,4)
6820 POSITION 2,20:? "SOUND 1, ";S(1
,2);", ";S(1,8);", ";S(1,4)
6830 POSITION 2,21:? "SOUND 2, ";S(2
,2);", ";S(2,8);", ";S(2,4)
6840 POSITION 2,22:? "SOUND 3, ";S(3
,2);", ";S(3,8);", ";S(3,4)
6880 GOSUB CLD
6890 RETURN
6900 REM EDIS ERASE PDIS &SDIS
6910 POSITION 20,18:? "{18 SPACES}"
6920 POSITION 2,19:? "{35 SPACES}"
6930 POSITION 2,20:? "{35 SPACES}"
6940 POSITION 2,21:? "{35 SPACES}"
6950 POSITION 2,22:? "{35 SPACES}"
6990 RETURN
31990 END
32000 SAVE "D2:SOUND.DEV"

```

# Commodore REM Revealed

John L. Darling

*Did you know that you can prevent someone from easily listing your program? This is one of several hidden secrets of the REM statement. Did you ever try putting shifted or reverse video characters behind a REM? The results you get when you LIST may come as a surprise. Try these experiments to learn about the tricks you can play with REMs. For VIC, 64, and all PET/CBM models.*

There are quite a few hidden surprises in the REM statement. Many are just plain fun, but a few can be put to good use. Let's go exploring.

The REM statement was designed to provide a way to add remarks or comments in a program. During execution of the program, all the characters on a line following the REM are ignored. Thus, the only time the remarks are seen is when the program is LISTed.

Also note that, for program operation, it doesn't make any difference whether the characters following the REM are enclosed in quote marks or not, but it sure can change the results you get when you LIST the program. First, let's look at the REM when quotes are not used. The results you get when the program is LISTed will be determined by the following rules:

1. Non-shifted characters appear as typed in.
2. Shifted characters are converted to BASIC commands if the ASCII code for the character is equivalent to a BASIC command token.
3. Reverse fields are stripped from any character.

Before we examine these rules, you may want to put your computer into lowercase mode by typing POKE 59468,14 on the PET/CBM or by hitting shift-Commodore key on the VIC and 64. It is easier to discuss upper- and lowercase letters than it is to describe graphic symbols. Reverse video characters are produced by pressing the RVS key and then the character. The OFF key gets you out of reverse video. (On the VIC and

64, the RVS ON and RVS OFF keys are CTRL-9 and CTRL-0.)

To illustrate these rules, type in the following four lines and then LIST.

```
10 rem a b c d e f
20 rem A B C D E F
30 rem {RVS}a b c d e f{OFF}
40 rem {RVS}A B C D E F{OFF}
```

list

```
10 rem a b c d e f
20 rem atn peek len str$ val asc
30 rem a b c d e f
40 rem atn peek len str$ val asc
```

Line 10 demonstrates Rule 1. All the characters are LISTed just as they were entered. This is the normal effect that we're all used to.

Line 20 doesn't look much like the original, does it? It illustrates Rule 2: the shifted letters are interpreted as BASIC command tokens.

Lines 30 and 40 show Rule 3 in action. They look just like lines 10 and 20 because the reverse field was stripped when the lines were entered.

## List Blocking

Now we get to the question of how to prevent someone from easily LISTing your program. Let's examine Rule 2 a little more closely. Certain characters become "tokens" which cause unusual effects. One will cause the LIST operation to terminate with a "syntax error" message when it is encountered. These tokens are equivalent to a shifted-L on the VIC, 64, Original and Upgrade PETs. In BASIC 4.0 this character is the shifted-[.

This can be verified by the following line.

<u>VIC, 64, PET Original/Upgrade</u>	<u>BASIC 4.0</u>
10 rem L	10 rem [


When you attempt to list the line, the result will be:

```
10 rem
?syntax error
ready.
```

# D.E.S.-SOFT™

a division of  
DES-Data Equipment Supply Corp.


## LASER COMMAND by Bob Burnett



You are the commander of a squadron of laser ships. It is your duty to defend the cities of Earth against the alien onslaught. Spectacular graphics and machine code for super fast arcade fun. VIC-20 and cassette, joystick. \$20.00

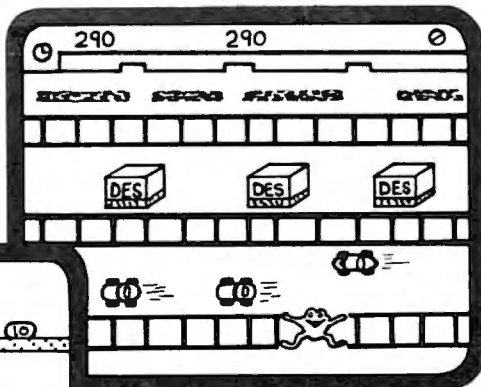


## BONZO (c) by Kavan



One of the most popular games in Europe. You control BONZO as he climbs the ladders and picks up point blocks. Watch out for the alien guards. Excellent graphics & sound. 100% machine code. VIC-20 w/8K expander, cassette. Joystick or keyboard. \$20.00

## HOPPER by Thomas Kim



Rated a Five Star game by Creative Computing. Avoid the cars, buildings, logs and other obstacles to bring the frog home. Machine language. VIC-20, cassette and joystick. \$20.00

## SHIFTY (c) by Kavan



Watch the maze change as you pass thru the revolving doors. This is a really cute one. Machine language. VIC-20 w/8K expander, cassette. Joystick and keyboard. \$20.00

## SPACE TRADER by Doug Caruthers



Search for the lost planet of Alantia. 1 to 4 players. Text adventure. VIC-20 w/16K expander and cassette. \$39.95


Many exciting titles to choose from.

New Software for the CBM B500/700 series available now !!

More to Come !!!

PAL 20™

\$10.00



- 95 pages of aids, worksheets & logs
- Something for every VIC-20 programmer
- Coming soon for the Commodore 64

## NEW for the VIC-20 & 64

electronic ab VIC-20 products

### VIC FORTH

\$59.95

This is a highly capable language that operates from cartridge. It is based on Fig-Forth. Disk and cassette compatible. Vic Forth will work with any memory expansion. 3K of RAM is included in this cartridge.

### VIC GRAPH

\$49.95

The intention of this program is to serve as a mathematical and pedagogic aid for studying complicated equations and functions by their graphs. Plots graphics in high resolution within an x-axis range defined by you. You can also "blow up" parts of a graph in detail by a specified range.

### VIC STAT

\$49.95

Vic Stat is a cartridge which will simplify your work with statistics and graphic displays. It will add approximately 15 commands to BASIC. For example, bar chart, horizontal or vertical, plotting with 2024 points, printout of screen. Statistical commands for calculations of, for example, mean value, standard deviation, variance, etc.

### VIC REL

\$59.95

The purpose of this cartridge is to simplify control of, for example, burglar alarms, garage doors, door locks, heating elements, lamps, radios, remote controllers, valves, pumps, telephones, accumulators, irrigation systems, electrical tools, stop watches, ventilators, humidifiers, etc., etc. This cartridge contains 6 relay outputs and 2 inputs of type optocoupler. For the VIC-20 and Commodore 64.

SEE YOUR LOCAL DEALER TO SEE OUR FINE PRODUCTS

Dealer Inquiries Invited

Software Distribution Available

Programs Wanted

(714)  
778-5455

D  
E  
S

Data Equipment Supply Corp.  
8315 Firestone Blvd., Downey, CA 90241

(213)  
923-9361

VIC-20™, COMMODORE™, COMMODORE 64™, and CBM™ are trademarks of Commodore Business Machines, Inc.

For newer CBM models with the "business style" (nongraphics) keyboard, the shifted-[ is not directly available from the keyboard. The "[" and "shift-[ appear to the computer as the same character. You can get around this by typing the following line in direct mode (without a line number):

```
print "10 rem "chr$(219)
```

When you hit RETURN, the program line should appear. (The chr\$(219) will produce a graphics character.) Position the cursor on this line and hit RETURN.

Up to now, it's just been fun, but there is a reason you might want to use this line. If this special REM line is the first line in a program, it prevents a normal LISTing. Let's assume that the first line in a large program is line 100. Inserting this special REM line ahead of the program causes the LIST operation to terminate as soon as it encounters the special shifted character. However, LIST 100- will allow the program to be displayed normally.

Consider the following situation. A quiz program has the answers in DATA statements at the end of the program listing. Inserting the special REM line just ahead of these DATA statements will prevent the answers from being displayed during a LIST. Don't forget that REM statements are ignored during program execution, so they won't affect the actual program operation.

## Quote Mode

Now, let's examine the quote mode. A new set of rules applies when the REM characters are enclosed in quotes:

1. Shifted and non-shifted characters LIST as they were typed in.
2. Reverse video characters are preserved when inside quotes (they are not stripped, as is the case in the non-quote mode).
3. Some reverse video characters and combinations of characters behave as print control commands when LISTed.

Rules 1 and 2 produce results that you would normally expect during the LIST operation. They LIST exactly as typed in. No examples are provided for these rules, but try a few experiments to verify this for yourself.

Here are some interesting examples of Rule 3 in action. (The comments in brackets are the resultant action produced during LIST.)

Note: A dot matrix printer was used to list the examples with reverse video characters.

```
rem "␣      [delete]
rem "␣      [insert]
rem "␣      [return]
rem "␣      [shifted return] = *
rem "MS     * + [home]
rem "MS     * + [clear screen]
```

```
rem "␣      * + [cursor down]
rem "␣      * + [cursor up]
rem "␣      * + [cursor right]
rem "␣      * + [cursor left]
```

When these characters are inside a REM statement, strange things are going to happen.

To enter the following tests, first type the line number, the REM, the quote symbol, and then RETURN. Next, edit the line by positioning the cursor past the quote mark, press the "RVS" key and then the letters. This allows you to put the reverse video characters on the screen line.

```
10 rem"help !tttt
```

```
list
```

```
10 rem"he
ready.
```

The four reverse "t" characters achieve the same thing that would occur if the DEL key was pressed during an edit operation, deleting the last four characters. Adding more reverse "t" characters (15 total) on the test line will cause the entire line to disappear *after* it is LISTed on the screen.

Notice that many of the cursor controls shown require the "M" (shifted RETURN) character to be the first character. This is important, for without the "shifted return" most of the cursor controls or special control codes will not be executed. As soon as this character is encountered, a shifted RETURN will be generated. All characters following the shifted-M will be printed as if they were in a PRINT statement, rather than in a REM. Consequently, if any of these characters are cursor controls, they will produce a cursor control action as if they were inside the quotes following a PRINT statement.

If the reverse t's in the previous example were replaced with reverse "MS" characters, then the LIST operation would list that line up to the ! and then the cursor will go to the top of screen since "MS" is interpreted as a HOME command. If this was listed to a Commodore printer and the paging mode was on, the printer would eject a page after LISTing that line.

## A Program Within A Program

Let's try one final example to illustrate how the reverse field shifted-M works in combination with other characters. To avoid errors, here is a complete key sequence that will produce the following line:

```
1, 0, SPACE, R, E, M, " , " , DEL, RVS, SHIFT-M,
SHIFT-S, Q, Q, Q, Q, OFF, I, SPACE, T, H, I, N, K,
SPACE , I, SPACE, A, M, SPACE, S, RVS, Q, OFF, I,
RVS, Q, OFF, C, RVS, Q, OFF, K, RVS, S, OFF, " ,
SHIFT-L
```

(For 4.0 BASIC, replace the final SHIFT-L with SHIFT-[. For "business style" keyboards, use the same technique as in the preceding example. Use chr\$(34) in place of the quotes.)



10 rem" ~~MS~~ think i am sick" L

Can you guess the results? If you type the line correctly, the following will happen after you LIST:

1. 10 rem" will be printed.
2. A "clear screen" will be printed, blanking the screen and also the previous 10 rem" .
3. Four "cursor downs" will be printed.
4. The message "I think I am sick" will be printed with the I, C, K characters on different lines.
5. A "cursor-home" will occur.
6. "'@' will be printed on the top line followed by a "?syntax error" message on the next line. (Note that the special shifted character is no longer enclosed in quotes.)
7. Finally, the "ready" message will appear with the cursor above the "I think I am s" line.

The above line could be inserted in most programs, and it will not affect the program execution performance in the least. You just can't get a normal LISTing of the program.

There are a lot more combinations to try, so have fun. It's like having a program inside another program. The second program requires a LIST command for execution instead of a RUN command.



**★DOODLE★™ for the COMMODORE-64\***

Draw pictures with your COMMODORE-64\* and WICO® Trackball

★DOODLE★™ lets you:

- DRAW pictures on the screen
- PAINT with 8 sizes of brush
- draw straight LINES and BOXES
- ERASE with 8 sizes of erasers
- DUPLICATE, ENLARGE, and REDUCE parts of the "doodle"

★DOODLE★™ has:

- on-line MENUS for easy learning and reference
- many MODES and graphics COMMANDS

★DOODLE★™ can:

- SAVE and LOAD from disk or tape
- PRINT on many popular printers
- PHOTO NEGATIVE and MIRROR IMAGE your "doodles"
- GRID the screen to aid drawing

★DOODLE★™ is:

- 100% MACHINE LANGUAGE for instant command response
- ... and MUCH MORE! ... \$29.95!

specify printer make and model, interface method, and disk or tape to:

OMNI Unlimited  
 105 S. Los Robles Pasadena, CA 91101  
 (213) 795-6664

**Commodore 64 Software**

**"SPRITEWRITER"**

Multicolor and Single Color  
 Sprite Edit/Design  
 The sprite generation package with the most features available.  
 Append sprite data statements to any program.  
 Test your sprites - up to 8 sprites displayed at the X,Y location you choose. Manipulate color of sprites and background. X,Y scaling and X,Y coordinates.  
 Our price is \$24.95 on cassette or \$29.95 on diskette + \$1.00 for shipping and handling.

**Pixell Now sells Hardware!**

CBM 64 and peripherals  
 Amdek Monitors and Plotters - lowest prices available  
 Corvus Disk Drives  
 The complete NEC product line  
 NEC 6000 and 8000 Personal Computer  
 NEC 8800  
 The APC - the best personal small business machine built  
 Call for the most competitive prices.

Mastercard/Visa  
Dealer inquiries welcome

**oo pixell software**

6595 W. Mississippi Pl. Lakewood, CO 80226  
(303) 922-9197

**RAPIDWRITER**

Still the only word-processor program for the VIC-20 and CBM-64 that gives you full, flexible use of all the features and power of each and every printer on the market.

Menu-driven ... no codes to memorize

Power to please the professional, yet easy enough for a child to master quickly.

Written by a user for users.

**\$39.95 on tape**  
**\$49.95 on disk**

Important:  
Specify the computer, printer, and interface you use.

We deal direct!

Send check or money-order to

**RAPIDWRITER**

91 Long Hill Rd.  
 Leverett, MA 01054  
 413-549-3744

Rapidwriter (c) H.D. Mfg. Inc. 1982  
 All rights reserved



**COMPU SENSE**

**CARDBOARD 3**

An Economy Expansion Interface (Motherboard)  
 For the VIC-20® Personal Computer

The "CARDBOARD/3" is an expansion interface designed to allow the user to access more than one of the plug-in-type memory or utility cartridges now available. It will accept up to 3 RAM or ROM cartridges at once. For example:

- 16k RAM + 16k RAM + 3k RAM
- 16k RAM + 8k RAM + Super Expander
- 16k RAM + 8k RAM + Vic-Mon
- 16k RAM + 3k RAM + Programmer's Aid
- High quality T.R.W. gold plated connectors
- This board is fused
- 90 day free replacement warranty covering everything except the fuse

**\$39.95**

**CARDBOARD 6**

An Expansion Interface for VIC-20®

- Allows memory expansion up to 40K
- Accepts up to six games
- Includes a system reset button
- All slots are switch selectable
- Daisy chain several units for even more versatility

**\$87.95**

TO ORDER:  
 P. O. BOX 18765  
 WICHITA, KS 67218  
 (316) 263-1095



Personal checks accepted  
 (Allow 3 weeks) or  
 C.O.D. (Add \$2)  
 Handling charge \$2.00  
 VIC-20® is a registered trademark of Commodore

## Alspa Computer, Inc.

The price-performance leader. Includes Z80A, 1 or 2 full 8" drives (double density, double sided), 3 serial and 1 parallel port, and winchester port. Prices start at less than \$2000. Networking Available. DEALER / OEM inquiries invited.

### SPECIALS on INTEGRATED CIRCUITS


6502	7.45	10/ 6.95	50/ 6.55	100/ 6.15
6520 PIA	5.15	10/ 4.90	50/ 4.45	100/ 4.15
6522 VIA	6.45	10/ 6.10	50/ 5.75	100/ 5.45
6532	7.90	10/ 7.40	50/ 7.00	100/ 6.60
2114-L300		1.95	25/ 1.85	100/ 1.75
2716 EPROM		5.90	5/ 5.75	10/ 5.35
2532 EPROM		6.90	5/ 6.45	10/ 5.90
6116 2Kx8 CMOS RAM		5.90	5/ 5.45	10/ 5.10
4116 RAM			8 for 14	
Zero Insertion Force 24 pin Socket (Scanbe)				2.00

## Hewlett Packard



Write or call for prices.

### Anchor Automation Signalman Modems



#### FREE SOURCE MEMBERSHIP WITH SIGNALMAN

All Signalman Modems are Direct Connect, and include cables to connect to your computer and to the telephone. Signalman Modems provide the best price-performance values, and start at less than \$100. Dealer and OEM inquiries invited

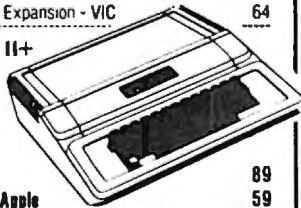
Mark I RS232	(99)	79
Mark II for Atari 850	(99)	79
Mark IV for CBM/PET with software	(169)	99
Mark V for Osborne (software available)	(129)	93
Mark VI for IBM Personal Computer	(250)	180
Mark VII Auto Dial/Auto Answer	(179)	119
Mark VIII Bell 212 Auto Dial/Answer	(399)	319

DC HAYES Smartmodem	219
DC Hayes Smartmodem 1200	545



Apple Emulator for Commodore 64	89
Screenmaker 80 COLUMN CARD for C64	149
FROGGER for C64 or VIC	25
Solid Oak 2 Level Stand for C64 or VIC	29
C64/VIC Switch (networking)	125
BACKUP V1.0 tape copier for C64 or VIC	20
CARDBOARD/6 Motherboard - VIC	79
CARDAPTER/1 Atari VCS Adapter - VIC	69
CARDPRINT Printer Interface - C64/VIC	64
CARDBOARD/3s Motherboard - VIC	32
CARDETTE/1 Cassette Interface - C64/VIC	32
CARDRITER Lightpen - C64/VIC	32
CARDRAM/16 RAM Expansion - VIC	64

We carry Apple II+ from Bell & Howell



Apple Emulator for Commodore 64	89
16K RAM Card for Apple	59
Solid Oak 2 Level Stand for Apple	29
Super Serial Card	149
MPC RAM/80 column card for IIE	139
Z80 Softcard and CP/M (Microsoft)	235
Parallel Printer Interface/Cable	79
Apple Dumping (Microtek) Printer Interface	115
Apple Dumping with 16K Buffer	160
Grappier + Interface	140
TG Products for Apple in stock	
DC Hayes Micromodem II	299
Videx 80 Column Card	239
Hayden Software for Apple 20% OFF	
PIE Writer Word Processor	120

## Commodore

See us for Personal, Business, and Educational requirements. Educational Discounts available.

### PETSCAN \$245 base price

Allows you to connect up to 30 CBM/PET Computers to shared disk drives and printers. Completely transparent to the user. Perfect for schools or multiple word processing configurations. Base configuration supports 2 computers. Additional computer hookups \$100 each.

### CBC / PET / C64 COMMUNICATIONS!

### COMPACK \$115

Intelligent Terminal Package  
ACIA Hardware / STCP Software

### VE-2 IEEE to Parallel Interface 110

Includes case, power supply, full 8-bit transmission, and switch selectable character conversion to ASCII.

### VIDEO ENHANCER for Commodore 64 89

Realize video quality equal or better than composite monitor using standard color TV.

### SCREENMAKER 80 Column Adapter for C64 149

Provides big screen capability for business applications.

VIC 20 Products		VIC Sargon II Chess	32
BACKUP V1.0	20	VIC 60RF	32
VIC RAM Cards in stock		Meteor Run (UMI)	39
VIC SuperExpander	52	VIC Radar Rattrace	24
VIC 16K RAM	95	Amok (UMI)	20
Thorn EMI Software		Snakman	15
HES Software		Rubik's Cube	13
VIC Omega Race	32	Programmers Reference	15
Spiders of Mars (UMI)	39	FROGGER	25
Programmers Aid	45	VIC Adventure Series	

#### VICTORY Software for VIC and C64

Street Sweepers	12	Maze in 3-D	12
Night Rider	11	Cosmic Debris	12
Treasures of Bat Cave	12	Grave Robbers Advent	11
Games Pack I	12	Games Pack II	12
Victory Casino	8	Adventure Pack I	12
Adventure Pack II	12	Trek	11

#### Commodore 64 Programmers Reference Guide 16

#### Microware for C64 or PET 19

#### Computer's First Book of PET/CBM 11

#### C64 or VIC SWITCH 125

#### POWER ROM Utilities for PET/CBM 78

#### WordPro 3+/64 69

#### WordPro 4+ - 8032, disk, printer 295

#### SPELLMASTER spelling checker for WordPro 170

#### VISICALC for PET, ATARI, or Apple 189

#### PETRIX PET to Epson Graphics Software 40

#### SM-KIT enhanced PET/CBM ROM Utilities 40

#### Programmers Toolkit - PET ROM Utilities 35

#### CALC RESULT for C64 135

#### PET Spacemaker II ROM Switch 36

#### COPYWRITER Word Processor for C64 69

#### 2 Meter PET to IEEE or IEEE to IEEE Cable 40

#### Dust Cover for PET, CBM, 4040, or 8050 8

#### CmC Interfaces (ADA1800, ADA1450, SADI) in stock 550

#### ZRAM - CBM 64K RAM, Z80, CP/M 20

#### Programming the PET/CBM (Computer) - R. West 11

#### Computer's First Book of VIC 8

#### Whole PET Catalog (Midnight Gazette) 11

#### PET Fun and Games (Cursor) 11

#### Color Chart Video Board for PET 125

#### REVERSAL (Spracklen) Apple or Atari 25

#### SARGON II - Apple or TRS-80 26

#### Apple II User's Guide (Osborne) 12

#### Introduction to Pascal (Sybex) 13

#### Pascal Handbook (Sybex) 16

#### Musical Applications of Micros (Chamberlin) 20

#### Starting FORTH 14

#### Discover FORTH 12

#### User Guide to the Unix System 13

#### 6502 Assembly Language Subroutines 11

#### COMAL Handbook 9

#### KAMIKAZE (Hayden Software-Apple) 28

## DISK SPECIALS



Scotch (3M) 5" ss/dd	10/ 2.25	50/ 2.10	100/ 2.05
Scotch (3M) 5" ds/dd	10/ 3.15	50/ 2.90	100/ 2.85
Scotch (3M) 8" ss/sd	10/ 2.40	50/ 2.20	100/ 2.15
Scotch (3M) 8" ss/dd	10/ 2.95	50/ 2.70	100/ 2.65

### We stock VERBATIM DISKS

Write for Dealer and OEM prices.

BASF 5" or 8"	10/ 2.00	20/ 1.95	100/ 1.85
NEW BASF Qualimetrc Disks also in stock			
Wabash 5" ss/sd	10/ 1.80	50/ 1.75	100/ 1.70
Wabash 5" ss/dd	10/ 2.00	50/ 1.95	100/ 1.90
Wabash 8" ss/sd	10/ 2.00	50/ 1.95	100/ 1.90

### We stock MAXELL DISKS

Write for dealer and OEM prices.

Disk Storage Pages	10 for \$5	Hub Rings 50 for \$6
Disk Library Cases	8"—3.00	5"—2.25
Head Cleaning Kits	11	

### CASSETTES—AGFA PE-611 PREMIUM

C-10	10/ .61	50/ .58	100/ .50
C-30	10/ .85	50/ .82	100/ .70

### DATASHIELD BACKUP POWER SOURCE 225

Battery back up Uninterruptible Power Supply with surge and noise filtering. The answer to your power problems.

Zenith ZVM-121 Green Phosphor Monitor	100
BMC 12A 12" Green Monitor	80
VOTRAX Personal Speech System	280
VOTRAX Type-N-Talk	160
VOICE BOX Speech Synthesizer (Apple or Atari)	
CompuServe Subscription (5 hours free)	32
Prowriter Parallel Printer	389
USI CompuMOD 4 R F Modulator	39
Daisywriter 2000	1050
Many printers available (Star, Brother, OKI, etc.)	

### We Stock AMDEK Monitors

Amdek DXY-100 Plotter	600
A P Products	15% OFF
Watanabe Intelligent Plotter 990	6-pen 1290

### ISOBAR 4 Outlet Surge Suppressor/Noise Filter 49

### We stock Electrohome Monitors

### dBASE II (8" format) 325

### ALL BOOK and SOFTWARE PRICES DISCOUNTED

Panasonic TR-120M1P 12" Monitor (20 MHz)	149
Panasonic CT-160 Dual Mode Color Monitor	285

### USI Video Monitors—Green or AMBER 20 MHz hi-res.

Dealer and OEM inquiries invited

### Synertek SYM-1 Microcomputer SALE 189

### KTM-2/80 Synertek Video and Keyboard 349

## ZENITH data systems

### Z29 Terminal (new detached keyboard) 680

### ZT-1 Intelligent Communications Terminal 369

### Z100 16-bit/8-bit Systems in stock CALL

We stock entire Zenith line.



### WE STOCK ENTIRE LINE—write for prices.

Atari 1200	549	QIX	34
Voice Box	100	Anchor Modem—Atari	79
FROGGER	25	Atari Graphics (Computer)	11
Thorn EMI Software		First Book of Atari	11
EduFun Software		APX Software	

WRITE FOR CATALOG. Add \$1.50 per order for United Parcel. We pay balance of UPS surface shipping charges on all prepaid orders (add extra for mail, APO/FPO, air). Prices include cash discount. Regular prices slightly higher. Prices subject to change.

215-822-7727

252 Bethlehem Pike  
Colmar, PA 18915

# A B Computers

**OAK STAND-C64, VIC, Apple, Atari 29**

Beautiful natural solid oak two-level stand. Rests on table above computer. Holds disk drives/cassette deck, as well as your monitor/TV.

**KMMM Pascal for PET/CBM/C64 \$85**

A subset of standard Pascal with extensions. Includes Machine Language Pascal Source Editor, Machine Language P-Code Compiler, P-Code to machine language translator for optimized object code, Run-time package, Floating Point capability, User Manual, and sample programs.

Requires 32K Please specify configuration.

**EARL for PET (disk file based) \$65**

Editor, Assembler, Relocator, Linker

Generates relocatable object code using MOS Technology mnemonics. Disk file input (can edit files larger than memory).

**RAM/ROM for PET/CBM 4K or 8K bytes of soft ROM with optional battery backup.**

RAM-ROM is compatible with any large keyboard machine. Plugs into one of the ROM sockets above screen memory to give you switch selected write protectable RAM.

Use RAM/ROM as a software development tool to store data or machine code beyond the normal BASIC range. Use RAM/ROM to load a ROM image where you have possible conflicts with more than one ROM requiring the same socket. Possible applications include machine language sort (such as SUPER-SORT), universal wedge, Extramon, etc.

RAM/ROM — 4K \$75

RAM/ROM — 8K \$90

Battery Backup Option 20

**SUBSORT for PET/CBM \$35**

Excellent general purpose machine language sort routine.

**THE WHOLE PET CATALOG \$9**

A two year 320 page compendium of the Midnite Software Gazette for Commodore computer users. Contains 500 reviews of commercial products, 700 education programs (reviewed and organized by course), 200 reviews of free games, info on over 1800 free programs, list of PET and VIC user groups, and many pages of helps and hints.

**COMAL Package for CBM \$25**

Includes software on disk, and Comal Handbook

**SuperGraphics 2.0****NEW Version with TURTLE GRAPHICS**

SuperGraphics, by John Fluharty, provides a 4K machine language extension which adds 35 full featured commands to Commodore BASIC to allow fast and easy plotting and manipulation of graphics on the PET/CBM video display, as well as SOUND Commands. Animations which previously were too slow or impossible without machine language subroutines now can be programmed directly in BASIC. Move blocks (or rocketships, etc.) or entire areas of the screen with a single, easy to use BASIC command. Scroll any portion of the screen up, down, left or right. Turn on or off any of the 4000 (8000 on 8032) screen pixels with a single BASIC command. In high resolution mode, draw vertical, horizontal, and diagonal lines. Draw a box, fill a box, and move it around on the screen with easy to use BASIC commands. Plot curves using either rectangular or polar co-ordinates (great for Algebra, Geometry and Trig classes.)

The SOUND commands allow you to initiate a note or series of notes (or even several songs) from BASIC, and then play them in the background mode without interfering with your BASIC program. This allows your program to run at full speed with simultaneous graphics and music.

Seven new TURTLE commands open up a whole new dimension in graphics. Place the TURTLE anywhere on the screen, set his DIRECTION, turn him LEFT or RIGHT, move him FORWARD, raise or lower his plotting pen, even flip the pen over to erase. Turtle commands use angles measured in degrees, not radians, so even elementary school children can create fantastic graphic displays.

Specify machine model (and size), ROM type (BASIC 3 or 4) SuperGraphics in ROM (\$A000 or \$9000) \$45

Volume discounts available for schools.



for PET/CBM Computers

**NEW VERSION 2 now for C64**

FLEX-FILE is a set of flexible, friendly programs to allow you to set up and maintain a data base. Includes versatile Report Writer and Mail Label routines, and documentation for programmers to use Data Base routines as part of other programs.

**RANDOM ACCESS DATA BASE**

Record size limit is 256 characters. The number of records per disk is limited only by record size and free space on the disk. File maintenance lets you step forward or backward through a file, add, delete, or change a record, go to a numbered record, or find a record by specified field (or partial field). Field lengths may vary to allow maximum information packing. Both sub-totals and sorting may be nested up to 5 fields deep. Any field may be specified as a key. Sequential file input and output, as well as file output in WordPro and PaperMate format is supported. Record size, fields per record, and order of fields may be changed easily.

**MAILING LABELS**

Typical mail records may be packed 3000 per disk on 8050 (1400 in 4040). Labels may be printed any number wide, and may begin in any column position. There is no limit on the number or order of fields on a label, and complete record selection via type code or field condition is supported.

**REPORT WRITER**

Flexible printing format, including field placement, decimal justification and rounding. Define any column as a series of math or trig functions performed on other columns, and pass results such as running total from row to row. Totals, nested subtotals, and averages supported. Complete record selection, including field within range, pattern match, and logical functions can be specified.

**FLEX-FILE 2 by Michael Riley \$110**

Please specify equipment configuration when ordering.

**DISK I.C.U. \$40**

Intensive Care Unit by L.C. Cargile

**COMPLETE DISK RECOVERY SYSTEM FOR CBM DRIVES**

- edit disk blocks with ease
- duplicate disks, skipping over bad blocks
- complete diagnostic facilities
- unscratch scratched files
- check and correct scrambled files
- recover improperly closed files
- extensive treatment of relative files
- optional output to IEEE488 printer
- comprehensive user manual (an excellent tutorial on disk operation and theory).

Furnished on copy-protected disk with manual.

Backup disk available, \$10 additional.

**PROGRAM YOUR OWN EPROMS \$75**

Branding Iron EPROM Programmer for PET/CBM software for all ROM versions. Includes all hardware and software to program or copy 2716 and 2532 EPROMs.

**PORTMAKER DUAL RS232 SERIAL PORT \$63**

Two ports with full bipolar RS232 buffering. Baud rates from 300 to 4800. For PET/CBM, AIM, SYM.

**CBM Software**

BASIC INTERPRETER for CBM 8096 \$200

PEDISK II Systems from cgrs Microtech available.

FILEX IBM 3741/2 Data Exchange Software available.

JINSAM Data Base Management System for CBM.

COPY-WRITER Word Processor for PET/CBM \$159

**CASH MANAGEMENT SYSTEM \$45**

Petspeed BASIC Compiler 120

Integer BASIC Compiler 120

CMAR Record Handler 110

UCSD Pascal (without board) 135

Wordcraft 80 or 8096 265

BPI Accounting Modules 280

Professional Tax Prep System 575

ASERT Data Base 375

Dow Jones Portfolio Management 110

Assembler Development 80

**FORTH for PET now for C64**

By L.C. Cargile and Michael Riley \$50

Features include:

- full FIG FORTH model.
- all FORTH 79 STANDARD extensions.
- structured 6502 Assembler with nested decision making macros.
- full screen editing (same as when programming in BASIC).
- auto repeat key.
- sample programs.
- standard size screens (16 lines by 64 characters).
- 150 screens per diskette on 4040, 480 screens on 8050.
- ability to read and write BASIC sequential files.
- introductory manual.
- reference manual.

For Commodore 64, or any 16K/32K PET/CBM with ROM 3 or 4, and CBM disk drive. Please specify configuration when ordering.

**Metacompiler for FORTH \$30**

Simple metacompiler for creating compacted object code which can be executed independently (without FORTH system).

**PageMate 60 COMMAND WORD PROCESSOR by Michael Riley**

Paper-Mate is a full-featured word processor for Commodore computers. Page-Mate incorporates 60 commands to give you full screen editing with graphics for all 16K or 32K machines (including 8032), all printers, and disk or tape drives. Many additional features are available (including most capabilities of WordPro 3).

Page-Mate functions with all Commodore machines with at least 16K, with any printer, and either cassette or disk.

To order Page-Mate, please specify machine and ROM type.

Page-Mate (disk or tape) for PET, CBM, VIC, C64 \$40

**SM-KIT for PET/CBM \$40**

Enhanced ROM based utilities for BASIC 4. Includes both programming aids and disk handling commands.

**Commodore 64**

<b>Hunter-Killer - Commodore 64</b>	15
- authentic naval warfare game (complete with sonar)	
Submarine Warfare (Clockwork Computers)	29
WordPro 3+/64	75
Vanilla PILOT with Turtle Graphics	27
- also includes sound, Toolkit, joystick support	
Commodore 64 Programmer Reference Guide	16
CCI Submarine Warfare	24
Laser Command	15
<b>EARLY GAMES for Young Children</b>	25
PETSPEED Compiler C64	120
<b>CALC RESULT Spread Sheet Package</b>	135
1000 Miles (Mille Bornes Game)	9
<b>MicroChess</b>	19
Adventure (disk)	9
Draw Poker	5
MAE Assembler - C64	85
Assembly Language Tutorial - C64/VIC	27
Abacus Software in stock	
Synthy-64 music and sound synthesizer	26
Tiny BASIC Compiler	17
ScreenGraphics-64 adds BASIC Graphics	22
<b>Victory Software for Commodore 64 in stock</b>	
Adventure Pack I (Victory Software)	12
Adventure Pack II (Victory Software)	12
Annihilator	16
Chomper Man	16
Educational Pack I	10
Grave Robbers (Victory Software)	12
Kongo Kong	16
Strategy Pack I	16
TREK	12

215-822-7727  
252 Bethlehem Pike  
Colmar, PA 18915

**A B Computers**

WRITE FOR CATALOG. Add \$1.50 per order for United Parcel. We pay balance of UPS surface shipping charges on all prepaid orders (add extra for mail, APO/FPD, air). Prices include cash discount. Regular prices slightly higher. Prices subject to change.

# COMPUTE!'s First Book Of VIC

**Authors:** COMPUTE! Magazine contributors  
**Price:** \$12.95  
**On Sale:** Now

Finally, it's VIC's turn!

Users of other popular personal computers have been enjoying their **COMPUTE! Books: COMPUTE!'s First Book Of PET/CBM, Programming The PET/CBM, and others.**

Now, there's a book devoted exclusively to the Commodore VIC-20™ Computer: **COMPUTE!'s First Book Of VIC.**

The editors of **COMPUTE!** Magazine – the leading resource for the VIC-20 – gathered together the best VIC-20 articles published since the summer of 1981 and added some new material. The result is more than 200 pages of valuable information – information that goes beyond the instruction manuals. In the **COMPUTE!** tradition, it is carefully edited to be easily understood and useful for beginners and experts alike.

*COMPUTE!'s First Book Of VIC* is spiral-bound to lie flat, and includes ready-to-type program listings and articles such as "The Joystick Connection: Meteor Maze," "STARFIGHT3," "Train Your PET To Run VIC Programs," "Renumber BASIC Lines The Easy Way," "High Resolution Plotting," "Custom Characters For The VIC," "VIC Memory – The Uncharted Adventure," and "A Simple Monitor For The VIC."

At only \$12.95, less than most computer manuals, *COMPUTE!'s First Book Of VIC* is among the best resources a VIC user can own.

Available at computer dealers and bookstores nationwide. To order directly call TOLL FREE 800-334-0868. In North Carolina call 919-275-9809. Or send check or money order to **COMPUTE! Books, P.O. Box 5406, Greensboro, NC 27403.**

Add \$2 shipping and handling. Outside the U.S. add \$5 for air mail, \$2 for surface mail. All orders prepaid, U.S. funds only. VIC-20 is a trademark of Commodore Electronics Limited.

v Introduction .....	Robert Lock
<b>Chapter One: Getting Started.</b>	
3 The Story Of The VIC .....	Michael S. Tomczyk
11 Computer Genesis: From Sticks And Stones To VIC .....	Dorothy Kunkin Heller / David Thornburg
20 Super Calculator .....	Jim Butterfield
24 Large Alphabet .....	Doug Ferguson
26 Using A Joystick .....	David Malmberg
39 Extended Input Devices: Paddles And The Keyboard .....	Mike Bassman / Salomon Lederman
46 Game Paddles .....	David Malmberg
<b>Chapter Two: Diversions – Recreation And Education.</b>	
59 The Joystick Connection: Meteor Maze .....	Paul L. Bupp / Stephen P. Drop
67 ZAPI! .....	Dub Scroggin
72 STARFIGHT3 .....	David R. Mizner
78 Alphabetizer .....	Jim Wilcox
80 Count The Hearts .....	Christopher J. Flynn
<b>Chapter Three: Programming Techniques.</b>	
89 PRINTing With Style .....	James P. McCallister
97 Train Your PET To Run VIC Programs .....	Lyle Jordan
99 User Input .....	Wayne Kozun
103 Amortize .....	Amihai Glazer
106 Append .....	Wayne Kozun
109 Printing The Screen .....	C. D. Lane
113 The Confusing Quote .....	Charles Brannon
115 Alternate Screens .....	Jim Butterfield
119 Timekeeping .....	Keith Schleiffer
125 Renumber BASIC Lines The Easy Way .....	Charles H. Gould
127 Automatic Line Numbers .....	Jim Wilcox
129 Putting The Squeeze On Your VIC-20: Getting The Most Out Of 5000 Bytes .....	Stanley M. Berlin
141 An Easy Way To Relocate VIC Programs On Other Commodore Computers .....	Greg and Ross Sherwood
<b>Chapter Four: Color And Graphics.</b>	
147 Kaleidoscope And Variations .....	Kenneth Knox
148 High Resolution Plotting .....	Paul F. Schatz
154 VIC Color Tips .....	Charles Brannon
157 The Window .....	Charles Brannon
160 Custom Characters For The VIC .....	David Malmberg
<b>Chapter Five: Maps And Specifications.</b>	
173 How To Use The 6560 Video Interface Chip .....	Dale Gilbert
179 Browsing The VIC Chip .....	Jim Butterfield
186 VIC Memory – The Uncharted Adventure .....	David Barron / Michael Kleinert
189 Memory Map Above Page Zero .....	Jim Butterfield
<b>Chapter Six: Machine Language.</b>	
195 TINYMONI: A Simple Monitor For The VIC .....	Jim Butterfield
202 Entering TINYMONI Directly Into Your VIC-20 .....	Russell Kavanagh
211 Index .....	

# HARMONY VIDEO & COMPUTERS

## 800-221-8927

### COMMODORE

VIC 20	89.95
COMMODORE 64	369.95
VIC 2N DATASETTE	59.95
COMMODORE DISC DRIVE	289.95
1525P PRINTER	289.95
COMMODORE MONITOR	249.95
VIC TELEPHONE MODEM	89.95
RS 232 TERMINAL INTERFACE	CALL
IGEE-488 INTERFACE	CALL
VIC 8K MEMORY PAC	39.95
VIC 16K MEMORY PAC	89.95
MOTHER BOARD	89.95
VIC 3K SUPER EXPANDER	
VIC PROGRAMMER'S AID	CALL
VIC MON	CALL
INTRO TO BASIC I & II	69.95

### APPLE 2 PLUS

### APPLE 2E



### EPSON MX 80 PRINTER

### EPSON FX 80 PRINTER

### ATARI

ATARI 400 W16K	159.95
ATARI 800 W48K	449.95
ATARI 1200 XL W64K	589.95
ATARI 410 RECORDER	76.95
ATARI 1010 RECORDER	77.95
ATARI 810 DISC DRIVE	389.95
ATARI 830 ACOUSTIC TEL. MODEM	159.95
ATARI 850 INTERFACE	169.95
ATARI 822 THERMOL PRINTER	CALL
ATARI 1020 40 COL. PRINTER	219.95
ATARI 1025 80 COL. PRINTER	379.95
ATARI 16K MEMORY EXPANDER	89.95
ATARI WORD PROCESSOR	69.95
ATARI BASIC REF. GUIDE	CALL
ATARI PROGRAMMER KIT	CALL
ATARI ENTERTAINER KIT	29.95

WE CARRY A FULL LINE OF SOFTWARE FOR  
ATARI AND COMMODORE  
CALL FOR LOWEST PRICES

ALL  
SONY  
T.V.'s IN  
STOCK  
CALL  
FOR  
LOWEST



VCR PRICES TOO LOW TO PRINT!

ALL  
VCR's  
IN  
STOCK  
CALL  
FOR  
LOWEST

P  
R  
I  
C  
E  
S

	VIDEO TAPE (By case of 10 only)					
	VHS	VHS	HIGH	BETA	BETA	BETA
	T120	T160	GRADE	L500	L750	L830
TDK	8.85	14.75	10.75	6.50	7.99	10.25
FUJI	9.65	14.75	11.75	6.50	7.99	
MAXELL	8.40	13.50	10.25	6.50	7.99	10.25
MEMOREX	8.75	13.50	10.50	6.50	7.99	10.25
SCOTCH	8.50	13.50	10.25	6.50	7.99	
SONY			10.25	6.99	8.40	10.25
JVC	9.50	13.50	11.50			
RCA	8.90					
PANASONIC	8.50					
				TDK PROFESSIONAL T120		15.95
				MAXELL PROFESSIONAL L750 OR T120		15.95
				MEMOREX PROFESSIONAL		16.95

P  
R  
I  
C  
E  
S

FOR THE LOWEST PRICES ON VIDEO CALL 800-221-8927

To order simply dial toll free 800-221-8927 with your Master Card or VISA and your order will arrive via UPS or send certified check or money order only to: HARMONY VIDEO AND ELECTRONICS, 2357 Coney Island Ave., Brooklyn, N.Y. 11223, and add approximate shipping postage and insurance charges. Credit cards for phone order only. For customer service please dial (212) 627-8960. All prices and availability subject to change without notice. All orders shipped out of state. Dealer inquiries invited!!! For sales info dial (212) 627-6989. Open Sun. 10-4 Mon.-Thur. 9-7 Fri. 9-3.

# 800-221-8927

COMMODORE ATARI APPLE TEXAS INSTRUMENTS EPSON

JVC • PANASONIC • SONY PROFEEL • ZENITH • HITACHI • QUASAR

G.E. • SANYO • SONY PROJECTION • TDK • MAXELL • FUJI • SCOTCH • SONY • RCA





### A. Dataspan-50

The Dataspan-50 expansion board is the cornerstone for expanding the VIC-20 to its maximum capabilities. It is the most advanced, yet easiest to use expansion board available. Unlike other expansion boards, the Dataspan-50 has the following exclusive features:

- 5 slot combination rotary and rocker switch selectable expansion board conveniently covers all switching needs now and in the future without using common hazardous slot-by-slot power switching.
- Combination switches allow total control between computer cartridges (memory expansion, Programmer's Aid\*, Vic-Mon\* and other utilities) and game cartridges.
- Dataspan-50 allows stacking of memory cartridges up to 29K in BASIC and 40K in machine language.
- Fully buffered by live hi-tech, low power, integrated circuits that help prevent erratic operation and loss of data common in typical unbuffered expansion boards and isolates the VIC's microprocessor from accidental damage.
- Highest quality circuit board with gold contacts throughout.
- Fused to protect the VIC-20\* power supply.
- Master reset button eliminates turning computer off and on.
- Independent write-protection on two slots.

Dataspan-50 Kit ..... \$69.95  
 Dataspan-50 Assembled ..... \$84.95  
 (Suggested Retail Price Assembled \$109.95)

### D. Mother Switcher

Now make any bare bones expansion board fully block selectable.

- Master reset button.
- Write-protection switch.
- Cartridges piggyback on Mother Switcher.

Mother Switcher Assembled ..... \$11.95  
 (Suggested Retail Price \$17.95)

*Kits for Experienced Builders only!*  
 All assembled units have full 90-Day Limited Guarantee.  
 \*Trademark Commodore Bus. Machines

**NOTE:** These prices are effective June 1, 1983 and are subject to change without notice. All kits supplied with complete assembly and operating instructions.

## VIC-20\* OWNERS

Expand your System with these Exclusive Factory Direct Products

### B. Champagne Memory on a Beer Budget

Highest quality glass epoxy 16K memory board with gold fingers provides full block switching and write-protection on each 8K block. All block switches are conveniently located at the top edge of the board.

DataRAM  
 a) Bare memory board (RAM/ROM) ..... \$13.95  
 b) Bare memory board Kit ..... \$17.95  
 includes all components except RAM/ROM chips

DataRAM 8  
 c) Board with 8K RAM - Complete Kit ..... \$34.95  
 d) Board with 8K RAM Assembled ..... \$37.95  
 (Suggested Retail Price Assembled \$47.95)

DataRAM 16  
 e) Board with 16K RAM - Complete Kit ..... \$48.95  
 f) Board with 16K RAM Assembled ..... \$54.95  
 (Suggested Retail Price Assembled \$69.95)

### C. Datablast-16

Finally a low cost, high quality 2716 EPROM programmer for the VIC-20! Put your most often used machine language programs into EPROMs.

- On-board 25 volt power supply.
- Can be used with COMPUTE! s, "Micromon" or our software below.
- Program/read mode switch.
- We suggest you use the EPROMs with our DataRAM memory board.

Datablast-16  
 a) Kit with low cost ZIF\* socket ..... \$49.95  
 b) Assembled with low cost ZIF\* socket ..... \$59.95  
 (Suggested Retail Price Assembled \$79.95)


c) Kit with Textool ZIF\* socket ..... \$55.95  
 d) Assembled with Textool ZIF\* socket ..... \$61.95  
 (Suggested Retail Price Assembled \$85.95)

e) Software for Datablast-16 (tape) ..... \$ 9.95  
 f) 2716 EPROMs ..... \$ 4.50  
 \*Zero insertion force

TERMS: No. C.O.D. orders. Shipping and Handling \$3.00.  
 VISA/MASTERCARD - Add 3%. Most orders shipped within 48 hours. (Personal checks - allow 2 weeks.)

Digital Interface Systems Co.

P.O. Box 8715  
 Portland, OR 97207  
 (503) 295-5890



### CB-2

The CB-2 is a complete hardware and software package that allows you to easily and efficiently make a back-up copy of your valuable software library. Now you can protect your investment!

Unique features:

- Allows connection for one or two Datasette\* recorders (or equivalent). Two recorders required for simple back-up copies.
- Exclusive state-of-the-art circuitry lets you actually hear and see tape data being loaded or saved.
- Special wave shaping circuitry makes a back-up copy as good or better than the original.
- CB-2's Super Blocksaver software and interface card allow you to make a back-up copy of your cartridge programs.

a) CB-2 Assembled ..... \$89.95  
 (Suggested Retail Price \$114.95)

b) Special CB-2 System for Dataspan-20/50 owners (Please specify which model when ordering) ..... \$79.95  
 (Suggested Retail Price \$104.95)

### E. RAMraider

- Makes your 3K or Superexpander\* cartridge a full 4K RAM.
- Recaptures your RAM for BASIC and moves it into Expansion memory (lower half of Blocks 1, 2, or 3).

RAMraider Kit ..... \$24.95  
 RAMraider Assembled ..... \$34.95

### RAMcharger

- Turn your Commodore 6K cartridge into a full 16K cartridge.
- Full block switching capabilities.
- Sockets allow future EPROM substitution.

RAMcharger Kit ..... \$28.95

### What Makes The VIC Tic?

If you think computer hardware means nuts and bolts, this book is for you! Written especially for the beginner by VIC enthusiasts.

What Makes The VIC Tic? ..... \$ 7.95  
 (Shipping included.)

Write For FREE Catalog



# VIC SOFTWARE CBM 64



## Great VIC Software

## COMMODORE 64 SOFTWARE

**PARATROOPER** a High Resolution game that doesn't let you make any mistakes. You are in your command. Helicopters fill the sky, (and we mean fill the sky!), dropping paratroopers. Your mission is to keep 3 paratroopers from hitting the ground on either side of your gun. But that's just the beginning. You score by hitting the helicopters or the paratroopers, but if you miss a shot it subtracts from your score. Therefore, you must make every shot count to make a high score! IT HAS FOUR FAST ACTION LEVELS TO CHALLENGE THE BEST PLAYER. The High Resolution graphics helicopters are fantastic. They look exactly like helicopters! The paratroopers are super realistic. Their chutes open and then they drift down to earth. If this weren't enough the sounds are fantastic. There are helicopter blades whirring and you can hear the howitzer pumping shells. This game really show off the sound and graphic capabilities of your VIC. PARATROOPER IS OUR #1 SELLING ARCADE GAME, you've got to see this game to believe it. \$19.95

**SPACE PAK** Can you survive? 3 space games with the sights and sounds of an arcade. The excitement builds as the action is un-ending. Blast away at everything in sight. The alien attacks will stop at nothing to destroy you. Prepare for battle, there is no escape, only you can help. Can you survive? Hi-Res, color, graphics and sound. Joystick or keyboard. 3 Games — Rocket Race, Fence-A-Tron and Raiders. \$19.95

**COSMIC CRUZER** Hot action and 3 challenging scenarios. Move your cruiser into the tunnel - fire missiles and drop bombs. Hit the fuel dumps to get more fuel. Move as quick as you dare to hit the surface-to-air missiles. If you are good enough you will make it to the asteroid field and then try to destroy the base. No one has destroyed the base yet. Will you be the first. \$19.95

**VIC ALL STARS** We took the best selling VIC programs and put them in a package to save you \$35. If purchased separately it would cost you \$85. You get Paratrooper, Target Command, Head On, Cattle Round-up, Snake Out, Trapper, Double Snake Out and Artillery. All eight games for \$49.95. Hurry because at this price they won't last long. Limited quantity. 8 Games. \$49.95

Let the **COMPUTERMAT** turn your 64 into a home arcade!

**COLOR • GRAPHICS • SOUND ON CASSETTE**

(Disk Versions Available — Add \$5.00)

**MUSIC MAKER - \$19.95 EDUCATION PAK - \$24.95**

Put sheet music notes into your 64, plays 3 voices. Program, plus 2 sample songs.

**4 Programs**  
 Geography Match  
 Math Adventure  
 Ruler & Micro

**TREASURE PAK - \$14.95**

**3 Programs**  
 Adventure  
 Caves of Silver  
 Shuttle Voyage

**GAME PAK - \$14.95**

**3 Programs**  
 Dragon Chase  
 Deflect  
 Flip It

Joystick and Keyboard versions included.

### COMPUTERMAT

Box 1664 • Dept. C • Lake Havasu City, Az. 86403  
 (602) 855-3357

another program. The music will continue until:

1. You type a RUN/STOP RESTORE
2. Attempt to use the cassette
3. Or get so tired of it that you shut off the VIC.

The program is driven by the *hardware interrupt*. Each jiffy (1/60 of a second), a counter (\$033D=829) is reduced by one. If this decrement results in a value of zero, the next duration is placed in the counter, the next note is placed in the sound generator (\$900C=36876), and the note count is increased by two and stored at (\$033C=828). The computer then goes on its way, updating the realtime clock and scanning its keyboard.

The computer is not slowed appreciably. Most of the time, unless the note is to be changed, the time wasted is 120 microseconds per second or 120 parts per million. If the note must be changed, then the time lost is a few thousandths of a second.

*Note:* A complete listing of musical pitch values, including sharps and flats, is in the *VIC-20 Programmer's Reference Guide*.

## Program 1: VIC Musician

```

10 REM ***** VIC MUSICIAN *****
30 REM *** CONTINUOUSLY PLAYS *****
40 REM ** TUNE FROM STAR WARS *****
60 POKE36878,15 : REM SET VOLUME TO MAX
70 FORI=830TO976:READC:POKEI,C:NEXT
80 SYS 830 :REM STARTS MUSIC
90 REM ***** SET-UP FOLLOWS *****
100 DATA120,169,5,141,60,3,169,6,141,61,3,
    169
110 DATA133,133,0,169,3,133,1,169,93,141
120 DATA20,3,169,3,141,21,3,88,96
130 REM **** MUSIC PGM FOLLOWS *****
140 DATA206,61,3,208,28,72,152,72,172,60
150 DATA3,200,177,0,141,61,3,200,177,0,201
160 DATA1,240,12,141,12,144,140,60,3,104
170 DATA168,104,76,191,234,160,255,208,243
180 REM *** MUSIC DATA FOLLOWS *****
190 DATA15,201,15,201,15,201,60,215,60,228
    ,15
200 DATA225,15,223,15,219,60,235,35,228,15
210 DATA225,15,223,15,219,60,235,35,228,15
220 DATA225,15,223,15,225,60,219,35,201,15
230 DATA201,60,215,60,228,15,225,15,223,15
240 DATA219,60,235,35,228,15,225,15,223,15
250 DATA219,60,235,35,228,15,225,15,223,15
260 DATA219,60,235,1,1

```

## Program 2: Disassembled Machine Language For VIC Musician

```

033E 78      SEI                ;PROHIBIT INTERRUPTS (DON'T BOTHER ME)
033F A9 05   LDA #$05          ;FIRST NOTE IS SILENCE
0341 8D 3C 03 STA $033C       ;STORE NOTE
0344 A9 06   LDA #$06          ;WAIT 6 JIFFIES
0346 8D 3D 03 STA $033D       ;STORE DELAY
0349 A9 85   LDA #$85          ;ADDRESS LOW OF START OF MUSIC DATA
034B 85 00   STA $00           ;ZERO PAGE POINTER
034D A9 03   LDA #$03          ;ADDRESS HI START OF MUSIC DATA
034F 85 01   STA $01           ;ZERO PAGE POINTER
0351 A9 5D   LDA #$5D          ;ADDRESS LOW OF MUSIC PROGRAM
0353 8D 14 03 STA $0314       ;VECTOR INTERRUPT TO MUSIC PGM
0356 A9 03   LDA #$03          ;ADDRESS HI OF MUSIC PROGRAM
0358 8D 15 03 STA $0315       ;VECTOR INTERRUPT TO MUSIC PGM
035B 58      CLI                ;OK TO INTERRUPT AGAIN
035C 60      RTS                ;BACK TO BASICS
035D CE 3D 03 DEC $033D       ;REDUCE DELAY COUNTER
0360 D0 1C   BNE $037E        ;UNLESS DELAY IS FINISHED, EXIT
0362 48      PHA                ;SAVE ACCUMULATOR ON STACK
0363 98      TYA                ;TRANSFER Y TO ACCUMULATOR
0364 48      PHA                ;SAVE IT TOO
0365 AC 3C 03 LDY $033C       ;GET POINTER TO LAST NOTE FREQUENCY
0368 C8      INY                ;MOVE POINTER TO NEXT DELAY
0369 B1 00   LDA ($00),Y      ;GET NEXT DELAY
036B 8D 3D 03 STA $033D       ;SET DELAY DURATION
036E C8      INY                ;MOVE POINTER TO NOTE FREQUENCY
036F B1 00   LDA ($00),Y      ;GET NOTE FREQUENCY OR TONE
0371 C9 01   CMP #$01         ;IS FREQUENCY=1 (START OVER FLAG)
0373 F0 0C   BEQ $0381        ;IF SO, PLAY IT AGAIN SAM
0375 8D 0C 90 STA $900C       ;START NOTE PLAYING
0378 8C 3C 03 STY $033C       ;STORE NOTE FREQUENCY POINTER
037B 68      PLA                ;RETRIEVE Y FROM STACK
037C A8      TAY                ;PUT Y BACK IN Y
037D 68      PLA                ;RETRIEVE ACCUMULATOR
037E 4C BF EA JMP $EABF       ;GO ON ABOUT YOUR BUSINESS
0381 A0 FF   LDY #$FF         ;SET NOTE POINTER TO START -1
0383 D0 F3   BNE $0378        ;BRANCH ALWAYS TO STORE POINTER

```

©



## COMMADORE 64 VIC-20

8 Expansion  
Connectors

Each Switched  
Individually

Fully Enclosed  
Chassis

Master Power  
Switch with 2

110v AC OUTLETS  
for computer

and accessories  
RIBBON CABLE

Connection  
for convenient  
placement

LED DISPLAY  
RESET Button

120 day chassis  
1 yr power supply


WARRANTIES  
finger tip

selection of  
game and other  
Cartridges

Optional 5 volt  
Power Supply  
removes power  
load from your  
computer

THE  
SOFT-AWARE BOX  
the most advanced  
expansion chassis

\$149.00 each  
Power Supply  
\$35.00 each



### SOFT-AWARE

MICROCOMPUTER PERIPHERALS AND SOFTWARE  
(714) 594-8205

P.O. Box 725, Glendora, CA 91740

VIC-20 and CBM 64 are trademarks  
of Commodore Business Machines

P.O. BOX 725, Glendora, CA 91740

Shipped within 48 hours of order

# DEVELOP-20

## FIVE POWERFUL SOFTWARE DEVELOPMENT TOOLS

*Plus The Exciting New Book*  
**INSIDE THE VIC**

### THE BOOK

A complete clear explanation of machine language, Assembly language, VIC 20 architecture, graphics, joystick and sound effect programming. Detailed step-by-step guide to the use of the development tools. How to combine BASIC and machine language, make auto-start cartridges, interface with the Internal ROM-based programs of BASIC and the Kernel. Sample programs fully explained.

### THE TOOLS

Assembler/Editor/Loader/Decoder/Monitor Full-featured Assembler allows use of labels, comments and arithmetic expressions to create machine language programs. Create, save, modify Assembly language programs with the Editor. Load and link machine language modules with the Loader. Decode machine language back into assembly language for study or input to the Editor. Single-step program execution with the Monitor. Extended features combines Assembler/Editor for maximum ease of use.

**ALL FOR \$49.95** PLUS \$2.00 POSTAGE AND HANDLING Standard version runs on any system with Datasette (5K and up) Add \$5.00 for disk version, \$5.00 for extended features (minimum 8K) Send check, M.O., VISA/MC (\$2.00 S.C.) or specify C.O.D. (add \$3.00) to:

*French  
Silk* smooth  
ware

P.O. Box 207, Cannon Falls, MN 55009

507-263-4821

VIC-20 is a registered TM of  
Commodore Business Machines Inc.

## VOICE WORLD'S 24K Golden RAM Expansion Chassis

ONLY \$149.00

• Programmer's dream—Game player's delight.

• Boosts VIC memory to 29K!

• 4 expansion slots with switches for instant cartridge selection—faster than a disk.

• Accepts any cartridge designed for the VIC 20®.

• System Reset Button.

• Plugs directly into your VIC 20®.

• 8 memory control switches—easy to configure in 8K banks for custom applications.

• Factory tested—one year limited warranty.

• Start address selection at 2000, 4000, 6000, A000 HEX.

• ROM mode switches for memory write protection and PROM, EPROM

emulation.

• Memory banks hold programs/data

even when de-selected.

• Gold-plated connectors/switch contacts for high reliability.

• Fused to protect your VIC 20®



**VOICE WORLD**  
13055 Via Esperia  
Del Mar, CA 92014  
(619) 481-7390

VIC 20 is a registered trademark of Commodore Business Machines, INC.

### TO ORDER:

Send check or money order. Add 3.00 shipping and handling. California residents add 6% sales tax. COD DEALER INQUIRIES INVITED

# Timex/Sinclair Screenscrolls

Glen Martin

*As anyone who has worked with a ZX-81 or TS-1000 knows, the scroll facility could be expanded and improved. It cuts down the display file, and screen POKES (which are difficult at best) are made nearly impossible. This article provides the solution.*

Here are four machine language routines which provide left, right, up, and down scrolls. The scrolls may be used singularly or in any combination. When entered together, they occupy a mere 106 bytes, including the six bytes needed for the REM statement they are stored in.

These utilities will keep the display file expanded to its maximum size, making screen POKES possible. If preferred, the programs could be assembled above RAMTOP so they would not be affected by NEW or LOAD. *Note:* These programs will not work with less than 3¼K of RAM, because of the unexpanded display file.

The programs are POKEd in by a short BASIC hex loader, which can also be used for your own machine language routines. Although no previous knowledge of machine language is required to use these programs, I have included mnemonics as well as hex listings. This will be helpful to those readers who understand the Z-80 instruction set and wish to modify or disassemble the programs.

## Step-by-step Instructions

The first step in using these scrolls is to type in a REM statement to store them in. The REM statement must be at least 100 characters long, preferably a few bytes longer, so if a mistake is made the program won't POKE up into BASIC. After you have entered the REM statement, enter POKE 16510,0 in the direct mode. This POKES the first line number to 0 so that it cannot be accidentally edited or deleted. Next, type in this hex loader program:

```
5 LET A=16514
15 FOR X=1 TO LEN A$-1 STEP 2
20 POKE A, 16* CODE A$(X)+ CODE A$
  (X+1)-476
25 LET A=A+1
30 NEXT X
```

Now comes the tricky part. Type in 10 LET A\$="" and the hex listing of Program 1 (Upscroll) (e.g., 10 LET A\$="2A0C40...10FBC9"), ending with quotation marks. Be extremely careful here, since any mistake could crash the computer. *Note:* There are no spaces in line 10; the hex codes are simply typed in one after the other.

After you have entered line 10 and double-checked for errors, run the program. When it has finished, enter "PRINT A" in direct mode. This should return a value of 16538. If it does not, reenter line 10 and rerun the program.

The variable "A" is simply a pointer to the address at which the next block of code is to be assembled. Therefore, to enter the next block into your computer you must change line 5 to 5 LET A = 16538. Then enter the hex listing for Program 2 (Downscroll) into line 10 and rerun the program. This time, A should be equal to 16567.

Change line 5 to 5 LET A = 16567 and enter the listing for Program 3 (Rightscroll) into line 10. Run the program and check that A is 16588. Change line 5 again to 5 LET A = 16588 and enter the code for Program 4 (Leftscroll). Run the program; A should now equal 16614.

## Test Program

Now that the machine language has been entered, lines 5 through 30 can be deleted and a short test program can be run. Enter the test program shown below and run it:

```
5 INPUT A$
10 LET L= LEN A$
15 IF L>31 THEN GOTO 5
```

```

20 PRINT AT 11,(31-L)/2;A$
25 IF INKEY$="5" THEN RAND USR 16588
30 IF INKEY$="6" THEN RAND USR 16538
35 IF INKEY$="7" THEN RAND USR 16514
40 IF INKEY$="8" THEN RAND USR 16567
45 GOTO 25

```

The program will wait for an input, so enter a string of less than 32 characters. The string will be printed in the middle of the screen. You should be able to move it around using the arrow keys (5-8).

This program was written as a simple test; the scrolls could certainly be put to better use in programs for games, word processors, or anything else you might come up with. I have used variations of these scrolls in a machine language arcade-type game I am working on and have found that they work quite well. If you want to convert the code listings into decimal, but are not familiar with hexadecimal, the codes from 00 to FF are given beside their decimal equivalent in Appendix A (p. 137) of the *Sinclair BASIC Manual*.

Let's take a brief overview of the techniques used in these scroll routines. In the horizontal scrolls, everything is shifted up or down one byte, and the first/last column is filled with spaces. A POKE can be entered so that the empty column is filled with a different character. The accumulator is used as a temporary store variable, as in a bubble sort.

In the vertical scrolls, the main instruction is ldir/lddr. With this instruction, the hl register pair is loaded with the start address of the block to be transferred. The de register pair is loaded with the address the block is to be moved to, and the bc register pair is loaded with the length of the block. With these scrolls, everything is shifted up/down 33 bytes (the length of one line + one byte for the "enter" character). The empty line is filled with spaces, but a POKE can also be used here to fill the empty line with another character.

#### BEGINNING PROGRAMMERS

If you're new to computing, please read "How To Type COMPUTE!'s Programs" and "A Beginner's Guide To Typing In Programs."

#### Program 1: Upscroll

```

2A 0C 40 ld hl,(400C)
23      inc hl
E5      push hl
11 21 00 ld de,0021
19      add hl,de
D1      pop de
01 B5 02 ld bc,02B5
ED B0   ldir
EB      ex de,hl
06 20   ld b,20

```

```

Blnk 36 00 ld (hl),00
23      inc hl
10 FB   djnz Blnk
C9      ret

```

#### Program 2: Downscroll

```

2A 10 40 ld hl,(4010)
11 43 00 ld de,0043
ED 52   sbc hl,de
E5      push hl
11 21 00 ld de,0021
ED 52   sbc hl,de
D1      pop de
01 B5 02 ld bc,02B5
ED B8   lddr
EB      ex de,hl
06 20   ld b,20
Blnk 2B   dec hl
36 00   ld (hl),00
10 FB   djnz Blnk
C9      ret

```

#### Program 3: Rightscroll

```

2A 0C 40 ld hl,(400C)
06 16   ld b,16
Lp1 C5    push bc
06 20   ld b,20
3E 00   ld a,00
Lp2 23   inc hl
4F      ld c,a
7E      ld a,(hl)
71      ld (hl),c
10 FA   djnz Lp2
23      inc hl
C1      pop bc
10 F1   djnz Lp1
C9      ret

```

#### Program 4: Leftscroll

```

2A 10 40 ld hl,(4010)
11 43 00 ld de,0043
ED 52   sbc hl,de
06 16   ld b,16
Lp1 C5    push bc
06 20   ld b,20
3E 00   ld a,00
Lp2 2B   dec hl
4F      ld c,a
7E      ld a,hl
71      ld (hl),c
10 FA   djnz Lp2
2B      dec hl
C1      pop bc
10 F1   djnz Lp1
C9      ret

```

**COMPUTE!**  
The Resource

# Commodore 64 Video – A Guided Tour

Jim Butterfield, Associate Editor

*This month we explore a fairly advanced technique: split screens on the Commodore 64. It's a new aspect of the computer, combining things we have already learned into a new set of capabilities. We'll demonstrate, via a BASIC program, an amazing visual display.*

---

We'll need to venture into more technical waters now, but with a little effort, we can perform some minor miracles on the Commodore 64 screen. All the limitations we have learned may be set aside with a little creative "cheating." We'll have to venture into machine language; but even if you're not a ML tyro, it's worth knowing that the job can be done.

We have learned a number of limitations, largely based on the idea that the screen can do a lot of things, but only one at a time:

- We can have only one background color, unless we are in multicolor mode; and even in that case, we're restricted to our choice of colors.
- We can obtain information only from one 16K memory quadrant.
- We can use only one character set.
- We can be in character mode or bit map (hi-res) mode, but not both.
- We may have only eight sprites on the screen at one time.

In fact, we have a more general set of rules. We may be in only one mode at a time – multicolor is either on or off; extended color is either on or off; and so on. It seems impossible to mix screen modes and have the best of both worlds, but we can do it.

Here's the trick: the "Raster Register," address D012 together with the high bit of D011, can do more than tell us where the screen is being painted at this instant. We may store an "inter-

rupt" value there, and tell the computer: "Advise me when you get to this part of the screen." At this point, we can switch screen characteristics: color mode, high resolution, background color, character set, memory bank – whatever you want. Of course, we need to put it all back when we return to the top of the screen.

## The Task

We're going to write a quick program to split the screen into two parts, each with a different characteristic. It won't be perfect; we're just trying to show the technique, not to polish up all the loose ends. The fine points will come later. First, let's plan.

If we set a new "interrupt" into our machine, we'll need to make some careful distinctions. First, when an interrupt happens, we must establish: who caused this one? Was it the raster, or the traditional interrupt source of 1/60 second timing? Second, if it was a raster, which part of the screen is involved – the top or the "switch" point?

## The Interrupts

Let's start to lay out the machine language program. All interrupts will come here, and we'll need to sort them out. We'll put the program into the cassette buffer.

```
033C AD 19 D0 INT   LDA $D019
033F 29 01         AND #$01
0341 F0 19         BEQ  REGULR
```

The interrupt has happened and has come here. Check the Raster Interrupt Bit in D019 – was this one caused by the raster? We'll need to mask out the bit we want with an AND. If we get nothing, it's a regular interrupt – go there.

```
0343 8D 19 D0     STA $D019
```

It is indeed a raster interrupt, and we must shut off the alarm. We do this by storing the bit back where it came from (there's a 1 in the A register right now). Amazingly, this turns the bit off.

# SJB DISTRIBUTORS. THE MOST COMPETITIVE PRICES ON COMMODORE.

## **commodore**

### NEW COMMODORE PRODUCTS

CBM 128-40 .....	\$ 695
CBM C128-80 .....	795
CBM B700 .....	2990
CBM 1520 Plotter .....	169
CBM 1701 Color Monitor .....	269
B Series Software .....	Call
CBM 4023 Printer .....	399

### SOFTWARE FOR CBM 64K

Word Processing (WordPro 3+) .....	\$ 69
M File Database (merge with Word Pro) .....	89
Quick Brown Fox .....	56
Writer's Assistant (easy and flexible) .....	99
File Assistant (database with merge) .....	99
Spreadsheet Assistant .....	99
Pers. Finance Assist.(great reports) .....	45
Busicalc (Spreadsheet) .....	55
Coco II (build your own games easily) .....	45
Calc Result .....	125
General Ledger, A/R, A/P (with check writing) .....	ea.139
CBM EasyFinance .....	50
CBM EasyScript .....	80
CBM EasyFile .....	80
Data Manager .....	70
Stock(Investment analysis) .....	80
Pet Emulator (emulates 4.0 basic) .....	30
Sprite-Master .....	29
Assembler Package (cassette or disk, compiled, includes editor, loader, disassembler) .....	39
Spaceball .....	20
Retrobball .....	34
ZWARK .....	25

### INTERFACES & ACCESSORIES

80 Column Expander .....	\$159
VIC 1600 Modem .....	95
VIC 1650 (auto answer, auto dial) .....	150
VIC 1525 Graphic Printer .....	329
VIC 1530 Datasette Recorder .....	65
VIC 1541 Disk Drive .....	329
VIC Switch (connect 8 64's or Vics to printer, dd) .....	149
PET-IEEE cable .....	33
IEEE-IEEE cable (2m) .....	43
Parallel Interface (Epson, Okidata, IDS, NEC) .....	80
RS-232 Printer Interface (Okidata, Diablo, etc.) .....	60
Programmers Reference Guide .....	18
Verbatim Diskettes (10 per box) .....	26
Victree (Programmers Utility) .....	75

### VIC PRODUCTS & ACCESSORIES

8K RAM Memory Expansion Cartridge .....	\$ 40
16K RAM .....	70
24K RAM .....	105

VIC 3 Slot Expander .....	27
VIC 6 Slot Expander .....	70
RS-232 Printer Interface .....	65
Cassette Interface .....	30
Golf (64 also) .....	30
Omega Race .....	30
Arcade Joystick - Heavy duty w/2 firing buttons! Great for the VIC or 64 .....	25

### MONITORS - GREAT RESOLUTION (64 OR VIC)

Amdek Color I .....	\$ 299
Amdek II or III .....	call
Panasonic CT160 .....	279
Comrex 6500 - 13" Color .....	299
Transtar 20 (High Resolution Green Phosphor) .....	129
Video/Audio Cable .....	15

### PRINTERS - LETTER QUALITY

CBM 8300, 40 cps .....	\$1450
Diablo 620, 25 cps .....	949
ComRiter, 17 cps .....	819
Transtar 130, 16 cps (auto load, wp features!) .....	769
NEC 7700 series .....	2350
NEC 3500 series .....	1600

### PRINTERS - DOT MATRIX

CBM 8023, 150 cps/graphics .....	589
Epson FX Printer, 160 cps .....	549
Epson MX-80FT .....	459
Epson MX-80 w/Grafix .....	349
CBM Graphics for Epson .....	65
Okidata 82A, 120 cps (serial and parallel) .....	429
NEC 8023A (parallel) .....	429
Okidata 92 .....	559
Star Gemini, 10 .....	329
Star Gemini, 15 .....	499

### COMMODORE BUSINESS SERIES

SuperPet (5 languages, 2 processors) .....	\$1409
CBM 8032 Computer, 80 Column .....	1029
CBM Memory Expansion, 64K .....	359
CBM 8050, 1 mg. Dual Drive .....	1259
CBM 8250, 2 mg. Dual Drive .....	1395
CBM D9060, 5 mg. Hard Disk .....	1995
CBM D9090, 7.5 mg. Hard Disk .....	2295
CBM 2031, 170K Single Drive (New) .....	489
DC Hayes Smart Modem .....	220

### BUSINESS SOFTWARE

WordPro 4+ or 5+ .....	\$ 309
Administrator .....	489
VisiCalc (expanded) .....	199
The Manager (database) .....	199
BPI A/R, G/L, Job Cost, Inventory, Payroll .....	ea.325

### MasterCard, Visa, Money Order, Bank Check

COD (add \$5) accepted.  
Add 3% surcharge for credit cards.  
In stock items shipped within 48 hours,  
F.O.B. Dallas, Texas  
All products shipped with manufacturer's  
warranty.

Prices are subject to change without notice.

**TO ORDER  
CALL TOLL FREE  
800-527-4893  
800-442-1048  
(Within Texas)**

Business Hours  
Mon.- Fri. 8 to 6, Sat. 10-2

Write for free catalog.

### GAME OF THE MONTH

Adventu-Writer (make your  
own adventure game) .....

39

### PRODUCT OF THE MONTH

INTERPOD (intelligent IEEE  
RS232, serial interface  
for VIC or C64) .....

\$ 179



### SJB DISTRIBUTORS INC.

10520 Plano Road, Suite 206  
Dallas, Texas 75238

(214) 343-1328

```
0346 A2 92      LDX #92
0348 A0 15      LDY #15
```

We'll prepare the registers, assuming we are doing the top-of-screen work. The hex 92 is decimal 146 – the scan line that hits about mid-screen; that's where we will want the next interrupt to take place. Note that hex 92 is considered a "negative" byte; we will use this fact in just a moment. Now, let's see if we are correct about being at mid-screen:

```
034A AD 12 D0    LDA #D012
034D 10 04      BPL MID
```

We look at the raster scan. If it's less than 127, we're near the top of the screen, and we don't see the "negative" byte. So we skip ahead. If, however, we are at the middle of the screen, we'll see a "negative" value. We won't branch; instead, we'll fix up the registers for mid-screen work:

```
034F A2 01      LDX #01
0351 A0 17      LDY #17
```

Both streams join again at this point. X contains the raster location where we will want the next interrupt: if we're at the top, we want to be interrupted at the middle (hex 92); if we're at the middle, we will want to be interrupted at the top (hex 01). Y contains information on the character set we want to choose: graphics or text. Let's proceed:

```
0353 8E 12 D0 MID STX D012
```

Place the next interrupt point into the raster register. The next interrupt will now hit at the right time.

```
0356 8C 18 D0      STY D018
```

Place the "character set" value – hex 15 for graphics, hex 17 for text – into the appropriate register.

```
0359 4C BC FE      JMP FEBC
```

We've done our job. We may now exit. Don't give an RTI; instead, go to a routine that cleans things up nicely, at FEBC. And what of our regular interrupt?

```
035C 4C 31 EA REGULR JMP $EA31
```

It goes to the normal address, to which regular interrupts go.

We have more to do after we get this program into memory. We must also detour the interrupt vector to our new program, and fire up the raster interrupt control.

## Back To BASIC

Ready to put all this in BASIC? Here we go:

```
100 FOR J=828 TO 862:READ X
110 T=T+X:POKE J,X
120 NEXT J
130 IF T<>3958 THEN STOP
200 DATA 173,25,208,41,1,240,25,141,25,208,162,146,
```

```
160,21,173,18
210 DATA 208,16,4,162,1,160,23,142,18,208,140,24,208,
76,188,254,76,49,234
300 POKE 56333,127
310 POKE 788,60:POKE 789,3
320 POKE 56333,129:POKE 53274,129
```

Let's look at the last three lines. Line 300 kills the interrupt for a moment, so that we can mess with the interrupt vector without running into disaster. Line 310 changes the interrupt vector to point at our newly POKEd program. Line 320 restores the interrupt, and adds an extra one: the raster interrupt.

## An Amazing Split

When the program is run, an amazing thing happens: the screen becomes graphic at the top and text at the bottom. Impossible, you say? Not for us clever – and careful – people. The effect is permanent: you may NEW the program and start something else and the split screen will still be there.

You shouldn't use cassette tape with this program in place – it's there in the buffer. And you may find that LOAD and SAVE don't work quite right. RUN-STOP/RESTORE will put everything back to its former state.

## The Unsolved Problem

But it's not perfect (I warned you). Every once in a while, the barrier seems to creep slightly, and then correct itself. Maybe it's computer hiccups. It seems worse when you are using the keyboard. What's happening? And how can we fix it? Stay tuned.

Copyright © 1983 Jim Butterfield

©



# Atari Artifacting

Judson Pewther

*These tools for exploring artifacting can create some of the most beautiful graphics you've ever seen from your Atari.*

---

Even if you are not already familiar with the phrase *television artifacts*, you have probably noticed that the colors of points and lines drawn in Atari's graphics mode 8 are not always what they are supposed to be. (False colors may also appear in graphics mode 0.) These comments apply unless you are using a high resolution color monitor with digital input.

Although the *BASIC Reference Manual* claims that only "one color and two different luminances" are available in GRAPHICS 8, in actual fact six distinguishable color/luminance combinations are possible because of TV artifacting.

While the *BASIC Reference Manual* does not mention this very interesting fact, it is fully documented in *De Re Atari*, Appendix IV, which gives the definition: "The term TV artifacts refers to a spot or 'pixel' on the screen that displays a different color than the one assigned to it." And as further explained, TV artifacts are caused by the way in which color and luminance information is modulated onto an NTSC television signal.

Let's summarize the effects of artifacting in GRAPHICS 8:

1. The effect is maximized by plotting a light color (high luminance) on a dark background, or dense dark patterns on a light background.
2. The color of a pixel is not affected by its Y-coordinate.
3. The color displayed by a pixel depends not only on its assigned color, but also on whether its X-coordinate is even or odd, and on the color assigned to its horizontal neighbors.
4. Horizontal resolution has a practical limit of 160 rather than 320. Thus, two horizontally contiguous pixels tend to form a single pixel of uniform color.

What colors are actually produced? This can depend on the particular TV monitor being used, and on the exact setting of its controls. The setting

of the tint control will make the biggest difference.

The major effects of plotting white (the assigned color) pixels on a black background are summarized in the following table. N is the number of horizontally contiguous white pixels. X is the X-coordinate(s) of these pixels in terms of "even" and "odd." COLOR is the approximate actual color displayed by these pixels, assuming normal settings on the TV monitor.

N	X	Color
1	even	green
1	odd	blue
2	even-odd	orange
2	odd-even	light blue
3	—	nearly white
4	—	white

## The Table Illustrated

The short program below illustrates artifacts by drawing two series of nearly vertical white lines on a black background. Colored horizontal bands are produced in accordance with the rules in the previous table. No actual white is produced in this example, because there are at most only pairs of horizontally contiguous "white" pixels. Notice in particular that the solid-color bands are created either because all the "even" pixels give a solid green, or all the "odd" pixels give a solid blue.

Lines 199 to 250 can be added to allow the user to easily step the assigned hue through all 16 possibilities, while preserving the 0 luminance setting for the background and the 14 luminance setting for the plotted lines. The background color may be nearly invisible because it is at 0 luminance, but the colors in the horizontal bands will change greatly. Remember that in GRAPHICS 8 the hue associated with the COLOR 1 statement and with the lines that were drawn is the background hue as determined in the SETCOLOR 2,hue,0 statement. Even when we are not seeing the assigned hue because of TV artifacting, changing the assigned hue changes the displayed hues.

Best results are obtained by adjusting TV brightness and contrast to a low or minimum value. TV color may be boosted somewhat, but too much boost blurs the picture. However, the

tint control may be adjusted freely from one extreme to the other to vary the colors. These comments apply generally to any program where TV artifacts are used.

### Program 1: TV Artifacts

```

10 GRAPHICS 8:COLOR 1
20 SETCOLOR 1,0,14:SETCOLOR 2,0,0
30 FOR X=0 TO 318 STEP 4
40 PLOT X,0:DRAWTO X+1,159:NEXT X
50 FOR X=0 TO 308 STEP 4
60 PLOT X,0:DRAWTO X+9,159:NEXT X
199 REM *** CHANGE HUE ***
200 H=0:OPEN #1,4,0,"K:"
210 ? :? "ASSIGNED HUE IS NOW ";H
220 ? "HIT H KEY TO CHANGE HUE"
230 GET #1,X:IF X<>72 THEN 230
240 H=H+1:IF H=16 THEN H=0
250 SETCOLOR 2,H,0:GOTO 210

```

TV artifacts are really a failure of resolution, but a very interesting failure. And the colors produced can add dazzle to graphics art programs. Although these false colors may at times be annoying, and although the failure in horizontal resolution is certainly an annoyance, TV artifacts compensate considerably for the fact that only two intensities of a single color are officially available in GRAPHICS 8.

### Moiré Patterns

Program 2 is a graphics art program which relies on artifacts for its beauty. It also makes use of a technique for creating enhanced moiré patterns.

You are probably already familiar with the simple type of moiré pattern produced by a program like the following:

### Program 2: Simple Moiré

```

10 GRAPHICS 24
20 SETCOLOR 1,0,14:SETCOLOR 2,0,0
30 FOR X=0 TO 318 STEP 3
40 COLOR 1:PLOT 159,0:DRAWTO X,191
60 NEXT X
70 GOTO 70

```

To see a somewhat different moiré pattern with a more uniform distribution of light and enhanced contrasts in the details, add the following line and run the program again:

```
50 COLOR 0:PLOT 159,0:DRAWTO X+1,191
```

This program step draws a black line which cancels out half (or more) of the "white" pixels which were plotted in the previous step, line 40. This basic idea is varied and elaborated in Program 3: Pyramid.

Program 3 is designed so that slow typists (like myself) will not have to type in the whole thing just to see what it does. The first half of the program (lines 100 through 470) is almost entirely for the purpose of letting the user control the

parameters of the pattern in order to see better how the various effects are achieved. To eliminate some typing, replace the first half of the program with the single line: 100 GRAPHICS 24. Then begin typing at line 500.

The program is essentially self-explanatory, but it might be worthwhile to point out a few things. Lines 500 to 540 select a set of random parameters for the pattern that is about to be drawn. WHITE and BLACK are associated with the subroutine for drawing a set of vertical lines at line 1000 in the program. They are dual purpose variables: if equal to 0 or 1, then a set of "even" or "odd" lines will be drawn, but if greater than 1 the subroutine will not be called. So, the probability is .25 that WHITE will call the subroutine, since it is a random integer ranging from 0 to 7. The same applies to BLACK.

WHITE lays down a colored background for the pattern, but has a slightly different effect if the old pattern has not been wiped out by line 730. BLACK erases all colors in the pattern except for black and another color, just before the program recycles to select a new set of random parameters.

Line 535 works in conjunction with line 740 to insure that the new values of MODE, APEX, and SPACE are not exactly the same as the old values.

Line 550 prevents the attract mode from setting in as long as the program continues to recycle through new variations.

Except for the user option to hold a pattern indefinitely (lines 450 and 720), there are no forced time delays. It takes about a minute for the program to make one cycle, which should be more than enough time to observe a variation of the pattern. If you wish to freeze a particular pattern, program execution may be stopped and restarted by hitting CTRL 1.

Finally, although the program isn't especially fast, I think you will find that many of its variations are as spectacular as anything you have yet seen on your Atari.

### Program 3: Pyramid

```

100 GRAPHICS 0:POSITION 9,2:? "*** T
HE PYRAMID ***"
112 ? "ADJUST TV CONTRAST AND"
113 ? "BRIGHTNESS TO MINIMUM.":?
114 ? "ADJUST TV COLOR AND TINT"
115 ? "TO SUIT INDIVIDUAL TASTE.":?
120 ? "YOUR CHOICE:"
130 ? " (0) RANDOM PARAMETERS"
140 ? " (1) USER CONTROLLED PARAMETERS"
150 INPUT CHOICE:IF CHOICE=0 THEN GR
APHICS 24:GOTO 500
160 IF CHOICE<>1 THEN 150

```



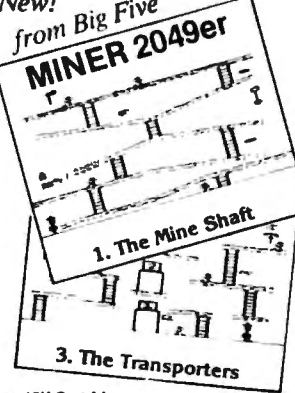
# ATARI ATARI ATARI ATARI

```

170 ? :? "DRAW BACKGROUND OF VERTICAL LINES?"
180 ? " (0) EVEN LINES"
190 ? " (1) ODD LINES"
200 ? " (2) NO BACKGROUND"
210 INPUT WHITE:IF WHITE=2 THEN 230
220 IF WHITE<>0 AND WHITE<>1 THEN 210
230 ? :? "DRAW PYRAMID IN MODE"
240 ? " (0) FROM THE CENTER OUTWARD"
250 ? " (1) FROM LEFT TO RIGHT"
260 INPUT MODE
270 IF MODE<>0 AND MODE<>1 THEN 260
280 ? :? "FOR APEX OF PYRAMID USE"
290 ? " (0) ONE POINT"
300 ? " (1) TWO POINTS"
310 INPUT APEX
320 IF APEX<>0 AND APEX<>1 THEN 310
330 ? :? "SPACING OF RAYS FROM APEX?"
340 ? "(USUALLY AN INTEGER: 2 TO 6)"
350 INPUT SPACE:IF SPACE<1 THEN 350
360 ? :? "DRAW BLACK VERTICAL LINES?"
370 ? " (0) EVEN LINES"
380 ? " (1) ODD LINES"
390 ? " (2) NO LINES"
400 INPUT BLACK:IF BLACK=2 THEN 420
410 IF BLACK<>0 AND BLACK<>1 THEN 400
420 ? :? "WHEN FINISHED"
430 ? " (0) GOTO RANDOM PARAMETERS"
440 ? " (1) HOLD THE PATTERN"
450 INPUT HOLD
460 IF HOLD<>0 AND HOLD<>1 THEN 450
470 IF CHOICE=1 THEN GRAPHICS 24:GOT
O 600

498 REM *** RANDOM PARAMETERS***
500 WHITE=INT(RND(0)*8)
510 MODE=INT(RND(0)*2)
520 APEX=INT(RND(0)*2)
530 SPACE=2+INT(RND(0)*5)
535 IF MODE=M AND APEX=A AND SPACE=S
THEN 510
540 BLACK=INT(RND(0)*8)
550 POKE 77,0:REM RESET ATTRACT MODE
598 REM *** PROGRAM EXECUTION ***
600 SETCOLOR 2,0,0:SETCOLOR 1,0,14
620 IF WHITE>1 THEN 640
630 COLOR 1:B=WHITE:GOSUB 1000
640 IF MODE=0 THEN GOSUB 2000
650 IF MODE=1 THEN GOSUB 3000
660 REM *** DRAW TO SIDES ***
670 FOR K=191 TO 1 STEP -SPACE
680 COLOR 1:PLOT 159,APEX:DRAWTO 318
,K:PLOT 159,APEX:DRAWTO 0,K
690 COLOR 0:PLOT 159,0:DRAWTO 318,K-
1:PLOT 159,0:DRAWTO 0,K-1:NEXT K
700 IF BLACK>1 THEN 720
710 COLOR 0:B=BLACK:GOSUB 1000
720 IF HOLD=1 THEN 720
730 IF RND(0)<.2 THEN GRAPHICS 24
740 M=MODE:A=APEX:S=SPACE
750 GOTO 500
999 REM *** SUBROUTINE VERTICAL LINES
1000 FOR K=B TO 319 STEP 2
1010 PLOT K,0:DRAWTO K,191:NEXT K
1020 RETURN
1999 REM *** SUB STARTS FROM CENTER
2000 FOR K=0 TO 158 STEP SPACE
2010 COLOR 1:PLOT 159,0:DRAWTO 159+K
,191:PLOT 159,0:DRAWTO 159-K,191
2020 COLOR 0:PLOT 159,APEX:DRAWTO 15
0+K,191:PLOT 159,APEX:DRAWTO 15
0-K,191
2030 NEXT K:RETURN
2999 REM *** SUB DRAWS LEFT TO RIGHT
3000 FOR K=0 TO 310 STEP SPACE
3010 COLOR 1:PLOT 159,APEX:DRAWTO K,191
3020 COLOR 0:PLOT 159,0:DRAWTO K+1,1
91:NEXT K:RETURN
    
```

INTRODUCING...  
  
 From Royal Software  
 "CAMP ZIP"  
 48K DISK  
**\$49.95**  
 The most user-friendly mail maintenance program available! Here are a few of the outstanding features...  
 • New OS that offers fewer 'crashed-disks'-True random access-Store 500 to 2000 names/addresses per disk  
 • Works on single or double density  
 • Automatic delete of duplicates  
 • Print a disk directory  
 • Official state abbreviations are built-in  
 • Make back-up copies • Merge files  
 • Search files • Sort files  
 • Create sub-files • Print tables/file copy  
 Let "Super Mailer" speed your mail!

New!  
 from Big Five  
**MINER 2049er**  
  
 1. The Mine Shaft  
 3. The Transporters  
 • 16K Cartridge Reg. \$49.95  
 • 10 Screens  
 • Great Graphics  
**\$44.90**

## FREE CATALOG

► WITH ANY ORDER... OR SEND \$1.00 (Refundable with Order)



- ★ OVER 1000 items for your ATARI!  
 Including product descriptions.
- MOSAIC • PERCOM
  - BRODERBUND • APX
  - ROKLAN • ON-LINE
  - DATASOFT • ATARI
  - ADVENTURE INT'L
  - SYNAPSE • VISICALC • Much More

★ We handle only ATARI compatible hardware & software... so we know what works best! **CALL US FIRST!!!**

SEGA  
**ZAXXON**  
 play The Arcade Game at home  
  
 16K Tape—32K Disk  
 • Non-Stop, 3-D Scrolling Action  
 by DataSoft  
 Reg. \$39.95 **\$35.10**

Protect Your Investment  
**DUST COVERS**

- Durable Brown Vinyl
- 410 • 400 • 800 • 810

Please Specify **\$8.95** ea.

★ Top-Ten Games ★

1. <b>Miner 2049er</b> (C-\$44.90)	6. <b>Choplifter</b> (D-\$31.50)
2. <b>Zaxxon</b> (D,T-\$35.10)	7. <b>Galahad &amp; Holy Grail</b> (D-\$29.95)
3. <b>Shamus</b> (D,T-\$31.50)	8. <b>Frogger</b> (D,T-\$31.50)
4. <b>Astro Chase</b> (D,T-\$26.90)	9. <b>Football</b> (D,T-\$28.90)
5. <b>Defender</b> (C-\$39.50)	10. <b>QIX</b> (C-\$39.50)

NOTE: D = Disk T = Tape C = Cartridge

CREDIT CARD ORDERS - • Master Card  
**TOLL FREE 1-800-452-8013** • American Express  
 (ORDERS ONLY - For Information (503)683-6620)  
 Shipping & Handling: UPS or PARCEL POST \$2.00 • Visa  
 UPS Air (48 hr. Delivery!) \$3.90

**COMPUTER PALACE** Formerly Royal Software  
 2160 W. 11th Ave.  
 Eugene, OR 97402  
**(503)683-6620**

# All About The Commodore USR Command

John L. Darling

*Have you wondered how to use BASIC's USR command? This article explores this useful feature with examples for every Commodore computer.*

---

This introduction to the USR function will form a basis for more complex applications. We'll explore passing double precision integers between BASIC and machine language.

Here's how the USR function works. Both the USR and SYS commands are like the BASIC GOSUB command. Instead of transferring control of a BASIC program to a BASIC subroutine, USR and SYS cause control to go to a machine language subroutine.

But unlike the SYS function, the USR function has the additional capability of transferring numbers or information to or from a machine language subroutine.

The USR command format is  $n = \text{USR}(v)$ , where  $n$  is any variable name, and  $v$  is any variable whose value is to be transferred into the machine language subroutine. Upon return to BASIC, the machine language subroutine will place the newly computed value into the variable  $n$ . The transfer of values and information between BASIC and machine language is accomplished via the floating-point accumulator (FAC). The FAC is five consecutive bytes in memory that are used for storing floating-point numbers (numbers which can have decimal points in them). Address information for the machine language subroutine is specified in locations 1 and 2 (785 and 786 in the Commodore 64), and is stored in standard LBHB (Low Byte, High Byte) format.

For example, the command  $nv = \text{USR}(ov)$  in a BASIC program would first transfer the value of  $ov$  to the FAC. Then the program branches to the machine language subroutine whose starting address is stored in locations 1 and 2 (785 and 786 in

the 64). Before leaving the machine language subroutine, the programmer stores the newly computed value in the FAC, and issues an RTS command (ReTurn from Subroutine). Upon reentering BASIC, the value in the FAC is held by the variable  $nv$ , and the BASIC program continues from where it left off.

The only thing preventing you from taking full advantage of the USR function is the conversion of the floating point data in the FAC. The number must first be in a format your machine language program can use, and then the computed value must be reformatted back into the FAC for the return trip to your BASIC program. The secret lies in knowing the location of two important subroutines in the ROM code. One of these subroutines converts the contents of the FAC into a double precision integer stored at \$61 and \$62 on the PET, or \$64 and \$65 on the VIC and 64. The second subroutine converts the double precision integer in the A and Y registers to a floating point number in the FAC.

## Helpful Subroutines

These two subroutines are easy to use. *Note:* These examples are for PET Upgrade BASIC. Refer to the table reference for the appropriate locations on your computer.

```
1. Convert the FAC to a double precision integer.
JSR $DBA7 ;CONVERT FAC TO AN INTEGER IN
          $61 AND $62
LDA $61  ;MSB OF INTEGER
LDY $62  ;LSB OF INTEGER
```

The A and Y registers contain the converted integer value of T in the BASIC equation,  $S = \text{USR}(T)$ . It can be saved and used by your machine language program when needed.

When you need to transfer a value from the machine language program back to BASIC, the

# VIC-20\*

## SOFTWARE SPECIALS



# CBM-64\*

### NEW! CARTRIDGE GAMES FROM TRONIX

**SCORPION ..... \$29.95**

Full 4-way scrolling, fast action predator game where it's you against killer frogs, slimy worms, stalker flies, dragons and hatcher pods. With 32 levels of play.

**GOLD FEVER .. \$29.95**

Explore a deadly mine searching for valuable gold deposits. Avoid roaming mine carts, rolling boulders and a crazy claim jumper! With 9 levels of play.

**DEADLY SKIES  
..... \$29.95**

Frenetic, fast paced, action-packed game where you are the Rebel fighter attacking the hostile military base. Avoid S.A.M.'s, smart bombs and deadly radioactive clouds! Over 10 levels of play.

**NEW!** for your CBM-64  
**GRAFDOS ..... \$39.95**

Disk operating system for your CBM-64 with many new Apple-Like commands! Includes Mini-Mon and extended basic graphic commands.

### CBM-64 & VIC-20 MINI-MONITOR

All machine code monitor which will disassemble code, do text dump, move memory, hex to decimal and decimal to hex conversion as well as a mini-assembler!

VIC-20 version requires 8K expansion.

Cassette ..... \$15.95  
Disk ..... \$19.95

### NEW LOW, LOW PRICES! CREATIVE SOFTWARE GAMES

CHOPLIFTER ..... \$31.50  
SERPENTINE ..... \$31.50  
APPLE PANIC ..... \$31.50  
ASTROBLITZ ..... \$31.50  
TRASHMAN ..... \$31.50

## Stellar Triumph

Great new all machine code game for your CBM-64. Two player game with many variations. Exciting hires color graphics and spectacular sound effects. Prepare yourself into an all-out space battle!

From H.A.L. Labs ... tape or disk ..... \$24.95

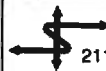
## New Dust Covers

Water resistant / Durable - Attractive brown canvas

For computer ..... \$7.95 For disk drive ..... \$7.95  
Old style datasette ..... \$5.95 New style datasette ... \$5.95

## BOOKS

VIC-20 USERS GUIDE ..... \$11.95  
KIDS & THE VIC ..... \$14.95



### INTERESTING SOFTWARE

21101 S. Harvard Blvd., Torrance, CA 90501  
(213) 328-9422

Visa/MC/Check/Money Order Add \$2.00 Postage & Handling  
CA residents add appropriate sales tax Dealer Inquiries Invited

\*VIC-20 & CBM-64 is a trademark of Commodore Business Machines

# HARD WORKING APPLICATIONS SOFTWARE FOR VIC-20 and COMMODORE-64

**OMNICOMM** intelligent telecommunications program. Use your VIC or C-64 as a smart terminal. Capture text for storage or tape or disk or send it to your printer. Send pre-saved text files from tape or disk to other computers. VIC version only \$34.95, 64 version \$39.95.

**OMNIFILE** file manager. Our popular versatile data file manager for the VIC-20 is now available on the C-64. Use for inventories, collections, mailing lists, and a variety of other information handling applications. VIC version only \$15.95, 64 version \$19.95.

**DRILLMASTER** quiz and drill system, complete with state capitals and vocabulary quizzes, only \$13.95 for the VIC, \$17.95 for the 64.

**OMNITEST** educational system. Combines OMNIFILE and DRILLMASTER in one package to allow you to create your own quizzes and drills on any subject, at any level, VIC version only \$24.95, 64 version \$29.95.

The above programs are available on tape or disk, VIC versions require a minimum of 8K expansion memory, 16K recommended for OMNICOMM

Also available . . . **OMNIDEX** tape file manager. Index your tape files and locate them by fast forward search. Very handy. Only \$12.95 for standard VIC.

See your dealer or order direct from  
**Software To Go**

1948 Oak Ridge Turnpike  
Oak Ridge, TN 37830  
615-482-9592

Add \$1.50 shipping and handling per direct order.  
Visa and Mastercard accepted. Dealer inquiries invited.



double precision integer must be placed in the FAC in the proper format. The following code will accomplish this nicely.

2. Convert a double precision integer in A, Y to FAC.

```
LDA $... ;MSB OF INTEGER
LDY $... ;LSB OF INTEGER
JSR $D26D ;CONVERT INTEGER IN A,Y TO FAC
RTS ;RETURN TO BASIC
```

In the equation,  $S = \text{USR}(T)$ , S will contain the converted value provided by the machine language program. These two ROM subroutines should be sufficient for most user applications.

To illustrate the use of these subroutines, let's use the USR function to simulate the PEEK instruction. This allows us to evaluate the subroutines by comparing the test results with the results of a known instruction. The particular example chosen is useful only as a learning tool.

## Simulated PEEK

If you wish to try the example on your computer, use the following procedure:

**For PET/CBM with Upgrade or 4.0 BASIC:**

1. Access the Monitor by SYS 1024.
2. Display the proper block of memory by typing .M 033C 0352.
3. Type in the code from Program 1 or 2 as appropriate for your PET. Do a monitor save on it by typing .S"@0:USR.M",08,033C,0352 for disk or .S"@0:USR.M",01,033C,0352 for tape.
4. Enter the BASIC Program 5 and SAVE it as USR.B.
5. RUN the BASIC program.

The only reason for saving these programs is to avoid reentering the data in case of an unrecoverable crash due to a typing error.

If it is necessary to load the programs again, always load the machine language program first, and then the BASIC program. Otherwise, the BASIC address pointers will be incorrect and your program will not run properly.

**For the VIC-20 and Commodore 64:**

1. Type in Program 3 or 4 as appropriate, then add the lines from Program 5 (64 owners note line 120). The numbers in the DATA statements comprise a machine language program and *must* be typed in correctly.
2. Before RUNning the program, SAVE it to tape or disk.
3. RUN the program.

If you are curious about what the machine language does, here is a disassembly of the Upgrade BASIC version.

```
$033C 20 A7 DB START JSR $DBA7 ;FACTO INTEGER
;IN $61, $62
$033F A5 61 LDA $61 ;T-MSB
$0341 85 FC STA $FC ;TEMP SAVE MSB
$0343 A5 62 LDA $62 ;T-LSB
$0345 85 FB STA $FB ;TEMP SAVE LSB
$0347 A0 00 LDY #$00 ;INDIR INDEX
$0349 B1 FB LDA ($FB),Y ;DATA AT $FB,FC
;ADDR
$034B A8 TAY ;S-LSB
$034C A9 00 LDA #$00 ;S-MSB=0
$034E 20 6D D2 JSR $D26D ;CONVERT A,Y
;TO FAC
$0351 60 RTS ;RETURN TO
;BASIC
$0352 .END
```

## Making USR Work

Now let's look at all seven steps that are necessary to make the USR function work. These steps, as used in the example, will be explained in detail for the Upgrade BASIC version. Again, you can refer to the table for the appropriate locations on your particular computer.

- STEP 1: POKE the USR Jump Address in Locations 1 and 2.

The first step is to put the machine language start address in locations \$01 and \$02. The least significant address byte (LSB) is stored in location 1, and the most significant address byte (MSB) is stored in location 2. In the example, the machine language start address is located at \$033C. Therefore, locations \$00 through \$02 should contain the following 6502 code:

ADDR.	CODE	MNEMONIC
\$0000	4C 3C 03	JMP \$033C

In BASIC, address values must be stated in decimal. The conversion for the LSB address byte \$3C is  $3 \times 16 + 12 = 60$  and the MSB address byte \$03 is  $0 \times 16 + 3 = 3$ , providing the POKEd values in line 110. It is not necessary to POKE location 0 (\$310 on the 64) as it was initialized to the proper value when power was applied.

- STEP 2: Determine T in  $S = \text{USR}(T)$ .

In your BASIC program, establish a value for T in the equation  $S = \text{USR}(T)$ . To use the ROM subroutines provided in this article, T must be an integer with a value between 0 and 65535. This is the full range of 2-byte integers and in hex is equivalent to \$0000 through \$FFFF. In the example, lines 130 - 150 are used to input and test an integer number between 0 and 65535.

- STEP 3: Execute  $S = \text{USR}(T)$ .

When  $S = \text{USR}(T)$  is executed, it is equivalent to SYS(828). In both cases, control is transferred from BASIC to your machine language program. The USR function differs from the SYS command in that the FAC can be used to pass real data to and from the machine language program. Note that  $828 = \text{Loc } 1 + 256 \times \text{Loc } 2$  ( $828 = 60 + 3 \times 256$ ).

★★★★★★★★★★★★★★  
**\$\$\$ SAVE TIME & MONEY \$\$\$**  
 ★★★★★★★★★★★★★★★  
**HANNA ENTERPRISES**

1303 COLUMBIA suite 207  
 RICHARDSON, TEXAS 75081

★★★★★★★★★★★★★★  
 ★★★★★★★★★★★★★★★  
**TO ORDER CALL (214)  
 231-2645**

MasterCard & Visa accepted

F.O.B. Dallas, Tx.  
 9:30 a.m. - 6:00 p.m.

★★★★★★★★★★★★★★  
 ★★★★★★★★★★★★★★★

**COMMODORE  
 COMPUTERS**

NEW

B-500 (128) K-RAM	<b>\$795.00</b>
P-500 (128) K-RAM	<b>\$656.00</b>
8032 with monitor	<b>\$1004.64</b>
Commodore "64"	<b>\$369.96</b>

**COMMODORE  
 DISK DRIVE**

8250 Dual Drive 2 mg	<b>\$1476.95</b>
8050 Dual Drive 1 mg	<b>\$1256.50</b>
1541 170k	<b>\$317.95</b>
for Commodore 64	
1530 DATASETTE	<b>\$63.00</b>
VIC 20 & COMMODORE 64	

**COMMODORE  
 PRINTERS**

8300P daisy wheel	<b>\$1436.40</b>
8023 dot matrix printer	<b>\$572.40</b>
1525 VIC or COM. 64	<b>\$317.95</b>

**CABLES**

IEEE-IEEE	<b>\$42.95</b>
PET-IEEE	<b>\$34.95</b>

**COMMODORE  
 COLOR MONITORS**

Model 1701	<b>\$239.95</b>
------------	-----------------

★★★★★★★★★★★★★★

**VIC 20<sup>®</sup>**  
 COMMODORE



**KONGO KONG \$19.95**  
 Climb ladders; avoid barrels the crazy ape is rolling at you. Rescue the damsel. Partially machine code for smooth, fast action. Keyboard or joystick.

**LUDWIG'S LEMON LASERS \$14.95**  
 You'd never think blasting lemons out of the sky could be so much fun! Fast machine code action. One or two players. Written by the demented doctor who gave us "Hospital Adventure". VIC 20 only.

**METAMORPHOSIS \$19.95**  
 You stumbled into the nest of the Cyglorx and find yourself fighting off robot tanks guarding the Cyglorx eggs. You think you have everything under control and then the eggs start hatching. Commodore 64 version has 4 screens.



**ADVENTURES**

The best adventures at the best prices! Controlled from the keyboard.

**GRAVE ROBBERS \$14.95**  
 Introducing the first GRAPHIC ADVENTURE ever available on the VIC-20! Explore an old deserted graveyard. Actually see the perils that lie beyond.

**ADVENTURE PACK I (3 Programs) \$19.95**  
**MOON BASE ALPHA**—Destroy the meteor that is racing towards your base.  
**COMPUTER ADVENTURE**—Re-live the excitement of getting your first adventure.  
**BIG BAD WOLF**—Don't let the wolf gobble you up.

**ADVENTURE PACK II (3 Programs) \$19.95**  
**AFRICAN ESCAPE**—Find your way off the continent after surviving a plane crash.  
**HOSPITAL ADVENTURE**—Written by a medical doctor. Don't check into this hospital!  
**BOMB THREAT**—Got back to town in time to warn the bomb squad of the bomb.

**COMMODORE  
 64<sup>®</sup>**



**ANNIHILATOR \$19.95**  
 Protect your planet against hostile aliens in this defender-like game. All machine code for fast arcade action. Joystick required.

**TREK \$14.95**  
 Commanding the bridge of your starship, you explore the galaxy, fending off the Klingon invasion with your phasers and photon torpedoes, at the same time conserving your limited time and energy.  
**Check your local dealer.**

Send for free catalog  
 All programs fit in the standard VIC memory, and come on tape or disk.  
 Ordering—Please add \$1.50 postage & handling per order. PA residents add 6% sales tax. Credit card users—include number and expiration date.

**VICTORY SOFTWARE CORP.**  
 7 VALLEY BROOK ROAD  
 PAOLI, PA 19301  
 (215) 296-3787

PROGRAMS FOR THE COMMODORE 64 AND VIC 20

**THE COMPLETE  
 VIC\***

VIC, VIC-20 & 64 are trademarks of Commodore Business Machines

**AT LAST: A Definitive Resource Directory for the VIC-20\* Computer.** Find out what's available for the VIC-20\*, where to find it, what it costs, and what other VIC owners think of it!!

**THE COMPLETE VIC\***

**INCLUDES:**

- Descriptive listing of over 800 products and programs.
- Independent program/product reviews.
- Cross-referenced by name and manufacturer.
- Unbound and pre-punched for standard 3-ring binder.
- Reader forum for reviews/comments/etc.
- Twice yearly updates.
- Names, addresses, and phone numbers of VIC-20\* vendors and mail order houses carrying VIC-20\* products.

In the Spring Update:  
 Bibliography of VIC-20\* magazine articles and book and a functional cross-reference.

**COMING SOON: THE COMPLETE 64\***  
 The Complete VIC is available for \$13.50 + \$1.50 P/H. An attractive vinyl-covered, 3-ring binder is available for \$5.00. (Postpaid with The Complete VIC\*; NOT sold separately.) CA residents add 6% sales tax. Send check or money order to:

**MACRO DYNAMICS**  
 8950 Villa La Jolla Dr., Ste. 1200  
 La Jolla, CA 92037 **ALLOW 4 WEEKS FOR DELIVERY**

**COMPU SENSE!**

**"CARD/?"  
 (CARD/PRINT)**

**UNIVERSAL CENTRONICS  
 PARALLEL PRINTER  
 INTERFACE FOR THE VIC-20<sup>®</sup>**

Now you can use your VIC-20<sup>®</sup> with an EPSON MX-80 printer, or an OKI-DATA printer, or a TANDY printer, or just about anybody's printer. And you don't have to give up the use of your user port (MODEM), or change to special printer commands, or load any special software driver programs to do it.

- Outputs standard ASCII codes to the printer.
- Plugs in the VIC-20<sup>®</sup> printer serial i/o port.
- Understands all standard VIC-20<sup>®</sup> print commands.
- No modification to your VIC-20<sup>®</sup>.
- No special programs required.
- Includes all necessary cables to hook up a standard printer using centronics parallel input.
- **MADE IN THE U.S.A.**

The "CARD/?" is a product of CARDCO, Inc.  
**\$79.95**

**TO ORDER:**  
 P. O. BOX 18765  
 WICHITA, KS 67218  
 (316) 263-1095

Personal checks accepted  
 (Allow 3 weeks) or  
 C.O.D. (Add \$2.00)  
 Handling charges \$2.00  
 VIC-20<sup>®</sup> is a registered trademark of Commodore



● **STEP 4: Convert FAC to Positive Integer.**

While in your machine language program, convert the value in the FAC to a two-byte integer. The JSR to \$DBA7 at \$033C converts the FAC to a double precision integer whose MSB is located in \$61 and LSB is located in \$62.

● **STEP 5: Execute ML Program.**

In the example, the instructions located from \$033F - \$034A are used to get the value that we wish to pass to BASIC.

● **STEP 6: Convert Positive Integer to FAC and Exit.**

The instructions in \$034B through \$0351 put the integer value in the "A" and "Y" registers. Since the simulated PEEK value is really only a single precision integer, the MSB is set to zero. The JSR to \$D26D will convert the values in the A and Y registers to floating point and place them in the FAC. Finally, the RTS will return control to BASIC.

● **STEP 7: Verify S in S =USR(T).**

The real variable S, in the equation  $S = USR(T)$ , will now be assigned the value placed in the FAC by your machine language program. Lines 170 and 180 in Program 5 display both the value of S and the actual PEEK value to verify that the simulation is correct.

That's all there is to it. When you break it down, step by step, it's not that difficult. Perhaps the USR function will now find a place in your programming arsenal.

**Floating Accumulator Locations For PET/CBM, VIC, And 64**

Computer	Loc. of FAC to Integer Routine	Result Left in Location	Loc. of Integer to FAC Routine	USR Vector Location
VIC	\$DC9B	\$64,\$65	\$D391	\$01,\$02
64	\$BC9B	\$64,\$65	\$B391	\$311,\$312
Upgrade PET	\$DBA7	\$61,\$62	\$D26D	\$01,\$02
4.0PET	\$CDD1	\$61,\$62	\$C4BC	\$01,\$02

**Program 1: PET Upgrade BASIC Version**

```
033C 20 A7 DB A5 61 85 FC A5
0344 62 85 FB A0 00 B1 FB A8
034C A9 00 20 6D D2 60 00 FF
```

**Program 2: PET 4.0 BASIC Version**

```
033C 20 D1 CD A5 61 85 FC A5
0344 62 85 FB A0 00 B1 FB A8
034C A9 00 20 BC C4 60 00 FF
```

**Program 3: VIC-20 Version**

```
10 FOR A=828 TO 849:READ D:POKE A,D:NEXT
20 DATA 32,155,220,165,100,133,252,165
30 DATA 101,133,251,160,0,177,251,168
40 DATA 169,0,32,145,211,96
```

# An Explanation Of LBHB

The Low Byte, High Byte (LBHB) data storage format is a method many microcomputers use to store large numbers. Because a byte can hold a number no larger than 255, two or more consecutive bytes are needed to represent numbers larger than 255. The LBHB format involves a method in which numbers are broken down, then stored in memory with the least significant byte (LSB) first, followed by the most significant byte (MSB).

A number between 256 and 65535 is stored in RAM memory using two consecutive bytes. The *second* byte (the most significant byte) is derived by dividing the original number by 256, and then storing the *integer* (no fractions) value into the MSB. The remainder of this division is then stored in the first or *least significant* byte. Thus you use the following formula for reading LBHB numbers in memory:

$$\text{number} = \text{LSB} + (\text{MSB} * 256)$$

For example, let's say that you wanted to USR to address 828 (the cassette buffer in most Commodore machines). You would need to put 828 into addresses 1 and 2 and it would have to be in this LBHB format.

Here's how it's done:

- 1) Divide 828 by 256 and store the resulting integer byte 2.

$$828 / 256 = \text{integer } 3$$

- 2) Store the remainder of this division in byte one:

$$828 - (256 * 3) = 60$$

**The Two Methods**

To automatically store numbers into and read numbers from memory using the LBHB format, use these two formulas:

To read a LBHB number, where N= number:

$$N = \text{byte } 1 + (256 * \text{byte } 2)$$

To store a LBHB number, where N= number to be stored:

$$NN = \text{INT}(N / 256); \text{POKE byte } 1, N - (NN * 256); \text{POKE byte } 2, NN$$

**BEGINNING PROGRAMMERS**

If you're new to computing, please read "How To Type COMPUTE!'s Programs" and "A Beginner's Guide To Typing In Programs."

### Program 4: Commodore 64 Version

```
10 FOR A=828 TO 849:READ D:POKE A,D:NEXT
20 DATA 32,155,188,165,100,133,252,165
30 DATA 101,133,251,160,0,177,251,168
40 DATA 169,0,32,145,179,96
```

### Program 5: USR Demonstration

```
100 REM SAVE BEFORE RUNNING
110 POKE 1,60:POKE 2,3:REM JMP $033C
120 REM FOR C-64, USE POKE 785,60:POKE 786
,3
130 PRINT "SIMULATED PEEK":PRINT
140 PRINT "INPUT AN ADDRESS BETWEEN 0 AND ~
65535"
150 INPUT T:IF T<0 OR T>65535 OR INT(T)<>T
THEN 140
160 S=USR(T):REM SYS 828 ($003C)
170 PRINT S=" PEEK("T")",PEEK(T):PRINT
180 GOTO 140
```

©

**COMPUTE!**  
The Resource.



Now...

## 64 supports 64!

Expand the Graphics capability of your COMMODORE-64.

**SPRITE-64** is a new graphics utility which supports **64 Sprites** on the screen **AT THE SAME TIME!**

**SPRITE-64** includes a **Basic Support Package:**

- Adds **SPRITE** command to Basic. **NO PEEKS OR POKES.**
- Joystick and Paddle support.
- Great for Games!

**SPRITE-64** is written in high-speed assembly language for maximum efficiency.

**SPECIAL Introductory Price:**

**SPRITE-64** graphics utility

Price: \$49.95

Order Now: \$34.95 until August 1, 1983

Specify **TAPE** or **DISK**. Send Check or Money Order to:

**Crosstech**  
graphics

2133 N. Fremont • Chicago, IL 60614 • (312)871-3555

Illinois Residents: Add 5% sales tax

COMMODORE-64 is a registered trademark of COMMODORE,INC.

PUT SOME MUSCLE  
IN YOUR  
**VIC 20**

**16K RAM EXPANSION**  
**59.90**

**8K RAM EXPANSION**  
**39.90**

**24K COMBO 89.90**

- DIRECT FROM MANUFACTURER
- HIGH QUALITY
- LOW POWER
- 6 MONTH WARRANTY

**CENTURY**<sup>®</sup>  
**MICRO**

7881 La Riviera Drive, Suite 131  
Sacramento, CA 95826  
(916) 920-3656

C.O.D. Orders Welcome

Add \$2 for shipping & handling.  
California residents add 6% sales tax.

Checks/Money Orders OK.

(Allow 3 weeks for checks.)

Write for free VIC & 64 catalog.

DEALER INQUIRIES WELCOME

**ADVENTURIST!**

**WIN**  
**\$5,000.!**

**PLAYING OUR "SUPER  
PRO" ADVENTURE,  
"NEFARIOUS CASTLE"**

ON DISC FOR C-64  
WRITE FOR RULES !

OTHER ADVENTURES AVAIL

ON DISK OR CASSETTE

FOR C-64 \$17.95 EA.

TRABIC (MAGIC)

U-SEA ADVENTURE

CASTLE KEEP (MEDIÉVAL)

ASTEROID MINER

MASTER THIEF (MODERN)

PLUS: LSQ .MSQ - X RATED

QUIZ FOR PARTIES - FUN

**ON SLOW COMTEK**

P.O. DRAWER 700

JACKSONVILLE, NC 28540

(919) 347-4000

**COMPU SENSE!**

**CARDBOARD 6**

**\$87.95**

An expansion interface for the VIC-20. Allows expansion to 40K or accepts up to six games. May be daisy chained for more versatility.

**CARDBOARD 3**

**\$39.95**

Economy expansion interface for the VIC-20

**CARD "?" CARD/PRINT**

**\$79.95**

Universal Centronics Parallel Printer Interface for the VIC-20 or CBM-64. Use an Epson MX-80 or OKIDATA or TANDY or just about any other.

**CARDETTE**

**\$39.95**

Use any standard cassette player/recorder with your VIC-20 or CBM-64

**LIGHT PEN**

**\$29.95**

A light pen with six good programs to use with your VIC-20 or CBM-64

Prices subject to change.

TO ORDER: P. O. BOX 18765  
WICHITA, KS 67218  
(316) 263-1095

Personal Checks Accepted (Allow 3 Weeks)  
or C.O.D. (Add \$2) Handling Charges \$2.00

# Commodore Programmer's Alarm Clock

Bruce Jaeger

*You'll appreciate this program if you've ever lost track of time while at your computer. It will act as a countdown timer and print "QUIT!" on screen and sound a bell when the time comes to stop. For VIC, 64, and PET/CBMs.*

Have you ever sat down at your computer after dinner to "just touch up that program a bit," only to find again that you've lost all notion of time and you've just missed the first half of that movie you've waited for all week? Or you're supposed to pick someone up at 6:00, and by the time you look up from the screen it's 7:30? Me too!

That's why "Programmer's Alarm Clock" came about. When you first sit down at your desk, load and run the program. It will ask you for the alarm time, and for the current time of day.

That's all. You can run games, develop programs, write computer articles, whatever. But when the alarm time comes, the word "QUIT!" comes up on the screen and there's a healthy beep from the CB2 speaker.

Programmer's Alarm is a machine language routine located in the second cassette buffer, and is accessed 60 times a second by the interrupt routine that updates TI\$ and does other house-keeping chores. The program merely compares the previously stored alarm time with the time-of-day, and lets you know when they match.

The program as written is for the PET/CBM Upgrade ROM set, 4.0 ROMs, 64, and VIC.

## Program 1: Alarm Clock – Upgrade BASIC PET Version

```
160 REM *** "ALARM FOR 3.0 PETS"  
    ***  
170 GOSUB280 :{3 SPACES}REM LOAD MACHINE  
    LANGUAGE  
180 T=141 :{6 SPACES}REM TIMER LOCATION,  
    3.0 ROMS  
190 PRINT"{CLR}SET ALARM TIME"  
200 PRINT"{DOWN}{ HMMSS }"  
210 INPUT "{DOWN}{2 SPACES}000000  
    {8 LEFT}";TI$  
220 H=PEEK(T):L=PEEK(T+1)  
230 POKE 1022,H:POKE1023,L  
240 PRINT"{DOWN}INPUT TIME OF DAY."  
250 PRINT"{DOWN}{ HMMSS }"  
260 INPUT "{DOWN}{2 SPACES}000000  
    {8 LEFT}";TI$  
270 PRINT"{CLR}":SYS826:END  
280 FORX9=0TO 115 :READX8:POKE826+X9,X8:  
    NEXTX9:RETURN  
290 DATA 120,165,144,141,172,3,165,145,1  
    41,173,3,169,79,133,144,169,3  
300 DATA 133,145,88,96,165,141,205,254,3  
    ,208,83,165,142,205,255,3,208  
310 DATA 76,169,145,141,35,128,169,149,1  
    41,36,128,169,137,141,37,128,169  
320 DATA 148,141,38,128,169,161,141,39,1  
    28,169,16,141,75,232,169,15,141  
330 DATA 74,232,169,150,141,72,232,160,2  
    55,162,255,136,240,6,202,208,253  
340 DATA 76,135,3,169,0,141,75,232,141,7  
    2,232,141,46,230,120,173,172  
350 DATA 3,133,144,173,173,3,133,145,88,  
    76,46,230,46,230
```

UNDERLINE = SHIFT,  
[ ] = COMMODORE KEY,  
{ } = SPECIAL.

REFER TO LISTING CONVENTIONS

## Program 2: Alarm Clock – 4.0 PET Version

```
160 REM ** ALARM FOR 4.0 PETS **  
170 GOSUB280 :{3 SPACES}REM LOAD MACHINE  
    LANGUAGE  
180 T=141 :{6 SPACES}REM TIMER LOCATION,  
    4.0 ROMS  
190 PRINT"{CLR}SET ALARM TIME"
```

## Notes For Commodore Alarm Clock

Since Commodore provides a realtime clock in all of its computers, the versions presented here differ only in the location of the machine language routine and the location of the interrupt request vectors which continually check the internal clock. Since the internal clock is affected by using the cassette, the VIC and 64 versions of this program will give unpredictable results if you use the cassette unit. Disk operation and TOOLKIT seem unaffected.

Also, if the alarm time is set for after 12:00 and you set the time of day to a point before 12:00, then you must use military time (1300 for one o'clock, etc.). Otherwise, the two times will not match, and the alarm will not sound.

This program is a good one to study if you are interested in learning about simple machine language and interrupt-driven routines. Since the program is so short, it is fairly simple to understand and adapt for use in other programs.



```

200 PRINT"{DOWN}({ HMMSS )"
210 INPUT "{DOWN}{2 SPACES}000000
    {8 LEFT}";TI$
220 H=PEEK(T);L=PEEK(T+1)
230 POKE 1022,H;POKE1023,L
240 PRINT"{DOWN}INPUT TIME OF DAY."
250 PRINT"{DOWN}({ HMMSS )"
260 INPUT "{DOWN}{2 SPACES}000000
    {8 LEFT}";TI$
270 PRINT"{CLR}":SYS826:END
280 FORX9=0TO 115 :READX8:POKE826+X9,X8:
    NEXTX9:RETURN
290 DATA 120,165,144,141,172,3,165,145,1
    41,173,3,169,79,133,144,169,3
300 DATA 133,145,88,96,165,141,205,254,3
    ,208,83,165,142,205,255,3,208
310 DATA 76,169,145,141,35,128,169,149,1
    41,36,128,169,137,141,37,128,169
320 DATA 148,141,38,128,169,161,141,39,1
    28,169,16,141,75,232,169,15,141
330 DATA 74,232,169,150,141,72,232,160,2
    55,162,255,136,240,6,202,208,253
340 DATA 76,135,3,169,0,141,75,232,141,7
    2,232,141,46,230,120,173,172
350 DATA 3,133,144,173,173,3,133,145,88,
    76,85,228,85,228

```

UNDERLINE = SHIFT,  
 [ ] = COMMODORE KEY,  
 { } = SPECIAL.

REFER TO LISTING CONVENTIONS

### Program 3: Alarm Clock – VIC Version

```

80 REM ** ALARM CLOCK FOR VIC **
90 GOSUB195
100 PRINT"{CLR}SET ALARM TIME"
110 PRINT"{DOWN}({ HMMSS )"
120 INPUT"{DOWN}{2 SPACES}000000{8 LEFT}
    ";TI$
130 POKE953,PEEK(160)
140 POKE954,PEEK(161)
150 PRINT"{DOWN}INPUT TIME OF DAY"
160 PRINT"{DOWN}({ HMMSS )"
170 INPUT"{DOWN}{2 SPACES}000000{8 LEFT}
    ";TI$
180 PRINT"{CLR}":SYS826:END
195 FORG=826TO953:READE:POKEG,E:NEXT:RET
    URN
200 DATA 120, 173, 20, 3, 141, 183, 3, 1
    73
210 DATA 21, 3, 141, 184, 3, 169, 83, 14
    1
220 DATA 20, 3, 169, 3, 141, 21, 3, 88
230 DATA 96, 173, 160, 0, 205, 185, 3, 2
    08
240 DATA 89, 173, 161, 0, 205, 186, 3, 2
    08
250 DATA 81, 169, 145, 141, 17, 30, 169,
    149
260 DATA 141, 18, 30, 169, 137, 141, 19,
    30
270 DATA 169, 148, 141, 20, 30, 169, 161
    , 141
280 DATA 21, 30, 169, 15, 141, 14, 144,
    169
290 DATA 139, 141, 10, 144, 166, 255, 16
    4, 255
300 DATA 136, 208, 253, 202, 208, 248, 1
    69, 0

```

**B. Dalton** The Source for Computer Books



### START WITH BASIC ON THE COMMODORE VIC-20

Don Monro  
\$10.95 paperback

An entertaining introductory guide to programming using all the graphic functions of the VIC-20. Step-by-step instructions, exercises.

**KIDS & THE VIC**  
Edward H. Carlson  
\$19.95 paperback

A guide to VIC BASIC for children ages 10 to 14. Instructions, exercises, reviews in a format accessible to youngsters.

**ZAP! POW! BOOM!**  
Arcade Games for the VIC-20  
Tim Hartnell and Mark Ramshaw  
\$12.95 paperback

Play arcade games at home and learn to use all the color and sound potential of the VIC-20. Complete programs, plus variations.

**VIC BASIC**  
*A User-Friendly Guide to Graphics, Color, Sound*  
Ramon Zamora, Don Inman,  
Robert Albrecht, & Dymax  
\$14.95 paperback

An easy-to-use practical guide to programming using the color, sound, & graphics capabilities of the VIC-20.

**B. Dalton stocks a complete selection of computer books at 700 stores nationwide. Check your Yellow Pages.**

**People who know books know B. Dalton.**

Name \_\_\_\_\_  
 Address \_\_\_\_\_  
 City \_\_\_\_\_ State \_\_\_\_\_ Zip \_\_\_\_\_  
 Phone \_\_\_\_\_  
 Check/Money Order Enclosed  
 VISA  MasterCard  American Express  
 Card No. \_\_\_\_\_ Exp. Date \_\_\_\_\_  
 Book Title \_\_\_\_\_ Qty. \_\_\_\_\_

Please send \$1.75 for postage and handling.  
Please add appropriate sales tax.

B. Dalton Bookseller  
9340 James Ave. S.  
Minneapolis, MN 55431

310 DATA 141, 14, 144, 120, 173, 183, 3, 141  
 320 DATA 20, 3, 173, 184, 3, 141, 21, 3  
 330 DATA 169, 0, 141, 17, 150, 141, 18, 150  
 340 DATA 141, 19, 150, 141, 20, 150, 141, 21  
 350 DATA 150, 88, 76, 191, 234, 255, 0, 255

UNDERLINE = SHIFT,  
 [ ] = COMMODORE KEY,  
 { } = SPECIAL.  
 REFER TO LISTING CONVENTIONS

### Program 4: Alarm Clock - 64 Version

```

70 REM ** ALARM CLOCK FOR C-64 **
80 S=54272:FORR=STOS+24:POKER,0:NEXT
95 GOSUB195
100 PRINT"{CLR}SET ALARM TIME"
110 PRINT"{DOWN}( HMMSS )"
120 INPUT"{DOWN}[2 SPACES]000000{8 LEFT}";TI$
130 POKE956,PEEK(160)
140 POKE957,PEEK(161)
150 PRINT"{DOWN}INPUT TIME OF DAY"
160 PRINT"{DOWN}( HMMSS )"
170 INPUT"{DOWN}[2 SPACES]000000{8 LEFT}";TI$
180 PRINT"{CLR}":SYS49152:END
195 FORG=49152TO49284:READE:POKEG,E:NEXT
:RETURN
  
```

200 DATA 120, 173, 20, 3, 141, 186, 3, 173, 21, 3, 141  
 210 DATA 187, 3, 169, 25, 141, 20, 3, 169, 192, 141  
 220 DATA 21, 3, 88, 96, 173, 160, 0, 205, 188, 3  
 230 DATA 208, 92, 173, 161, 0, 205, 189, 3, 208, 84  
 240 DATA 169, 145, 141, 17, 4, 169, 149, 141, 18, 4  
 250 DATA 169, 137, 141, 19, 4, 169, 148, 141, 20, 4  
 260 DATA 169, 161, 141, 21, 4, 169, 15, 141, 24, 212  
 270 DATA 169, 9, 141, 5, 212, 169, 6, 141, 6, 212  
 280 DATA 169, 34, 141, 1, 212, 169, 70, 141, 0, 212  
 290 DATA 169, 33, 141, 4, 212, 169, 255, 160, 255, 136  
 300 DATA 208, 253, 202, 208, 248, 169, 0, 141, 24, 212  
 310 DATA 120, 173, 186, 3, 141, 20, 3, 173, 187, 3  
 320 DATA 141, 21, 3, 88, 76, 49, 234, 134, 223, 32  
 330 DATA 223, 0, 223, 32, 223, 32, 223, 32, 223, 0

UNDERLINE = SHIFT,  
 [ ] = COMMODORE KEY,  
 { } = SPECIAL.  
 REFER TO LISTING CONVENTIONS

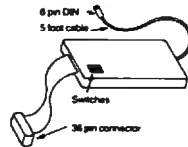
©

# MICRO WORLD ELECTRONIX

## MW-302 VIC-20/64 Parallel Printer Interface

Works with all centronics type parallel printers and plotters including:

Epson  
 C. Itoh  
 Okidata  
 Nec  
 Gemini 10  
 TP-1 Smith Corona



- Hardware driven — works off of the serial port.
- Quality construction (Steel DIN connectors and Shielded cables).
- Switch selectable options:
  - Device 4, 5, 6, or 7
  - ASCII or PET ASCII
  - 7 bit or 8 bit output
- Upper and lower or upper case only

RECOMMENDED BY PROFESSIONAL SOFTWARE for WordPro 3 Plus for the 64.

**MW-302** ..... \$119.95

## THE AUTO CLOCK™

Turn your VIC-20/64 into a real time intelligent controller.

- Switch your VIC-20/64 or other AC devices on and off under software control.
- 256 year clock/calendar.
- 2K CMOS battery backed up RAM.
- Menu driven software.
- Plugs into the buss expansion slot.
- Cartridge style case.
- 19 user accessible subroutines.
- 20 page illustrated manual with detailed programming examples.



**AUTO CLOCK** ..... \$129.95

## VIC-20 / 64 UNIVERSAL INPUT/OUTPUT BOARD

- 16 channel analog to digital converter
- 16 high current discrete outputs
- Eprom socket for custom program
- One digital to analog output
- Includes demo program in basic

**MW-311V for VIC-20** ..... \$185  
**MW-311C for CBM-64** ..... \$225

## 64 TO VIC EXPANSION PORT CONVERTER

- Converts expansion port on CBM-64 to VIC-20 type
- Allows using VIC expansion chassis on the 64
- Adapts erom cartridges to plug into the 64
- Adapts MW-311 to the CBM-64

**MW-321 64 to VIC-20 converter** ..... \$39

\*WordPro 3 Plus is a trademark of Professional Software.

\*Auto Clock and Starlighter are trademarks of PPS.

\*VIC-20 and CBM-64 are trademarks of Commodore Business Machines

## MICRO WORLD ELECTRONIX, INC.

3333 South Wadsworth Blvd., #C105, Lakewood, Colorado 80227, (303) 934-1973 or (303) 987-2671



# STARS

George Trepal

*This short graphics program draws stars – separate or concentric. It is designed for the TRS-80 Color Computer, but its simplicity makes it a candidate for conversion to any machine. You'll learn how to create many types of patterns and also some interesting tricks you can use with other Color Computer programs.*

This routine for the TRS Color Computer draws star-like patterns. It's a no-frills program which is easy to convert to other computers.

The stars can have as many points and sides as you want. However, the resolution of the TV sets an upper limit of visibility at about 25. The points used to draw the stars are stored in arrays X and Y; since 25 is the upper limit, these arrays are DIMensioned to 25 in line 10. Lines 20 and 30 simply clear the screen and ask for the number of sides desired. After you've typed in the program, a good number to start with is 17.

Line 40 puts the Color Computer into its highest resolution mode.

Lines 50 to 90 use polar coordinates and the computer draws an imaginary circle. It then finds points that equally divide the circumference into N equal parts. N is the number of sides you input in line 30. The Color Computer is not able to plot points given in polar form, so they have to be converted to rectangular (also called Cartesian) coordinates. Each of the points is stored in the X and Y arrays. If you want to know more, you'll find this discussed in high school algebra books.

The 96s in line 70 are special instructions for the Color Computer. The highest resolution screen is 264 by 192 separate dots, called pixels. Since I like big pictures, I'm telling the computer to take up the whole screen when it draws its circle. A circle with a diameter of more than 192 would be too big for the screen. Half of 192 is 96. In other words, 96 is the image size and the radius of the circle. We'll get back to this in a minute.

Now we have all the coordinates stored in arrays, and the screen is still blank. Lines 100 to 130 draw lines between the dots. In line 120, the 128 and 96 refer to the point (128, 96) which is the center of the screen. That's where we want the

center of our circle. All the other points in the arrays are in relation to the circle center.

Line 140 locks the computer in a loop so the program continues running, and the picture stays on the screen.

Now that we have a nice 14-line program that draws pretty pictures, here are a few suggestions for improvements.

## Concentric Stars

Remember line 70 with its 96? Instead of 96, let's put in a variable R (for radius). Let's add a line: 15 R=96. If you run the program, there is no change at all. Let's add another line: 135 R=R/2: GOTO 50. Now when the program is run, the machine draws the star as expected. Next it draws another star half as big inside the first star. Then it draws a star half as big as the second star inside the second star, and so on forever or until you press the BREAK key.

Of course, you need not divide R by 2. You could use 1.4 or any other number you like. You don't need to draw an infinite number of concentric stars either, if you set up a counter. A good counter could be made by adding these two lines.

```
35 INPUT "HOW MANY STARS"; HM
95 C=C+1: IF C=HM THEN GOTO 140
```

## Multiple Stars

So much for multiple concentric stars. Let's modify line 120. Remember that coordinates 128,96 are the center of the screen. They are also the center of the figure. If you change them, the location of the figure will change. If you duplicate line 120 (call it line 125) with the 96 and 128 reversed, the figure will appear twice on the screen. Maybe you'd like lots of little stars on the screen in different places. You could do this by making lots of duplicates of line 120 with different center coordinates. Or you could store the coordinates in a DATA statement.

To use a DATA statement, first change the 96s in line 120 to DY (for data Y coordinate) and change the 128s to DX. Add line 95 READ DX: READ DY and put your DATA statement wherever you want.

## POKE For Speed And Sound

Do you want to make the program draw faster? If the program is running, press the BREAK key. Then carefully type POKE 65495,0, and press the ENTER key. The program will now run twice as fast. This POKE (sometimes called vitamin E, by Color Computer users) doubles the rate of the internal clock, but it will not work with all Color Computers, especially the early models. The drawback to this POKE is that sound routines no longer work, printers print garbage, modems don't work, and you can't CLOAD or CSAVE. To

get the computer back to normal you can: (1) POKE 65494,0 and ENTER, (2) press the reset button, or (3) turn off the machine.

If you want to use the magic POKE and have sound with the graphics, the way to do it is POKE 65494,0: SOUND 1,1: POKE 65495,0.

**Stars**

```

10 DIM X(25),Y(25)
20 CLS
30 INPUT "NUMBER OF SIDES";N
40 PMODE 4,1:PCLS:SCREEN 1,1
50 FOR I=1 TO N
60 A=I*(3.14159/(N/2))
70 X=96*COS(A):Y=96*SIN(A)
80 X(I)=X:Y(I)=Y
90 NEXT I
100 FOR J=1 TO N
110 FOR K=J TO N
120 LINE(X(J)+128,Y(J)+96)-(X
(K)+128,Y(K)+96),PSET
130 NEXT: NEXT
140 GOTO 140
    
```

**COMPUTE!** The Resource

**THE FINEST EXPANSION CHASSIS for the VIC-20\***

**10-Day Trial** **6-Month Warranty**

The "GAME MACHINE" <sup>NEW</sup> \$85

Faster than a Disk Drive! Plug in up to 6 GAME or MEMORY PACKS then Switch Select each ... press RESET ...

- Fully buffered Electronics.

PRESTON New game or memory configuration without turning off VIC or removing PACKS

Plug in up to 35K RAM and all other PACKS that are available.

- Fully Buffered (prevents memory dropouts)
- Fuse Protection
- Large switches
- Rigid support

(MC & VISA accepted) Send Check, M.O. or C.O.D. to:  
**(415) 651-3160**  
**PARSEC RESEARCH**  
 Drawer 1766-C  
 Fremont, CA 94538  
 Dealer inquiries invited

© PARSEC RESEARCH  
 \*VIC-20 is a TM of Commodore

**PIZZA TIME!**

A smash hit! The best, ever challenging maze game! Superb hi-res multi-color graphics never seen before on the VIC! Up to 20 levels of super fast action. Excellent sound. 1-2 players. 100% machine code. Joystick. BK expan. Cass. or Disk. VIC-20 ..... \$19.95

**VIC - DO IT YOURSELF!**

The most comprehensive tutorial to designing your own hi-res, full color arcade type games. 25 easy to understand chapters / programs including: Hi-res Animation, Smooth Screen Motion, Colors, Sound, Graphic Editor, Useful Utilities, Screen Paint, Creepman (the game) and more. Basic and Assembly Language. Full listing. Just load and run. Even copy to your own games! Soft Bound + Cass. or Disk ..... \$24.95

**BONUS OFFER**

Order both and get ZZZAPP !!! (Breakout) free! 100% machine code, fast, full-color arcade game. (Unexpanded VIC.)  
 \$1.50 shipping & handling. NY residents add 8.25 % tax.

**SOFTRON, INC.**  
 2067 Broadway, Suite 27 New York, NY 10023  
 Tel. 212-490-0077  
 Orders Only 800-328-8029

**COMPU SENSE!**

**QUICK BROWN FOX \$60.95**  
The #1 word processor!

**GENERAL LEDGER \$19.95**  
(VIC-20)

**CHECK MINDER**  
VIC-20 \$19.95 C-64 \$24.95

**HOME INVENTORY \$19.95**  
(VIC-20)

**CENTIPOD \$27.95**  
Like Centiped, only better!

**FROGEE \$27.95**  
The exciting arcade game of Frogger.

**MOTOR MOUSE \$29.95**  
What a cheese'ee game!

**CRIBBAGE**  
VIC-20 \$14.95 C-64 \$17.95  
This is the game of Cribbage.

**STAR TREK**  
VIC-20 \$12.95 C-64 \$17.95  
Excellent adventure game!

**MASTER MIND**  
VIC-20 \$12.95 C-64 \$19.95  
Makes you think.

**ROACH MOTEL \$9.95**  
Kill the bugs!

**YAHTZEE 1.1 \$12.95**  
**YAHTZEE 2.1 \$14.95**

TO ORDER:  
 P. O. BOX 18765  
 WICHITA, KS 67218  
 (316) 263-1095

Personal checks accepted  
 (Allow 3 weeks) or  
 C.O.D. (Add \$2.00)  
 Handling charges \$2.00  
 VIC-20® is a registered trademark of Commodore

**COMPUTER CASSETTES**  
 100% Error-Free • Fully Guaranteed



LENGTH	12 PACK	24 PACK
C-05	79¢	69¢
C-10	89¢	79¢
C-20	99¢	89¢
Boxes	26¢	21¢

**UPS \$3.00 Pkg. \$18.00 Case**

C-10's 39¢  
 (Min. 500 Case Lot)  
 w/labels ADD 4¢  
 w/boxes ADD 13¢

**FOR ORDERS ONLY**  
 1-800-528-6050  
 Extension 3005

**MICRO-80™ INC.**  
 2665-C Busby Road  
 Oak Harbor, WA 98277

**'MIGHTY V'**  
 IS HERE  
 TO SAVE  
 THE DAY!



**BUSINESS & HOME SOFTWARE**

- \* Commodore 64
- \* Vic 20
- \* TRS 80 Color Computer
- \* Apple

**FREE CATALOG**

**POWERBYTE**  
 2 CHIPLEY RUN  
 WEST BERLIN, N.J. 08091  
 (609) 346-3063

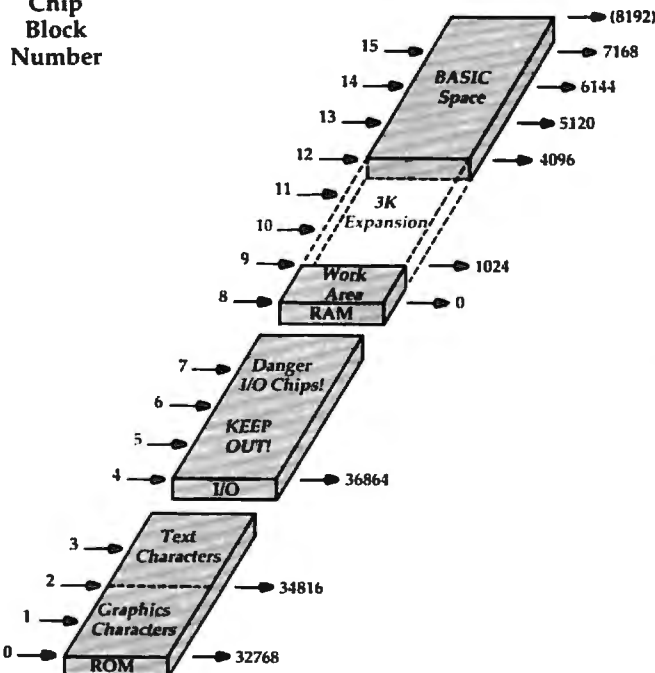
# Visiting The VIC-20 Video

Jim Butterfield, Associate Editor

*This month our traveller stakes a claim – but discovers he must first find empty land, and must subsequently register his address.*

We know that the VIC-20 video chip gets two things from memory: “screen memory” and “the character set.” But it sees the computer’s memory in an unusual way:

Video  
Chip  
Block  
Number



Memory  
Address

Suppose we want to lay out our own screen and characters. It seems simple enough: choose the locations for screen memory and character set, and POKE the block numbers (screen block times 16 plus character block) into address 36869. If the screen is positioned at an exact block boundary, we put a low number (such as 22) into 36866, otherwise we place a high number there (such as 22 plus 128, or 150). The 22, by the way, is for 22 columns – standard for the VIC.

However, we have two major tasks to perform. First, we must make sure that the memory we are using to feed the video chip isn't needed by somebody else. Second, we must tell the VIC-20 operating system about our new screen location. Changing the video chip isn't enough – the parts of the computer that print to the screen must be told that the screen is somewhere else.

Let's try an example: we'd like to put our own character set into a tiny 5K VIC. Things will get a little crowded, since we need to use 2K for the extra character set. But we can make it work.

## Finding Room

Almost all the spare RAM memory of the computer is assigned to BASIC. This is to allow you to write programs as large as possible. We must take memory away from BASIC to make room for the new video stuff.

BASIC memory is a single continuous block. It goes from Start-of-BASIC (whose address is logged in locations 43 and 44) to Limit-of-BASIC (whose address is logged in locations 55 and 56). No breaks: you can't pop a screen in the middle and have BASIC memory skip around it. You can find the Start-of-BASIC address on your machine by typing `PRINT PEEK(43) + PEEK(44)*256`; or the Limit-of-BASIC address by typing `PRINT PEEK(55) + PEEK(56)*256`. Remember these; they are a

How the video chip sees memory.

good way to check the values after you've changed things around.

## Making Room

We have a choice. We can move down the Limit-of-BASIC, which will give us room at the top. We can move up the Start-of-BASIC, which will make room at the bottom. Or we can do both, if we don't mind the extra work. Whatever we do, we must realize that we're trimming back the area available for BASIC.

If we move down the Limit-of-BASIC, we must say CLR after we do so. This gets rid of variables and strings that might be in embarrassing places. Don't forget this.

Moving the Start-of-BASIC upwards takes a good deal of care. Rule 1: We must POKE a value of zero into the first available location. Rule 2: We must set the Start-of-BASIC pointer so that it points to the next location behind the zero. Rule 3: When we're finished, we must type NEW to make sure that BASIC is cleanly set up in the new memory area.

How do we set up these pointers? Divide the desired address by 256: the remainder goes into the first byte, and the quotient into the second byte. For example: we want to move the Limit-of-BASIC down to 6144. 6144 divided by 256 gives 24 with zero remainder, so we POKE 55,0:POKE 56,24:CLR.

Another example: we want BASIC to start at 5120. First, place the zero: POKE 5120,0. Now, the pointer must be set to 5121 (behind the zero); since 5121 divided by 256 gives 20 with a remainder of 1, we POKE 43,1:POKE 44,20:NEW.

## Planning

We want to set up a complete character set, including the reverse characters. That will take 2K of memory – we could do it in 1K if we were willing to skip the reverse characters. Let's plan to put this at the top of memory, starting at block 14.

The screen takes up half a block, of course, and it seems to make sense to set this up just below the characters; so we'll pick block 13.5 (we can set the screen on a half-block boundary, remember?). This calls for a Limit-of-Memory of 5632. You may have noticed, by the way, that the Limit-of-Memory pointer is set one location beyond the last usable value. In other words, BASIC can use 5631, but it can't use 5632, the Limit value.

Arithmetic time. 5632 divided by 256 gives 22 with zero remainder; so type:

```
POKE 55,0:POKE 56,22:CLR
```

and the space is allocated. You can try PRINT FRE(0) and see what a puny amount of memory you have left.

We haven't yet told the video chip to use this area. We're not ready to point the chip towards

the new character set area; we haven't put any characters there yet. So let's move characters in – but wait a moment.

The new character set would go over top of the present screen location. This would give us an odd-looking screen. We could live with that part, but the screen would also do odd things like scrolling, which would move the character set we had so carefully placed. We'd better move the screen to a clear area first.

## Moving The Screen: Video And System

The character set can remain as block zero for the moment; we'll want to shift the screen to block 13.5, with POKES to 36869 and 36866. But we need to do two extra things at the same time: tell the computer system where to find the new screen, and clean up the screen area.

The POKES to 36869 and 36866 tell the video chip all it needs to know about delivering the screen memory to the video output circuits. But unless we tell the computer system about the change, it will continue to put new characters into the old screen area. We tell it with a POKE to location 648. Here's how the arithmetic goes.

Divide the new screen memory address by 256, and POKE the result into address 648. Our example puts the screen at 5632, which gives 22 when divided by 256; so we'll POKE 648,22. But we need to do everything together. Let's work out the other POKES. The screen goes to block 13.5, and the character set remains at block zero for the moment. 13 times 16 plus 0 gives 208, so we'll need to POKE 36869,208. The half-block is logged into the system with POKE 36866,128 + 22, and so we move the screen with:

```
POKE 648,22:POKE 36869,208:POKE 36866,150:  
PRINT CHR$(147)
```

CHR\$(147) is the clear-screen character, by the way.

## Making Characters

Now we can copy the character set from its fixed appearance in 32768 to our planned new area at 6144 and up. If we copy the character set exactly, we've wasted a lot of memory; we'll get the same characters as before. To show we have control, we'll vary the normal character set slightly.

Instead of the normal graphics set – uppercase and graphics – we'll mix the two as we copy them over. Not too useful, perhaps, but when we cut over to the new character set, you'll be able to see that something new has happened. Enter the following program:

```
100 FOR J=0 TO 255 STEP 2  
110 J1=J*8  
120 FOR K=0 TO 7  
130 POKE J1+K+6144,PEEK(J1+K+32768)  
140 NEXT K
```

# THE BUSINESS MANAGER...

FULLY INTERACTIVE ACCOUNTING SYSTEM. NO DISKETTE CHANGING! FINALLY ALL THE FEATURES YOU'VE BEEN WAITING FOR – IN ONE COMPLETE INTERACTIVE SYSTEM.

**FULL SOFTWARE SYSTEM**

**ONLY \$995.<sup>00</sup>**



**QUESTAR  
INTERNATIONAL  
INC.**

MANUAL ONLY – \$40.00  
REFUNDABLE UPON  
SYSTEM PURCHASE.



#### HARDWARE REQUIREMENTS:

- Commodore Model 8032 or SuperPET or 8096 Micro-computer
- Commodore Model 8050 One Megabyte Dual Disk Drive
- Commodore Model 4022 (or Larger) Printer
- Commodore PET – IEEE cable
- Commodore IEEE – IEEE cable

# DISHSHARE 9000

WORKS WITH ALL COMBINATIONS PET/CBM 100% HARDWARE. NO SOFTWARE REQUIRED! UP TO 8 USERS SHARE DISK AND/OR PRINTER. CONNECTS IN MINUTES – NO TOOLS REQUIRED. INCREASES PRODUCTIVITY – REDUCES COSTS. IDEAL FOR EDUCATION AND BUSINESS. CABLE LENGTHS UP TO 50 FEET.

**ONLY \$749<sup>00</sup>**

(U.S.)  
8 USER SYSTEM ONLY \$1149



DEALER  
INQUIRIES  
WELCOME.



**Multi  
User  
System**

150 FOR K=8 TO 15  
 160 POKE J1+K+6144,PEEK(J1+K+34816)  
 170 NEXT K  
 180 NEXT J

Run this program; it will take a minute or two.

### The Final Touch

The screen has already been moved, and the character set is in place and ready to go. Let's cut it in, and the project will be complete.

The screen is still at block 13.5 and the new character set will be at block 14. So we do 13 times 16 plus 14 and get 222; we'll want to POKE 36869,222. Since we're not moving the screen this time, the "half-block" value in 36866 is still good, we won't need to change that. We're ready - enter:

POKE 36869,222

Now try typing or listing the previous program, and look at the odd combination of characters we've created. We must tie things together neatly - BASIC, the Operating system, the video chip - to make it all work properly. But with good planning, we can make the screen do marvelous things.

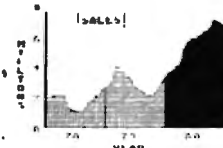
Copyright © 1983 Jim Butterfield

# ATARI

## GRAPHICS HARDCOPY NOW FOR NEC & OKIDATA

Dumps anything on the screen of an ATARI 400/800 to a printer. All graphics & text modes. Players/missiles/scaling/grey scale/GTIA/more! Works with EPSON, NEC, Okidata, Centronics 739, IDS and Trendcom. Specify 800 or 400 and printer when ordering.

INCLUDES CABLE & SOFTWARE  
 850 MODULE NOT REQUIRED



(209) 667-2888  
 MACROTRONICS, inc. . C.O.D.  
 1125 N. Golden State Blvd.  
 Turlock, California 95380

\*ATARI is a registered trademark of ATARI Computer Inc

Cassette/Magazine/Newsletter  
 A Monthly Tradition  
 in the World of Computing for

# 20™ Load

## VIC 20™ USERS

Don't let your interest in the VIC fizzle out. Are many of the firecracker programs you're buying turning out to be duds? Well, load up your VIC with the fireworks of 20 LOAD, and watch the beautiful display of programs, programming tips, articles, and information enter your life - It makes you celebrate the 4th of July. . . EVERY MONTH. Subscription Rates are: 1 yr. - \$50.00, 6 mo. - \$30.00, or \$6.00 for a single issue. Write to 20 LOAD, P.O. Box 1687, Junction City, Ks. 66441. 913-762-4730

(VIC-20 is a trademark of Commodore Business Machines, Inc.)

# ATARI

# ATARI

# Commodore

<b>APX</b>	<b>K-BYTE</b>
Eastern Front (C/D) ..... \$23	Krazy (each) ..... \$34
Fam. Cash Flow (D) ..... \$17	LJK
747 Land Sim. (C/D) ..... \$17	Letter Perfect (D) ..... \$104
<b>ATARI INC.</b>	Data Perfect (D) ..... \$74
Fig-Forth (C) ..... \$30	<b>ON-LINE</b>
Galaxian ..... \$32	Wiz & Princess (D) ..... \$22
Defender ..... \$32	Crossfire (C/D) ..... \$20
ET ..... \$36	Frogger (C/D) ..... \$23
Microsoft Basic (D) ..... \$65	Jawbreaker (C/D) ..... \$21
Macro Ass. & Edit. (D) ..... \$65	Max-65 (D) ..... \$58
Assembler Editor (R) ..... \$45	Basic A + (D) ..... \$58
Basic Cartridge (R) ..... \$45	<b>ROKLAN</b>
Pac Man (R) ..... \$32	Gorf (D) ..... \$27
Centipede (R) ..... \$32	Gorf (R) ..... \$30
Caverns of Mars (D) ..... \$28	Wizard of Wor (D) ..... \$27
Missile Command (R) ..... \$27	Wizard of Wor (R) ..... \$30
Star Raiders (R) ..... \$32	<b>SIRIUS</b>
Conv. Lang. Ea. (C) ..... \$44	Space Eggs (D) ..... \$20
Music Composer (R) ..... \$31	Sneakers (D) ..... \$20
Super Breakout (R) ..... \$27	Way Out (D) ..... \$27
My First Alphabet (D) ..... \$26	Bandits (D) ..... \$23
Prog. 2 & 3 (ea.) (C) ..... \$21	Fast Eddy (R) ..... \$27
Word Processor (D) ..... \$107	<b>SPINNAKER</b>
Pilot (Educ) ..... \$98	Snooper Troops #1 (D) ..... \$30
Touch Typing (C) ..... \$19	Snooper Troops #2 (D) ..... \$30
Home File Mngr (D) ..... \$37	Storm Machine (D) ..... \$23
<b>AUTOMATED SIMUL.</b>	Face Maker (D) ..... \$23
Monster Maze (R) ..... \$27	<b>STRATEGIC SIM.</b>
Invasion Orion (C/D) ..... \$18	Shattered Alliance (D) ..... \$28
Temple of Aps.(C/D) ..... \$28	Tigers In Snow (C/D) ..... \$28
Star Warrior (C/D) ..... \$28	Battle of Shiloh (C/D) ..... \$28
Dragon's Eye (D) ..... \$20	Battle of Norm. (C/D) ..... \$27
Crush Crumble (C/D) ..... \$20	Galactic Gladiator (D) ..... \$27
<b>AVALON HILL</b>	Cytron Masters (D) ..... \$27
Empire of Over (D) ..... \$23	<b>SYNAPSE SOFTWARE</b>
B-1 Nuc. Bomber (C) ..... \$12	File Mngr 800 + ..... \$65
<b>BRODERBUND</b>	Protector II .. (D) \$23 (R) \$29
Apple Panic (C/D) ..... \$20	Shamus ..... (D) \$23 (R) \$29
Star Blazer ..... \$22	Nautilus ..... (D) \$23 (R) \$29
Choplifter .. (D) \$23 (R) \$29	Claim Jump (C/D) ..... \$23
<b>DATA SOFT</b>	<b>MISCELLANEOUS</b>
Text Wizard (D) ..... \$65	All Baba (D) ..... \$22
Graphics Gen. (D) ..... \$17	Miner 2048er (R) ..... \$34
Basic Compiler (D) ..... \$65	Kid Grid (C/D) ..... \$23
Zaxxon (C/D) ..... \$27	Pool 1.5 (D) ..... \$20
<b>INFOCOM</b>	Raster Blaster (D) ..... \$20
Zork I, II or III (D) ..... \$27	Sam (D) ..... \$41
Starcross ..... \$27	
Deadline (D) ..... \$34	

<b>800 (48K)</b> ..... \$479.95	
<b>NEW 64K ATARI 1200 .. CALL</b>	
810 DISK DRIVE ..... \$419	32K RAM (Mosaic) ... \$99
410 RECORDER ..... \$74	32K RAM (Intec) ... \$69
850 INTERFACE ..... \$164	64K (Intec/400) ..... \$129
400 COMPUTER ..... \$219	48K (Intec/400) ..... \$95
Entertainer ..... \$66	Educator (C/D) ..... \$112
<b>PERCOM</b> (RAMDISK (128K) ..... \$378	
BIT 3 - 80 COL. BOARD ..... \$279	
BOOKKEEPER KIT ..... \$169	
Single Density Master ..... \$389	
Single Density Dual ..... \$639	
Double Density Master ..... \$515	
Double Density Dual ..... \$859	
Dbl Sided Dbl Density Master ..... \$639	
Dbl Sided Dbl Density Dual ..... \$949	

<b>PRINTERS</b>	
CITOH	NEC
Prowriter ..... \$368	8023 A-C ..... \$445
Prowriter II ..... \$649	3510 ..... \$1375
Starwriter ..... \$1325	3530 ..... \$1595
Printmaster ..... \$1599	3550 (IBM) ..... \$1829
<b>GEMINI 10 .. \$319</b>	7710/7730 ..... \$2319
<b>GEMINI 15 .. \$485</b>	SMITH CORONA ..... \$589
	AXIOM GP-100 ..... \$269
<b>MONITORS</b>	
NEC	AMDEK
12" GRN (JB1260) ... \$115	V300 ..... \$139
12" GRN (JB1201M) .. \$155	V310 (GRN-IBM) .. \$169
12" Color Composite \$329	V310-A (Amber-IBM) .. \$169
12" Color RGB ..... \$689	COLOR I ..... \$298
USI (Amber) ..... \$169	COLOR II ..... \$650
<b>MODEMS</b>	
HAYES	NOVATION
Micromodem II ..... \$269	Apple-Cat II ..... \$299
Stack Smartmodem .. \$215	212 Apple-Cat ..... \$589
Smartmodem 1200 .. \$499	D-Cat ..... \$155

<b>VIC 64 .....</b>	<b>CALL</b>
VIC 20 ..... \$149	1530 RECORDER ..... \$64
1541 DISK DRIVE ... CALL	1600 MODEM ..... \$87
1525 PRINTER ..... CALL	16K RAM ..... \$88
<b>VIC 1701 Color Monitor .....</b>	<b>\$259</b>
<b>VIC SOFTWARE</b>	
VIC Forth (R) ..... \$45	Spiders of Mars (R) ..... \$34
HES Mon (R) ..... \$29	Meteor Run (R) ..... \$34
Turtle Graphics (R) ..... \$29	Amok (C) ..... \$17
HES Writer (R) ..... \$29	Alien Blitz (C) ..... \$17
Aggressor (R) ..... \$29	Skymath (C) ..... \$12
Shamus (R) ..... \$29	Space Division (C) ..... \$12
Protector (R) ..... \$33	Super Hangman (C) ..... \$14

## COSMIC COMPUTERS

UNLIMITED

THE ABOVE PRICES ARE FOR PREPAID ORDERS  
 ORDER LINES OPEN MON-SAT 8 am - 8 pm  
**(714) 861-1265**

228 N. PROSPECTORS RD.  
 DIAMOND BAR, CA 91765

Add \$2.00 Shipping per software order anywhere in U.S.  
 Add \$5.00 Shipping per software for non-U.S. orders.  
 Calif. residents add 6 1/2% sales tax. Cashiers Checks or Money Orders filled same day. Personal checks require 4 weeks to clear. Master Card and Visa OK for software only, add 3% surcharge. Include card no., expiration date and signature. Prices subject to change.



# Atari Laser Gunner II

## A Vertical Blank Enhancement

Thomas A. Marshall

*The improvements to this previously published game – and the author's explanations of the techniques he used – easily justify a second look at Laser Gunner. This version, Laser Gunner II, mixes machine language and BASIC to make Laser Gunner (originally published in November 1982) an even more exciting game. The enhancements include having both missiles on screen simultaneously and smoothing out the animation, even as missiles are fired.*

---

The concept of Laser Gunner (**COMPUTE!**, November 1982) is excellent, but anything can be improved. For example, all other motions stop when the missiles are fired. For continuous and smooth motion, the computer could process the missile horizontal positioning during the vertical blank (VB) period.

The VB is the time during which the television's electron beam is turned off while it returns from the lower right corner of the screen to the top left. Depending on the graphics mode and other interrupts, there are approximately 7980 machine cycles available during a single VB. (A machine cycle is the smallest measurement of time on your computer's internal "clock.")

### Bringing VB Into The Picture

To utilize the VB, we first have to tell the Operating System (OS) where to go. We do this by performing a Vertical Blank Interrupt (VBI) through the Set Vertical Blank Vector (SETVBV) routine. Before jumping to the SETVBV, we have to load the least significant byte (LSB) in the Y-register and the most significant byte (MSB) in the X-register of our VB machine language routine.

Into the accumulator we can place either a 6 or a 7. Six is for deferred mode; the OS does its housekeeping operations before it executes our

code. Seven is for immediate mode; the OS executes our code first during the VB. Since we will be checking the collision registers, we will be loading a 6 into the accumulator. The BASIC program initializes the SETVBV through the USR statement on line 1460. To return control to the OS, we jump back through \$E45F.

The BASIC and the machine language (ML) programs interact through several PEEKs and POKEs. The ML program checks the STRIG(0), location \$0284, for the press of a button, and moves both missiles horizontally. Since the player/missile graphics are defined in strings, it is easier to have BASIC draw and erase the missiles by PEEKing the flags that the ML program sets.

In the enhanced version, both missiles appear on the screen at the same time. This requires the additional coding located at \$06D7. The missiles are defined as

BIT	7	6	5	4	3	2	1	0
	M3	M2	M1	M0				

Since it is difficult for Atari BASIC to selectively turn bits off and on, we will use ML to change the bits. The AND instruction is used to set bits to zero (off). ANDing a bit with zero sets the bit to zero. The ORA instruction is used to set bits to one (on). By ORAing a bit with one, we set the bit to one. The flipping of the missile bits is done in the subroutines at lines 1300-1330. The original Laser Gunner BASIC program with the vertical blank enhancements appears below.

All the lines after 1280 are new, and the other major changes are from lines 630 to 735, and from lines 880 to 900. In addition, to speed up the vertical motion of the defender, the vertical step size was increased by two. The changes for this enhancement are in lines 110, 530, 540, 560, 630, 640, and 650.

## Further Enhancements

The programming technique of performing graphics movement during the vertical blank enhances Laser Gunner almost to the level of difficulty of professional arcade games. Further program execution speed can be achieved by removing the REMs and moving the part of the program that does most of the action to the beginning. This shortens the memory that BASIC has to search to find line number references. An additional enhancement would be to add a sound routine during the VB each time the trigger is pressed.

## Laser Gunner II

```
0 REM LASER GUNNER.V2(17 SPACES)
10 GOSUB 1400
20 RESTORE
100 DIM PM$(2048):GRAPHICS 2+16
110 DIM ALIEN$(11),PLAYER$(11),NULL$(11),EXPLODE$(12*9),TARGET(20)
120 FOR I=1 TO 11:NULL$(I)=CHR$(0):NEXT I
130 LEVEL=15:CNTR=15:REM DECREASE LEVEL FOR A HARDER GAME
140 A=ADR(PM%):REM RAW ADDRESS
150 PMBASE=INT(A/1024)*1024:REM NEAREST 1 K BOUNDARY
160 IF PMBASE<A THEN PMBASE=PMBASE+1024:REM IF BELOW STRING, GO TO NEXT 1K BOUNDARY
170 S=PMBASE-A:REM START OF PMBASE IN STRING (OFFSET)
180 POKE 559,46:REM SET DOUBLE-LINE RES.
190 POKE 54279,PMBASE/256:REM TELL ANTIC WHERE PMBASE IS
200 POKE 53277,3:REM TURN ON PLAYER/MISSILE DIRECT MEMORY ACCESS(DMA)
210 PM%=CHR$(0):PM$(2048)=CHR$(0):PM$(2)=PM%:REM CLEAR OUT ALL P/M MEMORY
220 POSITION 4,0: ? #6;"laser gunner"
230 ? #6:FOR I=1 TO 10: ? #6;"█":NEXT I:POSITION 0,0
240 REM STRING POS OF PLAYER 0-3, AND MISSILES IN STRING:
250 P0=S+512:P1=P0+128:P2=P1+128:P3=P2+128:MS=S+384
260 PM$(P2+32)=CHR$(255):PM$(P2+127)=CHR$(255):PM$(P2+33,P2+127)=PM$(P2+32):REM CREATE WALL
270 PM$(P3,P3+127)=PM$(P2,P2+127):REM CREATE "ZONE"
280 POKE 53250,92:REM POSITION PLAYER 2, THE WALL
290 POKE 53251,60:REM POSITION PLAYER 3, THE ZONE
300 POKE 53258,0:POKE 53259,3:REM REM MAXIMUM WIDTH
310 POKE 706,14:POKE 707,66:REM SET COLOR OF PLAYERS 2 AND 3
320 DATA 0,8,28,62,255,62,255,62,28,8,0
330 FOR I=1 TO 11:READ A:ALIEN$(I)=CHR$(A):NEXT I:REM PLACE INTO STRING, HENCE INTO P/M MEMORY
340 AY=32:REM ALIEN VERTICAL LOCATION
350 PM$(P1+AY,P1+AY+11)=ALIEN$:REM PLACE INTO STRING INTO P/M MEMORY
360 POKE 705,6*16+10:REM SET COLOR OF ALIEN TO PURPLE
370 POKE 53249,180:REM SET HORIZONTAL POSITION
380 POKE 53257,1:REM SET ALIEN TO DOUBLE-WIDTH
390 REM SET UP EXPLODE$, USE FOR EXPLOSION OF ALIEN
400 FOR I=1 TO 108:READ A:EXPLODE$(I)=CHR$(A):NEXT I:REM EXPLODE DATA
410 DATA 8,28,62,255,54,255,62,28,8,8,28,62,235,54,235,62,28,8,8,28,54,227,34,227,54,28,8
420 DATA 8,24,34,227,34,227,18,24,8,8,24,34,194,32,163,18,8,8
430 DATA 0,0,0,0,24,24,0,0,0,0,0,0,32,8,24,0,4,0,0,0,0,36,0,16,0,36,0,0,128,10,128,0,16,0,16,65
440 DATA 0,9,0,0,32,0,32,0,8,0,0,64,0,0,64,0,4,0,0,0,0,0,0,0,128,0
450 RY=INT(78*RND(0)+32):MH=190+RY*2:REM ATTRACT MODE:
455 POSITION 9,5: ? #6;"PRESS":POSITION 9,6: ? #6;"START"
460 FOR I=32 TO 110:PM$(P1+I,P1+I+11)=ALIEN$:IF I=RY THEN PM$(MS+RY+10,MS+RY+10)=CHR$(12)
470 IF I>RY THEN POKE 53253,MH-I*2
480 IF PEEK(53279)>6 THEN NEXT I
490 PM$(MS+RY+10,MS+RY+10)=CHR$(0)
500 FOR I=110 TO 32 STEP -1:PM$(P1+I,P1+I+11)=ALIEN$:IF PEEK(53279)>6 THEN NEXT I
510 IF PEEK(53279)>=7 THEN 450
515 POSITION 9,5: ? #6;"(5 SPACES)":POSITION 9,6: ? #6;"(5 SPACES)"
520 IF PEEK(53279)=3 THEN FOR I=0 TO 4:POKE 53248+I,0:NEXT I:GRAPHICS 0:END
530 DATA 0,0,224,48,120,63,120,48,224,0,0
540 FOR I=1 TO 11:READ A:PLAYER$(I)=CHR$(A):NEXT I
550 PY=60:REM SET PLAYER'S VERTICAL LOCATION
560 PM$(P0+PY,P0+PY+11)=PLAYER$
570 PM$(P1,P1)=CHR$(0):PM$(P1+127,P1+127)=CHR$(0):PM$(P1+2,P1+127)=PM$(P1)
580 AY=INT(78*RND(0)+32):PM$(P1+AY,P1+AY+11)=ALIEN$:REM RESET ALIEN
590 POKE 53256,1:REM PLAYER 0 DOUBLE-WIDTH
600 POKE 53248,64:REM HORIZONTAL POSITION OF PLAYER 0
610 POKE 704,26:REM COLOR OF PLAYER 0
620 POKE 53260,1:REM MISSILE 0 DOUBLE-WIDTH
630 ST=STICK(0):IF ST<>15 THEN DIR=ST:F=2:SOUND 0,100,0,8
635 IF PEEK(CMPFLG)=1 THEN PM$(TMS,TMS)=CHR$(0):POKE CMPFLG,0:REM THE MISSILES HIT EACH OTHER
636 IF PEEK(COLF LG)=1 THEN POKE COLF LG,0:GOTO 900:REM THE ALIEN MISSILE HIT THE WALL OR ZONE
640 PY=PY-(DIR=14)*(PY>32)*F+(DIR=13)*(PY<110)*F:F=1:REM UPDATE PLAYER
650 PM$(P0+PY,P0+PY+11)=PLAYER$:SOUND 0,0,0,0
660 IF PEEK(M0FLG)=1 THEN GOSUB 1310:REM ERASE THE PLAYER'S MISSILE
670 IF PEEK(TRIGFLG)=0 THEN GOSUB 1310:POKE M0FLG,0:TMS=MS+PY+5:GOSUB 1300:POKE TRIGFLG,1:REM THE TRIGGER WAS PRESSED
```

```

720 IF PEEK(HITFLG)<>0 THEN 790:REM
NO COLLISION
725 REM THE PLAYER'S MISSILE HIT THE
ALIEN
730 SCR=SCR+10:POSITION 11-LEN(STR$(
SCR))/2,5:PRINT #6;SCR
735 PMS(TMS,TMS)=CHR$(0):POKE M0FLG,
1:POKE HITFLG,1:POKE 53278,0
740 AY=AY+1:P=PEEK(705):REM PRESERVE
COLOR OF ALIEN
750 FOR I=0 TO 11:Z=I*9:PM$(P1+AY,P1
+AY+9)=EXPLODE$(Z+1,Z+9)
760 POKE 705,PEEK(53770):POKE 53279,
0:SOUND 0,I*2,0,15-I:FOR W=1 TO
2:NEXT W:NEXT I
770 POSITION 5,5:PRINT #6;"
(10 SPACES)":REM ERASE SCORE
780 SOUND 0,0,0,0:POKE 705,P:GOTO 570
790 IF AY=PY THEN 870:REM TOO CLOSE
FOR COMFORT
800 IF TARGET=0 THEN GOSUB 950:TARGE
T=TARGET(INDEX):REM SELECT A TAR
GET
810 IF AY<>TARGET THEN 840
820 CNT=CNT-1:IF CNT THEN 630
830 CNT=LEVEL:GOTO 870
840 AY=AY+SGN(TARGET-AY):REM MOVE TO
WARDS TARGET
850 PM$(P1+AY,P1+AY+11)=ALIEN$
860 GOTO 630
870 IF ABS(AY-PY)<10 THEN GOSUB 970
875 IF PEEK(ALIEFLG)=0 THEN 630
880 POKE ALIEFLG,0:TM1S=MS+AY+5:GOSU
B 1320:TTAY=AY:GOTO 630
900 P=ASC(PM$(P2+TTAY+5))*2-256:GOSU
B 1330:POKE 53278,0:REM CUT HOLE
IN WALL
910 IF P<0 THEN 990:REM WALL DESTROYED
920 PM$(P2+TTAY+5,P2+TTAY+5)=CHR$(P)
930 GOTO 630
940 REM PICK A TARGET
950 INDEX=INDEX+1:TARGET(INDEX)=INT(
78*RND(0)+32):RETURN
970 IF INDEX=1 THEN 950
980 TARGET=TARGET(INT(INDEX*RND(0)+1
)):RETURN
990 REM DESTRUCTION OF PLAYER
1000 FOR I=1 TO 100:Z1=TTAY+5+I:Z2=T
TAY+5-I
1005 PM$(TMS,TMS)=CHR$(0):POKE M0FLG
,1:POKE M0PFLG,72
1010 IF Z1<126 THEN PM$(P2+Z1,P2+Z1)
=CHR$(0)
1020 IF Z2>30 THEN PM$(P2+Z2,P2+Z2)=
CHR$(0)
1030 IF Z1<126 OR Z2>30 THEN NEXT I
1040 FOR I=30 TO 1 STEP -1:FOR J=0 T
O 20 STEP 3:SOUND 0,J+1,10,8:PO
KE 707,PEEK(53770):NEXT J:NEXT
I
1050 SOUND 0,0,0,0:SOUND 1,0,0,0:POK
E 707,14:FOR W=1 TO 50:NEXT W:PO
KE 707,0
1060 FOR I=0 TO 15 STEP 0.2:SOUND 0
I,8,I:POKE 704,16+I:NEXT I
1070 SOUND 0,0,0,0
1080 Z1=PY:Z2=PY:INCR=0
1090 Z1=Z1+INCR*(Z1<128):Z2=Z2-INCR*(
Z2>=0):POKE 704,PEEK(53770)
1100 PM$(P0+Z1,P0+Z1)=CHR$(255):PM$(
P0+Z2,P0+Z2)=CHR$(255):POKE 532
79,0
1110 INCR=INCR+0.5:IF Z1<127 OR Z2>0
THEN 1090
1120 FOR I=1 TO 100:POKE 704,PEEK(53
770):NEXT I
1130 FOR I=0 TO 7:POKE 53248+I,0:NEX
T I:GRAPHICS 18
1140 POSITION 4,0:PRINT #6;"Laser CL
inner":POSITION 3,5:PRINT #6;"yo
ur score was:";
1150 POSITION 10-LEN(STR$(SCR))/2,7:
PRINT #6;SCR
1160 FOR I=15 TO 0 STEP -0.2:SOUND 0
,10+10*RND(0),0,I:SOUND 1,100+1
0*RND(0),16,I
1170 SETCOLOR 4,3,14*RND(0):NEXT I
1280 RUN
1299 REM M0 SET
1300 Q=USR(ANORA,ASC(PM$(TMS,TMS)),3
,2):PM$(TMS,TMS)=CHR$(Q):RETURN
1309 REM M0 CLEAR
1310 Q=USR(ANORA,ASC(PM$(TMS,TMS)),1
2,1):PM$(TMS,TMS)=CHR$(Q):RETUR
N
1319 REM M1 SET
1320 Q=USR(ANORA,ASC(PM$(TM1S,TM1S))
,12,2):PM$(TM1S,TM1S)=CHR$(Q):R
ETURN
1329 REM M1 CLEAR
1330 Q=USR(ANORA,ASC(PM$(TM1S,TM1S))
,3,1):PM$(TM1S,TM1S)=CHR$(Q):RE
TURN
1400 TRIGFLG=1546:HITFLG=1547:M0FLG=
1548:TMS=1:TM1S=1
1410 ALIEFLG=1550:COLFLG=1551
1420 ANORA=1753:CMPLFLG=1553
1430 IF PEEK(1753)=104 THEN RETURN
1440 GRAPHICS 18:PRINT #6;"INITIALIZING"
1450 RESTORE 1500:GOSUB 1500
1460 A=USR(1536):RETURN
1500 FOR I=1536 TO 1552:READ A:POKE
I,A:NEXT I
1509 REM INIT 1536 TO 1552
1510 DATA 104,169,6,170,160,22,32,92
,228,96,1,1,1,72,1,0,180
1520 FOR I=1558 TO 1709:READ A:POKE
I,A:NEXT I
1530 REM MISSILE MOVING ROUTINE
1540 DATA 173,132,2,201,0,240,2,208,
12,205,12,6,240,12,169,0,141,10
,6,240
1550 DATA 58,205,12,6,240,53,238,13,
6,238,13,6,173,13,6,141,4,208,1
73,8
1560 DATA 208,41,2,208,9,173,13,6,20
1,190,144,27,176,15,173,13,6,20
1,170,144
1570 DATA 18,169,0,141,30,208,141,11
,6,169,1,141,12,6,169,72,141,13
,6,173
1580 DATA 14,6,201,0,208,63,173,9,20
8,41,1,208,21,173,9,208,41,12,2
08,29
1590 DATA 206,16,6,206,16,6,173,16,6
,141,5,208,208,35,169,1,141,17,
6,141
1600 DATA 12,6,169,72,141,13,6,208,5
,169,1,141,15,6,169,0,141,30,20
8,169
1610 DATA 1,141,14,6,169,180,141,16,
6,76,95,228
1620 FOR I=1753 TO 1791:READ A:POKE
I,A:NEXT I
1630 REM AND-OR ROUTINES
1640 DATA 104,104,104,141,215,6,104,
104,141,216,6,104,104,201,1,208
,9,173,215,6
1650 DATA 45,216,6,76,249,6,173,215,
6,13,216,6,133,212,169,0,133,21
3,96
1660 RETURN

```

# TI Mailing List

Doug Hapeman

*This program can be used for developing small mailing lists, for families or for organizations. There are ten options, including printing a single label or an entire alphabetized mailing list. For the TI-99/4A.*

---

Have you ever kept a file of addresses on index cards, hoping to organize them someday in an orderly fashion? It sounds simple, but in practice you know how difficult it is to organize and update a paper-based filing system. "TI Mailing List" offers you an easy method of creating, maintaining, and utilizing a mailing list file.

Without any programming experience you can keep an up-to-date, well-organized file. The program will prompt you step-by-step through the entry of names, addresses, and phone numbers. Then, with a few simple keystrokes, you can update your file, print lists in two different modes, or save your file on a storage device. It's that easy.

TI Mailing List is designed specifically as a family mailing list, but is flexible enough to accommodate a number of applications. The program will store last names, first names, children's names, addresses, and phone numbers.

The program is written in a Canadian format, that is, Province and Postal Code. However, the format can be easily adjusted to the American system as you type in the program.

## Program Environment

The program is set up for 45 entries. After 45 entries you will be given the message \*DATA FILE IS FULL\*. This feature will prevent your program from crashing with a MEMORY FULL error message. If you have more than 45 addresses to enter, you may easily divide your list into two or more files – for example: (A - L) and (M - Z).

When you RUN the program, the initial title screen appears. The next display permits you to initialize the printer. Be sure to enter the proper name and spelling of the device you're using, because an improper name will cause the program to break when you attempt to address the device later in the program.

## Ten Options

Once the computer "environment" is established,

you are taken to the Main Index. Here you will discover ten options:

- 1 View Names List
- 2 Search For a Name
- 3 Add Names
- 4 Change Names
- 5 Delete Names
- 6 Alphabetize List
- 7 Save Data File
- 8 Load Data File
- 9 Print Labels/List
- 10 Finish Session

Of course, to create a mail list you would first choose option 3 (Add Names). The other options will enable you to update, maintain, and utilize an existing file. The program will guide you step-by-step through the procedure for each option. There are many helpful features, such as the Search, Change, and Delete. You can also enter names and addresses in any order, and then, by choosing the Alphabetize option, have the computer sort them for you.

## The Data File

The program is written to both save and load data files for either cassette or disk storage. When you choose either the Save or Load option, you will be given any further step-by-step instructions.

## Print Options

The program offers you two print options – one for mailing labels, and the other for the mailing list.

The Print Labels option will print the first name, followed by the last name, and then the address on lines two and three. For example:

John Doe  
1234 Street Address  
City Province Postal Code

The Print Mailing List option will print the last name first, followed by the first name and children's names, with the address on line two, and the phone number on line three. For example:

Doe, John Mary Joe/Sally  
1234 Street Address City Province Postal Code  
(p)-444/4456

Line spacing between addresses is flexible via a minor program change. If you wish to alter the

line spacing, program lines 497 (labels) and 517 (list) may be adjusted by either increasing or decreasing the number of colons (:) at the end of each line. Each colon represents one line space. For example:

```
#497 PRINT #2:TAB(5);NA$(I);" ";LN$(I):TAB(5);
AD$(I):TAB(5);CP$(I);" ";PC$(I)::: (Add or
delete colons here.)
```

In the Print Labels option, you may wish to print two labels per line instead of one. If so, you should adjust the line listing as follows:

```
(Chg) #487 FOR I=1 TO N STEP 2
(Chg) #497 PRINT #2:TAB(5);NA$(I);" ";LN$(I);
TAB(45);NA$(I+1);" ";LN$(I+1):TAB(5);
AD$(I);TAB(45);AD$(I+1)
(Add) #498 PRINT #2:TAB(5);CP$(I);" ";PC$(I);
TAB(45);CP$(I+1);" ";PC$(I+1):::
```

The Search option permits the printing of a single mailing label. After finding the name you are seeking, the display asks if you would like a mailing label printed. If yes, the program branches to the print routine and then returns to the search option.

## TI Mailing List Program Structure

### Line Nos.

- 1 - 21 REMs and computer environment.
- 23 - 47 Main loop, main index.
- 49 - 73 Subroutine to view names.
- 75 - 109 Subroutine to search for a name.
- 111 - 181 Subroutine to add names.
- 183 - 285 Subroutine to change data.
- 287 - 331 Subroutine to delete names.
- 333 - 423 Subroutine to alphabetize list.
- 425 - 441 Subroutine to save data.
- 443 - 471 Subroutine to load data.
- 473 - 521 Subroutine to print.
- 523 - 533 Subroutine to finish session.

## TI Mailing List

```
1 REM{4 SPACES}99/4A MAIL LIST
{5 SPACES}
5 REM{3 SPACES}**COMPUTER ENVIRONMEN
T**
7 DIM LN$(45),NA$(45),CH$(45),AD$(45
),CP$(45),PC$(45),TP$(45)
9 CALL CLEAR
11 PRINT " *{3 SPACES}99/4A MAILING
LIST{3 SPACES}*":*****
13 INPUT "{4 SPACES}PRESS ENTER TO B
EGIN":X$
15 CALL CLEAR
17 PRINT "{5 SPACES}WHAT IS THE NAME
OF": "{4 SPACES}YOUR PRINTING DEV
ICE?": " (EXAMPLE: RS232.BA=4800)
":*****
19 INPUT P$
21 G$="{7 SPACES}PLEASE WAIT...
{7 SPACES}WHILE THE PRINTER IS WO
```

```
RKING"
23 REM{3 SPACES}**MAIL LIST MENU**
25 CALL CLEAR
27 PRINT "{8 SPACES}MAIN INDEX":***
29 PRINT "PRESS{3 SPACES}TO":**
31 PRINT " 1 = VIEW NAMES LIST":"
    2 = SEARCH FOR A NAME":" 3
    = ADD NAMES":" 4 = CHANGE NAMES"
33 PRINT " 5 = DELETE NAMES":" 6
    = ALPHABETIZE LIST":" 7 = S
AVE DATA FILE":" 8 = LOAD DATA
FILE"
35 PRINT " 9 = PRINT LABELS/LIST"
:" 10 = FINISH SESSION":***
37 INPUT P
39 IF P>10 THEN 37
41 IF P<1 THEN 37
43 CALL CLEAR
45 ON P GOSUB 51,77,113,185,289,335,
427,445,475,525
47 GOTO 25
49 REM{4 SPACES}**VIEW NAMES LIST**
51 T=0
53 FOR I=1 TO N
55 T=T+1
57 PRINT NA$(I),LN$(I):CH$(I):AD$(I)
:CP$(I):PC$(I):"(P)-";TP$(I):::
59 IF T<2 THEN 69
61 PRINT " *PRESS ENTER TO CONTINUE*
": " *"R""",ENTER FOR MAIN INDEX**
63 INPUT X$
65 IF X$="R" THEN 73
67 T=0
69 NEXT I
71 INPUT "{7 SPACES}*END OF FILE*
{9 SPACES}*PRESS ENTER TO CONTINU
E*":X$
73 RETURN
75 REM{4 SPACES}**SEARCH NAMES**
77 INPUT "LAST NAME? ":Y$
79 FOR I=1 TO N
81 IF LN$(I)<>Y$ THEN 103
83 PRINT :::" IS THE PERSON:": " "
;NA$(I):" ";LN$(I):::
85 INPUT " (Y/N)?":X$
87 IF X$="N" THEN 103
89 PRINT :::NA$(I),LN$(I):CH$(I):AD$
(I):CP$(I):PC$(I):"(P)-";TP$(I):::
=
91 INPUT "{3 SPACES}DO YOU WISH TO P
RINT{6 SPACES}A MAILING LABEL? (
Y/N)":Z$
93 IF Z$<>"Y" THEN 97
95 GOSUB 495
97 INPUT "SEARCH MORE NAMES? (Y/N)"
:X$
99 IF X$="Y" THEN 77
101 GOTO 109
103 NEXT I
105 PRINT :::" THE ";Y$:" YOU ARE
SEARCHING FOR": " IS NOT IN THIS
FILE.":***
107 GOTO 97
109 RETURN
111 REM{4 SPACES}**ADD NAMES**
{5 SPACES}
113 A=N+1
115 FOR I=A TO 45
117 CALL CLEAR
119 PRINT :::"ENTER DATA: ";"*";I;"
(MAX:45)":***
121 PRINT " *LAST NAME:"
123 INPUT LN$(I)
125 PRINT : " *FIRST NAME(S):"
```

```

127 INPUT NA$(I)
129 PRINT : " *CHILDREN:" : "
      {3 SPACES}NOTE--DO NOT USE COMMA
      S!"
131 INPUT CH$(I)
133 PRINT : " *STREET ADDRESS:"
135 INPUT AD$(I)
137 PRINT : " *CITY/PROVINCE:" : "
      {3 SPACES}NOTE--DO NOT USE COMMA
      S!"
139 INPUT CP$(I)
141 PRINT : " *POSTAL CODE:"
143 INPUT PC$(I)
145 PRINT : " *PHONE:"
147 INPUT TP$(I)
149 V=I
151 REM{3 SPACES}**VERIFY ENTRIES**
153 CALL CLEAR
155 PRINT "ENTRY"; "*" ; V : :
157 PRINT "YOU ENTERED:" : " " ; LN$(V
); " , " ; NA$(V) : " " ; CH$(V) : " " ; A
D$(V) : " " ; CP$(V)

159 PRINT " " ; PC$(V) : " PHONE: " ; TP
$(V) : : : : :
161 INPUT "CHANGE ANYTHING? (Y/N) " :
X$
163 IF X$ <> "Y" THEN 171
165 C=N+1
167 CALL CLEAR
169 GOSUB 201
171 INPUT "ADD MORE NAMES? (Y/N) " : X
$
173 N=N+1
175 IF X$="N" THEN 181
177 NEXT I
179 INPUT "{4 SPACES}*DATA FILE IS F
ULL*{6 SPACES}*PRESS ENTER TO CO
NTINUE*" : X$
181 RETURN
183 REM{4 SPACES}**CHANGE DATA**
185 PRINT " LAST NAME OF THE PERSON
{3 SPACES}WHOSE DATA IS TO BE CH
ANGED:" : : : :
187 INPUT C$
189 CALL CLEAR
191 FOR C=1 TO N+1
193 IF LN$(C)=C$ THEN 195 ELSE 239
195 PRINT "IS THE PERSON:" : " " ; NA$(
C) : " " ; LN$(C) : :
197 INPUT " (Y/N)?" : X$
199 IF X$="Y" THEN 201 ELSE 239
201 PRINT : : : : : "PRESS{3 SPACES}TO
CHANGE" : :
203 PRINT " 1 = LAST NAME:" : " 2
= FIRST NAME(S):" : " 3 = CHILD
REN:" : " 4 = STREET ADDRESS"

205 R=C
207 R$=" *ENTER THE NEW DATA:"
209 PRINT " 5 = CITY/PROVINCE:" : "
6 = POSTAL CODE:" : " 7 = PHO
NE:" : " 8 = NO CHANGE" : : : : :

211 INPUT P
213 CALL CLEAR
215 IF P<1 THEN 211
217 IF P>8 THEN 211
219 IF P=8 THEN 229
221 ON P GOSUB 245,251,257,263,269,2
75,281
223 PRINT : "MORE CHANGES FOR:" : " "
; NA$(R) : " " ; LN$(R) : :
225 INPUT " (Y/N)?" : Y$
227 IF Y$ <> "N" THEN 201
229 PRINT : : : "CHANGE DATA FOR OTHER
NAMES?" : : :

231 INPUT " (Y/N) " : Z$
233 CALL CLEAR
235 IF Z$ <> "N" THEN 185
237 RETURN
239 NEXT C
241 RETURN
243 REM{3 SPACES}**CHANGE LOOPS**
245 PRINT "LAST NAME WAS:" : : LN$(R) : :
: R$
247 INPUT LN$(R)
249 RETURN
251 PRINT "FIRST NAME(S) WERE:" : : NA$(
R) : : : R$
253 INPUT NA$(R)
255 RETURN
257 PRINT "CHILDREN WERE:" : : CH$(R) : :
: R$
259 INPUT CH$(R)
261 RETURN
263 PRINT "ADDRESS WAS:" : : AD$(R) : : : R
$
265 INPUT AD$(R)
267 RETURN
269 PRINT "CITY/PROVINCE WAS:" : : CP$(
R) : : : R$
271 INPUT CP$(R)
273 RETURN
275 PRINT "POSTAL CODE WAS:" : : PC$(R)
: : : R$
277 INPUT PC$(R)
279 RETURN
281 PRINT "PHONE NUMBER WAS:" : : TP$(R
) : : : R$
283 INPUT TP$(R)
285 RETURN
287 REM{4 SPACES}**DELETE NAMES**
289 INPUT "LAST NAME? " : X$
291 FOR I=1 TO N
293 IF LN$(I) <> X$ THEN 325
295 PRINT : : "IS THE PERSON:" : " " ; N
A$(I) : " " ; LN$(I) : :
297 INPUT " (Y/N)?" : Y$
299 IF Y$ <> "Y" THEN 325
301 A=I
303 FOR D=A TO N
305 LN$(D)=LN$(D+1)
307 NA$(D)=NA$(D+1)
309 CH$(D)=CH$(D+1)
311 AD$(D)=AD$(D+1)
313 CP$(D)=CP$(D+1)
315 PC$(D)=PC$(D+1)
317 TP$(D)=TP$(D+1)
319 NEXT D
321 N=N-1
323 GOTO 327
325 NEXT I
327 INPUT "MORE DELETIONS? (Y/N) " : X$
329 IF X$="Y" THEN 289
331 RETURN
333 REM{3 SPACES}**ALPHABETIZE LIST*
*{3 SPACES}
335 PRINT "{7 SPACES}PLEASE WAIT..."
: : : "THE LIST IS BEING ARRANGED"
: : : : : :
337 B=1
339 B=2*B
341 IF B<=N THEN 339
343 B=INT(B/2)
345 IF B=0 THEN 369
347 FOR Y=1 TO N-B
348 X=Y
349 I=X+B
351 IF LN$(X)=LN$(I) THEN 363
353 IF LN$(X)<LN$(I) THEN 365
355 GOSUB 381
357 X=X-B
359 IF X>0 THEN 349

```

```

361 GOTO 365
363 GOSUB 373
365 NEXT Y
367 GOTO 343
369 RETURN
371 REM{3 SPACES}**ORDER FIRST NAMES
   **{3 SPACES}
373 IF NA$(X)<NA$(I) THEN 377
375 GOSUB 381
377 RETURN
379 REM{3 SPACES}**CHANGE ORDER**
381 N$=LN$(X)
383 LN$(X)=LN$(I)
385 LN$(I)=N$
387 N$=NA$(X)
389 NA$(X)=NA$(I)
391 NA$(I)=N$
393 N$=CH$(X)
395 CH$(X)=CH$(I)
397 CH$(I)=N$
399 N$=AD$(X)
401 AD$(X)=AD$(I)
403 AD$(I)=N$
405 N$=CP$(X)
407 CP$(X)=CP$(I)
409 CP$(I)=N$
411 N$=PC$(X)
413 PC$(X)=PC$(I)
415 PC$(I)=N$
417 N$=TP$(X)
419 TP$(X)=TP$(I)
421 TP$(I)=N$
423 RETURN
425 REM{3 SPACES}**SAVE DATA FILE**
   {5 SPACES}
427 GOSUB 467
429 OPEN #1:L$,INTERNAL,OUTPUT,FIXED
   150
431 PRINT #1:N
433 FOR I=1 TO N
435 PRINT #1:LN$(I),NA$(I),CH$(I),AD
   $(I),CP$(I),PC$(I),TP$(I)
437 NEXT I
439 CLOSE #1
441 RETURN
443 REM{4 SPACES}**LOAD DATA FILE**
   {6 SPACES}
445 GOSUB 467
447 OPEN #1:L$,INTERNAL,INPUT ,FIXED
   150
449 INPUT #1:N
451 FOR I=1 TO N
453 INPUT #1:LN$(I),NA$(I),CH$(I),AD
   $(I),CP$(I),PC$(I),TP$(I)
455 NEXT I
457 CLOSE #1
459 CALL CLEAR
461 PRINT " ";L$::" THIS FILE HAS"
   ;N;"ENTRIES.":::" *45 ENTRIES IS
   MAXIMUM*"::::
463 INPUT " *PRESS ENTER TO CONTINUE
   *":X$
465 RETURN
467 PRINT "{5 SPACES}WHAT IS THE NAM
   E OF?:"{4 SPACES}YOUR STORAGE DE
   VICE?":::"(EXAMPLE: CS10R DSK1.FIL
   E)"::::
469 INPUT L$
471 RETURN
473 REM **SUB TO PRINT LABELS/LIST*
   *
475 PRINT "PRESS{3 SPACES}TO PRINT":
   ::" 1{5 SPACES}MAILING LABELS":
   ::" 2{5 SPACES}MAILING LIST"::::
   ::

```

```


477 INPUT P
479 IF P<1 THEN 477
481 IF P>2 THEN 477
483 PRINT :::::::::::8$::::::::::
485 IF P<>1 THEN 505
487 FOR I=1 TO N
489 GOSUB 495
491 NEXT I
493 RETURN
495 OPEN #2:P$
497 PRINT #2:TAB(5);NA$(I);" ";LN$(I
   ):TAB(5);AD$(I):TAB(5);CP$(I);"
   ";PC$(I):::
499 CLOSE #2
501 RETURN
503 REM{4 SPACES}**PRINT MAIL LIST**
505 FOR I=1 TO N
507 GOSUB 513
509 NEXT I
511 RETURN
513 OPEN #2:P$
515 PRINT #2:TAB(5);LN$(I);", ";NA$(
   I);"{6 SPACES}";CH$(I):TAB(5);AD
   $(I);"{3 SPACES}";CP$(I);" ";PC$(I)
517 PRINT #2:TAB(60);" (P)-";TP$(I)::
519 CLOSE #2
521 RETURN
523 REM{3 SPACES}**FINISH SESSION**
   {5 SPACES}
525 INPUT "{7 SPACES}DO YOU WISH TO
   {10 SPACES}TERMINATE THIS SESSION
   ?{5 SPACES}(Y/N)":X$
527 CALL CLEAR
529 IF X$<>"Y" THEN 25
531 PRINT "{6 SPACES}HAVE A NICE DAY
   !"::::
533 STOP

```

©

# TI-99/4A™

**NEW FROM COMPUTE!**



## PROGRAMMER'S REFERENCE GUIDE FOR THE TI-99/4A™

by C. Regena,  
**COMPUTE! Columnist**

Contains over 40 programs! An indispensable guide to understanding your TI-99/4A. Everything you need to know about: learning BASIC, editing, variables, graphics, music, speech, mathematical functions, using files and arrays, sorting, conserving memory, and much more. Useful for everyone from beginners to experienced programmers.

**RESERVE YOUR FIRST EDITION TODAY!**

YES! Send me a copy of the *Programmer's Reference Guide for the TI-99/4A*.

\_\_\_\_\_ \$14.95 (plus \$2 shipping/handling) check or money order enclosed.

\_\_\_\_\_ Charge my  VISA  MasterCard  American Express

Acct. # \_\_\_\_\_ Exp. \_\_\_\_\_

Prepaid orders only. All orders must include \$2 S/H.

Name \_\_\_\_\_

Address \_\_\_\_\_

City/State/Zip \_\_\_\_\_

**COMPUTE! Books** • P.O. Box 5406 • Greensboro, NC 27403

Please allow 4-6 weeks for delivery.

# VIC Bitmapping

C. D. Lane

*If you don't think that there's enough space in an unexpanded VIC to create exciting, high resolution graphics, you're in for a surprise.*

*Bitmapping, controlling each tiny dot on the TV screen, is the only way to gain total control over the video image. The finest, sharpest graphics result when you govern each point of light separately.*

*This article deals exclusively with BASIC programming and contains a ready-to-run demo program along with an engaging, high-resolution, two-player game called "Lines." Nevertheless, some of the concepts here might be new to the beginning VIC user so we've provided a brief dictionary of the more complicated terms.*

---

Bitmapping allows us to turn any bit on the screen on or off, usually under the control of a program. Bitmapping the VIC's screen requires software routines to plot the bits, proper initialization of the video registers, and most of RAM to store the screen.

## Sizes And Shapes

The video chip in the VIC-20 computer cannot address expansion RAM. This limitation leaves it 1K of RAM starting at address 0, 4K of RAM starting at 4096 (\$1000 hex), 4K of ROM starting at 32768 (\$8000), and 1K of nybble RAM starting at 37888 (\$9400). The normal state of a 5K unexpanded VIC has the character memory in the 4K of ROM, the screen memory in 506 bytes of RAM at 7680 (\$1E00), and the color memory in 506 bytes of nybble RAM at 38400 (\$9600). (*Nybble* just means that items are stored in four-bit large spaces in memory, rather than the normal, eight-bit groups called *bytes*.)

There are two character sizes on the VIC 6560 video chip, 8 bits by 8 bits and 16 bits by 8 bits. The 8 x 8 characters are the norm, and the character ROM is set up to use these. The 16 x 8 characters are twice as tall, and are useful in bitmapping the screen since they double the graphic area using the same amount of screen memory. The 8 x 8 characters are advantageous when using shapes from the character ROM, and they are simpler to initialize and plot.

At most, 256 different characters of 64 bits each, or 16,384 bits, can be addressed with 8 x 8

characters. To get more screen area you must use 16 x 8 characters. With the larger characters, 256 characters of 128 bits – or 32,768 bits maximum, twice as many – can be addressed. The 16 x 8 characters can be selected by turning on the low bit of 36867 (\$9003). (You can turn this bit on by POKEing it with any odd number.)

The screen can also be bitmapped in multi-color mode. Multicolor mode is covered in detail in the *VIC-20 Programmer's Reference Guide*. Multicolor mode reduces horizontal resolution to half of normal, so the characters are now 8 x 4 and 16 x 4, using two bits for each pixel on the screen. Pixels are located in a byte by using powers of 4, rather than the powers of 2 used in high resolution mode.

Usually you will need to reshape the screen for your graphic program, since you will probably be using less area than the normal screen. Memory location 36866 (\$9002) controls the number of columns on the screen, and 36867 (\$9003) controls the number of rows, as well as the double high characters. Be careful of the meaning of rows when using the larger characters since rows become twice as tall.

You can format the screen by using the combination of columns and rows, which results in the closest thing to a square shape, or a combination that uses all of the RAM available. An alternate scheme is to try to do both. The standard VIC screen uses this combination: with 22 columns by 23 rows, it achieves the "most square" screen possible, using as many of the 512 characters as it can (leaving only 6 characters unused).

## Where It All Goes

When you're bitmapping the screen from BASIC, there is quite a lot to fit into a small space: the screen, character, and BASIC memories all must go into the 4K of RAM at address 4096 (except, of course, in an expanded VIC, where BASIC can be moved out of internal memory). There are several ways we can accommodate BASIC and character memories, all with the screen at address 7680. In the table below, the first column is the value to POKE into the character pointer register of the VIC chip; 52,56 are the high bytes of the end of RAM pointers.





**VIC-20**

**\$99**

**COM-64**

**\$427**



MEMORY EXPANSION

**16K RAM**

**\$69**

**8K RAM**

**\$39**

SOFTWARE FOR THE VIC-20

WORD PROCESSING ..... \$23.00

ADV WORD PROCESSING ..... \$32.00

MAILING LISTS ..... \$20.00

SOFTWARE FOR THE COM-64

WORD PROCESSING ..... \$38.00

MAILING LISTS ..... \$20.00

*Call for other software items.*

VIC 1541 DISC DRIVE ..... \$339.00

VIC 1530 1530 DATASSETTE ..... \$ 64.95

VIC 1525 GRAPHIC PRINTER ..... \$339.00

2Kx8 STATIC RAM CHIPS (200 NSEC) QTY. .... ea. \$ 7.95



ORDER FORM

(Circle Above Items)



CHECK ONE:

VISA  MASTERCARD

Check Enclosed  C.O.D.

Credit Card # \_\_\_\_\_

Expiration Date \_\_\_\_\_

Credit Cards add 3%

Add 3% Shipping Charge

COD's add \$1.50 plus 20% Deposit

Required CA Res. 6½% Tax

NAME \_\_\_\_\_

STREET \_\_\_\_\_

CITY \_\_\_\_\_

STATE \_\_\_\_\_ ZIP \_\_\_\_\_

PHONE \_\_\_\_\_

Personal checks accepted  
(Allow 3 weeks extra)

**U.S. TECHNOLOGIES**

1625 W. OLYMPIC SUITE 800

LOS ANGELES, CA 90015

(213) 383-8127

(Information & Orders)

CREDIT CARD ORDERS ONLY CALL TOLL FREE:

1-800-824-7888★ (48 states) 1-800-824-7919 ★ (Alaska & Hawaii) ★ Ask for Operator #649

			Usable RAM		# of Chars		Screen Shape	
36869	Start	52,56	Graphic	BASIC	8x8	16x8	Square	Maximum
252	4096	16	3.5K	none	256	224	21x21	16x28
253	5120	20	2.5K	1K	256	160	17x18	16x20
254	6144	24	1.5K	2K	192	96	13x14	12x16
255	7168	28	0.5K	3K	64	32	8x8	8x8

Moving the screen memory from 7680 to the top of the lower 1K of memory – for example, 768 (\$0300), where the tape buffers are – adds 64 8x8 or 16 16x8 characters to the above figures (and adds 0.5K to the available RAM figures). However, this move is more safely accomplished via machine language. The character pointer can also be pointed at the first 1K of RAM (POKE 36869,248), but this is not very useful since page zero is used in both BASIC and machine language programming.

The case where the character pointer equals 255 is described in detail in the *Reference Guide*. This arrangement gives the user very little graphic area, but does allow mixing graphic characters with a subset of the ROM characters.

## Programming The Bitmap

The first step in bitmapping the screen is to allocate RAM for the character memory in an area outlined in the chart. We must keep BASIC from using this memory by POKEing locations 52 and 56 with the high byte of the starting location we have chosen, and POKEing locations 51 and 55 with the low byte (which is zero for the examples in this article since they all begin on a page boundary).

To initialize the character memory, clear it by POKEing each byte with a zero. Next, initialize the screen memory by sequentially numbering the locations and POKEing each byte with its distance (in bytes) from the start of screen memory.

### Program 1: Polargraph

```

10 POKE55,0:POKE52,20:POKE56,20:CLR:V=368
  64:M=5120:H=248:W=7680:R=38400:K=
  63:S$="N"
20 U=2/3:T=1:F=0:Q=63:B=.01:L=1:C=2:FORI=
  .TO7:T%(7-I)=2^I:NEXT:POKEV+1,37:
  POKEV+3,32
30 PRINTCHR$(147)TAB(6)"POLARGRAPH"CHR$(1
  7):INPUT"FREQUENCY";F
40 INPUT"OBJECT COLOR 1-8";C:IFC>8ORC<1GO
  TO40
50 INPUT"SCREEN COLOR 1-8";T:IFT>8ORT<1GO
  TO50
60 INPUT"SIZE 0-63";Q:IFQAND192GOTO60
70 INPUT"ECCENTRICITY <=1";U:IFABS(U)>1GO
  TO70
80 INPUT"RESOLUTION";B:INPUT"CYCLES";L:IN
  PUT"SOLID Y/N";S$:PRINTCHR$(17)"P
  LEASE WAIT";
90 FORI=MTOW-512:POKEI,,:NEXT:POKEV+5,253
  :POKEV,11:POKEV+2,144:G=S$<>"Y"

```

```

100 POKEV+15,17*T-9:FORI=.TO255:POKEW+I,I:
  POKER+I,C-1:NEXT:FORI=.TOL*2*STE
  PB
110 S=ABS(COS(F*I)*Q):X=COS(I)*S*U+K:Y=SIN
  (I)*S+K:GOSUB160:IFGGOTO150
120 IFABS(X-K)>ABS(Y-K)GOTO140
130 S=SGN(K-Y):E=(K-X)/(K-Y)*S:X=X-E:FORY=
  YTOKSTEPS:X=X+E:GOSUB160:NEXT:GOT
  O150
140 IFX<>KTHENS=SGN(K-X):E=(K-Y)/(K-X)*S:Y
  =Y-E:FORX=XTOKSTEPS:Y=Y+E:GOSUB16
  0:NEXT
150 NEXT:WAIT198,1:GETA$:POKEV+5,240:POKEV
  +15,24:POKEV,5:POKEV+2,150:GOTO30
160 Z=(YANDH)*15+Y+(XANDH)+M:POKEZ,PEEK(Z)
  ORT%(XAND7):RETURN

```

### Program 2: Lines

```

10 POKE52,20:POKE56,20:CLR:V=36864:M=5120
  :S=7680:C=38400:Q=8160:W=240:GOTO 80
20 I=1-I:FORY=.TO6STEP2:X=Y+I*8:POKEQ+1,H
  %(X):SYS(Q):IFPEEK(Q+19)=H%(X+1)T
  HENX=Y:Y=W
30 NEXT:POKEV+13,W:IFY>WTHENP%(I,.)=(X=4)
  -(X=.) :P%(I,1)=(X=2)-(X=6)
40 X=P%(I,2)+P%(I,.):Y=P%(I,3)+P%(I,1):PO
  KEV+13,.:IFX>63ORY>159ORX*Y<.GOTO 70
50 P%(I,2)=X:P%(I,3)=Y:Y=(YANDW)*15+Y+(X*
  4ANDW)+M:X=T%(XAND3):IFPEEK(Y)AND
  XGOTO70
60 POKEY,XORI*X*2ORPEEK(Y):GOTO20:DATA60,
  60,62,62,60,62,56,60,32,32,,48,32
  ,48,48,32
70 POKEV+15-I,17-I:FORI=.TOM:NEXT:GOTO110
  :DATA138,96,110,1,114,142,2,114,1
  10,212,,65
80 POKEV+1,30:POKEV+3,21:POKEV,11:POKEV+2
  ,144:POKEV+5,253:DIMP%(1,3),H%(15
  ),T%(3)
90 FORI=.TO255:POKES+I,I:POKEC+I,8:NEXT:D
  EFFNR(X)=INT(RND(1)*X):FORI=.TO3:
  T%(3-I)=4^I
100 NEXT:FORI=.TO15:READX:H%(I)=X+191:NEXT
  :FORI=.TO11:READX:POKEI+Q,X+31:NEXT
110 FORI=MTOS:POKEI,,:NEXT:POKEV+15,19+FNR
  (5):POKEV+14,16*FNR(5)+63
120 FORI=.TO1:P%(I,.)=:P%(I,1)=FNR(2)*2-1
  :P%(I,2)=21*(I+1):P%(I,3)=80:NEXT
  :I=1:GOTO20

```

To plot, we will use cartesian (X,Y) coordinates, where Y is zero at the top of the screen and X is zero at the left of the screen, making the HOME position the origin (0,0). Both are bounded on the high end by the particular height and width chosen for the screen in bits. To plot a particular bit in memory from its X,Y coordinates, we must determine the actual character it resides in – which byte of that character, and which bit of that byte.

To determine what character the bit is in, drop the low order digits of the coordinates, where the number of low order digits equals log base 2 (dimension in pixels of the character). Next find the number of the character by multiplying the character's Y coordinate by the number of X characters in each row and add in the character's X coordinate. The low order Y bits not used earlier are the number of the byte in the character the bit is in.  $128 / (2 \text{ to the low order X bits})$  locates the bit in the byte.

For example, in a 16 x 16 character screen with 8 x 8 characters, use  $\text{INT}(\text{coordinate}/8)*8$  or simply  $(\text{coordinate AND } (255 - 7))$  to get the character coordinates (but don't throw away the original values!). The location of the character is  $X + Y * 16$  (the number of columns).

Location of byte in memory =  
Start of character memory  
+ Number of character the byte is in \* Number of bytes in character  
+ The low order Y bits (the byte in the character)

To set a bit, POKE byte, PEEK(byte) OR  $128 / (2 \uparrow \text{low order X bits})$

To clear a bit, POKE byte, PEEK(byte) AND NOT  $128 / (2 \uparrow \text{low order X bits})$

To plot bits faster, store the powers of 2 (or 4 for multicolor mode) in an array at initialization time, saving the time of computing the powers each time.

Two programs are included here to illustrate bitmapping the screen.

## Polargraph

Polargraph (Program 1) prompts the user for various parameters and uses these to draw spiral curves and solid objects. The program uses polar coordinates and the SIN( ) function to calculate the shapes, translates these to cartesian coordinates and plots them on the VIC's linear memory in high resolution mode. Polargraph asks for the following parameters to control plotting:

Frequency? This controls the number of "leaves" on the design; higher numbers give more leaves. It also controls overlapping - whole numbers give non-overlapping "leaves" and rational numbers give more complex patterns. As the frequency decreases from 1 to 0, different types of cardioids are produced, degenerating into spirals, and eventually ending in a perfect circle at zero, the default value. Any value is legal for this parameter.

Object color? Screen color? The number the user enters is the number on the key that the color he wishes is on; black = 1, white = 2, and so on. Numbers from 1 to 8 are legal here. The default is a white object on a black screen.

Size? This controls how far out from the center the object extends. A value around zero will make a dot in the center of the screen, and a value of 63 (half the width in bits of the screen) will make the largest possible shape. The default value here is 63.

Eccentricity? This controls how elliptical the shape is. The default 2/3 produces the most symmetric result on the screen. The default is less than 1 since the VIC's screen is not square (it uses rectangular pixels). A value of 1 (circular) is best when sending the shapes to a printer. The shapes can be stretched both horizontally or vertically. Legal values are between -1 and 1.

Resolution? This controls how many dots are used to draw the figure. A high resolution makes a finer drawing, but takes longer to draw. A low resolution draws faster with less precision. The default is .01, any value is legal, and the usable range is .5 to .001.

Cycles? This is the number of times around the graph the program runs. Its setting is related to the frequency. A simple whole number frequency requires only 1 cycle. A frequency of 3.33 requires 3 cycles to complete the drawing; 1.25 requires 2; 2.125 requires 4, and so forth. The default is 1 cycle; any value is legal. This parameter can be used to force partial drawings, open curves, incomplete spirals, etc.

Solid? This parameter controls whether the shape is drawn with dots or lines. Lines make sense only with whole number frequencies. Line mode is slower. The default is "N" which is dot mode. Legal values are "Y" and "N" (yes and no).

The user does not have to enter every parameter; just RETURNing uses the defaults outlined above. Once a drawing is complete, typing any key will get it back to the parameter menu. The defaults become the values entered on the last run, so you can just change one or more parameters to see their effect while holding others constant.

Polargraph uses a 16 row by 16 column screen in 8 by 8 character format (256 characters), simplifying the mathematics of plotting due to the symmetry of the screen. The LINES program formats the screen in a more complex and less symmetric fashion.

The designs produced by Polargraph can be printed on the VIC 1515 (or other) printer with the routine in my article "Printing the Screen" in *COMPUTE!'s First Book of VIC (COMPUTE! Books, 1982)*. You will need to remove the IF statement after the colon on the end of line 5 if you are using more than 64 graphic characters (as Polargraph does). The variables HIGH and WIDE will also need to be adjusted to the dimensions (in characters) of the screen you are using. These changes

# Brief Definitions

Dan Carmichael, Assistant Editor

Some of the terms used in this article might be unfamiliar. Here's a short description of the main ideas:

● **Bitmapping.** Bitmapping is a process whereby each tiny individual dot (pixel) on a TV screen or monitor is represented by its own "bit" in memory. When the corresponding memory bit is zero (off), the dot (or pixel) is off. When the bit is a one (on), the pixel is turned on. Each byte of memory (an address like 1525) is made up of eight bits.

When bitmapping the VIC-20, there are 32,384 separately programmable pixels. With each pixel assigned to one bit (or eight pixels to the byte), it would take 4048 bytes to bit-map the entire screen.

● **Cardioids.** A cardioid is a heart-shaped, closed curve that is produced by tracing a fixed point on one circle as it is rolled around the circumference of another equal, stationary circle.

Refer to figures 1 through 3. As circle 2 is rolled around the circumference of stationary circle 1 (Figures 1 and 2), the fixed point "P" on circle 2 begins to rotate and produce the heart-shaped cardioid curve. Figure 3 represents one complete revolution around fixed circle 1 and displays the completed, closed cardioid curve.

Cardioid curves are used in geometric applications for the classical problem of trisecting an angle. In "Bitmapping The Screen," various types of cardioids are produced in the Polargraph program.

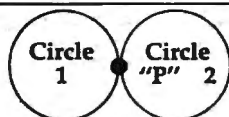


Figure 1.

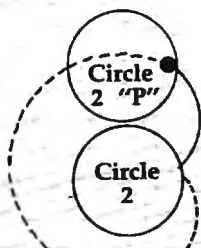


Figure 2.

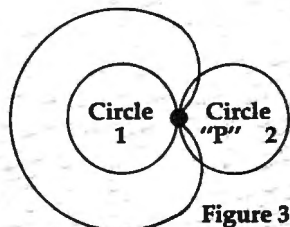


Figure 3.

## "Drawing" The Cardioid Curve

● **Cartesian Coordinates.** The Cartesian Coordinate system is the common  $x - y$  coordinate system that is widely used in plotting charts and graphs. The  $x$  coordinate represents an imaginary horizontal plane, the  $y$  a vertical plane (refer to Figure 4). Positions are plotted by indicating their  $x$  and  $y$  coordinates ( $x,y$ ). That is, you can locate anything by giving a horizontal and vertical number. It's like the way you can locate a particular street on a city map by looking for it within the square called "F-5" or "C-2."

In the article "VIC Bitmapping,"  $x$  coordinate points begin at the left of the screen,  $y$  coordinate points begin at the top of the screen (see Figure 5). Coordinate 0,0 thereby becomes what computerists call the HOME position, the upper left corner of the screen. Screen positions are plotted by raising or lowering the  $x$  and  $y$  coordinates. Figure 5 illustrates plotted examples where the  $x,y$  coordinates are 11,12 (middle of the screen), and 22,23 (lower righthand corner).

Figure 4.

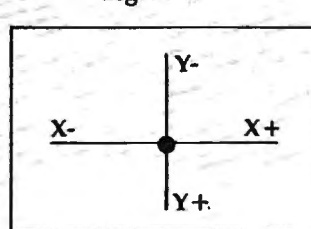
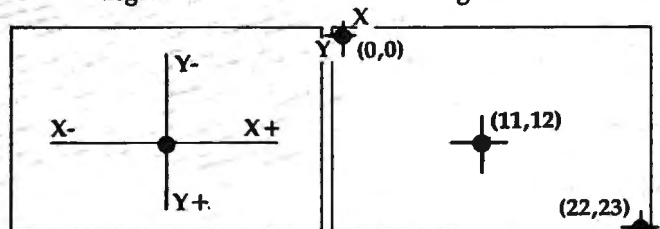


Figure 5.



## Cartesian Coordinates On The TV Screen

● **Low Byte - High Byte.** For a complete definition of low byte - high byte (LBHB) addressing techniques refer to *An Explanation of LBHB* in "All About USR" in this issue.

● **Screen Memory.** Screen memory is the memory in the VIC that retains the image of what is displayed on the screen. Screen memory is RAM, and its contents are defined by the user. POKEing values into the screen memory will, in effect, display characters on the screen.

● **Polling The Keyboard.** "Polling" is the process of continually checking the status of a device (such as a keyboard, peripheral, etc.) to determine if anything has changed. *Polling the Keyboard* in the VIC means that the operating system of the VIC-20 checks the keyboard (60 times every second) to determine if any keys have been pressed.

will allow the printing of any large graphic screen.

## The Lines Game

"Lines" (Program 2) is a two-player game in which each player independently guides his own line from the keyboard. The screen is formatted in double high character mode, with 16 columns by 10 rows (the equivalent of 20 rows in regular character format). The program makes the maximum use of the RAM available with BASIC and the screen in the same 4K. The screen is in multicolor mode with the two players' lines controlled by different color registers, so that they can run alongside each other without color interference, making for slightly more complicated plotting, but greater visual effect.

Each player controls a constantly growing colored line on the screen; he must not touch the walls, the other player's line, or his own line, or else his line disappears. The left line is controlled by keys A (left), D (right), W (up), and X (down). The right line is controlled by keys K (left), ; (semicolon, right), O (up), and . (period, down). The two players do not interfere with each other's control even though they both use the same keyboard.

The technique used to poll the keyboard is described in detail by Mike Bassman and Salomon Lederman in *COMPUTE!'s First Book of VIC*. The machine language subroutine in LINES has been moved into unused screen memory, in order to keep character memory free. It's easier to use the game if the keys that control the lines are marked with paper sticker arrows.

Both programs are as compact as possible in order to be fast and not exceed the 1K limit to program and variable space imposed by the large screen. Both programs are for an unexpanded VIC; however, they will also run with a 3K expander, all 3K of which is available for extra code.

Bitmapping the screen requires careful accounting of memory usage and small, efficient programs in an unexpanded VIC. With a little extra thought and work, it is possible to produce dazzling graphic displays and games without special hardware or software additions.



The Intelligent Choice  
In Personal Software.  
\*C-64/VIC-20

MTS offers you:  
Professional Solutions  
Quality Software  
Affordable Prices  
And . . . Service


\*Reg. T.M. of Commodore Inc.

BCALC  
Electronic Spreadsheet  
YOUR FILING SYSTEM  
Sequential Database  
THE SMART 64 TERMINAL  
Flexible Emulator  
YOU CAN DO MATH!  
Sophisticated Tutorial  
BASIC AID  
Programmer Tools


Dealer availability      **MICROTECHNIC SOLUTIONS INC.™**  
Inquiries (203) 389-8383      P.O. BOX 2940, New Haven, Ct. 06515

## MEMOREX FLEXIBLE DISCS

**WE WILL NOT BE UNDER-  
SOLD!** Call Free (800)235-4137  
for prices and information. Dealer  
inquiries invited and C.O.D.'s  
accepted.



PACIFIC  
EXCHANGES  
100 Foothill Blvd.  
San Luis Obispo, CA  
93401. In Cal. call  
(800) 592-5935 or  
(805) 543-1037



**FOXSOFT™** Presents.... *SpryteByter™*


For the Commodore 64™

The user affectionate sprite development program. Menu-driven, mono/multicolor sprites, joystick/keyboard, tape/disk. 20K w/FAST machine language routines. Over 60 commands: ROTATE (any angle 0 - 360), INVERT/OBVERT, SHIFT, SYMMETRY, AND/OR, REVERSE, REVIEW, MOVIE (animation). Create and edit up to 128 sprites per file. For programming efficiency and FUN! Includes the Game Maker - automatically prepares a base for game development.

Cassette \$29.95 (U.S. Funds)  
Disk \$34.95

**FOXSOFT™**  
P.O. Box 507  
Deer Park, Texas 77536  
(713) 473-6723

A Division of Foxfire Systems, Inc.




## VIC-20 and Commodore 64

ADVENTURES

<p><b>BANSHEE CASTLE</b> An unbelievable adventure that will try your patience. But intelligence, persistence and stamina pays off. An action-packed game that keeps you on edge. VIC 16K Req.      \$19.95 C-64</p>	<p><b>MAGGIE</b> (Artificial Intelligence) Have a relationship with your computer that's hard to believe. Discuss it with "Maggie" VIC 16K Req.      \$19.95 C-64</p>
<p><b>WHO-DUN-IT?</b> Mystery-lover's delight. How's your analytical mind? If you have any logic...this is the game for you. VIC 16K Req.      \$19.95 C-64</p>	<p><b>SCRAMBLERS?</b> We have it. The ultimate challenge in word scramble. 3 games on one tape. Test your skill &amp; knowledge. No exp. req. VIC C-64      \$19.95</p>

ORDER ALL 4 FOR 70.™  
CHECK OR MONEY ORDER  
ADD \$1.50 FOR P & H



3133 South Nucla Street  
Aurora, Colorado 80013  
303 / 684-3088

DEALER INQUIRIES INVITED.

## FREE PROGRAMS ?

**Commodore 64, Pet. & Vic 20 owners, why buy? Trade!!**

Hundreds of people like yourself, whether you're an amateur or advanced programmer, are creating fantastic new programs on their computers and they would like to exchange their programs with others. The Software Exchange makes this possible. Send your cassette or disc with the program you wish to share. We catalog it and replace it with 5 specially selected programs of others and return them to you. There is no cost for the programs, however, we do ask \$9.95 to cover costs of filing, advertising, mailing and handling. To receive your 5 programs!!!! Send your program on minimum 30 min. cassette (to allow space for return programs) or disc (any 5 1/4 commodore) and your name, address, type of computer, memory size & your program preference along with \$9.95 to:

**THE SOFTWARE EXCHANGE  
P.O. BOX 150  
Hood River, Oregon 97031**

Amateurs may not have the best programs to send, but don't dismay even if you don't gain national recognition you will still receive 5 great programs to inspire you. Don't delay! Get started and send in. Be sure to include all information requested!!!

# CAPUTE!

Modifications Or Corrections To Previous Articles

## 64 Video, Part III

Line 40 of the demonstration program from Part III of Jim Butterfield's "Commodore 64 Video - A Guided Tour" (p. 160, April 1983) should read:

```
40 FOR J=0 TO 62:READ X:POKE J+832,X:NEXT J
```

## Atari One-On-One

To use paddles with the Atari version of this game from the May 1983 issue (p. 48), change line 650 to read:

```
650 BLINE=250
```

## Editype For The 64 And VIC

Reader Clifford Johnsen supplied changes which allow the VIC Editype mini word processing program from the April 1983 issue (p. 50) to run on the Commodore 64. Delete lines 265 and 266 and modify the following lines:

```
210 A$(K)=A$(K)+C$: C$="": IF LEN(A$(K))
```

```
<40 THEN 120
240 FOR U=1 TO 40-LEN(A$(K)): PRINT CHR$(20);: NEXT U
5025 FOR B=1 TO 40
```

For VIC or 64 users, the following change to line 180 suggested by John Stoddard will provide an underline cursor to eliminate confusion about where the next character will be printed:

```
180 PRINT C$;"{DOWN}{LEFT}";CHR$(32);CHR$(163);"{UP}{LEFT}";
```

## Computer Literacy On The Timex/Sinclair

Program 4, "Big Letters," from this article in the April 1983 issue (p. 165) requires one correction. Change line 140 to read:

```
140 LET W$=W$(2 TO LEN W$)
```

## Atari SuperFont Plus

Author John Slaby has found the following corrections to minor bugs in his improved version of SuperFont which was published in the February 1983 issue (p. 154):

```
1200 POKE 54286,192:GOSUB 390:GOTO 520
1440 DATA 72, 169, 100, 141, 10, 212
1700 IF A=58 OR (A>47 AND A<58) OR (A>64 AND A<=90) OR A=46 THEN 1720
```

Also, D. Chouiniere suggests that to eliminate the problem of scrolling of the display, line 500 should be changed to 525 and then line 500 should be deleted.

# ACCOLADE COMPUTER PRODUCTS

## HARDWARE

Commodore 64 .....	\$419.95
1525-E Printer .....	\$329.95
1515 Disk Drive .....	\$329.95
BMC Color Monitor .....	\$349.95
Star Micronics	
Parallel Interface .....	\$69.95
Gemini 10 .....	\$329.95
Gemini 15 .....	\$536.95
24K Golden Ram .....	\$149.24
Vic Rabbit .....	\$39.95
Wico Joystick .....	\$22.50
Wico Joystick "Red Ball" .....	\$25.00
HES Sound Box .....	\$12.50

## BOOKS

Commodore Reference Guide	\$19.50
VIC Reference Guide .....	\$16.50
1st Book of VIC .....	\$9.50
2nd Book of VIC .....	\$12.95
1st Book of Commodore 64	\$12.95
Tricks for VICS .....	\$9.95

## SOFTWARE (COMMODORE 64)

<b>Avalon Hill</b>		<b>Sierra on Line</b>	
B1 Nuclear Bomber .....	\$12.00	Frogger (disk) .....	\$29.95
Midway Campaign .....	\$12.00	<b>Sirius</b>	
North Atlantic .....	\$12.00	Blade of Blackpoole .....	\$29.95
Nuke .....	\$12.00	<b>Spinnaker</b>	
Planet Miners .....	\$12.00	In Search of the	
Andromeda Conquest .....	\$13.50	Most Amazing Thing (disk)	\$29.95
<b>Broderbund Software</b>		<b>Synapse</b>	
Choplifter .....	\$26.95	Ft. Apocalypse .....	\$26.95
David's Midnight Magic .....	\$33.95	Survivor .....	\$26.95
Sea Fox .....	\$29.95	Pharoh's Curse .....	\$26.95
Serpentine .....	\$29.95	<b>UMI</b>	
<b>HES</b>		Renaissance .....	\$29.95
HESMON 64 .....	\$29.95	<b>NO REFUNDS ON OPENED SOFTWARE</b>	
HES Writer 64 .....	\$33.95		
<b>Royal</b>			
Quick Brown Fox .....	\$59.95		

## Dealer inquiries invited

California residents add 6% Sales Tax  
 Add \$3.00 for shipping and handling (except hardware, add 3% of price)  
 C O D Charge \$1.50 - C O D's, Cashiers Checks or Money Orders only  
 We accept Money Orders, Cashiers Checks.  
 personal checks must take 2 weeks to clear  
 Foreign orders paid in U.S. funds, add \$5.00 for shipping and handling  
 (or 5% of hardware price)

## ACCOLADE COMPUTER PRODUCTS

4858 Coronado Avenue  
 San Diego, CA 92107  
 (619) 223-8599

# COMPUTE! Back Issues

Here are some of the applications, tutorials, and games from available back issues of **COMPUTE!**. Each issue contains much, much more than there's space here to list, but here are some highlights:

**February 1981:** Simulating PRINT USING, Using the Atari as a Terminal for Telecommunications, Attach a Printer to the Atari, Double Density Graphing on C1P, Commodore Disk Systems, PET Crash Prevention, A 25¢ Apple II Clock.

**May 1981:** Named GOSUB/GOTO in Applesoft, Generating Lower Case Text on Apple II, Copy Atari Screens to the Printer, Disk Directory Printer for Atari, Realtime Clock on Atari, PET BASIC Delete Utility, PET Calculated Bar Graphs, Running 40 Column Programs on a CBM 8032.

**June 1981:** Computer Using Educators (CUE) on Software Pricing, Apple II Hires Character Generator, Ever-expanding Apple Power, Color Burst for Atari, Mixing Atari Graphics Modes 0 and 8, Relocating PET BASIC Programs, An Assembler In BASIC for PET, QuadraPET: Multitasking?

**July 1981:** Home Heating and Cooling, Animating Integer BASIC Lores Graphics, The Apple Hires Shape Writer, Adding a Voice Track to Atari Programs, Machine Language Atari Joystick Driver, Four Screen Utilities for the PET, Saving Machine Language Programs on PET Tape Headers, Commodore ROM Systems, The Voracious Butterfly on OSI.

**August 1981:** Minimize Code and Maximize Speed, Apple Disk Motor Control, A Cassette Tape Monitor for the Apple, Easy Reading of the Atari Joystick, Blockade Game for the Atari, Atari Sound Utility, The CBM "Fat 40," Keyword for PET, CBM/PET Loading, Chaining, and Overlaying.

**October 1981:** Automatic DATA Statements for CBM and Atari, VIC News, Undeletable Lines on Apple, PET, VIC, Budgeting on the Apple, Switching Cleanly from Text to Graphics on Apple, Atari Cassette Boot-tapes, Atari Variable Name Utility, Atari Program Library, Train your PET to Run VIC Programs, Interface a BSR Remote Control System to PET, A General Purpose BCD to Binary Routine, Converting to Fat-40 PET.

**December 1981:** Saving Fuel \$\$ (multiple computers: versions for Apple, PET, and Atari), Unscramble Game (multiple

computers), Maze Generator (multiple computers), Animating Applesoft Graphics, A Simple Printer Interface for the Apple II, A Simple Atari Wordprocessor, Adding High Speed Vertical Positioning to Atari P/M Graphics, OSI Supercursor, A Look At SuperPET, Supermon for PET/CBM, PET Mine Maze Game.

**January 1982:** Invest (multiple computers), Developing a Business Algorithm (multiple computers), Apple Addresses, Lowercase with Unmodified Apple, Cryptogram Game for Atari, Superfont: Design Special Character Sets on Atari, PET Repairs for the Amateur, Micromon for PET, Self-modifying Programs in PET BASIC, Tiny-mon: a VIC Monitor, Vic Color Tips, VIC Memory Map, ZAP: A VIC Game.

**May 1982:** VIC Meteor Maze Game, Atari Disk Drive Speed Check, Modifying Apple's Floating Point BASIC, Fast Sort For PET/CBM, Extra Atari Colors Through Artifacting, Life Insurance Estimator (multiple computers), PET Screen Input, Getting The Most Out Of VIC's 5000 Bytes.

**August 1982:** The New Wave Of Personal Computers, Household Budget Manager (multiple computers), Word Games (multiple computers), Color Computer Home Energy Monitor, Intelligent Apple Filing Cabinet, Guess That Animal (multiple computers), PET/CBM Inner BASIC, VIC Communications, Keyprint Compendium, Animation With Atari, VIC Curiosities, Atari Substring Search, PET and VIC Electric Eraser.

**September 1982:** Apple and Atari and the Sounds of TRON, Commodore Automatic Disk Boot, VIC Joysticks, Three Atari GTIA Articles, Color Computer Graphics, The Apple Pilot Language, Sprites and Sound on the Commodore 64, Peripheral Vision Exerciser (multiple computers), Banish INPUT Statements (multiple computers), Charades (multiple computers), PET Pointer Sort, VIC Pause, Mapping Machine Language, Editing Atari BASIC With the Assembler Cartridge, Process Any Apple Disk File.

**January 1983:** Sound Synthesis And The Personal Computer, Juggler And Thunderbird Games (multiple computers), Music And Sound Programs (multiple computers), Writing Transportable BASIC, Home Energy Calculator (multiple computers), All About Commodore WAIT, Supermon64, Perfect Commodore INPUTs, Atari Autonumber, Copy VIC Disk Files, Commodore 64 Architecture.

**February 1983:** How The Pros Write Computer Games, 12 Joysticks Compared, Slalom (a game in 3-D for multiple computers), Super Shell Sort For PET, Atari SuperFont Plus, Creating Graphics On The VIC, Joysticks And Sprites On The 64, Bi-Directional VIC Scrolling, Commodore 64 Video: A Guided Tour, The Atari Cruncher, Easy Apple Editing, VIC Custom Characters For Games.

**March 1983:** An Introduction To Data Storage (multiple computers), Mass Memory Now And In The Future, Games: Closeout, Boggler, Fighter Aces, Letter And Number Play (all for multiple computers), VIC Music, Direct Atari Disk Access, TRS-80 Color Computer Data Base, Apple Subroutine Capture, PET Quickplot, TI Graphics Made Easy, VIC and Atari Memory Management.

**April 1983:** Selecting The Right Word Processor (multiple computers), VIC and Atari Word Processor Programs, Typing Teacher, TI Matchem, Retirement Planner (multiple computers), Air Defense (multiple computers), Dr. Video (Commodore), Video 80 (Software for 80 Columns on the Atari), Color Computer Tester, Timex/Sinclair Sound, Estimating TI Memory, Magic Commodore BASIC.

**Home and Educational COMPUTING!** (Fall 1981 and Summer 1981 - count as one back issue): Exploring The Rainbow Machine, VIC As Super Calculator, Custom Characters, Alternate Screens, Automatic Line Numbers, Using The Joystick (Spacewar Game), Fast Tape Locater, Window, VIC Memory Map.

---

Back issues are \$3 each or six for \$15. Price includes freight in the US. Outside the US add \$1 per magazine ordered for surface postage. \$4 per magazine for air mail postage. All back issues subject to availability.

**In the Continental US call  
TOLL FREE 800-334-0868  
(In NC Call 919-275-9809)**

Or write to **COMPUTE!** Back Issues, P.O. Box 5406, Greensboro, NC 27403 USA. Prepayment required in US funds. MasterCard, Visa and American Express accepted. North Carolina Residents add 4% sales tax.

# Home Energy Applications On Your Personal Computer

**Author:** David E. Pitts

**Price:** \$14.95

**On Sale:** Now

Are you caught in the crunch of spiraling utility bills? Are you shivering from the icy touch of winter drafts, or sweating while expensive air-conditioned breezes seep out of your home into the summer heat?

Maybe your home appliances are burning more energy than they should. Perhaps your home would be warmer with some more insulation and weatherproofing. Or maybe a new air conditioner or a ceiling fan could take the edge off those humid summer nights.

But can you justify the expense of such improvements? Will the insulation, for example, pay for itself after one winter, or will it take three?

Now, with the aid of your personal computer, you can find out. A new book from **COMPUTE!** Publications, *Home Energy Applications On Your Personal Computer*, can help you determine if those expensive home improvements you've been thinking of will send a chill down your spine or leave you with a warm feeling inside.

*Home Energy Applications On Your Personal Computer*, written by David E. Pitts, lets you track and analyze your utility costs so you'll know exactly where your energy dollars are going. But beyond that, it suggests various ways of cutting those costs by making common home improvements and shows you how those improvements can help pay for themselves. *Home Energy Applications* is packed with programs ready to type into your personal computer, whether you have an Apple, Atari, Commodore 64, VIC-20, PET/CBM, Radio Shack TRS-80 Color Computer, Texas Instruments TI-99/4A, or OSI.

Once you give information on your geographical area (anywhere in the mainland United States), your current expenses, and details about your house itself, this book and your personal computer will provide an in-depth, specific, objective report on what you can do to evaluate ways to reduce your energy costs. It's the perfect application for the speed and power of a personal computer.

*Home Energy Applications On Your Personal Computer* is carefully written and edited to be easy to read and use, because it comes to you from the publishers of **COMPUTE!**, the leading magazine of home, educational, and recreational computing. It is quality-produced throughout, including metal spiral binding so that its 250 pages lie flat while you're typing in programs.

Available at computer dealers and bookstores nationwide. To order directly call TOLL FREE 800-334-0868. In North Carolina call 919-275-9809. Or send check or money order to **COMPUTE! Books**, P.O. Box 5406, Greensboro, NC 27403.

Add \$2 shipping and handling. Outside the U.S. add \$5 for air mail, \$2 for surface mail. All orders prepaid, U.S. funds only.

254 **COMPUTE!** July 1983

## Table of Contents

Introduction .....	v
Energy Data Base .....	1
Energy Workbook .....	23
Energy Plot .....	61
Electric Usage Estimator .....	91
Home Heating And Cooling Audit .....	111
Heat Conduction .....	151
Buying A New Air Conditioner .....	169
Window Heat Loss / Gain .....	183
Window Shading Analysis .....	209
Ceiling Fan Analysis .....	227
Appendix .....	241



# NEWS & PRODUCTS

## Game Cartridges For TI, VIC And Atari

Romox has adapted some of its Atari games into cartridges for the TI-99/4A and VIC-20 computers. The games include *Ant Eater*, *Princess and the Frog*, and *Typo*. In addition, the company has released a new space adventure game for the Atari - *Attack at EP-CYG-4*.

The cartridges for the TI do not make use of the Texas Instruments GROM, so they are limited to 8K of memory. The VIC cartridges can make use of up to 32K. The suggested price for each game is \$44.95.

- *Ant Eater* is a two-player survival game. The players control the ants, which must risk battle with the anteater to gather food and return it to their colony.

- *Typo* is an educational spelling and typing drill combined with a space maze. The drill consists of random letters, words and phrases, or the user can enter and be tested on his or her own list.

- In *The Princess and the Frog*, a two-player game, the object is to cross a field of jousting knights, navigate the castle moat, kiss the princess, and be transformed from frog to prince - all within the space of 60 seconds.

- *Attack at EP-CYG-4* puts you in command of a flying saucer assigned to attack the cities on the planet below. The planet has 20 areas to navigate and three levels of difficulty.

Romox, Inc.  
501 Vandell Way  
Campbell, CA 95008  
(408)374-7200

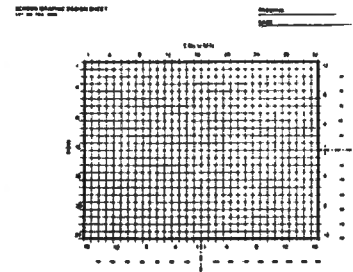
## Graphic Design Aids For TI

TENEX Computer Marketing Systems has designed two forms to assist the TI-99/4A programmer in graphic design.


The Screen Graphic design sheet is divided into 24 rows of 32 columns, allowing simple layout of text and characters. Another scale divides the sheet into 192 rows of 256 characters, assisting with the definition of sprite coordinates.

The Character Definition form displays a four-character by four-character matrix that can be used to design anything up to the largest sprite. The form also contains a pixel to hex code conversion chart, and space for program statements.

The forms are available in 40-sheet pads for \$1.95 each. Screen graphic design sheet for the TI.



Character definition graphics form for the TI.



TENEX Computer Marketing Systems, Inc.  
P.O. Box 6578  
South Bend, IN 46660  
(219)277-7726

## ATTENTION

VIC-20™ AND TI99™ OWNERS

— WHAT IS IT WORTH TO YOU? —  
How much is it worth to protect your home and hard earned possessions?

FOR JUST \$16.95

(Less than most games cartridges)

We will send you a complete instruction package, that will enable you to turn your computer into a home security system. Instruction package includes:

- Complete source program
- Complete parts list
- Simple and easy to follow instructions

J. C. Precision  
"The Computer Specialists"

P.O. Box 643  
Vandalia, Ohio 45377

Check or money order only

## Your Source for Computer Cassettes

DUPLICATED and BLANKS

Large and Small Quantities

SEND FOR FREE PRICE LIST!

**DISKMAKERS**

925 North 3rd Street, Philadelphia, Pa. 19123  
(215) 627-2277 / (212) 966-3185  
Washington, DC area (301) 340-6280



## HUNDREDS OF PROGRAMS AVAILABLE FOR THE COMMODORE 64 & VIC 20

Avalon-Hill • HES • Commodore • Creative  
Software • Epyx • Spinnaker • Nufekop • Sirius  
Star Tech • UMI • Comm>Data • Vicville • Victory  
and Much More

ALL PRICES UP TO 30% BELOW RETAIL

	RETAIL	OUR PRICE
HESMON	39.95	29.95
HESWriter	39.95	29.95
Quick Brown Fox (Word Proc)	65.00	47.50
Gridrunner	39.95	29.95
Choplifter	44.95	36.50
Spiders Of Mars	49.95	37.50
HangMan/HangMath	14.95	11.25

### ACCESSORIES AVAILABLE ALSO

Monitors • Printers • Expansion Boards  
Cables • Interfaces

CARDCO		
Cardboard/6	99.95	77.95
Card ? (Printer interface)	79.95	62.95
DATA 20		
Video Pak (Expansion Cart., 16K Mem., 40/80 col., includes free word processor)	199.95	159.95
16K Memory Cart.	99.95	79.95
Printer Interface	69.95	55.95

Many more products also available  
for the Apple, Atari, CP/M, IBM & TI

Write or call for FREE CATALOG

TO ORDER: CALL 1-714-951-5596

8:00 A.M. - 8:00 P.M. PST Mon - Sat

or send check or credit card no. signature & exp date

to  
CENTURY MICRO PRODUCTS

P.O. BOX 2520

Mission Viejo, CA 92690

Visa/Mastercard add 3%. Personal checks allow 2  
weeks to clear. CA residents add sales tax. Shipping  
and handling add \$3.00 (hardware extra). Prices  
subject to change.

## Not Just Another Summer Camp.



### Learning is part of the fun.

- Coed, ages 10-16 • 2, 4, or 8 week sessions • Convenient locations
- With or without computer skills
  - Traditional camp activities
  - Professional Camp Directors

**ATARI**  
**COMPUTER CAMPS**  
A Warner Communications Company

CALL TOLL FREE 800/847-4180

For more information and a free, color brochure, write to  
40 East 34th Street, Dept. IT, New York, N.Y. 10016  
(please include age and phone number). Outside U.S.  
or in New York State, call collect 212/889-5200. Staff  
applicants should apply in writing.

## Action Games For Apple And Atari

Penguin Software produced two new games for the Apple and has converted another program for use on the Atari. Each game sells for \$19.95.

*Thunderbombs* finds you in the midst of a swarm of alien dronebombs. Wipe out one wave of attackers and you're greeted with a new group of ships with different tricks. Requires 48K Apple with disk drive.

In *Crime Wave*, you represent the forces of law and order trying to stop a wave of bank robberies. Make your arrests before the robbers accumulate enough cash to buy a Robot Rammer, the latest in anti-peace officer technology. Requires 48K Apple with disk drive.

*Spy's Demise* is an arcade-type game in which you solve a puzzle by gathering dossiers, tapes, and microfilms, while eluding the embassy guards. Requires 32K Atari for disk version, or 24K Atari for tape version.

Penguin Software  
830 4th Avenue  
Geneva, IL 60134  
(312)232-1894

## No-Stick Joystick

Suncom has introduced a joystick-type game controller that has no stick. The Joy•Sensor is designed to simulate joystick movement through two activation panels.

When lightly touched by the player, sensors in the panels cause the designated movements on the screen. One sensor panel controls direction, the other controls firing. The firing panel accommodates right- or left-handed players and includes rapid fire.

Joy•Sensor, which sells for

\$34.95, is compatible with the TI-99/4A, Atari, and Commodore computers.

In addition, Suncom has introduced two new joysticks.

The Starfighter for the Apple uses thick-film resistive printing technology rather than the conventional potentiometers with a mechanical linkage. As a result, the "feel" of the Starfighter is described as smooth and pleasant. The joystick includes a throw adjuster that may be varied from 20 degrees to 40 degrees, fire buttons for right- and left-handed players, and dual axis centering trimmers. It sells for \$49.95.

Suncom's Tac-2 joystick is made to accommodate the larger hand size and increased strength of adult game players. It includes a large, arcade-style ball top handle, a larger base, a longer cord, and a cone-shaped throw limiter. It includes right- and left-handed fire buttons, and, at \$19.95, is compatible with Atari, Commodore, and Texas Instruments computers.

All three products include a two-year factory warranty.

Suncom, Inc.  
605 E. Anthony Trail  
Northbrook, IL 60062  
(312)291-9780



The Suncom Joy•Sensor joystick simulator.

# Products for Commodore, Atari, Apple, and others!

## NEW THE MONKEY WRENCH II A PROGRAMMERS AID FOR ATARI 800 NEW AND IMPROVED — 18 COMMANDS PLUGS INTO RIGHT CARTRIDGE SLOT

If you are a person who likes to monkey around with the ATARI 800, then THE MONKEY WRENCH II is for you!! Make your programming tasks easier, less time-consuming and more fun. Why spend extra hours working on a BASIC program when the MONKEY WRENCH can do it for you in seconds. It can also make backup copies of boot type cassette programs. Plugs into the right slot and works with ATARI BASIC cartridge.

The MONKEY WRENCH provides 18 direct mode commands. They are: AUTO LINE NUMBERING — Provides new line numbers when entering BASIC program lines. RENUMBER — Renumbers BASIC's line numbers including internal references. DELETE LINE NUMBERS — Removes a range BASIC line numbers.

VARIABLES — Display all BASIC variables and their current value. Scrolling — Use the START & SELECT keys to display BASIC lines automatically. Scroll up or down BASIC program. FIND STRING — Find every occurrence of a string. XCHANGE STRING — Find every occurrence of a string and replace it with another string. MOVE LINES — Move lines from one part of program to another part of program. COPY LINES — Copy lines from one part of program to another part of program. FORMATTED LIST — Print BASIC program in special line format and automatic page numbering. DISK DIRECTORY — Display Disk Directory. CHANGE MARGINS — Provides the capability to easily change the screen margins. MEMORY TEST — Provides the capability to test RAM memory. CURSOR EXCHANGE — Allows usage of the cursor keys without holding down the CTRL key. UPPER CASE LOCK — Keeps the computer in the upper case character set. HEX CONVERSION — Converts a hexadecimal number to a decimal number. DECIMAL CONVERSION — Converts a decimal number to a hexadecimal number. MONITOR — Enter the machine language monitor.


In addition to the BASIC commands, the Monkey Wrench also contains a machine language monitor with 16 commands used to interact with the powerful features of the 6502 microprocessor.



**\$59.95**

## NEW VIC RABBIT CARTRIDGE AND CBM 64 RABBIT CARTRIDGE

"High-Speed  
Cassette  
Load and Save!"



**\$39.95**  
(includes Cartridge  
and Manual)

Expansion Connector  
on the VIC Cartridge

"Don't waste your Life away waiting to LOAD and SAVE programs on Cassete Deck."

Load or Save 8K in approximately 30 seconds! Try it — your Un-Rabbitized VIC takes almost 3 minutes. It's not only Fast but VERY RELIABLE.


Almost as fast as VIC Disk Drive! Don't be foolish — Why buy the disk when you can get the VIC Rabbit for much, much less!

Easy to install — it just plugs in.  
Expansion Connector on rear.  
Works with or without Expansion Memory.  
Works with VIC Cassete Deck.  
12 Commands provide other neat features.  
Also Available for 2001, 4001, and 8032

## Now for the "64" STCP — 300/1200 Baud Standard Terminal Communications Package

\*PFO\* IOO OOA CP<D1>D2 BELL = 12:30:00 10:14:36

Don't settle for non-standard Communications Protocol! Access Micro Net, Source, Bulletin Boards, Local Mainframe, etc.



- Complete Package — Includes RS232 Interface Board and software (does not include modem)
- Communicates in Industry Standard ASCII
- Upload/Download to/from Disk
- Automatic File Translation
- Can be controlled from keyboard or user supplied basic or machine language program

Specify 30 or 4.0 ROMS or 8032 Commodore Computer 4040 or 8050 or PEDISK II Disk or CBM64 on 1541.

Price: **\$129.95**

## ATARI AND PET EPROM PROGRAMMER

Programs 2716 and 2532 EPROMs. Includes hardware and software. PET = \$75.00 — ATARI (includes sophisticated machine language monitor) = \$119.95



Prowriter Printer — Excellent dot matrix print Parallel = \$489.00  
Serial = \$600.00 IEEE = \$589.00

**PET BASIC SCROLL PROGRAM**  
Scroll thru Basic Programs using cursor up/down keys. Specify computer. \$6.00 on cassette, \$9.00 on diskette.

### 65C02 MAE


Same as our MAE but enhanced for the new 65C02 Opcodes. Turns your computer into a development system for the new ROCKWELL 65C02 Microprocessor. \$200.00 — Specify Computer.

### 6800 CROSS ASSEMBLER

A Cross Assembler based on the MAE that runs on the PET, Apple, or Atari but assembles opcodes for the Motorola 6800 microprocessor. Turns your computer into a development system for the Motorola 6800 Microprocessor. \$200.00 — Specify Computer.

### ATARI and VIC Cartridges

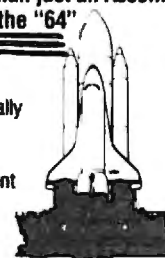
EHS can supply large quantities of ATARI and VIC Cartridges for software developers. If you need cartridges, call for pricing.



**TRAP 65**  
TRAP 65 is a hardware device that plugs into your 6502's socket. Prevents execution of unimplemented opcodes and provides capability to extend the machines' instruction set.  
For PET/APPLE/SYM  
Reduced from \$149.95 to \$69.95

## More than just an Assembler/Editor! Now for the "64"

It's a  
Professionally  
Designed  
Software  
Development  
System




**MAE**  
for  
PET  
APPLE  
ATARI  
~~\$169.95~~  
New  
Price  
**\$99.95**

Blast off with the software used on the space shuttle project!

- Designed to improve Programmer Productivity
- Similar syntax and commands — No need to relearn peculiar syntaxes and commands when you go from PET to APPLE to ATARI
- Coresident Assembler/Editor — No need to load the Editor then the Assembler then the Editor, etc.
- Also includes Word Processor, Relocating Loader, and much more
- Options: EPROM Programmer, unimplemented opcode circuitry.
- STILL NOT CONVINCED? Send for free spec sheet!

## 5 1/4 INCH SOFT SECTORED DISKETTES

Highest quality. We use them on our PETs, APPLES, ATARIs, and other computers. \$22.50/10 or \$44.50/20



3239 Linda Dr.  
Winston-Salem, N.C. 27106  
(919) 924-2889 (919) 748-8446  
Send for free catalog!

VISA\*



# Eastern House

## High-Speed Disk System For 64

cgrs Microtech has developed a high-speed floppy disk system for the Commodore 64. The PEDISK II is available in single or dual drive versions and can accommodate 3-inch, 5 1/4-inch, or 8-inch disk drives.

The system includes a controller circuit assembly, cable, and standard disk drives. It features IBM-CP/M compatibility and the ability to transfer data to computer memory at 250,000 bits per second.

Each PEDISK is supplied with the PDOS operating system, which includes a full set of utilities and BASIC commands. The C540-1, a single drive 5 1/4-inch system, retails for \$595.

cgrs Microtech  
P.O. Box 102  
Langhorne, PA 19047  
(215)757-0284

## Apple Word Processor

*Write Away*, a word processor for the Apple IIe, can be used for home or office work and makes use of the features of any printer. A mailmerge/form letter feature and data base utilities are included with the program.

The program, which sells for \$175, is compatible with most popular 80-column cards.

Midwest Software Associates  
P.O. Box 301  
St. Louis, MO 63074  
(800)835-2264 ext. 467

## TI-99/4A Directory

A wealth of information on and about the TI-99/4A computer is provided in *Micronova's Home Computer Directory for the 99/4A*.

The 52-page directory includes information on new TI

equipment, TI hotlines and contacts, clubs and user groups, third-party software listings, technical information, and on-line data bases.

The directory is available for \$4.95.

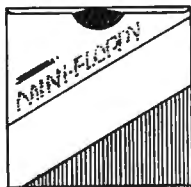
Micronova  
P.O. Box 1058  
Northampton, MA 01061

## Timex/Sinclair Selections

D. Lipinski Software has introduced a group of programs for the 16K Timex/Sinclair computers. All programs are self-expanding to fit any memory configuration and are available on cassette for \$10.

- *Tutor* is a quiz-making program that enables you to tailor tests for each student.

- *List* is a data entry and retrieval program for up to four categories of information.



GENERIC  
MINI-FLOPPY DISKS

WRITE/PROTECT NOTCH  
SLEEVES  
HUB RINGS  
SOFT SECTORED

FULLY CERTIFIED 100% DEFECT FREE  
DISKETTES (1 Box Min.)

10-29 (Diskettes) ..... 17.49/box  
30-99 (Diskettes) ..... 15.99/box  
100+ (Diskettes) ..... 14.99/box

Add \$2.00 shipping

MC/VISA/C.O.D.

Ask About Bulk Prices  
DEALER INQUIRIES INVITED


COMPUTER CREATIONS, Inc.  
P.O. Box 292467  
Dayton, Ohio 45429  
(Call Collect)  
(513) 335-4260 or  
(513) 294-2002

## COMMODORE 64

### • HARDWARE •

FULL LINE OF COMMODORE COMPUTERS  
AND ACCESSORIES AVAILABLE.

Special program, delivery (UPS, UPS AIR), and extended one  
year warranty free with computer purchase.



#### TEN KEY PAD

0 thru 9 keys, plus ?, /, \*, +, -, =, and ENTER keys. Easy installation.  
No software required. Works with any program. Also works on the VIC-20  
Case design subject to change.

**\$69.95**

#### AUDIO/VIDEO CABLE

Hook your monitor & stereo up to your 64. Instructions included on  
how to run external sound into the sound chip for processing.

**\$9.95**

### • SOFTWARE •

ADD \$2.00 FOR DISK VERSIONS

#### SPRITE SHAPER™

See the multi-color Sprite take form as you design it.  
Easy to use program forms the Data and Poke for you.

**\$24.95**

#### SOUND SHAPER™

Try different settings of ADSR, waveforms, and filters for each  
of the three voices by simply pressing function keys.


**\$14.95**

## QUALITY COMPUTER

801 S. VICTORIA SUITE 105  
VENTURA, CA 93003  
(805) 656-1330

MASTERCARD • VISA

Send 25¢ for our VIC or 64 Catalog • Dealer Inquiries Invited  
ABOVE SOFTWARE ALSO AVAILABLE FOR THE COMMODORE C128/40



## INTEC RAM BOARDS

Lifetime Warranty

### ATARI

32K	400/800	<b>59.95</b>
48K	400 . . . .	<b>84.95</b>
64K	400 . . . .	<b>99.95</b>

## PRINTERS

EPSON FX80	<b>529.95</b>
NEC 8023 . . .	<b>439.95</b>
Prowriter 8510	<b>369.95</b>

## INTERFACES

Microbits MPP 1100 Atari	<b>79.95</b>
Grappler + Apple . . .	<b>129.95</b>

### Ordering Information:

We accept M/C, VISA, Money Orders, and Cashier Checks. Sorry No C.O.D.'s.

SHIPPING: Add 3% UPS (\$3.00 Minimum). APO/FPO 5% (\$5.00 Minimum). Credit Cards add 3%. California Residents add 6% Sales Tax.

# MICRO MERCHANT

290 N. 10th Street  
P.O. Box 1516  
Colton, Ca 92324

ORDER LINE

**714-824-5555**



# Get Omni quality for as little as \$1.99... even if all you want is a 10 pack.

## ARCHIVE

152 Boston Turnpike  
Shrewsbury, MA 01545  
(800) 343-0314;  
In Mass:  
(617) 756-2960

Call toll-free for great savings on Omni's complete line of 5 1/4" and 8" premium disks. Each is certified error-free at a minimum of twice the error threshold of your system. Each is rated for more than 12 million passes without disk-related errors or significant wear. And each is precision fabricated to exceed all ANSI specifications with such standard features as reinforced hub rings and Tyvec sleeves. Get next day shipment and an unconditional, no hassle money-back guarantee.



Call toll free  
(800) 343-0314

In Mass: (617) 756-2960

Call if you're not sure which disk is compatible with your system. Call for prices on 96 tpi and special formats. We offer an unconditional money-back warranty. We're here to help.

Be sure to indicate system/drive name and model # below.

	5 1/4" disks		8" disks		Total Cost
	Cost per 10 pack	Quantity	Cost per 10 pack	Quantity	
Single side/single density	\$19.90	_____	\$24.90	_____	\$ _____
Single side/double density	\$23.90	_____	\$31.90	_____	\$ _____
Double side/single density	_____	_____	\$34.90	_____	\$ _____
Double side/double density	\$37.50	_____	\$37.50	_____	\$ _____
Flip/Floppy reversible	\$39.90	_____	\$39.90	_____	\$ _____
Plastic library case (in lieu of soft storage box)	\$ 2.99	_____	\$ 3.49	_____	\$ _____
Shipping and handling (\$2.00 first 10 pack, 40¢ additional 10 packs. Continental U.S. only.)					\$ _____
5% sales tax (Mass only)					\$ _____
			<b>Total</b>		\$ _____

Check  COD  Master Card  VISA

Card # \_\_\_\_\_ Exp. \_\_\_\_\_ Name \_\_\_\_\_

System/drive model # \_\_\_\_\_ Address \_\_\_\_\_

Tel. \_\_\_\_\_

C-7

# EXPOTEK

2723 W. Windrose • Suite 3  
Phoenix, Arizona 85029  
1-800-528-8960

## GUARANTEED LOW PRICES

### APPLE CARDS

16K RAM — \$78      280 CARD — \$235  
View Card — \$227      Viewmax-80 — \$175  
Micro Soft Prem. PK — \$475

### ALTOS

5-15D — \$2120      5-5D — \$3985  
580-10 — \$4695      586-10 — \$5698  
580-14 — \$9395      8600-12 — \$8950

### CITOH

F10 40cps — \$1170      F10 55cps — \$1580  
1550P — \$659      1550CD — \$709  
8510P — \$399      8510BCD — \$499

### DATASOUTH

DS120 — \$595      DS180 — \$1175

### DIABLO

630RO — \$1749      620 — \$895

## APPLE-LOOK-A-LIKE Call

### HAZELTINE

1500 — \$995      ESPRIT — \$498

### MICRO SCI A2

\$265 — Apple Drive/Card — \$375

### MODEMS

HAYES — MICROMODEM — \$263  
HAYES — SMARTMODEM — \$199  
HAYES — 1200 Baud — \$530

### MONITORS

Amdek 300 — \$135      Color I — \$295  
Amdek Color II — \$625      Amber — \$149  
BMC Green — \$85      USI Amber — \$149

### NORTHSTAR

Advantage — \$2250      280A — \$1950  
5m Byte — \$3350      15m Byte — \$4499

### NEC

8023 — \$425      7710 — \$2045  
3510 — \$1375      3550 — \$1834

### OKIDATA

M92A — \$480      M93A — \$830  
M82A — \$385      w/Tractor & Grap. — \$465  
M84P — \$965      M84S — \$ CALL  
Pacemark 2350P — \$1999

### TELEVIDEO

802 — \$2599      802H — \$4450  
806 — \$4950      800A — \$1250  
803 — \$1890      1603 — \$2695

### TELEVIDEO

910 — \$569      925 — \$718  
970 — \$1040      950 — \$899

### TI

810 — \$1240      820 — \$1795

### ZENITH

Z19 — \$670      Z89 — \$2129

### SOFTWARE

All Major Brands - 25% off list - \$ CALL

### DISKETTES/BOXES

Elephant — \$19      Scotch — \$25      Dysan — \$35

All Prices Subject To Change

Customer Service  
602-863-0759

• *Check* is a checkbook program for 200-400 transactions. It includes several print options and allows correction of entry errors.

• *Inex* is an income and expense sheet that can keep track of more than 99 separate accounts.

• *Stock* keeps track of your stock portfolio and allows complete listings to screen or printer.

• *Inven* is an inventory accounting program for quantity purchased, sold, balance on hand, cost, replacement costs, and accrued values.

*D. Lipinski Software*  
2737 Susquehanna Road  
Roslyn, PA 19001

## PET/64 Programs

Midwest Software has released five new programs for the Commodore PET and 64 computers.

• *Script Ease* is a 40-column word processing program de-

signed to be useful for both children and more sophisticated users. Requires 32K PET/CBM; \$39.50.

• *Datalog* is a data base that allows you to create up to 1000 200-character records on a 4040 disk. *Datalog* interfaces with most word processors to print form letters or labels. Requires 32K PET/CBM; \$39.50.

• *Date Due* manages overdue items in libraries, printing a variety of reports. Requires 16K PET or 64, and disk drive; \$39.50.

• *Ledger* is a financial package for personal or school accounts. It handles up to 300 transactions in any number of accounts. Requires 16K PET or 64 and disk drive; \$29.50.

• *Multiple Choice* creates up to 150 question-and-answer sets per disk file. Any number of questions can be selected from the bank and randomized if desired. Tests can be taken on screen or printed on paper. Requires 16K PET or 64. Supplied only on disk, but can be saved and used on tape; \$29.50.

*Midwest Software*  
Box 214  
Farmington, MI 48024  
(313)477-0897

## CASSETTES !!!

### FOR YOUR COMPUTER

- Computer Grade
- Wide Dynamic Range
- 100% Error Free
- 5 Screw Housing
- Fully Guaranteed
- Carefully Packed

All Prices Include Shipping

\* Phone Orders Add \$1.50 C.O.D. Fee \*

### COMPUTER TAPE PRICES

Length	12 LOT	24 LOT	100 LOT
C-5	.52/6.24	.38/9.12	.35/35.00
C-10	.55/6.60	.40/9.60	.35/35.00
C-20	.60/7.20	.45/10.80	.40/40.00

BASF DPS Tapes Add .05 Cents Per Tape

— Custom Lengths Available —

... Write For Volume Prices...

— Norelco Cassette Cases and Labels —  
[with Cassette Orders Only]

12-249 Cases/ .20 Ea.	250- .13 Ea.
12 Labels for .20	120 for 1.70
1000 Pinfeed Labels	14.50

SEND MONEY ORDERS OR CHECKS TO:

### CASS-A-TAPES

Box 8123-C  
Kansas City, Mo. 64112  
816-444-4651

## Joystick For Atari And VIC

AMIGA has introduced a precision joystick for use with Atari and VIC-20 computers. The Power-Stick, which has a short, 1½-inch handle for faster, more direct control, offers eight-way response.

The joystick is molded from high-impact plastic, and includes fire buttons on both sides of the controller. It comes with a carrying case and an extra-long cord. Power-Stick sells for \$9.95 each.

*AMIGA Corporation*  
3350 Scott Boulevard  
Santa Clara, CA 95051  
(408)748-0222



## Color Computer Games

Five new games for the TRS-80 Color Computer have been released by Radio Shack. The programs include adventure, arcade-style, and card games, and all include high-resolution graphics. Unless otherwise noted, all games require a 16K machine.

The games are:

- **Klendathu**, a space adventure based on the book *Starship Troopers* by Robert A. Heinlein. The players, fighting in the "Bug Wars" on the planet Klendathu, drop from their starship to the planet's surface where they must destroy as many bugs as possible before their special suits run out of energy. The game is available on cassette for \$14.95.

- **Canyon Climber**, an action game in which the player must maneuver a climber through

three levels of play, setting dynamite charges while avoiding mountain goats, Indian arrows, and falling rocks. *Canyon Climber* is available in a ROM Pak for \$34.95.

- **Bridge Tutor**, an instructional program for beginning and average bridge players. The program includes 100 bridge hands to play or analyze. Messages signal when a wrong bid is made or a wrong card is played. The player can choose an offensive or defensive hand to play, or the computer can play all four hands. *Bridge Tutor* is available for \$34.95 for computers with a minimum of 4K.

- **Doubleback**, a game in which players use a joystick to encircle random objects on the screen with a moving line. Available in ROM Pak for \$24.95.

- **Card Games**, a program that gives the player a choice of six games – solitaire, solo poker, last pirate, go fish, blackjack, and war. *Card Games* sells for

\$19.95.

Tandy Corporation/Radio Shack  
1800 One Tandy Center  
Fort Worth, TX 76102

## Improving Atari's Memory

Mosaic Electronics has introduced the Mosaic 64K RAM Select, a board for the Atari 400 and 800 computers. The 64K RAM Select is bus compatible for use with the Atari 16K or Mosaic 32K RAM boards.

Atari 800 owners can use the board to simulate Atari 1200 architecture, or the board can be configured for bank selection. The 64K Select, which sells for \$199, is compatible with 8K and 16K ROM cartridges. It installs without solder, but requires a cable kit from Mosaic.

Mosaic Electronics  
P.O. Box 708  
Oregon City, OR 97045  
(503)655-9574

<b>ATARI</b> <b>\$32.95</b> PACKMAN CENTIPEDE STAR RAIDERS GALAXIAN DEFENDERS	<b>ATARI</b> <b>\$25.95</b> FROGGER SHAMUS SERPENTINE MICROPAINTER
<b>APPLE — ATARI — IBMPC</b> <b>\$28.95</b> ZORK I, II, III CYTON MASTERS COSMIC BALANCE STARCROSS	<b>APPLE (DISK)</b> <b>\$25.95</b> AE CRISIS MOUNTAIN FLIGHT SIMULATOR CHOPLIFTER
<b>APPLE — ATARI — IBMPC</b> <b>\$32.95</b> SNOOPER TROOPER TIGERS IN THE SNOW TEMPLE OF APSHAI	<b>BUSINESS</b> <b>APPLE — IBM</b> VISATREND/PLOT <b>\$233.99</b> PERSONAL INVESTOR <b>\$104.95</b>
<b>HARDWARE</b> MICROMODEM II \$265 IBM 256K \$482 IBM 64K \$269 MD-1 \$25.50	<b>MISC. SOFTWARE</b> <b>25% OFF ALL</b> IMAGIC ACTIVISION SPECTRAVISION <b>15% OFF ALL HES</b>


  

# QTY.	PRODUCT NAME	PRICE
1.		
2.		
3.		
4.		

SUBTOTAL	
TAX	
SHIPPING	
TOTAL	

**WARRIORS GROUP**  
  
 P. O. Box 1075  
 Glendale, CA 91209  
 Phone (213) 247-6484

For Fast Delivery, send certified or cashier checks, money orders, or direct bank wire transfers. Personal checks allow 2 to 3 weeks to clear. Prices reflect a cash discount only and are subject to change. Shipping — Software (\$2.00 Minimum) Hardware (\$5.00 Minimum). California residents add sales tax. VISA and MASTERCARD Accepted.

## New Commodore 64™ Games!

An introductory offer from

## ADVANCED ARCADEWARE

### HEAD ON

A daring and dangerous death race.



### ATOMIC MAN

Super hero rescues a city.

### ALIEN INVASION

4 players. Creatures descend.

### SERPENTS

2 players. Snakes entangle each other.

4 game pack suggested list price \$59.95

# NOW \$29.99

To order: Mail address along with check or money order to:

**ADVANCED ARCADEWARE**

P.O. Box 845  
 Thomasville, NC 27360  
 (919) 431-3231

Specify Disk-Pack or Cassette Pack  
 Add \$2.00 for shipping Allow 2 weeks for delivery



# INSIDE BASIC

4 RE  
20 OPE  
30 INFI  
10 FOR

# PROGRAMS WITH THE WORKS\*

\* All programs come with listing, line by line description, variable chart, and suggested changes.

Great basic programs with machine language subroutines. Each INSIDE BASIC program allows you to enter the program and make changes. In the process you learn how to create your own programs.

### KENTUCKY DERBY - \$19.95

All the fun of a day at the races including high resolution graphics. You and your friends can get hours of enjoyment out of this game betting on your favorite horses and winning the big bucks! You can even change the names of the horses for more fun.

### FORM GENERATOR - \$19.95

The preparation of forms can be a mess. With this handy program you can generate anything from labels to invoices.

### QUIZ ME - \$14.95

This is the ideal program to demonstrate the computer's ability to present materials, ask questions, and score you. After learning this one, you can make a quiz for any subject.

### TASK ORGANIZER - \$24.95

This useful program keeps you on top of your work schedule. Enter new tasks and projects with deadlines and track them through completion. Automatically lists jobs in priority order.

## When You Buy Quality . . .



### Protect With Quality.

#### COMPARE THESE FEATURES:

- protects against dust, dirt and surface scratches
- unlike vinyl, plastic or nylon covers, static electricity is not a problem
- lint free, top quality broadcloth (65% polyester, 35% cotton) allows ventilation; minimizes risk of condensation
- durable; washable — needs no ironing; maintains proper size and shape
- designed, manufactured and packed in U.S.A.; comes with a warranty against defects in material and workmanship.
- available in Cranberry, Navy or Pewter (each piped in contrasting color) to compliment any decor.

AN IDEAL GIFT: HELP KEEP YOUR INVESTMENT LOOKING AND PERFORMING LIKE NEW!

— Custom Designers and Manufacturers of Computer Dust Covers —

Covers for other popular hardware available Visit your local computer store or contact us. 1982 B.L.&W.

SHIP TO: (Print) \_\_\_\_\_

City \_\_\_\_\_ State \_\_\_\_\_ Zip \_\_\_\_\_ Phone \_\_\_\_\_

Make \_\_\_\_\_ Model \_\_\_\_\_

Select Color: Navy  Pewter  Cranberry

MONOGRAMMING: (Add \$6.00 per cover, and allow 5 extra days for delivery. We cannot accept returns on monogrammed items.)

PRINT INITIALS:

Send Check or **TOTAL** \_\_\_\_\_

Money Order to: B.L. & W. - PO Box 381076, Memphis, TN 38138 - 901-754-4465

#### AVAILABLE FOR

Atari 800,400	CBM 8050,4040	Epson MX Series
CBM 8032/4032	Atari 810	Okidata ML Series
Commodore 64	Atari 820	TRS 80 V-VIII
VIC-20	TRS 8011,111	

Leave your computer set up and ready for instant access; provide protection for your investment with a custom designed, professional touch for your home or office.

The best in its class, our new concept PROTECTIVE COVERS were designed to be functional with the user and observer in mind.

# Color Craft

ONLY \$24.95

USE COLORCRAFT SCREENS IN YOUR BASIC PROGRAMS



A powerful graphics animation program for business, education, or fun.

- Animation
- Game Graphics
- Slide Shows
- Cartoons and Stories
- Rolling Displays
- Graphs and Charts

— SEE YOUR DEALER OR ORDER DIRECT —

Specify Comm 64 or VIC 20, cassette or disk. (Add \$5.00 for disk)  
Send check or money order - add \$2.00 shipping and handling  
PA, NJ residents add 6% sales tax  
C.O.D. and Credit Card call (215) 825-4250  
add \$1.50 service charge

Commodore 64 and VIC 20 are registered trademarks of Commodore Business Machines.

**Sim**  
COMPUTER PRODUCTS INC.  
1100 E. HECTOR ST.  
WHITEMARSH, PA. 19428

## FREE ZX81/TS1000 CATALOG



New from Gladstone Electronics! Our ZX81/TS1000 catalog will take you where no one has dared go before! You will view the widest selection of up-to-date software, books and hardware add-ons available to get the most from your personal computer. This exciting new 34 page color catalog lists arcade, fantasy and family games, business and educational programs; books for beginners as well as experienced users; hardware add-ons and other peripherals for use with ZX81/TS1000 Home Computer!

Use the convenient coupon below and send for your FREE catalog TODAY!

**New! Write for yours Today!**  
Complete and mail now for your FREE copy!  
For information call (716) 874-5510

**GLADSTONE** Electronics

Please rush me this exciting new ZX81/TS1000 catalog.

Name \_\_\_\_\_

Address \_\_\_\_\_

City \_\_\_\_\_ State \_\_\_\_\_ Zip \_\_\_\_\_

Mail to: 1585 Kenmore Ave., Buffalo, N.Y. 14217  
In Canada: 1736 Avenue Rd., Toronto, Ont. M5M 3Y7

# **commodore** COMPUTER

BASIC ELECTRONIC  
BUSINESS SYSTEMS,  
INC

## \*\*\*\*\* COMMODORE COMPUTERS \*\*\*\*\*

### NEW MODELS

B-500 (128k) .....	\$703
P-500 (128k) color .....	\$703
C-64 Computer .....	\$375
8032 Business .....	\$995

## \*\*\*\*\* COMMODORE DISK DRIVES \*\*\*\*\*

1541 (vic/c64) 170k .....	\$329
1530 DATASETTE .....	\$63
8050 1mg .....	CALL
8250 2mg .....	CALL
9090 7.5 mg .....	\$1800

## \*\*\*\*\* COMMODORE COLOR MONITOR \*\*\*\*\*

14" WITH SOUND	
1701 .....	\$259

## \*\*\*\*\* COMMODORE PRINTERS \*\*\*\*\*

6400 Quality .....	\$1825
8023p 150 cps .....	\$570
1526d .....	\$300

\*\*\*\*\*  
TO ORDER CALL (713) 530-2515  
MasterCard, VISA add 3%

F.O.B. Houston, Tx  
BEB SYSTEMS INC  
11430 Bissonnet c-7  
Houston, Tx 77099

\*\*\*\*\*  
Call about BEBs software club.  
Membership 1/2 off during sale.

***** SOFTWARE COMMODORE ATARI	
WORDPRO 3+ (c64) .....	\$74.95
BUSICALC .....	\$54.95
INFOR DESIGN Accounting	
A/R, A/P, Ledger .....	\$385
Payroll .....	\$150
Inventory .....	\$54.95

25% OFF:

Large selection of Vic software	
VIC-20 w/free game .....	\$139

## Automatic Firing Module

The Blaster, a plug-in, adjustable speed, automatic firing module for Atari and VIC-20, has been produced by Questar.

The unit plugs in between the computer and the joystick and can be adjusted to fire from one to 20 shots per second. The Blaster, which retails for \$12.95, can be turned off for maze games or for games that restrict the firing rate.

Questar Controls, Inc.  
670 N.W. Pennsylvania Avenue  
Chehalis, WA 98532  
(206)748-8614



*The Blaster automatic firing module.*

## Fast Action Space Game

A huge solar power station in deep space is the setting for *Gridrunner*, a fast-paced game for VIC-20, Commodore 64, and Atari computers.

In the game, produced by Human Engineered Software, the power station comes under attack by more than 20 waves of Droids bent on destroying the station as a prelude to overtaking Earth.

Defense of the station against the Droids and their array of weapons is up to Gridrunner and his plasma cannon. The game sells for \$39.95.

Human Engineered Software  
71 Park Lane  
Brisbane, CA 94005

## Atari BASIC Compiler

Monarch Data Systems has introduced *ABC*, a BASIC compiler for the Atari that translates BASIC programs into integer P-code that runs up to 12 times faster than the original.

The program allows compiled programs to run without the BASIC cartridge, allows larger arrays, accepts most BASIC programs with little modification, allows DIM, GOTO, GOSUB, and RESTORE, compiles at 100 lines per minute, and includes a utility to generate relocatable code.

The suggested price of the compiler, which requires one disk drive and 40K, is \$69.95.

Monarch Data Systems  
P.O. Box 207  
Cochituate, MA 01778  
(617)877-3457

## 64 Math Teacher

*The Math Teacher*, a program of math problems for first-graders through junior high school, has been produced for the Commodore 64 by CompuTech.

The program, available on tape for \$39.95, drills students in addition, subtraction, multiplication, and division at four skill levels.

CompuTech  
P.O. Box 7000-309  
Redondo Beach, CA 90277

## Mini Thermal Printer

A miniaturized thermal printer is available from Panasonic. The EUY-3T printer offers a 40-character line while measuring just under five inches wide.

Other specifications include: dot-addressable graphic capability, a single 5-Vdc power supply, printing speed of 1.2 lines per

# TIRED OF PLAYING GAMES?

Get Down To Business With **DATABOOKS-64**

A Business Software Program

For The Commodore 64



The Commodore 64 can do more than just play games. Its memory capacity and peripherals make it a powerful business tool. Its capabilities exceed some systems costing many times more! The DataBooks-64 accounting package also has hard-to-beat capability and flexibility, with many features not found in ANY other accounting package! Stop by a Commodore dealer and ask to see DataBooks-64 today!



#### LOOK AT THESE FEATURES!

- \* All data stored on one diskette - no "disk flipping" required.
- \* Sophisticated screen editor - works like a word processor.
- \* All posting is instantaneous - all reports are current up-to-the-minute.
- \* Full invoicing and billing
- \* Innovative "Quick Reference Guide" forms a direct link between the documentation and questions asked by the computer.
- \* Fully Menu driven.
- \* Fast - all files updated in only a few seconds.
- \* Access codes - protect your financial information
- \* Compatible with nearly any printer.

#### LOOK AT THE REPORTS PRODUCED!

- \* Ledger Totals Sheet (trial balance).
- \* Formal Balance Sheet.
- \* Profit & Loss (Income) Statement with Month and Year-to-date totals including percentages (ratios).
- \* Customer Invoices.
- \* Customer Statements.
- \* Receivables Invoice Register.
- \* Payables Invoice Register.
- \* Customer List.
- \* Vendor List.
- \* General Ledger (Month).
- \* General Ledger (Year).
- \* General Journal.
- \* Selective Journal (per account).

For more information and the name of your nearest dealer,  
Please write or call (619) 223-4496

DMI Software Inc. 1866 Bacon Street San Diego, CA 92107

## COMSTAR

INTRODUCING SOMETHING NEW AND USEFUL  
**THE ALOG PAGEWRITER**  
FOR ATARI 800/400

A Fast, Simple, Easy To Use and Inexpensive  
**WORD PROCESSOR**

- Average Time To Master — 5 min
- Full Page Display Guide
- Help Screen With Command Summary
- Uses Standard ATARI Editing Keys
- Visible Adjustable Margins
- Stores Ten Pages on a Disc with No Swapping

#### Other Features Include:

Centering of Text • Set Tabs • Right Justification • Easy Text Insertion • Accepts Printer Control Commands

Requires at least 32k of memory and a 80 column printer.

List price, 39.95. Introductory price **\$34.00**.  
Manual included.

DEALER INQUIRIES INVITED

**COMSTAR**

P.O. BOX 1730  
GOLETA, CA 93116  
(805) 964-4660

ORDERS ONLY: CALL TOLL FREE 800-558-8803

IN CALIF. (805) 964-4660 or send check, money order or credit card number and exp. date. Include \$2.00 for shipping. Add 3% for Visa or MC (except Calif.). Calif. add 6% tax. There is a \$2.50 charge for COD. Please include type of computer. (Checks—10 days to clear.)

AIR\* SHIPPING WITHIN 2 DAYS

## ATARI

## VIC-20

48K RAM (FOR 400)	\$115	CARDBOARD (3 SLOT EXP.)	\$ 33
64K RAM (FOR 400)	135	VIDEOPAK WITH 16K (40/80 COL)	250
ALIEN GROUP VOICE BOX (D.T)	119	VIDEOPAK WITH 64K (40/80 COL)	319
S.A.M. (D) 8K	48	PRINTER INTERFACE (PARALLEL)	55
BIT 3 80 COL. BOARD	289	KIDS AND THE VIC (BOOK)	17
TECHNICAL NOTES	25	16K RAM	85
BOX OF DISKS (10)	19	8K RAM	55
PROWRITER PRINTER	419	HES MON (ASSEMBLER) (C)	29
B KEY 400 (KEYBOARD)	99	HES WRITER (WORD PROC.) (C)	29
NEWPORT PROSTICK	27	TURTLE GRAPHICS (C)	29
MICROBITS MODEM	159	VIC FORTH (C)	49
PRINTER INTERFACE	89	QUICK BROWN FOX (WORD PROC.) (C)	29
THE ATARI ASSEMBLER (BOOK)	12	SHAMUS (C)	54
VAL FORTH (D) 24K	45	PROTECTOR (C)	33
PREPPIE (D.T) 16K	19	CHOPLIFTER (C)	34
EASTERN FRONT (D.T) 16K	24	APPLE PANIC (C)	34
MINER 2049ER (C)	35	VIC RABBIT (C)	35
STARBOWL FOOTBALL (D.T) 24K	25	UNWORD PROCESSOR (T) 5K	19
PILOT (C)	59	STARFIGHTER JOYSTICK	14
BASIC A + WITH OS/A + (D)32K	60	CARDETTE (CASS. INTERFACE)	33
ASTRO CHASE (D) 32K	24	CRUSH, CRUMBLE & CHOMP (T)21K	24
BAJA BUGGIES (D.T) 16K	23	SWORD OF FARGOAL (T) 21K	23
JUMP MAN (D) 32K	29	VICAT (T) 8K	20
CHOPLIFTER (C)	32	DEADLY DUCK (C)	28
ZAXXON (D.T)	29	TOTL MAIL LIST (T) 13K	19

HEAR ATARI SOUNDS THROUGH YOUR STEREO SPEAKERS WITH  
**STEREODAPTER — FOR ATARI 800**

- NO ASSEMBLY REQUIRED • CAN USE STEREO HEADPHONES
- SHIELDED CABLE • ADJUST TONE & VOLUME WITH STEREO CONTROLS

STEREODAPTER WITH 16 FT CABLE \$8 WITH 26 FT CABLE \$10

DEALER INQUIRIES INVITED

C = CARTRIDGE D = DISK T = CASSETTE \* MOST ITEMS

## SIMULATIVE STRATEGY GAMES

for VIC-20 or ATARI 400/800

Your leading source for **Non-Arcade** strategy games is **P.R. Software** and we let our customers **Speak Out!**

"My son and I play your **FOOTBALL CHALLENGE** all the time, it's great."  
—D.C. Petaluma, CA

"I am very pleased with **CONVOY ESCORT** and **CONVOY RAIDER**. . . Thank you very much for these excellent games of thought."  
—D.A. Spokane, WA

"I just had to write to you today on how much I enjoy the tape **AT THE TRACK**, the family can't seem to get enough of it. For the price that you charge, it has more fun value than some of the more expensive cartridges that VIC puts out. I'm enclosing a check for \$11.95 and \$1.50 for postage for the program **CONVOY RAIDER** I'm looking forward to this one. This has to be another great one."  
—V.S. Portland, OR

**For Unexpanded VIC-20. \$11.95 each**

1. **Convoy Raider**: Sink the enemy merchant fleet
2. **Dungeons of Kal**: A fantasy adventure.
3. **Star Defender**: Over 15 Starship commands
4. **Boxer's Corner**: Match great fighters
5. **Convoy Escort**: Protect your fleet from subs.
6. **At the Track**: Wager on 30 rated horses.
7. **Computer Baseball**: Uses actual player stats

**For VIC-20 with at least 8K expander cartridge or ATARI 16K. \$15.95 each**

1. **Football Challenge**: Manage an NFL team against your computer or a friend. Uses actual team stats. 1982-83 teams
2. **Dungeons of Kal (expanded)**: Can you save mankind from Kal's awful plan of destruction? Different each time.
3. **NEW! Sopwith Camel**: Pilot a WWI Biplane into battle. Over 10 Allied & German aircraft.

Write for information on **Commodore 64 Programs Available.**

All programs on cassette. Write for free catalog. Specify computer type. Send Check or Money Order + \$1.50 P/H to:  
**P.R. SOFTWARE — P.O. Box 169  
South San Francisco, CA 94080.**

In Canada — **SOFTWARE HOUSE**  
309/4630 Dufferin Street, Toronto, Ont., M3H 5S4  
Tel: (416) 663-6401

## PROGRESSIVE PERIPHERALS & SOFTWARE

### THE AUTO CLOCK™

#### A TRUE MULTI-FUNCTION CARD

- Switch your VIC-20/64 or other AC devices on and off under software control.
- 256 year clock/calendar.
- 2K CMOS battery backed up RAM
- Menu driven software.
- Plugs into the buss expansion slot.
- Cartridge style case.
- 19 user accessible subroutines
- 20 page illustrated manual with detailed programming examples.

**AUTO CLOCK . . . . . \$129.95**

### Gothmog's Lair

- State of the art Pro-Adventure Series for the **Commodore 64**.
- Realistic sound effects and animated color graphics.
- Over eighty areas, 70 objects, and 40 commands.
- A "real-time" adventure with a user-friendly help feature, updated constantly.
- Comprehensive, illustrated manual with a fold-out map.
- Your success in **Gothmog's Lair** will depend on your skill and resourcefulness, NOT on pure luck.
- Prepare for the most challenging adventure you will ever undertake as you enter . . . . .

**GOTHMOG'S LAIR** . . . cassette version — \$39.95  
diskette version — \$39.95

DEALER INQUIRIES INVITED

**ORDER FROM:**  
**PROGRESSIVE PERIPHERALS & SOFTWARE**  
6340 West Mississippi Avenue  
Lakewood, Colorado 80226  
(303) 778-1312



second, bidirectional printing, and 3.18 mm characters.

The 14-ounce EUY-3T printers will retail for less than \$100.

*Panasonic Industrial Company  
One Panasonic Way  
Secaucus, NJ 07094*



*Panasonic's EUY-3T miniature thermal printer.*

## Radio Shack Portable Computer

Radio Shack has introduced a portable computer that includes built-in software, a built-in modem, and a full-size typewriter keyboard.

The TRS-80 Model 100 features instant power-on access to five ready-to-use programs contained in the 32K ROM. Programs are easily selected from the main menu by positioning the cursor and pressing ENTER.

The *Text* program allows the

*The TRS-80 Model 100 Portable Computer.*

user to create and edit text files. *Schedl* serves as a note file, allowing the user to store and locate dates, times, appointments, or information. A character-by-character search function provides total recall.

*Addrss* organizes names, addresses, and telephone numbers. *Telcom* is the system's built-in communications program, which includes a direct-connect, auto-dial modem, and RS-232 interface. *Telcom* interfaces with *Addrss* to locate phone numbers.

The fifth built-in program is **BASIC**.

The Model 100 measures 2 x 11<sup>7</sup>/<sub>8</sub> x 8<sup>1</sup>/<sub>2</sub> inches, weighs about four pounds, and includes an 8-line, 40-character liquid crystal display. The computer can be powered by four AA batteries for about 20 hours, or can be used with an AC adapter. Built-in nickel cadmium batteries maintain memory for up to 30 days even with the power turned off.

The Model 100 is available with 8K RAM for \$799, or with 24K RAM for \$999. Optional 8K RAM add-ons can expand either version up to 32K.

*Tandy Corporation/Radio Shack  
1800 One Tandy Center  
Fort Worth, TX 76102*



## Word Work

*New Product releases are selected from submissions for reasons of timeliness, available space, and general interest to our readers. We regret that we are unable to select all new product submissions for publication. Readers should be aware that we present here some edited version of material submitted by vendors and are unable to vouch for its accuracy at time of publication.*

DesignWare has introduced two word-related educational games.

*Spellicopter* and *Crypto-Cube* are both available for the Apple II and Atari computers for \$39.95.

In *Spellicopter*, the pilot

relies on keen memory, verbal, spelling, and navigational skills to rescue "stranded" letters and organize them into correctly spelled words.

*Crypto-Cube* gives puzzle lovers a challenge and a chance to build their vocabularies. The program has 50 puzzles built-in, and users can create their own word lists for the puzzle generator. The game features a rotating cube with crossword puzzle grids on each side. Players take turns uncovering letters to fill in the missing words.

*DesignWare, Inc.*  
185 Berry Street  
San Francisco, CA 94107

## Learning Apple Pascal

*Pascal for the Apple*, by Iain MacCallum, is an introduction to Pascal as a first computer language. The 496-page book comes with a floppy disk to illustrate the written instruction. The book and disk are designed to be used concurrently.

Both experimental and practical programming are explored in the \$33 package. A 48K Apple II, Apple IIe, or Apple II+ with two disk drives is required.

*Prentice-Hall*  
Englewood Cliffs, NJ 07632

## Workout On The Atari

*BASIC Exercises for the Atari*, by J. P. Lamotier, takes Atari programmers through a range of applications including mathematics, physics, games, business, accounting, and statistics.

Each exercise in the \$12.95, 252-page book takes the programmer from analysis of the problem through flowcharting, coding, and the final run.

*Sybex*  
2344 Sixth Street  
Berkeley, CA 94710  
(415)848-8233

### USEFUL SOFTWARE

FOR ATARI®:

Atari Atari Writer (D) .....	\$62.
Atari Visicalc (D) .....	\$154.
Atari Home Filing Manager .....	\$35.
Continental Home Accountant (D) .....	\$45.
Continental Tax Advantage (D) .....	\$35.
Datsoft Micropainter (D) .....	\$22.
Datsoft Graphic Master (D) .....	\$25.
Datsoft Text Wizard (D) .....	\$74.
Datsoft Spell Wizard (D) .....	\$59.
Synapse File Manager 800# (D) .....	\$64.
Synapse Disk Manager (D) .....	\$23.

FOR APPLE®:

Artsci Magic Window II (D) .....	\$99.
Continental Home Accountant (D) .....	\$48.
Continental 1st Class Mail (D) .....	\$48.
Continental Tax Advantage (D) .....	\$38.
Visicorp Visixidex (D) .....	\$179.
Visicorp Visifile (D) .....	\$179.
Visicorp Visiplot (D) .....	\$149.
Visicorp Visichedule (D) .....	\$214.
Visicorp Visicalc (D) .....	\$169.

### EDUCATIONAL SOFTWARE

FOR ATARI®:

Spinnaker Snooper Troops #1 .....	\$31.
Spinnaker Snooper Troops #2 .....	\$31.
Spinnaker Face Maker .....	\$21.
Spinnaker Delta Drawing .....	\$41.
Atari Music Composer .....	\$30.
Atari My First Alphabet .....	\$24.
Atari Speed Reading .....	\$53.

### FUN SOFTWARE SPECIALS

FOR ATARI®:  
YOU GET THREE SOFTWARE HITS  
FOR ONE SPECIAL PRICE

**CHOPLIFTER, ZAXON  
STUN TRAP** \$65.00

For Commodore 64™:  
YOU GET TWO SOFTWARE HITS  
FOR ONE SPECIAL PRICE

**STUN TRAP  
FROGGER** \$49.00

### ATARI COMPUTERS

Atari 800 48K .....	\$485.
Atari 810 Disk Drive .....	\$418.
Atari 410 Program Recorder .....	\$74.
Commodore 64 .....	\$379.
VIC 1541 Disk Drive .....	\$315.
VIC 1530 Program Recorder .....	\$62.
NEC PC-8001A 32K .....	\$729.
Northstar Advantage 64K .....	\$2669.
Televideo TS802 64K .....	\$2589.

### PRINTERS

Okidata Microline 82A .....	\$409.
Okidata Microline 84P .....	\$985.
Okidata Microline 92P .....	\$499.
Okidata Microline 93P .....	\$869.
Trendcom 200 80 col w/graphics .....	\$289.

### MONITORS

Amdek Color I .....	\$289.
Amdek 300A 12" Amber .....	\$159.
BMC 12" Green .....	\$79.
Sanyo 13" RGB Color .....	\$670.
NEC 12" RGB Color .....	\$699.

### MODEMS

Hayes Smart 300 Baud .....	\$209.
Hayes Smart 1200 Baud .....	\$509.
Anchor Mark I 300 Baud RS-232 .....	\$76.

NATIONAL  
ORDER DESK:  
(215) 485-4100




## ZEPHYR MICROS

97 South Concord Road  
Aston, Pennsylvania 19014

To Order: Please send cashiers or personal check (allow two weeks to clear); VISA and MASTERCARD orders add 3%; Shipping and Handling add 3%; Pennsylvania residents add 6%; Prices subject to change without notice.

## Eric Marfin's

Where prices are born, not raised!



Atari 1200XL  
64K CALL

810 Disc Drive .....	CALL
1010 Program Recorder (NEW) .....	\$79.00
1025 Printer (NEW) .....	\$410.00
CX85 Numeric Keyboard .....	\$109.00
CX419 Bookkeeper Kit .....	CALL
CX488 Communicator Kit .....	CALL
ATARI Software	
CXL4025 Defender .....	\$39.00
RX8026 Dig Dug .....	\$39.00
RX8039 Eastern Front (ROM) .....	\$44.00
CLX 4027 Qix .....	\$39.00
RX8037 Star Trux .....	\$39.00
DX5049 Visicalc .....	\$159.00
CA01655 Technical Reference Notes .....	\$29.95
Third Party Software	
Miner 2049 .....	CALL
Zaxxon .....	\$27.95
Eastern Front 1841 (cassette) .....	\$29.95
Wizard of War .....	\$30.00
Gorf .....	\$30.00
Frogger .....	\$30.00
Chop Lifter .....	\$29.00
Apple Panic .....	\$23.75
Baha Buggies .....	\$23.75
Submarine Commander (ROM) .....	\$35.95
Junco Jet Pilot (ROM) .....	\$35.95
Soccer (ROM) .....	\$36.95
Gamestar Football .....	CALL

## SCOTCH maxell

### Diskettes & Tape

SCOTCH 5 1/4" Single sided .....	\$26.95
SCOTCH 5 1/4" Double sided .....	\$29.95
SCOTCH Tape C-10 (lot of 10) .....	\$24.90
SCOTCH Tape C-30 (lot of 10) .....	\$26.90
SCOTCH T-120 VHS .....	\$9.95
MAXELL 5 1/4" Single sided .....	\$31.00
MAXELL 5 1/4" Double sided .....	\$39.00
MAXELL VHS Tape (SUPER PRICE) .....	CALL

We take TRADE-INS.  
Call for your price.



Orders shipped in 24 hours

For fast delivery, send certified or cashier checks, money orders, or direct bank wire transfers. Personal checks allow 2 to 3 weeks to clear. Prices reflect cash discount and are subject to change. Add 2% for credit card purchases. Shipping—Software \$2 Minimum. Hardware—call. Foreign inquiries invited—add 15% for shipping. Ohio residents add 6.5% sales tax.

## Eric Marfin's

5485 Warrensville Center Road  
Maple Heights, Ohio 44137

Call Toll Free  
1-800-482-7254  
In Ohio 216/663-2032

Mon.-Sat. 10-6 EST

# PRODUCT MART

## VIC 20 RAM

24K RAM PAK \$99.95

\*16K RAM PAK \$69.95

\*8K RAM PAK \$39.95

\*3K RAM PAK \$29.95

\*8K EPROM BOARD (NO EPROMS) \$39.95

\*3 SLOT EXPANSION BOARD \$24.95

\*6 SLOT EXPANSION BOARD \$49.95

\*CASSETTE INTERFACE CABLE CONNECTS ANY CASSETTE RECORDER TO YOUR VIC \$19.95

\*PRINTER INTERFACE CABLE CONNECTS PRINTER TO YOUR VIC \$49.95

SIX MONTHS LIMITED WARRANTY PARTS & LABOR

ALLOW THREE WEEKS FOR PERSONAL CHECKS

INCLUDE \$3.00 SHIPPING AND HANDLING

ALL BOARDS TOP QUALITY

WITH GOLD PLATED CONTACTS

PAKS UNLIMITED

VISA P. O. BOX 221 MASTER  
MOORE, S. C. 29369 CHARGE

1-803-585-3400

24 HR. NO.

VIC-20-REG. T.M. COMMODORE BUS. MACH. INC.

## VIC & 64

BE A COPY C.A.D.

(CASSETTE AIDED DUPLICATOR) NOW YOU CAN MAKE BACKUP COPIES OF ALL THE COSTLY, NON-SAVEABLE CASSETTE PROGRAMS YOU BOUGHT.

OUR BACKUP V1.0 UTILITY PROGRAM WILL LET YOU MAKE DUPLICATES THAT RUN.

BACKUP V1.0 WILL WORK WITH A STANDARD 5K UNEXPANDED VIC. MEMORY EXPANSION IS REQUIRED TO COPY PROGRAMS LONGER THAN 3K BYTES.

**\$24.95**

PLUS \$2.00 SHIPPING & HANDLING

### SOFTWARE PLUS

6201 SUITE C  
GREENBACK LANE  
CITRUS HEIGHTS, CA 95610

VISA, MASTERCARD, AND MONEY ORDERS  
CA. RESIDENTS ADD 6% SALES TAX.

VIC IS A TRADEMARK OF COMMODORE



## PERSONAL PERIPHERAL PRODUCTS presents: SPEAKEASY



VIC-20  
SPEECH

COM-64  
SPEECH

Cartridge, Instructions & Dictionary..... \$79.00

JULY SPECIAL: Cassette Editor & Extension

Speaker, Reg. \$19.95, with SPEAKEASY FREE

Commodore 64 Adapter Board..... \$12.95

### BARE BONES BOARDS

	Assembled	Kit
--	-----------	-----

8K Ram/VIC-20 Block Switched.....	\$39.00	\$29.95
-----------------------------------	---------	---------

16K Ram Expander for VIC-20.....	\$64.95	\$49.95
----------------------------------	---------	---------

3 Slot Switched & Fused Board/VIC-20.....	\$34.95	\$24.95
---	---------	---------

NEW: 4 Slot Switched & Fused

Board/COM-64.....	\$44.95	\$34.95
-------------------	---------	---------

COMING SOON: Mighty Modem

VIC 20/COM-64.....	\$79.95	
--------------------	---------	--

ADD \$7.00 Total Order Handling/IL Residents Add 6% Sales Tax

PERSONAL PERIPHERAL PRODUCTS

P.O. BOX 3423

FOX VALLEY MALL

AURORA, IL 60505 • (312) 961-2347

COM-64 & VIC-20 IS A TRADEMARK OF COMMODORE

## VIC-20

Dealers call 212-499-5400 direct for pricing.

### NEW ITEMS!

#### HARDWARE

UPA-20 Standard Centronics Cable..... \$19.95

Driver Listing Included!

UCA-20 Universal Cassette Cable..... \$19.95

Use any cassette machine!

16K RAM/ROM Board Jumped for any 8K block

Socketed Board with support chips..... \$24.95

Populated with 8K..... \$49.95

Populated with 16K..... \$79.95

2716 EPROMS for RAM/ROM Board... @ \$7.50

3 Slot Memory Port Expander..... \$19.95

#### SOFTWARE

WORDWIZ for the Unexpanded VIC-20... \$14.95

A nice small Word Processor

Mailing List requires 8K minimum..... \$14.95

Sorts, selects, and prints labels

2 FREE DISASSEMBLERS

when you send \$1 for our CATALOG.

### WORLD ELECTRONICS

177 27th Street

Brooklyn, N.Y. 11232

A Division of World International Trading Corp.

## VIC-20 COMMODORE 64 APPLE II THE RECIPE BOX

Now you can easily store and recall your favorite recipes on your Commodore or Apple computer. THE RECIPE BOX is a complete menu-driven disk system that comes with these additional features:

**SEARCH BY INGREDIENT** — Only have a pound of hamburger in the freezer? Let THE RECIPE BOX show you all the recipes that you have on file that use hamburger, or any other ingredient you choose.

**SEARCH BY CATEGORY** — Code your recipes as to breakfast, lunch, dinner, snacks, etc.

**SEARCH BY CATEGORY/INGREDIENT** — Any combination of the above

**AUTOMATIC MEASUREMENT** — THE RECIPE BOX will automatically scale up or down the amount of ingredients you need according to how many servings you want.

**SCREEN OR PRINTED OUTPUT** — Have printed copies to use in the kitchen or give to friends.

THE RECIPE BOX requires one disk drive and will run on a 5K VIC-20, Commodore 64 or Apple II+.

Please specify. Send check or money order for \$19.95 to:

**Aries Marketing Co.**

P.O. Box 4196

4200 Shannon Drive

Baltimore, Md. 21205

Md. residents add 5% sales tax

## RUNWAY 64

A FLIGHT SIMULATOR GAME FOR THE COMMODORE 64\* COMPUTER. CASSETTE OR DISK. **\$25.00**

## RUNWAY 20

A FLIGHT SIMULATOR GAME FOR THE VIC-20\* COMPUTER. REQUIRES 16K EXPANSION. COLOR, SOUND & JOYSTICK OPTION. CASSETTE OR DISK. **\$25.00**

## SKY PILOT

A FLIGHT SIMULATOR GAME FOR THE COMMODORE VIC-20\* COMPUTER. CASSETTE OR DISK. REQUIRES 8K EXPANSION. JOYSTICK OPTION **\$18.00**

**SUSIE SOFTWARE** 709 WILSHIRE DRIVE  
MT. PROSPECT, IL 60056  
312/394-5165

\*REGISTERED TRADEMARK OF COMMODORE BUSINESS MACHINES

## APPLE / ATARI / COMMODORE MEASURE & CONTROL TEMPERATURE

DISPLAY GRAPHICS  
HARD COPY OUTPUT  
ALARMS & SETPOINTS  
DISK FILE DATA STORAGE

1-256 Sensors  
Precise to 1/100 Degree  
Complete Software  
**\$129.00 Package**

American Data Cable, Inc.  
2864 Ray Lawyer Drive, #205-352  
P.O. Box 2212 • Placerville, CA 95667  
(916) 622-3465



**Clear Plastic DUST COVER \$7.95\*** plus \$2 shipping and handling

Fits standard keyboard and speech synthesizer.

### Single Cassette Cables for TI Computers

Cassette Cable C-2000..... \$13.95

RS 232 Flat Ribbon C-2010 5ft..... \$24.95

RS 232 Flat Y (Printers) C-2020 5ft..... \$49.95

RS 232 Modem C-2030 5ft..... \$24.95

RS 232 Flat Y (Printer-Modem) C-2040 5ft..... \$49.95

TI-PIO Flat Centronics C-2050 5ft..... \$34.95

PIO Flat Centronics C-2060 5ft..... \$34.95

Guaranteed 90 days against workmanship defects.

Repairable at low cost. Inquire about customized or hard-to-find cables. Add \$2 shipping and handling.

\*Florida residents add 5% sales tax



COMPUTERIZED INC.  
3550 S. Washington Ave., Dept. A  
Titusville, FL 32780 • (305) 268-4007

## C64-FORTH for the Commodore 64

FORTH SOFTWARE FOR THE COMMODORE 64  
C64-FORTH(TM) for the Commodore 64 - \$99.95  
 •Fig FORTH-79 implementation with extensions  
 •Full feature screen editor and macro assembler  
 •Trace feature for easy debugging  
 •320x200, 2 color bit mapped graphics  
 •10 color sprite and character graphics  
 •Compatible with VIC peripherals including links, data set, modem, printer and cartridges  
 •Extensive 144 page manual with examples and application screens  
 •"SAVETURNKEY" normally allows application program distribution without licensing or royalties  
 C64-XTEND(TM) FORTH Extension - \$59.95  
 (Requires original C64-FORTH copy)  
 •Fully compatible floating point package including arithmetic, relational, logical and transcendental functions  
 •Floating point range of 1E-38 to 2E+30  
 •String extensions including LEFT\$, RIGHT\$, and MID\$  
 •BCD functions for 10 digit numbers including multiply, divide, and percentage. BCD numbers may be used for DOLLAR CENTS calculations without the round-off error inherent in BASIC real numbers  
 •Special words are provided for inputting and outputting DOLLAR CENTS values  
 •Detailed manual with examples and applications screens  
 (Commodore 64 is a trademark of Commodore)  
**TO ORDER:** Specify disk or cassette version  
 •Check, money order, bank card, C.O.D. add \$1.50  
 •Add \$4.00 postage and handling in USA and Canada  
 •Mass orders add 5% sales tax  
 •Foreign orders add 20% shipping and handling  
 •Dealer inquiries welcome

**PERFORMANCE MICRO PRODUCTS**  
 770 Dedham Street S-2  
 Canton, MA 02021  
 (617) 828-1200

## BEAT THE HIGH COST OF SOFTWARE

Before you buy any more software, you owe it to yourself to join **SOFTTRADERS™** the fastest growing worldwide trading network. Members swap software and info for all computers.

Annual membership includes:

- Quarterly trading directories
- Monthly and flash updates
- Personalized trader listings
- Trader support systems
- Plus much more

Imagine having access to hundreds, even thousands of programs, each costing no more than the price of a stamp or phone call. Join now to beat the price increase and find out about the new member \$\$ offer. \$49.95 U.S. \$64.95 FOREIGN. SASE for info. Indicate computer model.

**SOFTTRADERS™ INTERNATIONAL**  
 1610 Shomaker Dr.  
 Murphysboro, IL 62966

## VIC-20\* ANNOUNCING QUALITY SOFTWARE AT A REASONABLE PRICE

**GAMES FOR THE BRAIN:**  
**TREK II** 12.50  
 Excellent color graphics and strategy with a new twist. (8K Reb)  
**PEGS** 9.50  
 Solve this puzzle and win a prize. Anything but easy.  
**GRID WSAR** 9.50  
 The computer is your opponent in this game of strategy.  
**GAMES FOR THE REFLEXES:**  
**BOMB BLASTER** 12.50  
 Try to find the hidden secrets of this arcade style game.  
**MIND GAMES Co.**  
 P.O. Box 2586  
 LAS CRUCES, NM 88004

\* VIC-20 is a trademark of Commodore Business Machines

## SOFTWARE COMMODORE 64

The Staff: Polyphonic Music Editor & generator. Enter up to 93 measures of 3 part harmony on easy to use graphic display. Disk: \$22.95 for 64, \$17.95 for VIC. Tape: \$19.95 for 64, \$14.95 for VIC. Add \$1.50 for Postage and Handling. Check or Visa, Master Card accepted.

We have a large selection of software for the 64—Word Processors, Data Base, Mailing List, Accounting Package, Spread Sheet, Educational Applications, Home and Personal Record Keeping, Programmers Aids, Games.

### ASK FOR FREE CATALOG

**PROFESSIONAL MICRO SERVICE**

100 W. 22nd St., P.O.B. 7268

Baltimore, Md. 21218

301-366-0010

Dealer inquiries invited.

Commodore 64 is a registered trademark of Commodore Business Machines.

## FOR ATARI® Specialty Software ZIZA PRESENTS Educational Programs

**JOURNEYS OF ST. PAUL**  
**A TEXT ADVENTURE**, in the King James Version, that presents all four of St. Paul's journeys. You travel with Paul and his companions to distant lands; you experience their trials and share their joy as they spread the Good News!

Young and old alike will find this unique adventure a real challenge to complete. If you are successful — a surprise ending! Music and special graphics.  
 Disk only. 48K 24.95

**Ziza Presents Inc.**  
**2257 Independence**  
**Ann Arbor, MI 48104**  
**313-973-0299**

Check or money order  
 Michigan residents add 4% tax  
 Atari TM of Atari Inc.

Visa and  
 MasterCard  
 Accepted

C-10 Cassettes—5 screw—100% error free—w/ blank labels. Doz. \$9.99 PPD! Case of 100 \$66.99 PPD!  
 6-Ft. VIDEO MONITOR Cable B & W or COLOR—4 phone plugs VIC-20—64—ATARI 800 ..... \$14.95 PPD!  
 64—P.E.T. Emulator Disk or Cassette ..... \$14.95 PPD!  
 64—GENERAL LEDGER D or C Inst. Inc. .... \$49.95 PPD!  
 64—Machine language monitor D or C ..... \$19.95 PPD!  
 64—OKIDATA 82A/83A Printer I'face ..... \$64.95 PPD!

**WE HAVE PAPER and PRINTER SUPPLIES — ALL PRINTERS!!**

**WE HAVE HARDWARE and SOFTWARE FOR VIC-20—64—PET—ATARI 400/800. TOO MUCH TO MENTION IN THIS SPACE!!**

SEND \$1.00 FOR CATALOG

—REFUNDABLE  
 1st ORDER

**PERIPHERAL PRODUCTS**

P.O. BOX 651  
 MADISON HEIGHTS  
 MICH. 48071

VIC-1541 DISK INTERFACE CABLE  
 Connect 2 VIC-20's or 64's to the same  
 DISK DRIVE \$39.95 PPD! Dealers please write.

### SOFTWARE SUPER SAVINGS

#### Apple-Atari-IBM

	TCE	LIST
VISCALC .....	179	250
WORD HANDLER .. 1	139	199
LIST HANDLER .. 1	59.99	89.95
HOME ACCOUNT .. 1	48.99	74.95
TAX ADVANTAGE .. 1	48.99	74.95
ULTIMA II .....	39.99	54.95
MINER 2049er .. 2	34.99	49.95
DEADLINE .....	33.99	49.95
DEMON ATTACK .. 2	24.99	39.95
MASTERTYPE .....	24.99	39.95
PINBALL CONST. 1	24.99	39.95
ZAXXON .....	24.99	39.95
ZORK I & II III .. 1	24.99	39.95
CHOPFLITER .....	22.99	34.95
FACEMAKER .....	23.99	34.95
FROGGER .....	22.99	34.95
HAUSAUDER .....	23.99	34.95
SARGON II .....	23.99	34.95
STAR BLAZER .....	21.99	31.95
RHYMES & RIDDLE	20.99	29.95
APPLE PANIC .....	29.95	
CASTLE WOLFEN .....	29.95	
CROSSFIRE .....	29.95	
P10 P10N .....	29.95	
RASTER BLASTER	29.95	
BLIKRYCK .....	7.99	9.95
1-APPLE 2-ATARI 3-1 or 2		

Elephant Disks  
 SSSD \$17.99/10  
 DSSD \$26.99/10  
 SSSD \$21.99/10

**The Computer Express**

P.O. Box 880-D  
 Troy, MI 48069  
 (313) 528-1554  
 Master Charge/Visa/Checks/Money Orders/C.O.D.'s Accepted  
 Add \$2.00 shipping USA. Michigan residents add 4% sales tax

## VIC-COMMODORE- HOBBYIST

VIC 20 4 slot expander board \$44\*

COMMODORE 64 7 slot expander board \$69\*

VIC 20 24 static RAM with slots for up to 8K EPROM \$159\*

COMMODORE 64 EPROM card slots for up to 4 2732 EPROMs \$59\*

VIC 20/COMMODORE 64 300 baud modem with terminal emulator software \$89\*

8085 based CRT electronics \$249\*

\*plus shipping and handling  
 Washington residents add sales tax

To order: phone toll free  
 1-800-858-8020

### BAZ Electronics

P.O. Box 4895 Federal Way, WA 98003  
 (206) 874-3029



## SHIRTS FROM CRP TELL THE WORLD YOU SPEAK \*BASIC\*!

#1 QUALITY 100% COTTON  
 BASEBALL SHIRTS

ONLY — \$9.95

PLUS \$1.50 POSTAGE & HANDLING

CHOOSE FROM ONE OF THE FOLLOWING:

\* I SPEAK BASIC \*

\* WANTA PLAY WITH MY VIC? \*

\* BYTE MY APPLE \*

\* MY COMPUTER FULFILLS BASIC NEEDS \*

SEND CHECK OR MONEY ORDER TO:

C.R.P.  
 P.O. BOX 31026  
 K. C. MO 64129

NAME \_\_\_\_\_

ADDRESS \_\_\_\_\_

CITY \_\_\_\_\_

ZIP \_\_\_\_\_

# SHIRTS \_\_\_\_\_ SIZE \_\_\_\_\_

ALLOW 3 WEEKS FOR DELIVERY

DEALERS: REDUCED PRICES OFFERED ON  
 ORDERS OF 12 OR MORE. MANY OTHER  
 PHRASES AVAILABLE. WRITE FOR MORE INFO

# COPY CAT COMMODORE 64

COPIES DISK FILES

EXTRA FEATURES:

- Renames files
- Catalogs a diskett
- Scratches files
- Formats or news a disk
- Uses a M/L loader saver for fast speed
- Makes back-up copies of your programs

~~\$49.95~~ NOW ONLY \$19.95

Village Office Machines

4721 Euclid Avenue  
Rolling Meadows, IL 60008  
(312) 991-0880

A Must For All Disk Drive Owners  
DEALER INQUIRIES INVITED

## VIC-20 USERS CARTRIDGE BACK-UP SYSTEM

PROTECT YOUR INVESTMENT.  
BACK-UP YOUR CARTRIDGES ONTO  
CASSETTE.

SAVES WEAR ON YOUR CARTRIDGES.  
SAVES WEAR ON YOUR VIC-20'S  
MEMORY PORT.

SYSTEM IS COMPRISED OF AN EASY  
TO USE PROGRAM AND A CARTRIDGE  
INTERFACE CARD. HIGH QUALITY  
GOLD CONTACTS AND SWITCHES.  
BACKED-UP CARTRIDGES RUN LIKE  
THE ORIGINALS (8K RAM REQUIRED).

INTRODUCTORY PRICE:

\$49.95 POST PAID  
(PA RESIDENTS ADD 6%)

SEND CHECK OR MONEY ORDER TO:

E-M TECHNOLOGIES  
P.O. BOX 185  
DOWNTOWN, PA 19335

6 MONTH REPLACEMENT GUARANTEE

Wasting Money? We Have the World's Most  
Cost Effective Development System.



- Includes Hexbit 1.0, a powerful 100% machine code editor debugger utility program that makes coding for 8-bit micros a snap
- Program from Commodore VIC-20 keyboard into built-in 4K ROM emulator
- Jumper to target ROM socket
- Test programs in circuit
- Built-in EPROM programmer and power supply
- Burns & runs EPROMS for the Commodore VIC-20, too
- Comprehensive manuals
- Fits EXPANSION PORT

Send for  
Free Brochure

VISA AND  
MASTERCARD  
ACCEPTED

PROMQUEEN CARTRIDGE  
ONLY \$199 U.S. \$269 CAN.

+ Prices	U.S.	Can.
Promqueen 64	\$299.00	\$399.00
8K board w/ 1 Eprom	\$ 29.95	\$ 39.95
16K board w/ 1 Eprom	\$ 39.95	\$ 49.95
8K ROM board		
w/ 1 Eprom-C64	\$ 39.95	\$ 49.95

Distributed in U.S. by **Arbutus Total Soft, Inc.**

4202 Meridian, Suite 214  
Bellingham, WA 98226

Ph. 800-426-1253, in Washington 206-733-0404

Distributed in Canada by  
**IBC/Distribution Canada**

4047 Cambie St., Vancouver, BC V5Z 2X9  
Ph. 604-879-7812

**NEW!** MULTI-COLOR  
and  
HIGH RESOLUTION  
CHARACTER EDITORS  
For VIC-20 and CBM64

**Multi-Color**

- Character color and mode set for each character.
- Auxiliary, border, and screen color commands.
- 8 Power magnification for editing area.
- Cursor controls; RETURN, HOME, CLR, all work within the editing area.
- 4x5 animation area cycles through user-selected character collections.
- Saves set to all output devices.
- Loads set from all input devices.
- VIC-20 Version
- 64 characters edited at one time.
- 2 character collections alternate in the animation area.
- Fits in an unexpanded VIC-20.
- CBM64 Version
- 256 characters edited) 192 available at one time.
- 8 character collections available for the animation area.
- 90 degree rotation command.
- Move command shifts pixels of one character, as a group, up, down, right, or left.

CASSETTE-\$19.95 DISKETTE-\$21.95 (CA REG AND 6% TAX)  
Please specify which version you'd like.  
Just Another Software Co., Dept. C7  
P.O. Box 893, Palo Alto, CA 94301

**FREE** Write for your  
free catalog of

**Software  
and  
Books**

for your  
PET, VIC  
and  
Commodore 64

TIS, inc.  
Box 921 Dept. C  
Los Alamos, NM 87544

Software For  
**Commodore 64**

COMPELLO.....\$15.95  
DATAFILE.....\$15.95  
FLIGHT 64.....\$15.95  
GUNSLINGER.....\$15.95  
LOAN CALC.....\$ 9.95  
SPACE CADET....\$15.95  
SPELLATHON.....\$19.95  
SPRITE GEN.....\$15.95

-Prices are for cassette, add \$2 for disk version.  
-Check, MO, or COD for total order plus \$2 shipping.

See your dealer or order direct

FANTASY COMPUTERWARE  
BOX 461  
SIOUX FALLS, SD, DAK. 57101  
(605) 335-7684

## VIC-20 & C 64 Stock Portfolio Manager

.... EASY TO USE ....

Stock	# Shares	Cost / Share	% Change	Dollar Change
IBM	100	112 1/2	-1.6	-187.50
Kmart	200	20 1/2	68.3	2,800.00

— PROGRAM FEATURES —

- Current Values
- (1) Individual Stock (2) Total Portfolio
- Records Dividend Payments
- Handles Stock Splits
- Buy & Sell Information By Date
- Works With or Without Printer
- VIC 20 Requires 16K RAM Expansion

Program on Cassette Tape: \$29.95 / Disc: \$34.95  
SEND CHECK OR MONEY ORDER TO:

**BASIC BYTE, INC.**  
P.O. BOX 924, SOUTHFIELD, MI 48037-0924  
Phone Orders: 1-800-835-2246 Ext. 237  
Kansas Residents: 1-800-362-2421 Ext. 237

VISA AND MASTERCARD ACCEPTED  
Michigan Residents add 4% Sales Tax.

- DEALER INQUIRIES INVITED -

## VIC-20

### 6 GREAT PROGRAMS ON 1 CASSETTE REG. \$49.95 **\$9.95**

16K RAM Reg \$89.95 **NOW \$68.00**

Retirement Analysis	12.95
Car Maintenance	12.95
Loan Calculator	12.95
Gold/Silver Trader	12.95
Tax Free Savings	12.95
Stock Options	12.95
Equity Accelerator (8K)	19.95
Landlord (8K)	19.95
Insurance Comparison (8K)	19.95
Real Estate Investor (8K)	19.95

MC/VISA/MONEY ORDERS/CHECKS/COD  
**1000 ITEM CATALOG**  
Dealer Inquiries Invited

**Space Shuttle Software**  
PO Box 252 - Cape Canaveral, FL 32920

## GAME EXCHANGE

Apple - Atari  
IBM-PC - VIC - TRS-80  
Disks/Cartridges

Adventure games are great until solved. Arcade games can get stale. Exchange an unwanted game for one you would like to play.

**Write For Information**  
Or

Send your original manufacturer's game disk, documentation, a list of five games to choose your exchange from & \$5.00 to:

**National Home Computer  
Game Exchange  
P.O. Box 20929  
Columbus, OH 43220**



**SMALL BUSINESS PROGRAMS for ATARI®**

**GENERAL LEDGER SYSTEM**

A complete system in one program. Designed by accountants to handle any combination of 200 Balance Sheet, Income and Expense accounts. Menu driven for easy entry. Maintains and prints to the screen or printer Cash Disbursements, Cash Receipts, Journal Entries, Trial Balance, Income Statement and Balance Sheet. Put your computer to work for you!

**48K, DISKETTE ONLY, PRINTER OPTIONAL  
ONLY \$69.95**

**MAIL ORDER INVENTORY**

With this new system you get results. Designed for quick inquiry and update. You maintain current inventory, reorder points, part costs, selling price and sales information. You also produce picking lists, time to buy reports, sales and inventory reports.

**48K, DISKETTE ONLY, PRINTER OPTIONAL  
ONLY \$69.95**

**BULK RATE MAILER**

Use this program to maintain your mailing lists and presort by zipcode add/delete/inquiry by partial fields of last name, city or zipcode.

**24K, DISKETTE ONLY, PRINTER  
ONLY \$29.95**

YOU SAVE MONEY! GET ALL THREE ONLY \$150.00

**TRADEWINDS SOFTWARE**

1205 Genessee, L.A., CA 90046 (213) 656-2139

MasterCard - Visa - Checks - C.O.D.'s

**EUCHRE FANS!!!**

YOU'RE GONNA LOVE OUR FIRST OFFERING

**"EUCHRE FOR FOUR"**  
(For You Alone)

\*\*\*\*\*

**EXCELLENT 4-HAND EUCHRE FOR  
YOU AND YOUR COMPUTER**

\*\*\*\*\*

AVAILABLE ON DISKETTE  
OR CASSETTE FOR  
**COMMODORE 64\* OR EXPANDED  
VIC-20\* (NEED 24K EXP.)**  
(PLEASE SPECIFY WHICH)

**VISA \$29.95 MC**  
(NY State Residents add 7% Sales Tax)

**HUTCHCRAFT ASSOCIATES**

1132 Dryden Road, Ithaca, NY 14850

607 347-4782

DEALER INQUIRIES WELCOME

\*TRADEMARKS OF COMMODORE BUSINESS MACHINES

**STOP LOOKING!**

THIS IS  
**Ware It's At!**

FOR THE

**COMMODORE 64**

BATTERIES INCLUDED: PaperClip 64  
Sophisticated, comprehensive WP.....105.00  
SOUTHERN SOLUTIONS: Businessman  
Quality, understandable general ledger....105.00  
ACCESS: Spritmaster  
Complete, stick-driven animation utility.. 28.75  
Neutral Zone  
Exotic 3-D space action drama..... 27.95  
LUNA: Hyper-Hen  
Split-second dodging of hawks, coyotes.... 15.95  
Firefighter 64  
Graphic strategy game—against the clock! 15.95  
Pedestrian 64  
Cars, etc., will keep you hopping quickly. 15.95  
ELECTRA PRODUCTS: Triga Command Joystick. 15.00  
NUFEKOP: 3-D 64 Man; Exterminator 64;  
Defender on Tri - rave reviews for these.. 15.95

**Ware It's At!**

Order Line - MC/VISA add 3% (409) 763-0291  
Call: Leave name, address, order, card# and exp. date  
P.O. Box 27  
Free Galveston, TX 77550 Check, MD  
Catalog PRICES SUBJECT TO CHANGE \$1.50 S&H

**VIC-20**

**EPROM  
PROGRAMMER**

2716 • 2732 • 2732A DEVICES

**COMPLETE SYSTEM**

READY TO READ, VERIFY or  
PROGRAM YOUR EPROMS

ONLY \$79.95

PLUGS DIRECTLY INTO VIC-20

NO ADDITIONAL PARTS OR  
ACCESSORIES NEEDED  
SOFTWARE TAPE INCLUDED

ADAPTER KIT AVAILABLE FOR OTHER 6502  
BASED COMPUTER SYSTEMS

PLEASE INQUIRE • ADD \$3.50 FOR SHIPPING  
MD RESIDENCE ADD 5% TAX

**MWS ELECTRONICS**

P.O. BOX 418

POCOMOKE, MD. 21851

VISA, MC

ACCEPTED

301-632-0620

VIC-20 IS A REGISTERED TRADEMARK OF COMMODORE

**New! Unique! Joy Stick Holder**



TRAY APPROX. 10" x 17" - JOY STICK NOT INCLUDED

Only \$9.95 each

\*For use on - Atari 400/800, Vic-20 Computer, Radio Shack,  
Texas Instruments, Sears Video Arcade & Atari VCS

\*Greater Accuracy \*Reduces Fatigue \*Just Snap in Place  
\*Real Arcade Action \*Higher Scoring \*Rests on lap

DEALER INQUIRIES INVITED

Send check or money order for \$9.95 + \$2.00 (Postage  
and Handling) - Total \$11.95 each

TO: TREND-TEK CORP.

P.O. Box 1393, N. Miami Beach, FL 33160-1393

PLEASE PRINT

Enclosed is my check for \$ \_\_\_\_\_

Please send me \_\_\_\_\_ Joy Stick Holders.

Name \_\_\_\_\_

Address \_\_\_\_\_

City \_\_\_\_\_ State \_\_\_\_\_ Zip \_\_\_\_\_

TRAY COLOR MAY VARY SORRY NO C.O.D.'s

**ATTENTION  
TEXAS INSTRUMENTS  
TI-99/4A  
OWNERS**

We have hundreds of 3rd party independent software programs on cassette and disk ready to run on your TI-99/4A. Games, business, and educational programming at discount prices as low as \$8.95 ea. Plus all TI hardware and software at incredibly low, low prices, including the new TI-99/2 and CC-40 computers. We also have dust covers, heavy duty joysticks with TI adapters, and many more accessories. Call or write now for a FREE listing. We ship your order U.P.S. the same or next business day to insure fast service. Visa and MasterCard accepted (NO service charges) or C.O.D. is okay.

**THE MUSIC WORKSHOP**

59 E. Tioga St.

Tunkhannock, PA 18657

CALL 1-717-836-4522

**NEW FOR YOUR VIC 20**



**NOW YOU CAN HAVE  
35K OF RAM + IEEE 488  
ON ONE CARTRIDGE!**

**3K RAM CARTRIDGE ONLY \$39<sup>95</sup>**

All boards are fully socketed for future expansion. Add memory in 8K increments simply by inserting up to (4) 1M 6264 RAMS. (Call for price) Add IEEE 488 Chip Set for \$59<sup>95</sup>. Available in any configuration from bare board to fully populated. Dealer inquiries invited.

**WAVE Computers Inc.**

P.O. Box 3883, Federal Way, Washington 98003  
Add \$2.00 Postage/Washington Residents Add Sales Tax  
No C.O.D.'s Please Phone No. (206) 839-WAVE



**DISK  
DRIVE  
USERS:**

YOU'RE IN COMMAND  
WITH DOS-MOD

enhancements to Atari DOS 2.0S  
FEATURES FROM SOPHISTICATED  
PROFESSIONAL OPERATING SYSTEMS

- create powerful command files
- quick one-line commands
- friendly full-screen use
- flexible memory examine/change
- improved wild-card capability
- nasty bugs exterminated
- completely compatible with DOS 2.0S and many more improvements

\$25 ppd. RISK-FREE TRIAL!  
Includes easy-to-follow tutorial demo



**SUNNY SOFTWARE**  
1058-C MARIGOLD COURT  
SUNNYVALE, CA 94086

# Advertisers Index

Reader Service Number/ Advertiser	Page	Reader Service Number/ Advertiser	Page	Reader Service Number/ Advertiser	Page
Aardvark	133	135 French Silk	122	170 Progressive Peripherals & Software	266
Abacus Software	145	136 French Silk	215	171 Protecto Enterprises	121
102 AB Computers	208,209	Frontrunner Computer Industries	187	172 Protecto Enterprises	127
Access Software Inc.	55	Gator Marketing Enterprises, Inc.	75	173 Protecto Enterprises	139
Accolade	252	137 Genesis Computer Corp.	27	174 Protecto Enterprises	119
Advanced Arcadeware	262	Get Computerized Inc.	268	175 Public Domain Inc.	40
Adventure International	37	Gladstone Electronics	263	176 Quality Computers	258
Adventure International	71	Hanna Enterprises	227	Questar International	237
AdVentures	151	138 Happy Computing	190	Rapidwriter	207
American Data Cable, Inc.	268	Home Computer Services	271	Raymiak	251
103 American Peripherals	141	139 Harmony Video & Computers	211	177 RCE	91
ANAL.O.G. Software	41	Human Engineered Software	47	Richvale Telecommunications	63
Anthro-Digital	175	Hutchcraft Associates	271	178 Sector 1	187
Apple Country Ltd.	261	140 Hytec Systems	153	Sierra On-Line, Inc.	79
104 Apropos Technology	117	IJG	189	179 Sim Computer Products	263
105 Arbutus Total Soft, Inc.	170	141 Indus-Tool Corp.	173	Sirius Software	65
Archives	259	Infocom, Inc.	66,67	180 SJB Distributors Inc.	219
Aries Marketing Co.	268	144 Just Another Software Co.	270	181 Skyles Electric Works	57
Atari Computer Camps	256	145 Kalgio	75	182 Soft-Aware	215
Atari Service Centers	7	146 The Kinetic Screen	123	183 Softraders International	269
106 Atto-Soft	187	Koala Technologies Corporation	43	Softron, Inc.	234
BAZ Electronics	269	Leading Edge Products, Inc.	IFC	Software City	121
107 Basic Byte, Inc.	270	Leading Edge Products, Inc.	IBC	Software Consultants	118
Basic Electronic Business Systems, Inc.	264	Lighting Software	27	184 The Software Co-op	177
Batteries Included	29	Limbic Systems Inc.	135	Software Exchange	251
B. Dalton Bookseller	231	147 Load 20	238	Software Plus	268
B. Dalton Bookseller	183	148 Luna Software	77	Software To Go	225
108 Big Five Software	87	Lycy Computer	130,131	Softwareverbund Microcomputer	164
Billy Soft	220	149 Macro Dynamics	227	Softwareverbund Microcomputer	173
B. L. & W.	263	Macrotronics, Inc.	238	Softwareverbund Microcomputer	258
Boston Educational Computing, Inc.	149	150 Maxell	15	Southern Solutions	59
109 Bröderbund Software	31	Memotech Corporation	53	185 Southwest Micro Systems, Inc.	106
110 Cardco, Inc.	11	151 Micro-80 Inc.	234	Space Shuttle Software	270
Cass-A-Tapes	260	Micro Merchant	259	Spectra Video	49
111 Century Micro Products	256	Microbits Peripheral Products	89	Spinneraker	23
112 Century Micro	229	152 Micro Systems Development, Inc.	155	186 Star Micronics	51
City Software	62	Microtechnic Solutions Inc.	251	187 Suncom Incorporated	75
113 Comm*Data	39	153 Micro-Ware Distributing Inc.	61	Sunny Software	271
114 Commodore Business Machines	BC	154 Micro World Electronic, Inc.	232	SuperCard	193
115 Compu Sense	207	Midnight-Oil, Inc.	90	Susie Software	268
116 Compu Sense	229	155 Midwest Micro Inc.	185	Telegames Software	183
117 Compu Sense	234	Midwest Peripheral Industries	185	Thorn EMI	94,95
118 Compu Sense	179	156 Miles Computing	164	188 T.I.S. Inc.	270
119 Compu Sense	227	Mind Games Co.	269	Topologic Inc.	122
120 CompuServe	24,25	157 Missing Link Products	155	Toronto Pet Users Group	183
121 ComputAbility	201	158 MMG Micro Software	167	189 Totl Software Inc.	163
122 Computer Case Company	52	159 Monarch Data Systems	20	Tradewinds Software	271
Computer Creations Inc.	258	Mosaic Electronics, Inc.	4	Trend-Tek Corp.	271
123 The Computer Express	269	The Music Workshop	271	Tronix	44,45
Computer Mail Order	114,115	MWS Electronics	271	Unicomm Inc.	173
Computer Marketing Services, Inc.	161	National Home Computer Game	Exchange	Universal Software	175
Computer Marketing Services, Inc.	163	160 Nibbles & Bits, Inc.	106	190 Users Group Warehouse	262
124 ComputerMat	213	Nüfekop	83	U.S. Technologies	247
Computer Outlet	99	Olympic Sales Company	184	191 Victory Software Corp.	227
Computer Outlet	100,101	Omega International	19	Village Office Machines	270
125 Computer Palace	223	OMNI Unlimited	207	Voice World	215
126 Computer Shoppe	158	Onslow Comtek	229	192 Ware It's At!	271
Computer Software Associates	105	161 Optimized Systems Software, Inc.	109	Wave Computers Inc.	271
127 ComStar	265	P.A.C.E.	73	193 World Electronics	268
128 Continental Software	69	Pacific Exchanges	190	194 York 10 Computerware	97
Cosmic Computers Unltd.	238	Pacific Exchanges	251	Zads	52
Creative Software	81	Paks Unlimited	268	Zephyr Micras	267
Crosstech Graphics	229	162 Parsec Research	234	Ziza Presents Inc.	269
129 C.R.P.	269	Performance Micro Products	269		
Data Equipment Supply Corp.	205	Peripheral Products	269		
130 Datalock	84	163 Personal Peripheral Products	268		
Datasoft Inc.	35	164 Pixell Software	207		
131 Digital Interface Systems Co.	213	Powerbyte	234		
Diskmakers	255	P. R. Software	266		
DMI Software Inc.	265	165 Precision Software Limited	157		
132 Don't Ask Computer Software	125	166 Precision Software Limited	181		
Dynacomp	23	167 Professional Micro Service	269		
133 Dynamic Technologies	194	Professional Software Inc.	1		
East Coast Software	191	Professional Software Inc.	9		
Eastern House	257	Program Design, Inc.	189		
Edupro	147	The Program Store	111		
Elcomp Publishing, Inc.	113	168 Programmer's Institute	137		
Electronic Arts	13,14	169 Programmer's Institute	143		
E-M Technologies	270				
134 Eric Martin's	267				
Expotek	260				
Fantasy Computerware	270				
Fox Games	32,33				
Foxfire Systems, Inc.	251				

COMPUTE's First Book of VC	210
COMPUTE's Second Book of Atari	169
Home Energy Applications	254
Machine Language for Beginners	195
Programmer's Reference Guide to the TI-99/4A	245

# COMPUTE!

For Fastest Service,  
Call Our **Toll-Free**  
US Order Line  
**800-334-0868**  
In NC call 919-275-9809

My Computer Is:

- PET  Apple  Atari  OSI  VIC-20  TI 99/4A  Sinclair ZX-81  
 Radio Shack Color Computer  Other \_\_\_\_\_  Don't yet have one...

- \$20.00 One Year US Subscription  
 \$36.00 Two Year US Subscription  
 \$54.00 Three Year US Subscription
- (Readers outside of the US, please see our foreign readers subscription card or inquire for rates).

Name \_\_\_\_\_

Address \_\_\_\_\_

City \_\_\_\_\_ State \_\_\_\_\_ Zip \_\_\_\_\_

- Payment Enclosed  VISA  Bill me  
 MasterCard  American Express

Account No. \_\_\_\_\_ Expires \_\_\_\_\_ / \_\_\_\_\_

Your subscription will begin with the first available issue. 337101  
Please allow 4-6 weeks for delivery of first issue.

## COMPUTE! Books

Quan.	Title	Price	S/H	Total	Quan.	Title	Price	S/H	Total
_____	The Beginner's Guide to Buying A Personal Computer	\$ 3.95 + \$1.00*	_____	_____	_____	COMPUTE!'s First Book of VIC	12.95 + 2.00*	_____	_____
_____	COMPUTE!'s First Book of Atari	12.95 + 2.00*	_____	_____	_____	COMPUTE!'s Second Book of Atari	12.95 + 2.00*	_____	_____
_____	Inside Atari DOS	19.95 + 2.00*	_____	_____	_____	COMPUTE!'s First Book of Atari Graphics	12.95 + 2.00*	_____	_____
_____	COMPUTE!'s First Book of PET/CBM	12.95 + 2.00*	_____	_____	_____	Mapping The Atari	14.95 + 2.00*	_____	_____
_____	Programming the PET/CBM	24.95 + 3.00**	_____	_____	_____	Home Energy Applications	14.95 + 2.00*	_____	_____
_____	Every Kid's First Book of Robots and Computers	4.95 + 1.00*	_____	_____	_____	Machine Language for Beginners	12.95 + 2.00*	_____	_____
					_____	Programmers Reference Guide for TI-99/4A	14.95 + 2.00*	_____	_____

For Fastest Service Call Our **TOLL FREE** US Order Line **800-334-0868**. In NC call 919 275-9809. All orders must be prepaid (money order, check, or charge). All payments must be in US funds. NC residents add 4% sales tax.

Payment enclosed Please charge my:  VISA  MasterCard  American Express  
Acc't No. \_\_\_\_\_ Expires \_\_\_\_\_

Name \_\_\_\_\_

Address \_\_\_\_\_

City \_\_\_\_\_ State \_\_\_\_\_ Zip \_\_\_\_\_

Country \_\_\_\_\_

Allow 4-5 weeks for delivery. For air mail outside US \*\*\$5.00 / \*\*\*\$10.00

7 8 9 10 11 12

# COMPUTE!

# Foreign Readers

Subscription rates outside the US:

- \$25.00 Canada  
 \$38.00 Europe, Australia/Air Delivery  
 \$48.00 Middle East/Air Delivery  
 \$68.00 Elsewhere/Air Delivery  
 \$25.00 International Surface Mail (lengthy, unreliable delivery)

Name \_\_\_\_\_

Address \_\_\_\_\_

City \_\_\_\_\_ Postal Code \_\_\_\_\_

Country \_\_\_\_\_

Payment must accompany this card.  
Payment in US Funds drawn on a US Bank; International Money Order; or charge card:  VISA  MasterCard  American Express  
Account No. \_\_\_\_\_ Expires \_\_\_\_\_ / \_\_\_\_\_  
Your subscription will begin with the first available issue. 337101  
Please allow 6-12 weeks for delivery of first issue.

## The Editor's Feedback:

Computer:  Pet  Apple  Atari  OSI  VIC-20  TI 99/4A  Sinclair ZX-81  
 Radio Shack Color Computer  Other \_\_\_\_\_  Don't yet have one...

Are you a **COMPUTE!** subscriber?  Yes  No I would like to see:

- |                               |                                |                                    |                               |                                |                                  |
|-------------------------------|--------------------------------|------------------------------------|-------------------------------|--------------------------------|----------------------------------|
| <input type="checkbox"/> More | <input type="checkbox"/> Fewer | Specific applications programs.    | <input type="checkbox"/> More | <input type="checkbox"/> Fewer | Games.                           |
| <input type="checkbox"/> More | <input type="checkbox"/> Fewer | BASIC programs.                    | <input type="checkbox"/> More | <input type="checkbox"/> Fewer | Reviews of game software.        |
| <input type="checkbox"/> More | <input type="checkbox"/> Fewer | Machine language programs.         | <input type="checkbox"/> More | <input type="checkbox"/> Fewer | Reviews of business software.    |
| <input type="checkbox"/> More | <input type="checkbox"/> Fewer | Tutorials.                         | <input type="checkbox"/> More | <input type="checkbox"/> Fewer | Reviews of educational software. |
| <input type="checkbox"/> More | <input type="checkbox"/> Fewer | Educational articles.              | <input type="checkbox"/> More | <input type="checkbox"/> Fewer | Reviews of hardware.             |
| <input type="checkbox"/> More | <input type="checkbox"/> Fewer | Detailed explanations of programs. | <input type="checkbox"/> More | <input type="checkbox"/> Fewer |                                  |

What do you like best about **COMPUTE!**?

What do you like least?

7 8 9 10 11 12

**COMPUTE! Magazine**

P.O. Box 914  
Farmingdale, NY 11737

**COMPUTE! Magazine**

Post Office Box 5406  
Greensboro, NC 27403



**BUSINESS REPLY MAIL**  
FIRST CLASS PERMIT NO. 2312 GREENSBORO, NC

POSTAGE WILL BE PAID BY ADDRESSEE

**COMPUTE! Magazine**

P.O. Box 914  
Farmingdale, NY 11737

NO POSTAGE  
NECESSARY  
IF MAILED  
IN THE  
UNITED STATES



**BUSINESS REPLY MAIL**  
FIRST CLASS PERMIT NO. 2312 GREENSBORO, NC

POSTAGE WILL BE PAID BY ADDRESSEE

**COMPUTE! Books**

Post Office Box 5406  
Greensboro, NC 27403

NO POSTAGE  
NECESSARY  
IF MAILED  
IN THE  
UNITED STATES



## COMPUTE!'s FREE Reader Information Service

Use these cards to request FREE information about the products advertised in this issue. Clearly print or type your full name and address. Only one card should be used per person. Circle the numbers that correspond to the key number appearing in the advertisers index.

Send in the card and the advertisers will receive your inquiry. Although every effort is made to insure that only advertisers wishing to provide product information have reader service numbers, **COMPUTE!** cannot be responsible if advertisers do not provide literature to readers.

Please use these cards *only* for subscribing or for requesting product information. Editorial and customer service inquiries should be addressed to: **COMPUTE!**, P.O. Box 5406, Greensboro, NC 27403. Check the expiration date on the card to insure proper handling.

## COMPUTE!

101	102	103	104	105	106	107	108	109	110	111
112	113	114	115	116	117	118	119	120	121	122
123	124	125	126	127	128	129	130	131	132	133
134	135	136	137	138	139	140	141	142	143	144
145	146	147	148	149	150	151	152	153	154	155
156	157	158	159	160	161	162	163	164	165	166
167	168	169	170	171	172	173	174	175	176	177
178	179	180	181	182	183	184	185	186	187	188
189	190	191	192	193	194	195	196	197	198	199
200	201	202	203	204	205	206	207	208	209	210
211	212	213	214	215	216	217	218	219	220	221
222	223	224	225	226	227	228	229	230	231	232
233	234	235	236	237	238	239	240	241	242	243
244	245	246	247	248	249	250	251	252	253	254
255	256	257	258	259	260	261	262	263	264	265
266	267	268	269	270	271	272	273	274	275	276
277	278	279	280	281	282	283	284	285	286	287
288	289	290	291	292	293	294	295	296	297	298
299	300	301	302	303	304	305	306	307	308	309
310	311	312	313	314	315	316	317	318	319	320
321	322	323	324	325	326	327	328	329	330	331
332	333	334	335	336	337	338	339	340	341	342
343	344	345	346	347	348	349	350			

Circle 101 for a one year new subscription to **COMPUTE!** 12 monthly issues for \$20

Please print or type your full name and address. Limit one card per person.

Name \_\_\_\_\_

Address \_\_\_\_\_

City \_\_\_\_\_

State/Province \_\_\_\_\_

Zip \_\_\_\_\_

Country \_\_\_\_\_

Please include zip code. Expiration: 9/30/83

C0783

## COMPUTE!

101	102	103	104	105	106	107	108	109	110	111
112	113	114	115	116	117	118	119	120	121	122
123	124	125	126	127	128	129	130	131	132	133
134	135	136	137	138	139	140	141	142	143	144
145	146	147	148	149	150	151	152	153	154	155
156	157	158	159	160	161	162	163	164	165	166
167	168	169	170	171	172	173	174	175	176	177
178	179	180	181	182	183	184	185	186	187	188
189	190	191	192	193	194	195	196	197	198	199
200	201	202	203	204	205	206	207	208	209	210
211	212	213	214	215	216	217	218	219	220	221
222	223	224	225	226	227	228	229	230	231	232
233	234	235	236	237	238	239	240	241	242	243
244	245	246	247	248	249	250	251	252	253	254
255	256	257	258	259	260	261	262	263	264	265
266	267	268	269	270	271	272	273	274	275	276
277	278	279	280	281	282	283	284	285	286	287
288	289	290	291	292	293	294	295	296	297	298
299	300	301	302	303	304	305	306	307	308	309
310	311	312	313	314	315	316	317	318	319	320
321	322	323	324	325	326	327	328	329	330	331
332	333	334	335	336	337	338	339	340	341	342
343	344	345	346	347	348	349	350			

Circle 101 for a one year new subscription to **COMPUTE!** 12 monthly issues for \$20

Please print or type your full name and address. Limit one card per person.

Name \_\_\_\_\_

Address \_\_\_\_\_

City \_\_\_\_\_

State/Province \_\_\_\_\_

Zip \_\_\_\_\_

Country \_\_\_\_\_

Please include zip code. Expiration: 9/30/83

C0783

## COMPUTE!

101	102	103	104	105	106	107	108	109	110	111
112	113	114	115	116	117	118	119	120	121	122
123	124	125	126	127	128	129	130	131	132	133
134	135	136	137	138	139	140	141	142	143	144
145	146	147	148	149	150	151	152	153	154	155
156	157	158	159	160	161	162	163	164	165	166
167	168	169	170	171	172	173	174	175	176	177
178	179	180	181	182	183	184	185	186	187	188
189	190	191	192	193	194	195	196	197	198	199
200	201	202	203	204	205	206	207	208	209	210
211	212	213	214	215	216	217	218	219	220	221
222	223	224	225	226	227	228	229	230	231	232
233	234	235	236	237	238	239	240	241	242	243
244	245	246	247	248	249	250	251	252	253	254
255	256	257	258	259	260	261	262	263	264	265
266	267	268	269	270	271	272	273	274	275	276
277	278	279	280	281	282	283	284	285	286	287
288	289	290	291	292	293	294	295	296	297	298
299	300	301	302	303	304	305	306	307	308	309
310	311	312	313	314	315	316	317	318	319	320
321	322	323	324	325	326	327	328	329	330	331
332	333	334	335	336	337	338	339	340	341	342
343	344	345	346	347	348	349	350			

Circle 101 for a one year new subscription to **COMPUTE!** 12 monthly issues for \$20

Please print or type your full name and address. Limit one card per person.

Name \_\_\_\_\_

Address \_\_\_\_\_

City \_\_\_\_\_

State/Province \_\_\_\_\_

Zip \_\_\_\_\_

Country \_\_\_\_\_

Please include zip code. Expiration: 9/30/83

C0783



NO POSTAGE  
NECESSARY  
IF MAILED  
IN THE  
UNITED STATES

**BUSINESS REPLY MAIL**  
FIRST CLASS PERMIT NO. 27346 PHILADELPHIA, PA

POSTAGE WILL BE PAID BY ADDRESSEE

**COMPUTE!**  
P.O. Box 11747  
Philadelphia, PA 19101



NO POSTAGE  
NECESSARY  
IF MAILED  
IN THE  
UNITED STATES

**BUSINESS REPLY MAIL**  
FIRST CLASS PERMIT NO. 27346 PHILADELPHIA, PA

POSTAGE WILL BE PAID BY ADDRESSEE

**COMPUTE!**  
P.O. Box 11747  
Philadelphia, PA 19101



NO POSTAGE  
NECESSARY  
IF MAILED  
IN THE  
UNITED STATES

**BUSINESS REPLY MAIL**  
FIRST CLASS PERMIT NO. 27346 PHILADELPHIA, PA

POSTAGE WILL BE PAID BY ADDRESSEE

**COMPUTE!**  
P.O. Box 11747  
Philadelphia, PA 19101



## Introduce A Friend To COMPUTE! Save \$10.00 Off The Newsstand Price

One year, 12 issue subscriptions are \$20.00 in the U.S., \$25.00 (U.S. funds) in Canada.

### PLEASE PRINT.

Please charge my

VISA  MasterCard  American Express

Acct. No. \_\_\_\_\_

Exp. \_\_\_\_\_

YOUR NAME \_\_\_\_\_

ADDRESS \_\_\_\_\_

CITY \_\_\_\_\_

STATE \_\_\_\_\_ ZIP \_\_\_\_\_

\$ \_\_\_\_\_ payment enclosed  Bill me later

Please enter my  RENEWAL  NEW SUBSCRIPTION at the same time.

GIFT TO \_\_\_\_\_

ADDRESS \_\_\_\_\_

CITY \_\_\_\_\_

STATE \_\_\_\_\_ ZIP \_\_\_\_\_

Renewal  New subscription

SIGN CARD \_\_\_\_\_

GIFT TO \_\_\_\_\_

ADDRESS \_\_\_\_\_

CITY \_\_\_\_\_

STATE \_\_\_\_\_ ZIP \_\_\_\_\_

Renewal  New subscription

SIGN CARD \_\_\_\_\_

637101

## Introduce A Friend To COMPUTE! Save \$10.00 Off The Newsstand Price

One year, 12 issue subscriptions are \$20.00 in the U.S., \$25.00 (U.S. funds) in Canada.

### PLEASE PRINT.

Please charge my

VISA  MasterCard  American Express

Acct. No. \_\_\_\_\_

Exp. \_\_\_\_\_

YOUR NAME \_\_\_\_\_

ADDRESS \_\_\_\_\_

CITY \_\_\_\_\_

STATE \_\_\_\_\_ ZIP \_\_\_\_\_

\$ \_\_\_\_\_ payment enclosed  Bill me later

Please enter my  RENEWAL  NEW SUBSCRIPTION at the same time.

GIFT TO \_\_\_\_\_

ADDRESS \_\_\_\_\_

CITY \_\_\_\_\_

STATE \_\_\_\_\_ ZIP \_\_\_\_\_

Renewal  New subscription

SIGN CARD \_\_\_\_\_

GIFT TO \_\_\_\_\_

ADDRESS \_\_\_\_\_

CITY \_\_\_\_\_

STATE \_\_\_\_\_ ZIP \_\_\_\_\_

Renewal  New subscription

SIGN CARD \_\_\_\_\_

637101



NO POSTAGE  
NECESSARY  
IF MAILED  
IN THE  
UNITED STATES

**BUSINESS REPLY MAIL**

FIRST CLASS PERMIT NO. 2312 GREENSBORO, NC

POSTAGE WILL BE PAID BY ADDRESSEE

**COMPUTE!**

P.O. Box 914

Farmingdale, NY 11737



NO POSTAGE  
NECESSARY  
IF MAILED  
IN THE  
UNITED STATES

**BUSINESS REPLY MAIL**


FIRST CLASS PERMIT NO. 2312 GREENSBORO, NC

POSTAGE WILL BE PAID BY ADDRESSEE

**COMPUTE!**


P.O. Box 914

Farmingdale, NY 11737





# REMEMBER:



## MORE THAN JUST ANOTHER PRETTY FACE.

Says who? Says ANSI.

Specifically, subcommittee X3B8 of the American National Standards Institute (ANSI) says so. The fact is all Elephant™ floppies meet or exceed the specs required to meet or exceed all their standards.

But just who is "subcommittee X3B8" to issue such pronouncements?

They're a group of people representing a large, well-balanced cross section of disciplines—from academia, government agencies, and the computer industry. People from places like IBM, Hewlett-Packard, 3M, Lawrence Livermore Labs, The U.S. Department of Defense, Honeywell and The Association of Computer Programmers and Analysts. In short, it's a bunch of high-caliber nitpickers whose mission, it seems, in order to make better disks for consumers, is also to

make life miserable for everyone in the disk-making business.

How? By gathering together periodically (often, one suspects, under the full moon) to concoct more and more rules to increase the quality of flexible disks. Their most recent rule book runs over 20 single-spaced pages—listing, and insisting upon—hundreds upon hundreds of standards a disk must meet in order to be blessed by ANSI. (And thereby be taken seriously by people who take disks seriously.)

In fact, if you'd like a copy of this formidable document, for free, just let us know and we'll send you one. Because once you know what it takes to make an Elephant for ANSI . . .

We think you'll want us to make some Elephants for you.

## ELEPHANT™ HEAVY DUTY DISKS.

For a free poster-size portrait of our powerful pachyderm, please write us.

Distributed Exclusively by Leading Edge Products, Inc., 225 Turnpike Street, Canton, Massachusetts 02021

Call: toll-free 1-800-343-6833; or in Massachusetts call collect (617) 828-8150. Telex 951-624.

# IF PERSONAL COMPUTERS ARE FOR EVERYBODY, HOW COME THEY'RE PRICED FOR NOBODY?



A personal computer is supposed to be a computer for persons. Not just wealthy persons. Or whiz-kid persons. Or privileged persons.

But person persons.

In other words, all the persons whom Apple, IBM, and Radio Shack seem to have forgotten about (including, most likely, you).

But that's okay. Because now you can get a high-powered home computer without taking out a second mortgage on your home.

It's the Commodore 64. We're not talking about a low-priced computer that can barely retain a phone number. We're talking about a memory of 64K. Which means it can perform tasks most

**\$1395\***  
APPLE® IIe 64K

**\$999\***  
TRS-80® III 16K

**\$1355\***  
IBM® PC 64K

other home computers can't. Including some of those that cost a lot more. (Take another look at the three computers above.)

By itself, the Commodore 64 is all the computer you'll ever need. Yet, if you do want to expand its capabilities some day, you can do so by adding a full complement of Commodore peripherals. Such as disk drives. Modems. And printers.

You can also play terrific games on the Commodore 64. Many of which

will be far more challenging than those you could ever play on a game machine alone. And as great as all this sounds, what's even greater-sounding

is the price. It's hundreds of dollars less than that of our nearest competitor.

So while other companies are trying to take advantage of the computer revolution, it seems to us they're really taking advantage of something else: Their customers.

\*Manufacturers' suggested list prices as of March 20, 1983. Monitor included with TRS-80 III only. Commodore Business Machines, PO Box 500R, Conshohocken, PA 19428. Canada-3370 Pharmacy Avenue, Agincourt, Ont., Can. M1W 2K4.

**commodore**  
COMPUTER

Apple is a registered trademark of Apple Computer, Inc. TRS-80 is a registered trademark of Tandy Corp. IBM is a registered trademark of International Business Machines Corp.



**THE COMMODORE 64™ UNDER \$600.**

You can't buy a better computer at twice the price.