

COMPUTE!

\$2.50
February,
1982
Issue 20
Vol. 4, No. 2
63379



The Journal For Progressive Computing™

**Programming
Your Home
Insurance
Inventory**

**Named GOSUB
With Variable
Passing: Apple**

**Atari Player-
Missile Graphics
Made Easy**

**A User Defined
Character Editor
For PET/CBM**



DUAL RAM POWER

RAMPLUS+

From Mountain Computer

Compatible with Apple® Language Card

16K RAM Provided

**Additional 16K RAM Chips Available,
utilized by user-generated software.**

No Chip to Pull

No Cables to Attach

Works in our Expansion Chassis™

**See your Apple® dealer or
contact us for information.**



Mountain Computer
INCORPORATED

300 El Pueblo
TWX: 910 593-4504

Scotts Valley, CA 95066
408 438-6660

Apple II is a trademark of Apple Computer Inc.

Ram Photo—Animals Enterprises/© Marty Stouffer Productions

Mountain Photo—© Avery E. Dee

IF YOU'RE WAITING FOR THE PRICE OF WORD PROCESSORS TO FALL WITHIN REASON,

IT JUST DID.



Everyone expected it would happen sooner or later... with **WordPro PLUS** it already has! Now all the marvelous benefits of expensive and advanced word processing systems are available on Commodore computers, America's largest selling computer line. WordPro PLUS, when combined with the new 80 column CBM 8032, creates a word processing system comparable to virtually any other top quality word processor available—but at savings of thousands of dollars!

New, low cost computer technology is now available at a fraction of what you would expect to pay. This technology allowed Commodore to introduce the new and revolutionary CBM 8032 Computer.

WordPro PLUS turns this new CBM 8032 Computer into a sophisticated, time saving word processing tool. With WordPro PLUS, documents are displayed on the computer's screen. Editing and last minute revisions are simple and easy. No more lengthy re-typing sessions. Letters and documents are easily re-called from memory storage for editing or printing with final drafts printed perfectly at over five hundred words per minute!

Our nationwide team of professional dealers will show you how your office will benefit by using WordPro PLUS. At a price far less than you realize.

Invest in your office's future...
Invest in **WordPro PLUS**...
Call us today for the name of the
WordPro PLUS dealer nearest you.

Professional Software Inc.
166 Crescent Road
Needham, MA 02194
(617) 444-5224
TELEX: 95 1579

re Systems nting System II

Series Computer System



Accounts Receivable

Invoices and Monthly Statements as well as Credit and Debit Memos. Accommodates full or partial payments. User sets finance charge rate and period. User also sets invoice aging reports and aging breaks. Invoices may be distributed among nine different General Ledger accounts with

automatic updating to the General Ledger. During invoice data entry the invoice is displayed on the screen and typed exactly as if in a typewriter. File capacity is 2000 minus number of customers multiplied by 1.4. Five hundred customers allows room for 2100 invoices.



Accounts Payable

Accounts Payable checks with full voucher detail. Detailed check register. Automatic application of Credit Memos. User sets invoice aging reports and aging breaks. Invoices may be dis-

tributed among nine different General Ledger accounts with automatic updating to the General Ledger. File capacity is 2000 minus the number of vendors multiplied by two.



Payroll

Payroll checks with full deductions and pay detail. Pays regular, overtime, holiday and piece work hours. Accommodates Weekly, Bi-Weekly, Semi-Monthly and Monthly employees. Up to eight miscellaneous deductions or payments per

employee. Prints Payroll Journal, Payroll Check Register and an Absentee Report as well as 941 information and W2 forms. Maintains Monthly, Quarterly and Yearly totals for up to 350 employees. Automatic General Ledger updating.

See your nearest
Commodore dealer for
a demonstration.

CMS Software Systems

2204 Camp David Mesquite, TX. 75149 214 285-3581



TASC™. The Applesoft* Compiler. It turns your Apple into a power tool.

Step up to speed. TASC, the Applesoft Compiler, converts a standard Applesoft BASIC program into super-fast machine code. By increasing program execution speed up to 20 times, Microsoft gives you a power tool for Applesoft BASIC programming.

Highest capacity available. TASC will compile and run larger programs than any other Applesoft Compiler. As a disk-based system, it doesn't require the simultaneous presence of compiler and program in memory. The memory you save allows you to compile significantly bigger programs.

Power without bulk. Code expansion of up to 100% severely restricts other compilers. TASC's special code compression schemes typically limit code expansion to only 25%. You'll really appreciate that with complex programs or programs that utilize Apple's hi-res graphic pages.

More BASIC power. TASC's powerful new commands increase Applesoft BASIC programming capability. Chain with COMMON allows compiled programs to share variables, so a main menu

*Applesoft is a trademark of Apple Computer, Inc.



supports several programs in a single runtime environment.

TASC's True Integer Arithmetic and Integer FOR...NEXT capabilities maximize the execution speed of compiled programs.

TASC's near total compatibility with Applesoft speeds compilation of existing programs with little or no modification.

What about mistakes? You perfect your programs interactively with Applesoft. If something does slip by, TASC recovers

from errors discovered in compilation and traps all runtime errors. It even permits graceful interruptions during compilation.

See for yourself. Ask for a demonstration of TASC at your Microsoft dealer. Discover the software package that turns your Apple into a power tool.

MICROSOFT

CONSUMER PRODUCTS

A Division of Microsoft Inc
10700 Northup Way • Bellevue, WA 98004

Table of Contents

February 1982, Vol. 4, No. 2

The Editor's Notes Robert Lock, 8
 Ask The Readers Robert Lock, Richard Mansfield and Readers, 12
 Computers And Society David D. Thornburg, 16
 The Beginner's Page: Translating Equations Richard Mansfield, 19
 Guest Commentary: Hidden Costs of Computer Technology Craig Brod, 22

Applications 28

Insurance Inventory Robert W. Baker, 28
 Creating A Simple Word Processor Steve Gradijan, 36
 Transposition Janet Whitehead, 44
 Telecommunications: Why 300 Baud? Michael E. Day, 48
 Reading The Status Register Bob Sullivan, 50
 Book Review: Some Common BASIC Programs Jim Butterfield, 52
 Multitask: A Realtime, Multitasking Operating System Emulator Hal Bredbenner, 54

The Apple Gazette 62

Plotting Polar Graphs With The Apple II Marvin L. DeJong, 62
 Disassembling Machine Language Programs Without Leaving BASIC John R. Vokey and H. Cem Kaner, 68
 Named GOSUB With Variable Passing Mike Smith, 69

The Atari Gazette 77

INSIGHT: Atari Bill Wilkinson, 77
 P/M Graphics Made Easy T. Sak and S. Meier, 90
 Review: Eastern Front Edward P. McMahon, 94
 Odds And Ends: Clearing Memory Charles Brannon, 95
 OVERVIEW: Textwizard 96
 Put Graphics Modes 1 And 2 At The Bottom Of Your Screen R. Alan Belke, 100
 Atari PILOT At The Helm Patricia Tubbs, 104
 Atari Listing Conventions 107
 Moire Magic Leo Cerruti, 112
 Put A Rainbow In Your Atari Fred and Doug Tedsen, 114

The OSI Gazette 118

A Small Operating System: OS65D, The Disk Routines T. R. Berger, 118

The PET Gazette 128

A User-defined Character Editor P. J. Rovero, 128
 Marquee Mark Bernstein, 135
 Disk Disassembler George H. Watson, Jr., 145
 Line Input For The PET Robert Lando, 154
 Measure Time Intervals With The PET Parallel User Port Robert MacNaughton, 160
 PET Listing Conventions 165
 Review: Screen Pro Edward K. Crossman, 166


VIC-20 Update 168

Extended VIC-20 Input Devices: Paddles And The Keyboard Mike Bassman and Saloman Lederman, 168
 Timekeeping Keith Schleiffer, 173
 An Easy Way To Relocate VIC Programs On Other Commodore Computers Greg Sherwood and Ross Sherwood, 176
 Review: UMI Amok For VIC Harvey B. Herman, 177
 Review: UMI 3K VIC Memory Expansion Harvey B. Herman, 178
 Alphabetizer Jim Wilcox, 179
 VIC Listing Conventions 179

CAPUTE 181

New Products 183

Advertisers Index 208



COMPUTE! The Journal for Progressive Computing (USPS: 537250) is published 12 times each year by Small System Services, Inc., P.O. Box 5406, Greensboro, NC 27403 USA. Phone: (919) 275-9809. Editorial Offices are located at 625 Fulton Street, Greensboro, NC 27403.

Domestic Subscriptions: 12 issues, \$20.00. Send subscription orders or change of address (P.O. Form 3579) to Circulation Dept., **COMPUTE!** Magazine, 515 Abbott Drive, Broomall, PA 19008. Controlled circulation postage paid at Greensboro, NC 27403 and additional mailing offices. Entire contents copyright © 1982 by Small System Services, Inc. All Rights reserved. ISSN 0194-357X.


**TOLL FREE
 Subscription
 Order Line
 800-345-8112
 In PA 800-662-2444**

A
 Small System
 Services, Inc.
 Publication

COMPUTE!
 The Journal for Progressive Computing

\$12.95


**COMPUTE!'s
FIRST BOOK
OF
PET/CBM™**



**Available Now
At Your Computer Retailer**

\$12.95

COMPUTE!'s FIRST BOOK OF ATARI®



Only \$12.95 plus \$2.00 shipping and handling.* Direct orders in the US call TOLL FREE 800-345-8112. In Pennsylvania call 800-662-2444. MasterCard, VISA, check or money order payable in US dollars accepted. Send to **COMPUTE! Books**, 515 Abbott Drive, Broomall, PA 19008 USA.

*Outside US add \$4.00 airmail, \$2.00 surface mail.

The Editor's notes...

Robert C. Lock
Publisher/Editor

A Major Format Change

Now that we've completed the merger of *Home and Educational COMPUTING!* and *Recreational Computing* into **COMPUTE!**, we're concentrating on revamping the organization of the magazine to better serve you. Beginning in March, **COMPUTE!** will have two distinct sections rather than the six it has now. The first section will be called "Home and Educational COMPUTING!" containing applications, tutorials, columns, and reviews. The second section of the magazine will become "The Journal," carrying a mix of articles for intermediate and advanced users.

We'll continue "New Products," and continue to provide the same excellent resource and applications articles. As we move into the new year with continuing explosive growth, we're sure you "old timers" will find the new format easier to use, and you beginners to the world of personal computing will find it much more convenient. Remember, this starts in March and, as always, we'd appreciate your feedback and comments.

The Hardware Wars: Late-breaking and Major News

Atari, Inc. has just slashed the suggested retail price of the Atari 800 system from \$1,080.00 to \$899.00. Commodore is currently introducing two new machines that promise to be quite competitive in the personal market. Shown at the Consumer Electronics Show in Las Vegas the first week in January: a "game" computer with plug-in cartridges and a flat keyboard for around \$150.00. And you can add a BASIC cartridge to learn programming. On the "high" end, as it were, and also from Commodore: a 64K color, graphics computer (also for TV connection) said to retail for less than \$600.00. And that's with the 64K of memory. Look's like 1982 will surely be an interesting year!

And As The Industry Grows

In recent editorials, we've commented on software protection, copyrights, the right of back-up, and

more. We welcome your thoughts on these and other areas of interest to the personal computer consumer. A letter from a subscriber raised another question that we haven't considered and will put on the 1982 "comments coming" list. I'll raise some of his points here and solicit your input.

...I just resisted purchasing an expensive piece of computer software for which the warranty reads in part:

All...computer programs are distributed on an "as is" basis without warranty of any kind. The entire risk as to the quality and performance of such programs is with the purchaser. Should the programs prove defective...the purchaser and not the manufacturer...assumes the entire cost of all necessary servicing or repair. (The company) shall have no liability or responsibility to a purchaser.

This is not mere legal jargon. It's the embodiment of a business philosophy which seriously harms all of us... To software companies I say: Accept responsibility for your products. Get the bugs out *before* you sell them. Don't try to sell a program debugged by your customers as a "revised" or "improved" product at additional cost.

To software consumers I say: If possible, avoid products for which there is no warranty. Don't buy on faith. Complain loudly to software companies which provide no warranty...

Our reader makes a series of interesting points. While I'm no lawyer, I would wonder if the portions of the warranty shown above are realistic in enforceability. Would some of you lawyer/readers care to join this discussion with the rest of us? I'll look forward to your comments.



POWER[™]

Professional Software Introduces

POWER

by Brad Templeton

ADD **POWER**[™] TO YOUR COMMODORE COMPUTER

\$89.95

POWER produces a dramatic improvement in the ease of editing BASIC on Commodore's computers. POWER is a programmer's utility package (in a 4K ROM) that contains a series of new commands and utilities which are added to the Screen Editor and the BASIC Interpreter. Designed for the CBM BASIC user, POWER contains special editing, programming, and software debugging tools not found in any other microcomputer BASIC. POWER is easy to use and is sold complete with a full operator's manual written by Jim Butterfield.

POWER's special keyboard 'instant action' features and additional commands make up for, and go beyond the limitations of CBM BASIC. The added features include auto line numbering, tracing, single stepping through programs, line renumbering, and definition of keys as BASIC keywords. POWER even includes

new "stick-on" keycap labels. The cursor movement keys are enhanced by the addition of auto-repeat and text searching functions are added to help ease program modification. Cursor UP and cursor DOWN produce **previous** and next lines of source code. COMPLETE BASIC program listings in memory can be displayed on the screen and scrolled in either direction. POWER is a must for every serious CBM user.

Call us today, for the name of the Professional Software dealer nearest you.

Professional Software Inc.

166 Crescent Road
Needham, MA 02194

Tel: (617) 444-5224 Telex #951579

Staff of COMPUTE!

Robert C. Lock, Publisher/Editor
 Kathleen Martinek, Managing Editor
 Richard Mansfield, Assistant Editor
 Alice S. Wolfe, Publisher's Assistant
 Georgia Papadopoulos, Art Director/
 Production Manager
 Harry Blair, Director, Advertising Sales/
 Promotion
 Terry Cash, Typesetting/Production
 Assistant
 De Potter, Production Assistant
 Dai Rees, Production Assistant
 Kate Taylor, Production Assistant
 Charles Brannon, Editorial Assistant
 Sonja Whitesell, Dealer Coordinator
 Bonnie Valentino, Accounting Coordinator
 Fran Lyons, Circulation Coordinator

Associate Editors

Jim Butterfield, Toronto, Canada
 Harvey Herman, Greensboro, NC

Contributing Editors

Marvin DeJong, Dept. of Mathematics
 -Physics, The School of the Ozarks
 Pt. Lookout, MD 65726
 Eric Rehnke, 1067 Jadestone Lane,
 Corona, CA 91720
 David Thronburg, P.O. Box 1317,
 Los Altos, CA 94022
 Bill Wilkinson, Optimized Systems
 Software, 10379-C Lansdale, Ave.
 Cupertino, CA 95014
 Gene Zumchak, 1700 Niagara St.,
 Buffalo, NY 14207

**Subscription Information
(12 Issue Year):**

COMPUTE! Circulation Dept.
515 Abbott Drive
Broomall, PA 19008 USA

U.S. \$20.00
 Canada \$25.00 (U.S. funds)
 Europe: Surface Subscription, \$25.00
 (U.S. funds)

TOLL FREE
Subscription
Order Line
800-345-8112
 In PA 800-662-2444

Canadian Retail Dealers should contact:
 Micron Distributing
 409 Queen Street West
 Toronto, Ontario M5V 2A5
 416-361-0690

Advertising Sales

If you're in **Oklahoma, Texas or the Western States, we're now represented by Phoebe Thompson and Associates.** Give them a call for space reservations, contract/insertion information or questions. You can reach them through the following offices:

Northern California, Pacific Northwest,
 Rocky Mountain States, Texas, Oklahoma
Phoebe Thompson and Associates
 101 Church Street, Suite 13
 Los Gatos, CA 95030
 408-354-5553
 PHOEBE THOMPSON

Southern California, Arizona, New
 Mexico, Nevada
Phoebe Thompson and Associates
 P.O. Box 700-462
 Redondo Beach, CA 90277
 JOANN SULLIVAN
 213-378-0143

If you're in the Ecst, we're now represented by **The Giffelman Company.** You can reach them through the following offices:

New England, New York State:
The Giffelman Company
 Staller Office Building
 Suite 518
 20 Providence Street
 Boston, MA 02116
 617-451-0822
 JOAN DONAHUE

The Giffelman Company
 Summit Office Centre
 7622 Summit Avenue
 Fort Washington, PA 19034
 215-646-5700
 DOUG JOHNSON

New York City Metro Area,
 Mid-Atlantic and Southeastern States:
 Local Numbers:
 New York 212-567-6717
 Atlanta 404-523-1252

If you're in the **Midwest, we're now represented by GB & Associates.** You can reach them through the office of:

GB & Associates
 P.O. Box 335
 Libertyville, IL 60048
 312-362-1821
 GORDON BENSON

COMPUTE! Home Office Contacts

Advertising Sales Manager, Harry Blair
 Advertising/Production Coordinator,
 Alice S. Wolfe

Address all advertising materials to:

625 Fulton Street
 Greensboro, NC 27403 USA

Mailing address: COMPUTE!

Post Office Box 5406
 Greensboro, NC 27403 USA

Telephone: 919-275-9809

Small System Services, Inc.
 publishes:

COMPUTE!
 The Journal For Progressive Computing

COMPUTE! Books

Robert C. Lock, President
 W. Jerry Day, Corporate
 Comptroller
 Kathleen Martinek, Assistant
 To The President
 Ellen Day, Accounting Manager
 Carol Holmquist Lock, Research
 Assistant

Corporate offices are located
 at 625 Fulton Street,
 Greensboro, NC 27403 USA

**COMPUTE!
Subscription Rates**

US	\$20 (one yr.)
	\$36 (two yrs.)
	\$54 (three yrs.)
Canada and Foreign Surface Mail	\$25
Air	
Europe, US Possessions	\$38
Middle East, Central America and North Africa	\$48
South America, South Africa, Far East and Australia	\$88

**Coming In The
March Issue
of COMPUTE!:****Home Energy Workbook—
Third In The Series****Atari Disk Data
Structure****PET/CBM Disk
Checkout****And Much, Much More...**

Authors of manuscripts warrant that all materials submitted to COMPUTE! are original materials with full ownership rights resident in said authors. By submitting articles to COMPUTE!, authors acknowledge that such materials, upon acceptance for publication, become the exclusive property of Small System Services, Inc. No portion of this magazine may be reproduced in any form without written permission from the publisher. Entire contents copyright © 1982, Small System Services, Inc. Rights to programs developed and submitted by authors are explained in our author contract. Unsolicited materials not accepted for publication in COMPUTE! will be returned if author provides a self-addressed, stamped envelope. Program listings should be provided in printed form (new ribbon) as well as machine readable form. Articles should be furnished as typed copy (upper and lower case, please) with double spacing. Each page of your article should bear the title of the article, date and name of the author. COMPUTE! assumes no liability for errors in articles or advertisements. Opinions expressed by authors are not necessarily those of COMPUTE!
 PET is a trademark of Commodore Business Machines, Inc.
 Apple is a trademark of Apple Computer Company.
 ATARI is a trademark of Atari, Inc.

It's time Your Computer stopped just playing games

and started doing some work around the house!

Let Creative Software's home programs turn your ATARI® or VIC® into a really useful household appliance—the results may well amaze you!

TITLE	ATARI 400/800	VIC (cassette only)
• Household Finance	34.95 cassette 39.95 disk	34.95
• Home Inventory	19.95 cassette 24.95 disk	14.95
• Car Costs	19.95 cassette 24.95 disk	14.95



201 San Antonio Circle, #270
Mountain View, CA 94040
(415) 948-9585

Ask about our many other recreational and home applications!
TO ORDER: VISA, MasterCard, check or money order accepted. If charge, please include expiration date of card. Add \$1.50 for shipping and handling. Calif. residents add sales tax.

the **SOFTWARE** connection



The Most Exciting Video Games Available Today At The Lowest Prices

ATARI 800

5 1/4" Floppy Disks

5 1/4" Floppy Disks

David's Midnight Magic

Retail \$34.95 **Now \$29.50**
This pinball game by Broderbund is being offered for the first time.

Genetic Drift Retail \$29.95 **Now \$23.50**
One of Apple's most popular games by Broderbund. You turn unfriendly life forms into friendly.

Firebird Retail \$29.95 **Now \$24.50**
All new by Nasir. Piggio, the fearless firefighter, battles the incredible Firebird.

Horizon V Retail \$34.95 **Now \$29.50**
Intercept an alien force before they destroy the planet. Nasir's latest graphic innovation.

Sneakers Retail \$29.95 **Now \$24.50**
Endless excitement by Sirius stomping Sneakers and endless other creatures.

Hadron Retail \$34.95 **Now \$29.50**
Battle in an asteroid field in this brand new game by Sirius.

Now \$24.50

Track Attack

Retail \$29.95 **Now \$24.50**
14K fun stealing gold from a speeding train with this game by Broderbund.

Apple Panic Retail \$29.95 **Now \$23.50**
A number one seller by Broderbund.

Ruski Duck Retail \$34.95 **Now \$29.50**
First time released for any machine — recover the MX Missile plans hidden by foreign agents.

Gorgon Retail \$39.95 **Now \$33.50**
This Number 1 seller just re-released by Sirius. The earth has just entered a time-warp and the battle has just begun.

Space Eggs Retail \$29.95 **Now \$24.50**
This number 1 seller is a real crack up from Sirius.

Epoch Retail \$34.95 **Now \$29.50**
A Number 1 seller from Sirius where your secret weapon is the fourth dimension.

Red Alert Retail \$29.95 **Now \$24.50**
Newest Broderbund release

Ghosthunter Retail \$34.95 **Now \$27.50**
2 player version of the arcade maze game with multiple levels of play.

Pool 1.5 Retail \$34.95 **Now \$27.50**
This popular Apple* game now available for use with your Atari 800.

Pathfinder Retail \$39.95 **Now \$31.50**
Blast your way through the maze filled with nuclear waste and radioactive monsters in this never before released game by Gebelli Software.

Match Racer Retail \$29.95 **Now \$23.50**
Gebelli Software has you matching your wits and ability against your racecar opponent in a showdown of racing skill.

Andromeda 2 Retail \$34.95 **Now \$27.50**
First time ever for any machine by Gebelli Software. Trapped inside a gigantic living organism you must find your way out before the antibodies get you.

The Software Connection
5133 Vista Del Oro Way
Fair Oaks, CA 95628

MAIL ORDERS: Send check or money order for total purchase price plus \$1.50 for postage and handling. California residents add 6% Sales Tax.

Charge card orders may call (916) 989-3174. Subject to stock on hand. Prices subject to change.



Ask The Readers

Robert Lock, Richard Mansfield,
And Readers

Please address any questions or answers to: Ask The Readers,
COMPUTE! Magazine, P.O. Box 5406, Greensboro, NC 27403.

Answers

"This is in response to Jerry Stern's question in the August 1981 issue, concerning the use of a keypad controller with the Atari 800. All of Atari's controllers are usable with all of their computers, video game included. And the keypad controller works quite well for repetitive numerical data. However, it is not limited to use with numbers. The computer's response to the keypad controller is defined by the program you write or load into it. Therefore you can use it to output any one of twelve symbols or execute any of twelve commands or any combination of both the above.

There is a program on page H-14 of the Atari Basic Reference Manual that will get you started with using the controller. The Operating System Manual goes into detail on how it works.

Point of Interest: In **COMPUTE!** #14] his excellent article, 'Atari Tape Techniques,' Richard Kruse mentions that the use of LIST "C" ENTER "C" can reduce the size of your BASIC program, but that the reason for this is undocumented. The documentation is on pages 2 and 3 of the Basic Reference Manual, under the section titled 'Variable Name Limit.'" Roberta L. Mevis

"I enjoyed the article by William Taylor in **COMPUTE!** #17. Apparently, the Stringy Floppy was interfaced using the regular cassette SAVE and LOAD routines. Your readers might be interested to know that a full ROM-based operating system and plug-in hardware board exist for mating the Stringy Floppy with the OSI CIP. It operates at 7200 BAUD, is available at power-up, and resides in the otherwise-unused memory locations from \$E800-\$EFFF. Information on the availability of this device may be obtained by writing: MSB Electronics, Barre-Montpelier Road, Barre, Vermont 05641."

Philip K. Hooper

[On PET/CBM disks] "The ID contained in a track and sector is written once only - when the disk is NEW/HEADER-ed or created with a BACKUP/DUPLICATE. It can never be written again; disk writes don't touch this special area.

If you wanted to write a non-standard ID into a track-sector header, you'd have to do it by generating your own NEW formatting routine. This is not an easy trick, since it involves downloading a program into the inner processor of the disk. It would almost certainly involve destroying all information written on at least one track of the disk." Jim Butterfield

"In response to Mr. Keplinger's commentary on Computer Assisted Instruction - Worth The Effort?, I say a big positive yes. Going on four years without a promotion in the Air Force, I purchased the Atari 400 computer. I programmed all of my study material multiple choice questions and answers that I could find and had the computer drill me day after day. When it came to test for promotion, it seemed that I knew all the answers. A month later, I was notified of my promotion. Computer assisted instruction really works." Bob Holsti

"Re: Question from John Fry about files in OS65D 3.0 **COMPUTE!** #18.

It seems that although the program example is complete, there was no mention of the creation of a buffer. The program on my C4P MF was completely erased as I knew it would be when I typed it in to confirm my suspicions. Since OSI uses the beginning of the workspace for file buffers, the file is brought on top of the program or portions thereof when the open occurs.

There are many inordinate constructions in OS65D, one of which is the placement of the buffers. I have successfully edited the DOS to place the buffers at the top of memory. The advantage is that I can now easily write programs with sequential and/or random files and need not use the awkward CHANGE utility to create the buffers before I write the program. (This was an enormous help to me as virtually 80% to 90% of the programs I write use random files.)" Ross C. Votaw


Questions

I was delighted with the idea of 'The Unwedge - Tape Append and Renumber' by David Hook in the Sept. '81 issue, p. 103, but ran into problems when I tried it out:
1. The formula in line 26: QVS = MIDS (STR(-1 + 2* (QV = 1)), 2). [What can the QV = 1 mean?]
2. [What about the DATA statement in line 116?]"

John Sweeney

Thanks for the kind words, John. The program was completely rechecked and, indeed, the final number in that DATA line should be H259, not

NASIR GEBELLI PRESENTS:




PATHFINDER

Never before released, a super arcade-adventure game for Atari... alone in a vast transparent maze inhabited by radioactive monsters and nuclear waste, you must blast the waste and free the maze of mutant monsters. By Solitaire Group, requires 24K Atari with disk drive.



MATCH RACER

Brand new for the Atari, this one or two player game tests your driving skills on a race track filled with treacherous obstacles. See how far you can get before your luck and skill run out! By Solitaire Group, requires 16K Atari with disk drive.



ANDROMEDA

Introducing a spectacular, original arcade-adventure for the Atari... a battle in inner space... you must invade a living organism and destroy its tissues before its antibodies destroy you. By Solitaire Group, requires 16K Atari with disk drive.

SOFTWARE THE
GEBELLI

Gebelli Software Inc.
17771 Tribute Rd., Suite A, Sacramento, CA 95825

©1987 Gebelli Software, Inc. Atari and registered trademarks of Atari, Inc.

H25. We make every effort to assure that typos do not get into **COMPUTE!**, and we feel that we have succeeded in eliminating most of the causes. However, publishing 20 to 30 programs each month results in an occasional error. We attempt to announce any corrections (or useful, optional program modifications) the following month in our CAPUTE section in the back of the magazine.

As to the meaning of $QV = 1$, programmers sometimes choose to use *relational expressions*. Try this in immediate mode: $? 5 = 5$. Then try: $? 5 = 2$. As you will see, if the proposed equality is true, the "value" of the equality is -1. If false, it's zero.

```
10 INPUT X,Q
20 Y=Y-(X=Q)
30 ? Y : GOTO 10
```

Since subtracting a negative from a positive is, in fact, "addition" – the program above will increase the value of Y whenever X and Q are equal. You could achieve the same result with: $20 \text{ IF } X = Q \text{ THEN } Y = Y + 1$. Strings can also be used as expressions and evaluated in this way. Likewise, such statements as: $\text{IF NOT } X \text{ THEN PRINT "-1"}$ or $\text{IF } X \text{ THEN PRINT "0"}$ will trigger the THEN action on -1 and zero, respectively.

"I know that there are screendump programs which exist for Atari which will allow the contents of the screen to be put on a printer. What I need is something similar to this but allowing the screen to be saved to tape (or in DATA statements written by the program itself) so that that screen could later be recreated easily. I am currently trying to write a graphics type of Adventure game which uses a redefined character set and requires numerous POSITION and PRINT commands to use those special characters to draw some fairly complicated floorplans. I am nearly at the tearing-out-my-hair point from trying to code these floorplans. It would be much simpler if I could draw the room, using the edit and cursor control functions, and then save screen to be used in the playing of the game itself. Does such a pair of utilities exist or is anyone currently working on one?" Michael A. Ivins

"I am an electronics instructor at a technical school and I am interested in programming my own PROMs. We have the KIM-1 at our school and I understand that they can be adapted for this purpose. [Please advise where I can obtain] a schematic and/or instructions."

Mark Iskovitz

*"In **COMPUTE!** #16 you had an article for Applesoft on loading tape. Well, we have an Atari 800, and my husband is having trouble loading and unloading tape, he keeps losing his program... Could you publish something in regards to it?"* Mrs. W. Phipps

Here are some suggestions and precautions: 1. Use

the more expensive, better quality tapes. 2. Remember to issue an LPRINT before any CSAVE. 3. Always have two copies (in case one goes bad). 4. Make sure that files are saved with the aid of the digital counter. Don't overlap. 5. When loading, try several times with the tape positioned slightly differently each time (via FFwd). 6. Clean the tape heads and the rubber wheel that pulls the tape through with cleaning solution and demagnetize the heads with a demagnetizer (both items available at electronics stores). 7. Don't leave the Play or Play and Record buttons down for any long periods. 8. Experiment with alternative ways to SAVE programs: CSAVE/CLOAD, SAVE"C"/LOAD"C", or LIST"C"/ENTER"C". 9. If, after all this, you're still experiencing problems – chances are your heads are misaligned or something else is electronically wrong. Take the recorder in for professional adjustment.


*"As owner of a CBM 8032, with 4040 disk drive and an Epson MX-80, I have been reading current and back issues of **COMPUTE!** ever since my computer dealer introduced me to the magazine several months ago. While I have found much in the magazine of interest, that interest has bordered at times on desperation arising out of statements such as "This program will not work with the new ROM or with the 80 column screen."*

How about a program that will rewrite any other program from old or new ROM 40-column to 80-column format, including assembly-language programs? While you are at it, why not a program that will translate from CP/M programs, especially the hundreds of TRS-80 programs, to 'PET BASIC'. I am sure that many of your readers would 'rise up and call you blessed.'"

Dr. Harold Peters

Your suggestion is an excellent one, and we would welcome programs which stand between various machines and translate and harmonize. Unfortunately, writing a program which *emulates* another computer is not an easy task. Some work has been done in this direction, though. In **COMPUTE!** #6 is "Feed Your PET Some Applesoft." Going in the other direction, in **COMPUTE!** #8 is "Load PET Programs Into The Apple II." An extraordinary program which snaps the 80 column CBM screen into 40 columns appears in **COMPUTE!** #12: "Running 40 Column Programs On A CBM 8032." Also, for hand-translations, see **COMPUTE!** #16, "PET, Apple, Atari: On Speaking Terms." Time permitting, we translate individual programs, often presenting multiple versions of programs appearing in the PET Gazette. In addition, we print several programs each month (in the Applications section at the front of the magazine) with versions for both Atari and Microsoft BASICS. ©

Imagine being able to print the letter "A" and get a multi-color space ship. Using THE NEXT STEP and a minimum of programming effort, you can do it in no time at all.



THE NEXT STEP contains well-written, easy-to-use documentation with simple BASIC programming examples that show you how THE NEXT STEP can help develop colorful graphic displays. Graphics you never thought possible until now.

THE NEXT STEP is a user friendly, menu driven graphics tool kit that allows you to create new character sets or redefine characters to make shapes for use with your basic or machine language programs. THE NEXT STEP allows you to save these "new" characters on disk for future use.

THE NEXT STEP is perfect for use on shapes for animation and features a joystick controlled color menu to make your graphics come alive. THE NEXT STEP even generates its own code to help you incorporate new characters and shapes into your programs.

THE NEXT STEP allows you to see your shapes as you make them. Now you can determine ahead of time how characters will interact with one another when creating shapes for Character Set or Player-Missile Graphics.

THE NEXT STEP helps you to mix any of ATARI's 14 graphics modes in the same display. THE NEXT STEP is a perfect graphics utility for the BASIC or machine language programmer novice and professional alike.

THE NEXT STEP features full joystick control for ease-of-use and quick editing.

THE NEXT STEP runs on any 32K ATARI 400/800 with a disk drive and is available for \$39.95 at your local computer store or order direct from



THE NEXT STEP

VISA, MASTERCARD, CHECK, C.O.D.

Add \$1.00 for Shipping

36375 MUDGE RANCH ROAD • COARSEGOLD, CA 93614 • 209-683-6858

Join in the fun as ace plumber Larry Bain of Rodent Rooter plumbing service, tries his best to pipe the sewers of "RAT ALLEY", which has the biggest rat population in the world.

An unbeatable blend of arcade action and quick thinking strategy IN 100% MACHINE LANGUAGE for one or two players.

Available on disk for \$34.95 on 32K ATARI 400/800 and 48K APPLE II or II+.

Get MOUSKATTACK at your local computer store or order directly from:

mouskattack

by John Harris
author of JAWBREAKER



36375 Mudge Ranch Rd. Coarsegold, CA 93614 - 209-683-6858

Visa, MasterCard, Checks, COD

Add one dollar for shipping.

Computers And Society

David D Thornburg
Innovation
PO Box 1317, Los Altos, CA 94022

On Piracy ...

As the mist cleared we could see our goal before us. High in the foothills overlooking the San Francisco Bay, the opening to the cave was unmarked – except for the power lines which snaked their way into the cavern through a crack in the rock.

“You are on your own now,” my guide said as he scurried down the hill. At last I had found the home of the famed software pirate, Long John Silicon.

As I entered the cave, I asked myself why an editor of a prestigious magazine would risk his life in pursuit of a story, but the recent lawsuit preventing Long John Silicon from selling his home video copy of Tooth Fairy was too exciting to ignore.

With a great heave, I opened the door and found Long John sitting at a keyboard, ready for our interview.

DT: Long John, you have a reputation as a vicious software pirate. Tell us – is it deserved?

LJS: Aye matey! I am the meanest software pirate to ply the 57 keys. Once I see a game I like, it is only a matter of time (usually months) before the game is up and running on the computer of your choice.

DT: Wait a minute. I'm not sure I understand what you mean. I thought software pirates just made carbon copies of other people's software.

LJS: Copy existing programs? Ha Ha! Oh matey, you must be kidding! My parrot wouldn't do something that easy. No, what I do is the true pirate's craft. I slink around the arcades looking for new games. When I first saw Tooth Fairy I knew that riches were at hand.

DT: Once you find a game you like, how do you go about copying it?

LJS: First, I spent many pieces of eight playing Tooth Fairy, gaining mastery in every aspect of the game. In the space of a few weeks I was playing the game in my sleep. Next I created a story board for the game.

DT: Excuse me. Long John. I'm not too versed in

the pirate's craft. Would you tell our readers what a story board is?

LJS: Of course. A story board is a visual map showing the play of the game. It includes pictures of the screen and so on.

DT: That sounds like a lot of work to go through before writing any of the program.

LJS: Of course it is. Who said piracy is easy work? In any event, once the story board is finished the real work begins. One just doesn't sit down and copy a game without worrying about display resolution, color, machine speed, game controller options – ah, the stories I could tell...

DT: Yes, well I am sure our readers would be fascinated, but tell us more about the game. Is it an exact copy of the arcade version?

LJS: The same? How insulting! I've half a mind to slit you from your index register to your stack! No pirate would miss the chance to improve on a game. To start with, I spent about as much time copying Tooth Fairy as its creator's spent designing it in the first place. Why shouldn't I improve the game.

DT: Oh, I agree with that; but why is this piracy then. After all, people who write love stories aren't being sued by Shakespeare's estate. From what I can see, you might have created a new game.

LJS: No! A thousand times, no. If my version of Tooth Fairy was new, I wouldn't have been sued for infringement by Ajax Computer Company would I?

DT: I guess not. Say, your copy of Tooth Fairy runs on the Ajax computer doesn't it?

LJS: Yes, in fact it has helped sell their computers. Most of the local computer stores used to use my game to show off the Ajax's power.

DT: Then why are they suing you? They didn't write the original software.

LJS: Yes, that's true; but they did buy the home video rights to the game, so I guess I infringed on their copyright, even though they didn't write any of the original program.


DT: Well, I'll bet that their version of Tooth Fairy is a real knockout. Now that your program is illegal, I assume I can buy theirs.

LJS: Oh no! First of all, they have to go through all the work I did to get the game to run on their computer. Their version is at least six months away.

DT: What a shame! Why didn't they just license your copy?

LJS: License me! A pirate! Shiver me disks. Why would they do that? Of course I asked for a license, but they insisted on having the job done over.

Micro-Ed is EXPANDING!



Send for free educational catalogs *

* Specify: Pet • Vic • TI • Apple • TRS-80
color computer

you can telephone us
at
612-926-2292

Micro-Ed, Inc.
PO Box 24156

Minneapolis, MN 55424

DT: I'm not trying to downplay the devious immorality of your crime, but I am still having a hard time thinking of your work as piracy. Tell me, are you countersuing?

LJS: Aye, a countersuit is in progress, but I don't have the legal resources of a company like Giant Toys, Inc.

DT: Oh yes, Giant Toys sells a hand-held version of Tooth Fairy. Is Ajax suing them too?

LJS: Not yet. Ajax only has a few attorneys, and they can't sue everyone at once. I'm flattered that they picked me first, even if I have to give up the battle when my money runs out. After all, even pirates live in fear of their lawyers.

DT: What a shame. You mean that you might lose because you can't afford the fight?

LJS: Yes. After all, if Giant was sued, the case might drag on for years. My suit will probably be mercifully short. My days as a pirate are nearing an end.

DT: So you have given up on piracy forever then?

LJS: Not exactly. Just last night, for example, I used my video cassette recorder to make a copy of a movie that was broadcast past my bedtime.

ANNOUNCING TWO NEW TERMINALS

Smart • Fast • Graphics • Matching Modem and \$295 Printer

Netronics announces a state of the art breakthrough in terminals, now at prices you can afford, you can go on-line with data-bank and computer phone-line services. It's all yours: "electronic newspapers," educational services, Dow-Jones stock reports, games, recipes, personal computing with any level language, program exchanges, electronic bulletin boards... and more every day!!!



Netronics offers two new terminals. Both feature a full 56 key/128 character typewriter-style keyboard, baud rates to 19.2 kilobaud, a rugged steel cabinet and power supply. The simplest one, FASTERM-64, is a 16 line by 64 or 32 character per line unit, with a serial printer port for making hard copy of all incoming data, and optional provisions for block and special character graphics. The "smart" version, SMARTERM-80, features either 24 line by 80 characters per line or 16 by 40 characters per line, it offers on-screen editing with page-at-a-time printing, 12,000 pixel graphics, line graphics, absolute cursor addressing, underlining, reverse video, one-half intensity and much more... simply plug them into your computer or our phone modem and be on-line instantly. Use your TV set (RF modulator required) or our deluxe green-phosphor monitor pictured above. For hard copy just add our matched printer.

Price breakthrough!!! Own the FASTERM-64, a complete terminal kit, ready to plug in for just \$199.95 or order the SMARTERM-80 kit for just \$299.95, (both available wired and tested.) Be on-line with the million-dollar computers and data services today... we even supply the necessary subscription forms.

More good news: All the components in our terminals are available separately (see coupon), so you buy only what you need!!!

FASTERM-64 DISPLAY FORMAT: 64 or 32 characters/line by 16 lines... 96 displayable ASCII characters (upper & lower case)... 8 baud rates: 150, 300, 600, 1200, 2400 4800, 9600, 19,200 (switch set)... LINE OUTPUT: RS232C or 20 ma current loop... VIDEO OUTPUT: 1V pp (EIA RS-170)... CURSOR MODE: block, clear screen, erase to end of line, erase cursor line, cursor up & down, auto carriage return/line feed at end of line & auto scrolling... REVERSE VIDEO... BLINKING CURSOR... PARITY: off, even or odd... STOP BITS: 1, 1.5, 2... DATA BITS PER CHARACTER: 5, 6, 7 or 8... CHARACTER OUTPUT: 5 by 7 dot matrix in a 7 by 12 cell... PRINTER OUTPUT: prints all incoming data... 1K ON BOARD RAM... 2K ON BOARD ROM... CRYSTAL CONTROLLED... COMPLETE WITH POWER SUPPLY... OPTIONAL GRAPHICS: MODE: includes 34 Greek & math characters plus 30 special graphics characters... ASCII ENCODED KEYBOARD...
SMARTERM-80 DISPLAY FORMAT: 80 characters by 24 lines or 40 characters by 16 lines 128 displayable ASCII characters (upper & lower case) 8 baud rates: 110, 300, 600, 1200, 2400, 4800, 9600, 19,200... LINE OUTPUT: RS232C or 20 ma current loop... VIDEO OUTPUT: 1V pp (EIA RS-170)... EDITING FEATURES: insert/delete line, insert/delete character, forward/back tab... LINE OR PAGE TRANSMIT... PAGE PRINT FUNCTION... CURSOR POSITIONING: up, down, right, left, plus absolute cursor positioning with read back... VISUAL ATTRIBUTES: underline, blink, reverse video, half intensity, & blank... GRAPHICS: 12,000 pixel resolution block plus line graphics... ON-SCREEN PARITY INDICATOR... PARITY: off, even or odd... STOP BITS: 110 baud 2, all others 1... CHAR. OUTPUT: 7 by 11 character in a 9 by 12 block... PRINTER OUTPUT: 60 OR 50 Hz VERTICAL REFRESH... BLINKING BLOCK CURSOR... CRYSTAL CONTROLLED... 2K ON BOARD RAM... ASCII ENCODED KEYBOARD 56 key/128 character... 4K ON BOARD ROM... COMPLETE WITH POWER SUPPLY

TELEPHONE MODEM 103 O/A FULL DUPLEX, FCC APPROVED... DATA RATE: 300 baud... INTERFACE: RS232C and TTY... CONTROLS: talk/data switch (no need to connect and disconnect phone), originate/answer switch on rear panel... NO POWER SUPPLY REQUIRED.
ASCII KEYBOARD ASCII-3 56 KEY/128 CHARACTER ASCII ENCODED... UPPER & LOWER CASE... FULLY DEBOUNCED... 2 KEY ROLL-OVER... POS OR NEG LOGIC WITH POS STROBE... REQUIRES: +5 & -12V DC SUPPLY FROM VIDEO BOARDS
PRINTER COMET 1 SERIAL I/O TO 9600 BAUD... 80 CHARACTER COLUMN (132 COMPRESSED)... 10" TRACTOR FEED... UPPER/LOWER CASE... INDUSTRY STANDARD RIBBONS... 4 CHARACTER SIZES... 9 BY 7 DOT MATRIX... BI-DIRECTIONAL PRINTING



Continental U.S.A. Credit Card Buyers Outside Connecticut

CALL TOLL FREE 800-243-7428

To Order From Connecticut Or For Tech. Assist. Call (203) 354-9375

NETRONICS R&D LTD. Dept.
333 Litchfield Road, New Milford, CT 06776

Please send the items checked below:

- COMPLETE FASTERM-64 TERMINAL (includes FASTVID-64 video board ASCII-3 keyboard, steel cabinet and power supply)... kit \$199.95 plus \$3 P&I... wired & tested \$249.95 plus \$3 P&I... graphics option: add \$19.95 to each of above
- COMPLETE SMARTERM-80 TERMINAL (includes SMARTVID-80 video board, ASCII-3 keyboard, steel cabinet and power supply)... kit \$299.95 plus \$3 P&I... wired and tested \$389.95 plus \$3 P&I
- FASTVID-64 VIDEO BOARD (requires +5 & -12V DC)... kit \$99.95 plus \$3 P&I... graphics option add \$19.95... wired & tested \$129.95 plus \$3 P&I... graphics option add \$19.95
- SMARTVID-80 VIDEO BOARD (requires +5 & -12V DC)... kit \$199.95 plus \$3 P&I... wired & tested \$249.95 plus \$3 P&I
- DELUXE STEEL TERMINAL CABINET... \$19.95 plus \$3 P&I
- ASCII-3 KEYBOARD (requires +5 & -12VDC)... kit \$89.95 plus \$3 P&I... wired and tested \$89.95 plus \$3 P&I
- POWER SUPPLY (powers ASCII-3 keyboard & video boards)... kit only \$19.95 plus \$2 P&I
- ZENITH VIDEO MONITOR (high resolution green phosphor)... wired & tested \$149.95 plus \$6 P&I
- TELEPHONE MODEM MODEL 103 O/A... wired & tested \$189.95 plus \$3 P&I
- DOT MATRIX PRINTER Comet 1... wired & tested \$299.95 plus \$10 P&I
- RF MODULATOR MOD RF-1... kit only \$8.95 plus \$1 P&I
- 3FT-25 LEAD MODEM/TERMINAL OR PRINTER/TERMINAL CONNECTOR CABLE... \$14.95 ea plus \$2 P&I

For Canadian orders, double the postage. Conn. res. add sales tax.

Total Enclosed \$ _____
 Personal Check Cashier's Check/Money Order
 VISA MasterCard (Bank No. _____)
 Acct. No. _____ Exp. Date _____
 Signature _____
 Print Name _____
 Address _____
 City _____ State _____ Zip _____

**DISK DRIVE WOES?
 PRINTER INTERACTION?
 MEMORY LOSS?
 ERRATIC OPERATION?**

Don't Blame The Software!

Power Line Spikes, Surges & Hash could be the culprit!
 Floppies, printers, memory & processor often interact! Our patented ISOLATORS eliminate equipment interaction AND curb damaging Power Line Spikes, Surges and Hash.

Pat. #4,259,705

- ISOLATOR (ISO-1) 3 filter isolated 3-prong sockets; Integral Surge/Spike Suppression; 1875 W Maximum load, 1 KW load any socket... \$62.95
- ISOLATOR (ISO-2) 2 filter isolated 3-prong socket banks; (6 sockets total); Integral Spike/Surge Suppression; 1875 W Max load, 1 KW either bank... \$62.95
- SUPER ISOLATOR (ISO-3), similar to ISO-1 except double filtering & Suppression... \$94.95
- ISOLATOR (ISO-4), similar to ISO-1 except unit has 6 individually filtered sockets... \$106.95
- SUPER ISOLATOR (ISO-11) similar to ISO-2 except double filtering & Suppression... \$94.95
- CIRCUIT BREAKER, any model (add-CB)... Add \$ 8.00
- CKT BRKR/SWITCH/PILOT (-CBS)... Add \$16.00

AT YOUR DEALERS Master-Card, Visa, American Express
 Order Toll Free 1-800-225-4876
 (except AK, HI, PR & Canada)

Electronic Specialists, Inc.
 171 South Main Street, Natick, Mass. 01760
 Technical & Non-800: 1-617-655-1532

The Beginner's Page

Translating Equations

Richard Mansfield
Assistant Editor

Computers are excellent teachers. They have infinite patience; provide instant pass-fail corrections of your efforts; permit you to work at your own speed on topics of your choice; and they don't (as yet) become sarcastic when you blunder.

Many people, myself included, decided long ago that math was not their forté. This decision is usually made at age fifteen or thereabout and follows a series of mishaps in the educational system. Algebra is often the final blow.

Computers cure this math phobia rather quickly. The machine does all of the tiresome calculations for you. You are free to float above and observe relationships, discover patterns, even construct visual analogs where you can watch the numbers transform on the screen.

Algebraic Equations, BASIC Assignments

After you get over the initial surprise that, in BASIC, $A = A + 1$ makes perfect sense — you will find that the meaning of *variable* becomes quite clear. A variable is simply a "name" written on a "box." You might have a box in your house marked "BILLS." Each month you pay all the bills and the box is empty ($BILLS = 0$). Then, when each bill comes in, you put it in the box ($BILLS = BILLS + 1$). This is not an algebraic equation, it is an *assignment* of a certain number ($BILLS + 1$) to the variable $BILLS$.

In algebra, an equation is expected to balance: whatever is on the left side of the equals sign is presumed to be equal to the right side. In BASIC, the variable on the left side is *being defined* by whatever is on the right side. In earlier versions of BASIC, you had to type: `LET BILLS = BILLS + 1` to show that you were *assigning* a new value to $BILLS$, not stating an equality. One other thing: computers allow you to use meaningful, easily recognized variable names such as $BILLS$, or $INTEREST$, or $DOLLARS$. This, too, can be an advantage over the traditional single-letter variable names of algebra.

In any case, much useful math becomes clear after you work a while on your computer. For example, let's put this on our computer (to see how

easy it really is):

$$F = D(1 + I/C)^{C*Y}$$

or

$$\text{FINALAMOUNT} = \text{DOLLARS}(1 + \text{INTEREST}/\text{COMPOUNDING})^{\text{COMPOUNDING} * \text{YEARS}}$$

This formula will let you know how much money you'll end up with after making an investment. It can also tell you how much your house will be worth if it is going up in value a certain amount each year or show the effects of inflation. It's a handy formula, but to the "non-mathematical" it looks forbidding. On the computer, it's a snap. Just use `INPUT` statements to ask for each of the variables and then, (in line 100), duplicate the formula using BASIC symbols:

```
10 PRINT "WHAT IS THE ORIGINAL AMOUNT IN
   VESTED";
20 INPUT DOLLARS
30 PRINT "HOW MANY YEARS BEFORE YOU CASH
   IN THE INVESTMENT";
40 INPUT YEARS
50 PRINT "WHAT IS THE ANNUAL INTEREST RA
   TE";
60 INPUT INTEREST
70 PRINT "HOW MANY TIMES PER YEAR IS IT ~
   COMPOUNDED";
80 INPUT COMPOUNDING
90 INTEREST = INTEREST/COMPOUNDING/100:REM
   MAKE INTEREST INTO A DECIMAL FRA
   CTION
100 FINALAMOUNT = DOLLARS * (1 + INTEREST)
   ↑ (COMPOUNDING * YEARS)
110 PRINT "AT THE END OF "; YEARS; "YEARS
   YOU WILL HAVE $"; FINALAMOUNT
```

Notice that we spell it *interest* to avoid using one of BASIC's special, reserved words *INT*. It is also necessary to enclose *compounding multiplied by years* in parentheses to show that this is to be calculated before the other part is raised to a power. The order in which calculations are performed is, of course, quite important and you should familiarize yourself with what your computer's manual instructs on this subject. When in doubt, use parentheses — they will always cause whatever is within them to be figured first.

The Universal Rounding Engine

Programs can often be refined, customized, and made to perform new functions with surprisingly little effort. This same program could include a function to round off the *finalamount* to the nearest penny by adding this line:

```
105 FINALAMOUNT = INT(FINALAMOUNT * 100
   + .5)/100
```

What would this Universal Rounding Engine do if you changed the two 100's to 1000's...or 10's? We can also easily adjust the program to predict how much your house will be worth in ten years, given a rise in value of, say, six percent per year. The math stays the same, all we need to do is change the *prompts* (the questions the computer asks). Line 10 should read: "HOW MUCH IS YOUR HOUSE

WORTH NOW?" Line 30: "HOW MANY YEARS DO YOU WANT TO PROJECT?" Line 50: "HOW MUCH IS IT INCREASING IN VALUE EACH YEAR?" Line 70: COMPOUNDING = 1. In line 110, change "YOU WILL HAVE" to "YOUR HOUSE WILL BE WORTH."

To work with inflation projections, make the following replacements:

- 10 "WHAT IS THE COST OF THE ITEM TODAY";
- 50 "WHAT IS THE ANNUAL INFLATION RATE";
- 70 COMPOUNDING = 1
- 110 [change YOU WILL HAVE to: IT WILL COST]

When creating such useful variations to simple programs, you are, at the same time, learning new things about mathematical relationships. It's fun and therefore painless. As an experiment with the Inflation version of this program, try adding: 5 THISYEAR = 1982 so the computer will know what year it is. Then, using the information gathered in line 30, have the computer give its answer (in line 110) in the form: BY THE YEAR 1985 IT WILL COST \$(whatever).

All of this is worlds away from that algebra class where some of us mistakenly decided that mathematics, when it wasn't impossibly obscure, was tedious. By pushing and shaping programs, you can see and feel numbers, their interactions, their beauty.

©

LEARN

Having trouble learning to use your computer?

Reference manuals don't teach. Most BASIC texts don't cover specific personal computers.

TIS solves these problems with step-by-step books tailored for your machine.

For PET/CBM

Understanding Your PET/CBM \$16.95

Vol 1: Basic Programming

PET Graphics \$ 6.95

For OSI CIP/C4P

Understanding Your C1P/C4P \$ 9.95

A Workbook of BASIC Exercises

For VIC


Understanding Your VIC \$13.95

Vol. 1: Basic Programming

Money Back Guarantee. VISA/MC accepted.
All prices include UPS or 1st Class postage.


TIS INC

Total Information Services, Inc.
Box 921, Dept. C
Los Alamos, NM 87544



LETTER QUALITY WORD PROCESSOR PRINTER/TYPEWRITER

FOR APPLE, ATARI, COMMODORE, NEC, OSBORNE 1, TRS 80 and others

<p>OLYMPIA ES100/101</p> <ul style="list-style-type: none"> • 92 character electronic keyboard • 8 character buffer memory • Dual pitch. 10 and 12 • 17.5 C.P.S. • All settings from keyboard • Auto. correction • Daisy type print mechanism • Cartridge ribbons • 14 1/8 inches writing line • 1400 dealers nationwide 	<p>REN TEC ES</p> <ul style="list-style-type: none"> • Installation in 15 minutes using existing ES100/101 cables • CMOS logic for minimal drain on ES100 power supply • Hi or low true status bits • Accepts RS232 serial with 7 crystal controlled Baud rates • Accepts Centronics parallel interface • Selectable auto. line feed 	
---	---	--

\$1495.00*ES100 TYPEWRITER & INTERFACE

\$295.00 INTERFACE

* * * * *

Sug. Retail

- | | |
|------------------------------------|---------|
| NEC Dot Matrix Printer | 795.00 |
| 100 CPS | |
| Bidirectional printing | |
| Friction and tractor feed | |
| Parallel Interface | |
| Single ribbon cartridge | |
|
 | |
| NEC Monitors | |
| 12" Green Screen | 285.00 |
| 12" RGB Color | 1095.00 |
| 12" Composite Video | 430.00 |
|
 | |
| ATARI 10-Key Accounting Pad | 124.95 |



RENAISSANCE TECHNOLOGY CORPORATION

3347 VINCENT ROAD
PLEASANT HILL, CALIFORNIA 94523
(415) 930-7707

DEALER INQUIRIES WELCOME

TAKE ADVANTAGE OF
YOUR PERSONAL COMPUTER'S



**FOR FUN
AND PROFIT!**



Check this list of LATEST, EXCITING
COMPUTER PUBLICATIONS & Order
Now! These FIRST Editions are in Limited
Supply... Enjoy the convenience of
ARM-CHAIR SHOPPING BY MAIL! All
Handling and Postage included in prices.

**PLAY THE STOCK & BOND MARKETS WITH
YOUR PERSONAL COMPUTER!** New One-of-a-kind
308 page illustrated Source Book can teach you how
to use computers in the Investment Field. For Novice
& Advanced computer hobbyists who want MORE
from their machines and make money! Shows how to
get started in Stock & Bond Markets PLUS how to
use your computer as a data source for determining
profitable stock selections, buy-sell decisions, market
evaluations & a chance to learn principles of
investing. Order #T1251 @ \$11.75 Delivered

**THE NEW! "READY-TO-RUN" HOME COMPUTER-
ERIST 67 ALL PURPOSE BASIC PROGRAMS!** In
this latest complete idea programming book with 182
pages, 73 illustrations, 67 programs for home, business,
education, graphics, games. Everything you
need to play latest computer games, take care of
household, business record keeping, fun experiments
with graphic forms. You can offer your children
a new educational challenge with this Guide for
any computer with Basic & 4k memory! Highly
recommended. Order #T1195 @ \$8.95 Delivered

FREE!



New Catalog! Over 101 New Titles
Hobby & Technical Books. Popular
Interesting Subjects with each order
OR send 2 stamps, name, address for
your FREE Copy!

**HERE'S MORE! TESTED "READY-TO-RUN" 34
FUN GAME PROGRAMS IN BASIC!** Discover the
"Funside" of your computers personality! A complete
collection of Games, Gags, Brain Teasers &
some "Non-Games" that make learning Fun for the
whole family. EASY-TO-READ-AND-UNDERSTAND
Format with 41 Illustrations, 224 pages of instructions
that will have you writing poetry, composing
songs, and a LOT MORE! Order #T1228 @ \$9.75
Delivered

**THIS IS IT! THE NEW GIANT BOOK OF COMPUTER
SOFTWARE! JUST OFF THE PRESS** with Hundreds
of Practical, Proven Programming Ideas for
the Home Computerist who wants MORE from his
machine than Commercially, Pre-Packaged Software
Can Offer! The Perfect Computer Companion for
every beginning or advanced hobbyist. A Big 504
pages plus 262 illustrations of "How-To's" for creating
every kind of program you might want & to do
exactly what you want them to do! Order #T1369 @
\$15.75 Delivered.

Money-Back Guarantee • Handling & Postage Included



Check Items - Clip Ad - OR -
Order by NUMBER

Enclose Check, M.O. or Charge

Visa MasterCard # _____

Send To _____

Address _____

City _____ State _____ Zip _____

SEND ORDERS TO: **Consultors Int'l.**

Box 6589-TC -234 Columbine St.

Denver, CO 80206

MICROGRAMS EDUCATIONAL SOFTWARE

**THE HEART
OF YOUR
CLASSROOM
COMPUTER**



*Expect more
from your PET®...*

PET is a registered trademark of Commodore Business Machines.

MICROGRAMS

INCORPORATED

P.O. BOX 2146, LOVES PARK, IL 61130

PHONE 815/965-2464

Please send me a free
K-8 catalog.

Please send me a sample
program and a free K-8
catalog. I have enclosed
\$2.00 for postage and
handling.

NAME _____

ADDRESS _____

CITY _____

STATE _____ ZIP _____

Guest Commentary

Hidden Costs Of Computer Technology

Craig Brod
President, Technostress International, Inc

During the 1970's most banks computerized their operations. At one California bank, a team was assigned to develop a program to pay savers their interest automatically on the first of each month. The task was completed to everyone's apparent satisfaction and most members of the team were reassigned to new projects. The day before the first automatic payments were to be disbursed, due to a fluke – a favored customer being handed his computerized check a day early – it was discovered that the bank had overpaid everybody as much as double the interest due them. At 6:00 P.M. the team's remaining analyst was called in. The project manager came. His manager came. The vice president came. An estimated eight to ten million dollars in bank funds were on the line, to be disbursed when the doors opened for business the next morning. Could the analyst find the flaw in his team's program? Could he develop an algorithm to withdraw the appropriate amount of overpayment from each of the savers? This analyst was a prime candidate for, if not the victim of, *technostress*.

Exactitude, Repeatability, Detail

Computer technology has become a fact of organizational life and has brought with it new values and new costs for those within the organization. Exactitude, repeatability, and close attention to detail are the hallmarks of everyday operations. Computer technology promotes formal relations between people, their machines, and their environment.

The new technology is qualitatively different from the old. Compared to a computer information system, a telephone or xerox machine were simple communication devices whose use required a minimum of quiet and concentration and whose users had a great deal of latitude. The computer, on the other hand, requires a specific response time from the user (turned *operator*).

The recording of information and the retrieval of data within the language of the program both place constraints on the operator, who has become machine-dependent and works in a captive environ-

ment. Control over sound, lighting, and work flow is important for maximum concentration and

“Computer technology often reverses the relationship between age, experience, and competence at work.”

effective management of data. While assembly-line work, or even typing, are sometimes grueling types of work requiring attention to detail, the demands on the computer operator are unlike those heretofore known in the workplace.

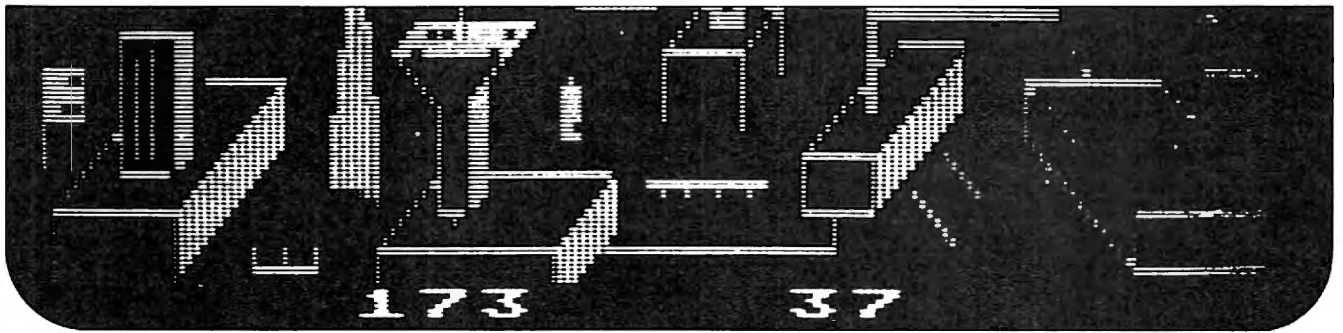
Captive environments and machine-dependent people are indications of new forms of organizational life, and one result is technostress: the condition resulting from the inability of a person or organization to cope with the demands created by the operation and maintenance of computer technology. It occurs where necessary technological stress (such as response to work changes) is translated into unnecessary human strain. There are examples of technostress at all levels.

Age, Experience And Competence: A Reversed Relationship

Computer technology often reverses the relationship between age, experience, and competence at work. Unlike managers of the past who passed tips on to new employees on how to “kick the ditto machine” to make it work, their years of experience have often merely accumulated outdated knowledge in today's managers. And they are usually at a disadvantage to young recruits who command a great deal of recent technical knowhow.

Today's project manager has no reliable way to measure productivity. The manager functions as a go-between, talking to the system user – say the department of a bank that wishes interest payments computerized – and then schedules it, deciding whether it should take six people three months, four people a year, or whatever.

To most programmers, such schedules are a joke: “You could throw darts at a board and do as well,” is often heard. One told recently of a project scheduled for three months and which came in at two and a half, earning the group praise; yet it could have been done in three weeks and, that the group dallied, constituted a mini-revolt. No matter; as long as the projects come in ahead of arbitrary schedules, managers are happy. Able to measure only results and not understanding the work well enough to gauge productivity, many of today's managers who have not come up through the



Rocket Raiders

Our High Quality Software Is More Than A Stroke Of Genius... It's A Work Of Art.

PM EDITOR: by Dennis Zander (Atari, 16K)
Create your own fast action graphics game for the Atari 400 or 800 using its player missile graphics features. By using player data stored as strings, players can be moved or changed (for animation) at machine language speed. All this is done with string variables (POS(Y)=SHIP4). This program is designed to permit creation of up to 4 players on the screen, store them as string data and then immediately try them out in the demo game included in the program. Instructions for use in your own game are included. PM EDITOR was used to create the animated characters in ARTWORX RINGS OF THE EMPIRE and ENCOUNTER AT QUESTAR IV.
PRICE \$29.95 cassette \$33.95 diskette

ROCKET RAIDERS by Richard Petersen (Atari 24K)
Defend your asteroid base against pulsar bombs, rockets, lasers, and the dreaded "stealth saucer" as aliens attempt to penetrate your protective force field. Precise target sighting allows you to fire at the enemy using magnetic impulse missiles to help protect your colony and its vital structures.
PRICE \$19.95 cassette \$23.95 diskette

INTRUDER ALERT! by Dennis Zander (Atari, 16K)
This is a fast paced action game in which you must escape from the "Dreadstar" with the secret plans The droids are after you and you must find and enter your ship in order to escape. If you fail, the rebellion is doomed.
PRICE \$16.95 cassette \$20.95 diskette

THE RINGS OF THE EMPIRE: by Dennis Zander (Atari 16K)
The Empire has developed a series of battle stations protected by one or more rings of energy. You must destroy these weapons by attacking them in your Y-wing fighter armed with Zylon torpedoes. Each time you blast through the rings and destroy the station, the Empire develops a new station with more protective rings.
PRICE \$16.95 cassette \$20.95 diskette

FOREST FIRE! by Richard Petersen (Atari, 24K)
Using excellent color graphics, your Atari is turned in to a fire scanner to help you direct operations to contain a forest fire. You must compensate for changes in wind, weather and terrain. Not protecting valuable property can result in startling penalties. Life-like variables make FOREST FIRE a very suspenseful and challenging simulation.
PRICE \$16.95 cassette \$20.95 diskette

PILOT: by Michael Piro (Atari, 16K)
Pilot your small airplane to a successful landing using both joysticks to control throttle and attack angle. PILOT produces a true perspective rendition of the runway, which is constantly changing. Select from two levels of pilot proficiency.
PRICE \$16.95 cassette \$20.95 diskette

ALPHA FIGHTER: by Douglas McFarland (Atari, 16K)
Consisting of two different programs, ALPHA FIGHTER requires you to destroy the alien starships. As you become more successful, the games get harder and harder.
PRICE \$14.95 cassette \$18.95 diskette

GIANT SLALOM: by Dennis Zander (Atari, 16K)
Bring the Winter Olympics to your computer anytime of the year! Use the joystick to guide your skier's path down a giant slalom course consisting of open and closed gates. Choose from three levels of difficulty. Take practice runs or compete against from two to eight additional skiers.
PRICE \$15.95 cassette \$19.95 diskette

HODGE PODGE: by Marsha Meredith (Apple 48K, Applesoft or Integer BASIC)
This captivating program is a marvelous learning device for children from 18 months to 6 years. HODGE PODGE consists of many cartoons, animations and songs which appear when any key on the computer is depressed. A must for any family containing young children and an Apple.
PRICE \$19.95 diskette

STUD POKER: by Jerry White (Atari, 16K)
This is the classic gambler's card game. You will find the computer to be a worthy opponent who occasionally bluffs but never cheats! STUD POKER employs all of the Atari's sound, color and graphics capabilities.
PRICE \$14.95 Cassette \$18.95 diskette

TYPE-'N-TALK*
ARTWORX is offering the fantastic TYPE-'N-TALK™ from Vortrax®. This easy-to-use unit connects to your computer's serial port. Text is automatically translated into electronic speech enabling the TYPE-'N-TALK™ hobbyist to use and enjoy it immediately.
PRICE \$329.00

The following ARTWORX programs are available for TYPE-'N-TALK
STUD POKER (Atari, 24K) \$16.95 cassette \$20.95 diskette
TEACHER'S PET (Atari, 24K, North Star) \$16.95 / \$20.95
BRIDGE 2.0 (Atari, 24K, North Star) \$19.95 / \$23.95
NOMINOES JIGSAW (Atari, 24K) \$17.95 / \$21.95
Please specify "TNT" version when ordering programs.

CRANSTON MANOR ADVENTURE: by Larry Ledden (Atari, North Star and CP/M)
You must enter mysterious Cranston Manor and attempt to collect its many treasures. This extremely challenging program will provide you with many hours (days?) of adventure. The program may be interrupted at will and your status saved onto the diskette.
PRICE \$21.95 diskette

BLOCKADE: by Edward Schneider (Atari, 16K)
Every games library needs Blockade program, and this is one of the best. Choose from three levels of difficulty and play against another person or by yourself against the clock.
PRICE \$14.95 cassette \$18.95 diskette

TEACHER'S PET: by Arthur Walsh (Atari, Apple, TRS-80, PET, North Star and CP/M (MBASIC) systems).
This is an introduction to computers as well as a learning tool for the young computerist (ages 3-7). The program provides counting practice, letter-word recognition and three levels of math skills.
PRICE \$14.95 cassette \$18.95 diskette

FORM LETTER SYSTEM: (Atari, North Star and Apple)
This is the ideal program for creating personalized form letters! FLS employs a simple-to-use text editor for producing fully justified letters. Addresses are stored in a separate file and are automatically inserted into your form letter along with a personalized salutation. Both letter files and address files are compatible with ARTWORX MAIL LIST 3.0 and TEXT EDITOR programs.
PRICE \$39.95 diskette

TEXT EDITOR: (Atari and North Star)
This program is very "user friendly" yet employs all essential features needed for serious text editing with minimal memory requirements. Features include common sense operation, two different justification techniques, automatic line centering and straightforward text merging and manipulation. TEXT EDITOR files are compatible with ARTWORX FORM LETTER SYSTEM.
PRICE \$39.95 diskette

MAIL LIST 3.0: (Atari, Apple and North Star)
The very popular MAIL LIST 2.2 has now been upgraded. Version 3.0 offers enhanced editing capabilities to complement the many other features which have made this program so popular. MAIL LIST is unique in its ability to store a maximum number of addresses on one diskette (typically between 1200 and 2500 names!). Entries can be retrieved by name, keyword(s) or by zip codes. They can be written to a printer or to another file for complete file management. The program produces 1, 2 or 3-up address labels and will sort by zip code (5 or 9 digits) or alphabetically (by last name). Files are easily merged and MAIL LIST will even find and delete duplicate entries! The address files created with MAIL LIST are completely compatible with ARTWORX FORM LETTER SYSTEM.
PRICE \$49.95 diskette

THE VAULTS OF ZURICH: by Felix and Ted Herlihy (Atari, 24K, PET)
Zurich is the banking capital of the world. The rich and powerful deposit their wealth in its famed impregnable vaults. But you, as a master thief, have dared to undertake the boldest heist of the century. You will journey down a maze of corridors and vaults, eluding the most sophisticated security system in the world. Your goal is to reach the Chairman's Chamber to steal the most treasured possession of all: THE OPEC OIL DEEDS!
PRICE \$21.95 cassette \$25.95 diskette

BRIDGE 2.0 by Arthur Walsh (Atari (24K), Apple TRS-80, PET, North Star and CP/M (MBASIC) systems)
Rated #1 by Creative Computing, BRIDGE 2.0 is the only program that allows you to both bid for the contract and play out the hand (on defense or offense). Interesting hands may be replayed using the "duplicate" bridge feature. This is certainly an ideal way to finally learn to play bridge or to get into a game when no other (human) players are available.
PRICE \$17.95 cassette \$21.95 diskette

ENCOUNTER AT QUESTAR IV: by Douglas McFarland (Atari, 24K)
As helmsman of Rikar starship, you must defend Questar Sector IV from the dreaded Zentarians. Using your plasma beam, hyperspace engines and wits to avoid Zentarian mines and death phasers, you struggle to stay alive. This BASIC/Assembly level program has super sound, full player missile graphics and real time action.
PRICE \$23.95 cassette \$27.95 diskette

THE NOMINOES JIGSAW PUZZLE: by C Minns/B. Brownlee (Atari, 24K, TRS-80, and Apple)
We quote "...A brainteaser supreme... the concept of NOMINOES JIGSAW is brilliant... this video jigsaw game is so clever and completely original that only the most hardhearted puzzle hater could fail to be charmed." —ELECTRONIC GAMES MAGAZINE.
PRICE \$17.95 cassette (also available for TRS-80 color computer) \$21.95 diskette



Highest Quality Software*, Guaranteed.

150 North Main Street Fairport, NY 14450 (716) 425-2833

Call ARTWORX toll-free number to order direct:

800-828-6573 In New York, Alaska, Hawaii call: (716)-425-2833
All orders are processed and shipped within 48 hours.

- Shipping and handling charges:
- Within North America: Add \$2.00
- Outside North America: Add 10% (Air Mail)
- New York State residents add 7% sales tax.
- Quantity Discounts:
- Deduct 10% when ordering 3 or more programs
- Ask for ARTWORX at your local computer store.

*ATARI, APPLE, TRS-80, PET, NORTH STAR, CP/M, and TYPE'N TALK are registered tradenames and/or trademarks.



Write for FREE Catalogue listing more information about these and other quality ARTWORX programs.

COLLEGE BOARD SAT* PREP SERIES

TRS-80, APPLE, PET, OSI, ATARI, CP/M, PDP-11

Each program confronts the user with a virtually limitless series of questions and answers. Each is based on past exams and presents material on the same level of difficulty and in the same form used in the S.A.T. Scoring is provided in accordance with the formula used by College Boards.

S.A.T., P.S.A.T., N.M.S.Q.T. — Educator Edition set includes 25 programs covering Vocabulary, Word Relationships, Reading Comprehension, Sentence Completion, and Mathematics. **Independent tests of S.A.T. series performance show a mean total increase of 70 points in students' scores.** Price **\$229.95**

GRADUATE RECORD EXAM Series — Educator Edition includes 28 programs covering Vocabulary, Word Relationships, Reading Comprehension, Sentence Completion, Mathematics, Analytical Reasoning and Logical Diagrams. Price **\$289.95**

COMPETENCY PROFICIENCY EXAM PREP SERIES

This comprehensive set of programs consists of simulated exam modules, a thorough diagnostic package, and a complete set of instructional programs. It is designed to teach concepts and operations, provide drill and practice and assess achievement levels through pre and post testing. The Competency Exam Preparation Series provides a structured, sequential, curriculum encompassing mathematical, reading and writing instruction.

This program is designed for individual student use or use in a classroom setting. Programs provide optional printer capability covering worksheet generation and performance monitoring. C.E.P.S. are available in three software formats.

Special editions available for California Proficiency Assessment Test and New York Regents Competency Tests. Call for Prices.

M.I.T. Logo for Apple \$179.95

Odyssey In Time

This spectacular adventure game adds a new dimension of excitement and complexity to **Time Traveler**.

Odyssey In Time includes all the challenges of **Time Traveler** plus 10 additional eras. Each game is different and may be interrupted and saved at any point for later play. **\$39.95**

Time Traveler

The best of the adventure games. Confronts the player with complex decision situations and the demand for real time action. Using the Time Machine, players face a challenging series of historical environments. To succeed you must build alliances and struggle with the ruling power. Each game is unique. **\$24.95**



Isaac Newton

+

F.G. Newton

Perhaps the most fascinating and valuable educational game ever devised - **ISAAC NEWTON** challenges the players (1-4) to assemble evidence and discern the underlying "Laws of Nature" that have produced this evidence. **ISAAC NEWTON** is an inductive game that allows players to intervene actively by proposing experiments to determine if new data conform to the "Laws of Nature" in question. Players may set the level of difficulty from simple to fiendishly complex.

Full Graphics Newton. This version of Isaac Newton presents all data in graphic form. Because data is graphic rather than symbolic, this game is suitable for very young children. Players may select difficulty levels challenging to the most skilled adults. **\$49.95**

☆ NEW ☆ ☆ MICRO-DEUTSCH ☆

Micro-Deutsch set includes 24 grammar lessons, covering all material of an introductory German course. Four test units also included. Grammar lessons use substitution transformation drills, item ordering, translations and verb drills. Drill vocabulary based on frequency lists. Suitable for use with any high school or college textbook. Extensively field tested at SUNY Stony Brook. Available for Apple II and PET/CBM. (PET version includes a special foreign language character chip.) Also available soon: MICRO-FRANCAIS, MICRO-ESPAÑOL, MICRO-IVRIT, MICRO-YIDDISH, MICRO-CHINESE, MICRO-JAPANESE. **\$179.95**

☆ NEW ☆ ☆ Pythagoras and The Dragon ☆

Mathematics in a fantasy game context. Based on **The Sword of Zedek, Pythagoras and The Dragon** introduces Pythagoras as a mentor to the player. When called on for aid, Pythagoras poses math questions, and depending on the speed and accuracy of the player response, confers secret information. With Pythagoras as an ally, the quest to overthrow Ra, The Master of Evil, assumes a new dimension of complexity. Depending on the level chosen, problems range from arithmetic through plane geometry. **32K \$39.95**

Free Bonus with purchase of \$300.00 or more: Applesoft Tutor Series

Krell Software Corp. has no official ties with the College Entrance Examination Board or the Educational Testing Service. Krell is, however, a supplier of products to the E.T.S.

PROGRAMS AVAILABLE FOR TRS-80, APPLE II, PET & ATARI

N.Y.S. residents add sales tax.

All programs require 16K • TRS-80 programs require LEVEL II BASIC • APPLE programs require AppleSoft BASIC

KRELL SOFTWARE CORP.

"The State of the Art in Educational Computing"

21 Millbrook Drive, Stony Brook, N.Y. 11790 (516) 751-5139

Mock Turtle



is crying. Why? Because he has learned that a leading microcomputer manufacturer is planning to market an imitation of **M.I.T.'s Logo** for Apple II*. He thinks that Alice and the world's children deserve the genuine article. Namely,

M.I.T. Logo for Apple II*



Krell's **M.I.T. Logo** for Apple II* is a copyrighted product of the Massachusetts Institute of Technology. Logo was developed under a grant furnished by the National Science Foundation. Krell's **M.I.T. Logo** for the Apple* includes many special features such as Beaver Graphics and Krell Instant Logo Tutor Package. The entire package is fully documented for teachers and students. Requires 64K **\$179.95**

RELATED BOOKS

Apple Logo by Harold Abelson
(McGraw Hill): indispensable **14.95**

Mindstorms by Seymour Papert
(Basic Books) **12.95**

Computer Connections by Jean N. Nazzaro,
Editor (ERIC) **16.65**

Memory expansion boards to
64K for Apple II*. **130.00**

**FREE BONUS with purchase
of \$300.00 or more:
Applesoft Tutor Series**

**PROGRAMS AVAILABLE FOR
TRS-80, APPLE II, PET & ATARI**

N.Y.S. residents add sales tax.

* Trademark of Apple Corp.

KRELL SOFTWARE CORP.

"The State of the Art in Educational Computing"

21 Millbrook Drive • Stony Brook, New York 11790

(516) 751-5139

technical ranks lack the respect of their workers.

A Struggle Between Monotony And Perfectionism

To operate a computer is to live with stress, even for relatively low-level operators. Consider the operator whose job it is to process claims and transfer data from one source to another. The machine will have "peaks" and "valleys" – a job requiring thirty minutes at 7:00 A.M. may take several hours at mid-afternoon; and, every so often, due to overload, the whole system *crashes*.

These fluctuations fragment the worker's planning process, his ability to structure his work-day. However, the machine makes no mistakes and turns out a uniform product. Given the repetitive nature of his task, the worker struggles between monotony and perfectionism. It is the machine that gets credit for a job well done, and there is no human feedback intrinsic to the system.

Analysts, those who write the programs, are familiar with the dreaded 2:00 A.M. phone call: "It blew up." And the challenge will be to fix it before 6:00 in the morning when perhaps thousands of other workers must depend on it, or, in the case above of the automatic interest payments, eight million dollars may ride on it. It is no surprise that many of them eat Maalox like candy.

An ace analyst is one who has few peers and earns little praise, due to the fact that so few understand what goes into his work. Knowledge builds with the number of systems upon which he has worked. This can have a snowball effect within the organization, always with increasing numbers of people asking "How does this program work?" about increasing numbers of systems. For some, it is a gradual process of becoming identified with the machine – more and more information demanded – with the effect that large chunks of self, time, and energy are drained. Tyrannized by their own expertise, the pressure ceases only when they change jobs. Then they are no longer responsible for every system upon which they have ever worked.

All of these problems are felt, but generally go unstated, surfacing as negative behavior – sabotage, absenteeism, last-minute sick calls, frequent job changes – or as direct problems with productivity. Employees and managers need more technical training, training on how to adapt to new technology, and better work designs.

The power of technology has silenced all but the gallows humor which has grown up around it: "If I hung myself, the machine would just keep plugging away." Technostress manifests itself in a variety of ways. ©

LDA STA IDX STX IDY STY
(LABEL), Y (LABEL,X) LABEL + INDX-1
IFE IFN IFM IFP IFR SET

6502 Assembler/Editor

- APPLE
- ATARI
- PET
- KIM
- SYM

Before you buy that off-brand Assembler/Text Editor, note that EHS is the only company that provides a line of compatible ASM/TED's for the PET/APPLE/ATARI/SYM/KIM and other microcomputers.

When you make the transition from one of these 6502-based microcomputers to another, you no longer have to relearn peculiar Syntax's, pseudo ops, and commands. Not only that, EHS ASM/TED's are the only resident 6502 Macro Assemblers available and they have been available for several years. Thus you can be sure they work. Our ASM/TED's may cost a little more but do the others provide these powerful features: Macros, Conditional Assembly, String Search and Replace, or even up to 31 characters per label? Before you spend your money on that other ASM/TED, write for our free detailed spec sheet.

MACRO ASM/TED	MAE ASM/TED
<ul style="list-style-type: none"> • For APPLE/ATARI/PET/SYM/KIM • Other than our MAE, no other assembler is as powerful. • Macros/Conditional Assembly. • Extensive text editing features • Long Labels • Designed for Cassette-based systems. <p style="text-align: right; margin: 0;">\$49.95</p>	<ul style="list-style-type: none"> • For APPLE/ATARI/PET • The most powerful ASM/TED • Macros/Conditional and Interactive Assembly • Extensive text editing features • Long Labels • Control files • Designed for Disk-based Systems. <p style="text-align: right; margin: 0;">\$169.95</p>

EASTERN HOUSE SOFTWARE
 3239 Linda Drive
 Winston-Salem, N. C. 27106 USA
 (Dealer Inquiries Invited)

PHONE ORDERS
 (919) 924-2889
 (919) 748-8446

.EN
.BY
.OS
.BA
.DE
.CE

ROCKWELL Microcomputers from Excort, Inc.

THE AIM 65/40 Single Board or Smorgasbord



- A full size terminal style keyboard w/8 special function keys
- A smart, 40 character display with its own microprocessor
- A 40 column printer w/text and graphic output
- Up to 64K of on-board RAM and ROM
- On-board interfaces include RS232, dual audio cassette and 2 user I/O R6522 devices
- Firmware includes interactive monitor and text editor w/options of Assembler, BASIC, FORTH and PL/65

THE AIM 65 Take-Out Order



- A full size terminal style keyboard w/3 special function keys
- A 20 character display
- A 20 column printer w/text and graphic output capability
- Up to 4K RAM and 20K ROM on-board
- On-board interfaces include 20MA TTY, dual audio cassette and 1 user I/O R6522 device
- Firmware includes interactive monitor and text editor w/options of Assembler, BASIC, FORTH, PASCAL, & PL/65

And if the above isn't enough,
Try the RM65 — a product line filled with embellishments including:

32K DRAM Board
CRT Controller
Floppy Disk Controller
PROM Programmer

ACIA Board
IEEE-488Board
CPU/SBC Board
4-16 Slot Card Cages

Prototype cards
Adaptor Buffer Modules
General Purpose I/O Board
PROM/ROM Board

NEW LOWER PRICES AND A CASH DISCOUNT* TO BOOT!

A65/40-16 (16K RAM)	\$1225
A65/40-32 (32K RAM)	\$1295
A65/40-A (Assembler)	\$ 85
A65/40-B (BASIC)	\$ 65

A65-1 (1K RAM)	\$420
A65-4 (4K RAM)	\$445
A65-4B (4K RAM w/BASIC)	\$495
A65-PS (PASCAL)	\$100
A65-F (FORTH)	\$ 65
A65-A (Assembler)	\$ 35

Mail Order to:

**Educational Computer Division
EXCORT INCORPORATED**

- SALES
- SERVICE
- INSTALLATION
- CONSULTING

P.O Box 8600
White Bear Lake, MN 55110
(612) 426-4114

Higher quantities quoted upon request, COD's accepted, shipping will be added. *Deduct 5% cash discount on prepaid orders. Minnesota residents add 5% sales tax. Prices subject to change without notice.

Insurance Inventory

Robert W Baker
Atco, NJ

This program – versions for Microsoft and Atari BASICs – was written to provide an easy means of maintaining an inventory of personal possessions for insurance or other related purposes. Information is stored on cassette tape for later retrieval and easy, compact storage such as in a safety deposit box.

Running the program is quite simple: to create a new data file simply select that mode and answer the questions concerning the item description, make, model, serial number of other identifying markings, date acquired, and original value. Typing RETURN for any question will automatically enter a question mark for that entry. When all questions are entered, the entire entry will be displayed and you will be asked if it is correct before it is actually written in the data file.

Typing "D" (for DONE) for any entry will abort that entire item entry, close the output file, and return to the program command mode. Typing "E" (for ERROR) will abort the entire item entry and restart it with the first question. Be careful when entering new items into the data file, do not use commas "," or colons ":" to separate words within a description, etc. since BASIC thinks you may be entering more than one string. Use dashes or some other graphic character and play it safe. Avoid using quotes as well, for similar reasons.

A Full Update Capability

To read an already created data file, insert the tape and select that program mode. Three items will be displayed at a time, with all information. Hitting any key except "D" (or RUN/STOP) will display the next three entries. Typing "D" will terminate the read mode, close the input file, and return to the program command mode.

Other program modes are provided to copy or edit the data files produced by this program. The edit mode allows copying or deleting individual entries. You can insert new items at any point. Also, a search feature is included to copy all items until a specific item is found. However, with tape data files, two tape drives are required for these functions for obvious reasons.

All program modes provide file and/or drive selection for ease of use. A default file name of

INVENTORY DATA will be generated unless you enter a specific filename. If you should have a large number of items to catalog, you may want to use separate data files for each room, for items acquired each year, specific collections, etc. Program use should be self-evident through prompting instructions displayed by the program. At present, the program does not provide a print option since it was designed for storage of large amounts of personal data. It should be rather easy to add a printing feature if you really think it's necessary.

Describing the actual program is rather difficult since portions of the program are used for every mode. The program flow changes depending on the selected mode and various control flags that are set dynamically during program execution. The program was originally developed on an 8K PET, so I tried to maximize memory usage, allowing more room for the data being generated and used.

Take my word for it, the program does work. If you want to avoid typing in the program, send \$2 and an SASE and tape, for a copy on cassette tape. [This is for PET/CBM users only.] For anyone with a 2040 disk, I have another version of this program that uses sequential disk data files. This makes the EDIT mode much more useful. If you do send for a copy on tape, be sure to indicate which version you want. Also, please send all requests directly to me.

Robert Baker
15 Windsor Drive
Atco, NJ 08004

Program 1: Microsoft Version

```

80 POKE 59468,12 :PRINT "{CLEAR}      HOUS
    EHOLD INVENTORY PROGRAM" :GOSUB 1340
90 PRINT "DESIRED PROGRAM MODE:
100 PRINT :PRINT " 0 = DONE
110 PRINT " 1 = READ DATA
120 PRINT " 2 = WRITE NEW DATA FILE"
130 PRINT " 3 = COPY DATA FILE @.
140 PRINT " 4 = EDIT DATA FILE @1@ REQ'S 2
    TAPES
150 GOSUB 1340 :PRINT :PRINT "MODE ?";
160 GOSUB 1440 :IF R$="0" THEN END
170 R=VAL(R$) :IF R<1 OR R>4 THEN 160
180 Z=R :ON R GOTO 400,190,390,390
190 GOSUB 1310 :IF Z>2 THEN T=2 :T$="2" :
    GOTO 220
200 PRINT :INPUT "OUTPUT TO TAPE DRIVE# (1
    OR 2)  2{03 LEFT}";T$
210 T=VAL(T$) :IF T<1 OR T>2 THEN 80
220 PRINT :PRINT "PUT OUTPUT TAPE IN DRIVE
    #";T$ :GOSUB 1390
230 IF F$<>" " THEN 260
240 F$="INVENTORY DATA" :IF Z>2 THEN F$=X
    $
250 PRINT :PRINT "DEFAULT FILENAME = ";F$

```

LETTER PERFECT T.M. LJK

WORD PROCESSING

ATARI 400/800

APPLE II & II+

EASY TO USE — Letter Perfect is a single load easy to use program. It is a menu driven, character orientated processor with the user in mind. FAST machine language operation, ability to send control codes within the body of the program, mnemonics that make sense, and a full printed page of buffer space for text editing are but a few features. Screen Format allows you to preview printed text. Indented margins are allowed. Data Base Merge with **DATA PERFECT** by LJK, form letters, accounting files and mailing labels only with **MAIL MERGE/UTILITY** by LJK. **FEATURES** — Proportional/Incremental spacing * Right Justification * File Merging * Block movement * Headers * Footers * Print Multiple Copies * Auto Page Numbering * Scroll forward/backward * Search and Replaces * Full cursor control * Underlining * Boldface * Superscripts * Subscripts * Auto page numbering * Insert character/line * Delete character/line * Centering * Horizontal tabs/changeable * Multifunction format line (line spacing — left margin — page width — lines/page — change fonts — top/bot margin adjust) **MUCH MORE!** \$149.95

ATARI VERSION 2.0 #2001

Compatible with Atari DOS. Uses proportional font, right justified with Atari 825/Centronics* 737, 739 printers. Uses EPSON MX* Series + Graftrax/italicized font. Can mix type fonts on same page; mix boldface and enhanced font in same line with justification. Can be used with 16K Atari/400.

"Compared to the price of many other word processors, this package is a steal. It does everything the advertisement claims and more. On top of this the software is very easy to use." A.N.A.L.O.G. MAGAZINE

APPLE VERSION 5.0 #1001

DOS 3.3 compatible — Use 40 or 80 column interchangeably (Smarterm — ALS; Videoterm-Videx; Full View 80 — Bit 3 Inc.; Vision 80 — Vista; Sup-R-Term — M&R Ent.) Reconfigurable at any time for different video, printer, or interface. USE HAYES MICROMODEM II*LCA necessary if no 80 column board, need at least 24 K of memory. Files saved as either Text or Binary. Shift key modification allowed. Data Base Merge compatible with **DATA PERFECT*** by LJK.

"For \$150, Letter Perfect offers the type of software that can provide quality word processing on inexpensive micro-computer systems at a competitive price." INFOWORLD

DATA PERFECT T.M. LJK

Complete Data Base System. User orientated for easy and fast operation. 100% Assembly language. Easy to use. You may create your own screen mask for your needs. Searches and Sorts allowed, Configurable to use with any of the 80 column boards of Letter Perfect word processing, or use 40 column Apple video. Lower case supported in 40 column video. Utility enables user to convert standard files to Data Perfect format. Complete report generation capability. **Much More!**

EDIT 6502 T.M. LJK

This is a coresident — two pass **ASSEMBLER, DISASSEMBLER, TEXT EDITOR, and MACHINE LANGUAGE MONITOR**. Editing is both character and line oriented. Disassemblies create editable source files with ability to use predefined labels. Complete control with 41 commands, 5 disassembly modes, 24 monitor commands including step, trace, and read/write disk. Twenty pseudo opcodes, allows linked assemblies, software stacking (single and multiple page) plus complete printer control, i.e. pagination, titles and tab setting. User can move source, object and symbol table anywhere in memory. Feel as if you never left the environment of BASIC. Use any of the 80 column boards as supported by **LETTER PERFECT**, Lower Case optional with LCG.

LJK DISK UTILITY APPLE \$29.95

This menu driven program allows the user to manipulate a variety of different file types. Binary, Text, and Source files may be easily converted into each other. The program may be used with **APPLESOFT***, **VISICALC***, and other programs. These program files may be readily adapted for multiple use including editing with **LETTER PERFECT** word processings.

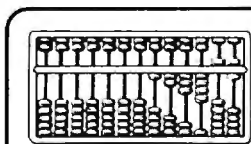
APPLE & ATARI DATA BASE MANAGEMENT \$99.95

MAIL MERGE/UTILITY APPLE & ATARI

This menu driven program combined with **LETTER PERFECT** allows user to generate form letters and print mailing labels. With the Atari, you may **CONVERT ATARI DOS FILES**, or Visicalc files compatible for editing with **LETTER PERFECT**. Utility creates Data Base files for Letter Perfect.

LOWER CASE CHARACTER GENERATOR \$34.95

Lower Case Character Generator for the Rev. 7, Apple II or II+ computers. When installed, this Eprom will generate lower case characters to the video screen. Lower case characters set has two dot true descenders. Installation instruction included. Manual includes listing of software for full support and complete instructions for shift key modification. Compatible with **LETTER PERFECT**.



COMPUTER BASED SOFTWARE



ENTERPRISES

LJK ENTERPRISES INC.
P.O. Box 10827
St. Louis, MO 63129
(314) 846-6124

DEALER
INQUIRES
INVITED

*Trademarks of: Apple Computer — Atari Computer — Epson America — Hayes Microcomputers — Personal Software — Videx — Bit 3 Inc. — M&R Ent. — Advanced Logic Systems — Vista Computers

```

260 PRINT :PRINT"IS OUTPUT TAPE POSITIONE
    D"; :GOSUB 1360 :IF R$="Y" THEN ~
    340
270 PRINT :INPUT"NUMBER OF FILES TO SKIP ~
    "{03 LEFT}";R$:R=VAL(R$):IF R<
    1 THEN 80
280 GOSUB 1310 :PRINT :PRINT"POSITIONING ~
    OUTPUT TAPE
290 OPEN 2,T,0
300 GOSUB 1290 :IF C=0 THEN 300
310 CLOSE 2 :IF C=2 THEN 580
320 R=R-1 :IF R>0 THEN 290
330 PRINT :PRINT"OUTPUT TAPE IS NOW POSIT
    IONED" :GOSUB 1400 :PRINT
340 OPEN 2,T,1,F$:IF Z=3 THEN 600
350 IF Z=4 THEN 650
360 GOSUB 940 :IF C>0 THEN GOSUB 1180 :GO
    TO 360
370 CLOSE 2 :PRINT"{CLEAR}{REV}END OF MOD
    E #2{OFF} DONE WRITING DATA FIL
    E
380 GOSUB 1340 :GOTO 590
390 GOSUB 1310 :T=1 :T$="1" :GOTO 430
400 PRINT"{CLEAR}{REV}MODE #1{OFF} READ ~
    DATA FILE FROM TAPE" :GOSUB 1340

410 PRINT :INPUT"INPUT FROM TAPE DRIVE# (
    1 OR 2) 1{03 LEFT}";T$:T=VAL(
    T$)
420 IF T<1 OR T>2 THEN 80
430 PRINT"{DOWN}PUT INPUT TAPE IN DRIVE #
    ";T$:GOSUB 1390
440 IF F$="" THEN F$="" :PRINT :PRINT"RE
    ADING NEXT FILE ON TAPE
450 OPEN 1,T,0,F$ :X$=""
460 IF Z>2 THEN 190
470 GOSUB 1220 :IF C>1 THEN 550
480 GOSUB 1140 :IF C>0 THEN 560
490 GOSUB 1220 :IF C>1 THEN 560
500 GOSUB 1150 :IF C>0 THEN 560
510 GOSUB 1220 :IF C>1 THEN 560
520 GOSUB 1150 :IF C>0 THEN 560
530 GOSUB 1350
540 GOSUB 1460 :IF R$<>"D" THEN 470
550 PRINT"{CLEAR}{REV}END OF MODE #1{OFF}
    DONE READING DATA FILE" :PRINT

560 CLOSE 1 :GOSUB 1350
570 IF C=1 THEN PRINT"END OF DATA FILE!
580 IF C>1 THEN PRINT"TAPE READ ERROR ( S
    TATUS ="ST")
590 GOSUB 1400 :GOTO 80
600 I9$="" :GOSUB 1310 :PRINT"{REV}PLEASE
    WAIT{OFF} ***** COPYING DATA
    FILE!
610 GOSUB 1220 :IF C>1 THEN 860
620 IF Z=4 THEN IF LEFT$(I9$,LEN(I9$))=I9$
    THEN GOSUB 1310 :GOTO 660
630 GOSUB 1180 :IF C=1 THEN 860
640 IF Z=3 OR I9$<>" THEN 610
650 GOSUB 1220 :IF C>1 THEN 860
660 GOSUB 1310 :GOSUB 1150 :GOSUB 1340 :P
    RINT"DESIRED ACTION:" :PRINT
670 PRINT" 1 = COPY THIS ITEM, NO CHANGE
680 PRINT" 2 = DELETE THIS ITEM

690 PRINT" 3 = INSERT ITEMS BEFORE THIS ~
    ONE
700 PRINT" 4 = SEARCH & COPY TILL ITEM F
    OUND" :PRINT
710 PRINT"ACTION ? ";
720 GOSUB 1440 :R=VAL(R$) :IF R<1 OR R>4 ~
    THEN 720
730 PRINT R$
740 PRINT"OK" :I9$="" :ON R GOTO 630,750,
    770,800
750 IF C=1 THEN 860
760 GOTO 650
770 I9$=I$ :W9$=W$ :M9$=M$ :S9$=S$ :D9$=D
    $ :V9$=V$ :C9=C
780 GOSUB 940 :IF C>0 THEN GOSUB 1180 :GO
    TO 780
790 I$=I9$ :W$=W9$ :M$=M9$ :S$=S9$ :D$=D9
    $ :V$=V9$ :C=C9 :GOTO 660
800 GOSUB 1310 :PRINT"ALL ENTRIES WILL BE
    COPIED UNTILL
810 PRINT :PRINT"DESIRED ITEM IS FOUND;
820 PRINT"{02 DOWN}ENTER ITEM TO SEARCH F
    OR:
830 INPUT" "{03 LEFT}";I9$
840 IF I9$="" THEN I9$="" :PRINT"{03 DOW
    DOWN}SEARCH ABORTED" :GOTO 660
850 PRINT"{03 DOWN}SEARCHING" :GOTO 620
860 IF Z=3 THEN 570
870 GOSUB 1310 :IF C>1 THEN 580
880 PRINT"END OF INPUT FILE!
890 PRINT :PRINT"DO YOU WANT TO ADD ANY E
    NTRIES TO THE
900 PRINT :PRINT"END OF THE DATA FILE";
910 GOSUB 1360 :IF R$="N" THEN 590
920 GOSUB 940 :IF C>0 THEN GOSUB 1180 :GO
    TO 920
930 GOSUB 1310 :GOTO 590
940 C=0 :PRINT"{CLEAR}ENTER ITEM INFORMAT
    ION:" :PRINT
950 PRINT"D = DONE ENTERING DATA
960 PRINT"E = ERROR, RESTART ENTIRE ITEM
970 PRINT :PRINT"DO NOT USE ',' OR ':' WI
    THIN THE DATA
980 PRINT :PRINT"PRESS {REV}RETURN{OFF} A
    FTER EACH ENTRY
990 GOSUB 1340 :INPUT"{REV}ITEM{OFF} ?{
    04 LEFT}";I$ :IF I$="E" THEN 940

1000 IF I$="D" THEN RETURN
1010 INPUT"{REV}MAKE{OFF} ?{03 LEFT}";W$
    :IF W$="E" THEN 940
1020 IF W$="D" THEN RETURN
1030 INPUT"{REV}MODEL{OFF} ?{03 LEFT}";M
    $ :IF M$="E" THEN 940
1040 IF M$="D" THEN RETURN
1050 INPUT"{REV}SERIAL#/ID{OFF} ?{03 LEF
    LEFT}";S$ :IF S$="E" THEN 940
1060 IF S$="D" THEN RETURN
1070 INPUT"{REV}DATE ACQ'D{OFF} (MONTH/DAY
    /YEAR) ?{03 LEFT}";D$ :IF D$="
    E" THEN 940
1080 D$=LEFT$(D$,8) :IF D$="D" THEN RETURN
1090 INPUT"{REV}$VALUE{OFF} ?{03 LEFT}";
    V$ :IF V$="E" THEN 940
1100 IF V$="D" THEN RETURN

```


Crush, Crumble and Chomp!

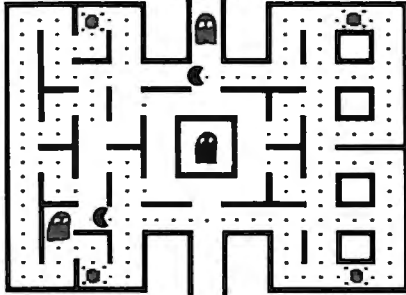
From Epyx

It's a monster movie, and you are the monster! You can be The Glob, Kraken, Mantra, Mechismo, Arachnis, or Goshilla -- or even design your own "custom" monster (disk version only). This hilarious action game is loaded with graphics and sound as you practice your villainy. With 6 monsters, 4 cities, and 5 game objectives, you get a choice of more than 100 possible scenarios. A monster's life is not all carnivorous crunching, though: The combined resources of the police, science, and armed forces are bent on your destruction.

32K disk...\$29.95

THRU MARCH 15 ONLY: Pay Just \$25.45!

GHOST HUNTER



From Arcade Plus

The exciting haunted house/maze game where you must get the ghosts before they get you! When you eat the pulsating "energizers," the ghosts start pulsating and become vulnerable to your attack. 51 different game variations keep things interesting. Play alone or in the "head-to-head" mode.

16K tape \$29.95 16K disk \$34.95



By John Harris from On-Line

If you like arcade games with action, you'll love JAWBREAKER. Guide your chompers through a candystore maze, eating "wifefavers" as you go. You are pursued by variously colored "smilies," determined to knock your teeth out. Eat a jawbreaker and the "smilies" turn to blue "frownies," and you can eat them! It's one of the best examples of Atari graphics and sound we've seen -- you'll love it!

16K disk...\$29.95

Visit our other stores: Seven Corners Center · Falls Church, VA & W. Bell Plaza · 6600 Security Blvd. · Baltimore, MD

Save \$\$ on Popular Programs for Atari

LIMITED TIME OFFER

Now through March 15, take advantage of our price reduction on these popular programs

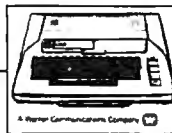
FILE MANAGER 800

From Synapse Software

An extremely powerful and versatile database manager for use in both professional and personal applications. You define the format of the records to be filed and FILE MANAGER 800 gives you full control over sorting, searches, and retrieval. You can store up to 1000 records on each disk and the program will allow up to four drives. Access to any record takes less than 1.5 seconds, and most commands can be entered with self-prompting single keystrokes.

Atari (40K disk)...\$94.95

THRU MARCH 15 ONLY: Pay Just \$80.70!



Programs for
ATARI
400/800

Unless Otherwise Noted

SAMMY the Sea Serpent

From PDI

A great way to introduce young children (ages 4 and up) to your Atari computer. Speech, music, motion and color hold youngsters attention. As the story is read, the child is asked to use the joystick to move Sammy about. As Sammy's tasks are completed, the storyteller goes on to new ones. Side two has additional games for the child to play with Sammy.

16K tape...\$16.95

OUTLAW/HOWITZER

From Atari Prog. Exchange

Two super arcade games in one program! OUTLAW transports you to the old west, where you are engaged in a shootout on the open plains. You can hide behind the cacti that are scattered about, but if you get shot 10 times it's a one-way ticket to Boot Hill, Pardner.

You command a tank in HOWITZER. You're facing an opposing tank across a river and must fire 10 hits to win. Both games can be played against the computer or a friend, and there are several handicap options available.

16K tape...\$14.95 24K disk...\$17.95

SoftPorn Adventure

By Charles Benton from On-Line

You're in a sleazy bar in the notorious town of "Las Vagueness." With \$1000 in your pocket, you set out to fulfill your erotic fantasy of seducing 3 women before you leave town. The casino, with its blackjack & slot machines, is the only source of money. The women and other bizarre pleasures might be found anywhere. NOTE: R-RATED PROGRAM, NOT FOR MINORS.

40K disk...\$29.95

PERSONAL FINANCE

From Computari

A comprehensive personal/small business budget organizer that's more than just a checkbook balancer. Works for both check and cash and will allow up to 100 transactions per month. One check can be divided into several categories to avoid the problem usually associated with charge card and department store checks. The report printer works with most popular printers and will give printouts of Tabulations, Check Search, and Check Reconciliation categories. Get a grasp on your finances, order PERSONAL FINANCE now.

32K disk...\$49.95

THRU MARCH 15 ONLY: Pay Just \$42.45!

ASSEMBLER BOOK



ATARI ASSEMBLER BOOK

By Don & Kurt Inman

While the ATARI ASSEMBLER CARTRIDGE comes with an operating manual, it assumes that you already know assembly language. If you're new to the Atari or its 6502 processor, this book is a must. The inmans guide you through the rudiments of this fascinating type of programming in clear, easy steps. Includes full listing and description of 6502 mnemonics and addressing modes.

\$12.95

Some Common BASIC Programs Atari® Edition

By Poole, Borchers & Cook from Osborne

From "Alphabetizing" to "Withholding Taxes" -- this book contains 75 program listings for solutions to common (and not-so-common) problems. Finance, math, statistics, projections, and household utilities are included. With complete listings, sample runs, and descriptions, you needn't be a programmer to benefit from this book.

200 pages...\$14.95



TO ORDER CALL TOLL FREE 800 424-2738

For information
Call (202) 363-9797

MAIL ORDERS: Send check or M.O. for total purchase price, plus \$1.00 postage & handling. D.C. residents, add 6% tax. Charge card customers: include all embossed information on card.

THE PROGRAM STORE
4200 Wisconsin Avenue NW, Dept. U02 Box 9609
Washington, D.C. 20016

```

1110 GOSUB 1140 :GOSUB 1340
1120 PRINT"IS THIS ENTRY CORRECT"; :GOSUB ~
1360 :IF R$="N" THEN 940
1130 C=1 :RETURN
1140 PRINT"{CLEAR}";
1150 PRINT"{REV}ITEM:{OFF} ";I$ :PRINT"{RE
REV}MAKE:{OFF} ";W$
1160 PRINT"{REV}MODEL:{OFF} ";M$ :PRINT"{R
REV}SERIAL#/ID:{OFF} ";S$
1170 PRINT"{REV}DATE ACQ'D:{OFF} "D$;TAB(2
2);"{REV}VALUE:{OFF} $";V$ :PRIN
T :RETURN
1180 X$=I$ :GOSUB 1200 :X$=W$ :GOSUB 1200 ~
:X$=M$ :GOSUB 1200
1190 X$=S$ :GOSUB 1200 :X$=D$ :GOSUB 1200 ~
:X$=V$
1200 PRINT#2,X$
1210 RETURN
1220 GOSUB 1290 :I$=X$ :IF C>0 THEN RETURN
1230 GOSUB 1290 :W$=X$ :IF C>0 THEN RETURN
1240 GOSUB 1290 :M$=X$ :IF C>0 THEN RETURN
1250 GOSUB 1290 :S$=X$ :IF C>0 THEN RETURN
1260 GOSUB 1290 :D$=X$ :IF C>0 THEN RETURN
1270 GOSUB 1290 :V$=X$ :IF C=2 THEN C=1
1280 RETURN
1290 C=0 :INPUT#1,X$ :IF ST>0 THEN C=3 :IF
ST=64 THEN C=2
1300 RETURN
1310 IF Z=2 THEN PRINT"{CLEAR}{REV}MODE #2
{OFF} WRITE NEW DATA FILE ON TA
PE
1320 IF Z=3 THEN PRINT"{CLEAR}{REV}MODE #3
{OFF} COPY DATA FILE, REQ'S 2 T
APES
1330 IF Z=4 THEN PRINT"{CLEAR}{REV}MODE #4
{OFF} EDIT DATA FILE, REQ'S 2 T
APES
1340 PRINT
1350 PRINT"CCCCCCCCCCCCCCCCCCCCCCCCCCCCCCCC
CCCCCCCC" :PRINT :RETURN
1360 PRINT"(Y/N) ? ";
1370 GOSUB 1440 :IF R$<>"Y" AND R$<>"N" TH
EN 1370
1380 PRINT R$ :RETURN
1390 INPUT"{DOWN}FILENAME < {REV}RETURN{OF
OFF} > "{03 LEFT}";F$ :RETURN
1400 CLOSE 1 :CLOSE 2
1410 IF Z>2 THEN PRINT :PRINT"DEPRESS {REV
REV}STOP{OFF} ON BOTH TAPE DRIVE
S" :GOTO 1430
1420 PRINT :PRINT"DEPRESS {REV}STOP{OFF} O
N TAPE #"T$
1430 PRINT"{DOWN}HIT ANY KEY WHEN READY TO
CONTINUE"; :GOTO 1470
1440 GET R$ :IF R$="" THEN 1440
1450 RETURN
1460 PRINT :PRINT"HIT ANY KEY TO CONTINUE,
D=DONE";
1470 GOSUB 1440 :PRINT :PRINT"OK" :RETURN

```

Program 2: Atari Version

```

10 REM INSURANCE INVENTORY
20 REM ROBERT W. BAKER ATCO, NJ
30 REM ATARI VERSION (C) 1981
40 REM SMALL SYSTEMS SERVICES, INC.
50 REM
60 OPEN #2,4,0,"K:"
70 DIM T$(1),X$(80),I$(80),W$(80),M$(80)
,S$(80),D$(8),U$(20)
80 GRAPHICS 0:?" INSURANCE INVENTORY
PROGRAM "
90 PRINT "Desired Program mode:"
100 ? :? "0 = Done"
110 ? "1 = Read Data"
120 ? "2 = Write New Data File"
150 GOSUB 1340:?" :? "Mode? ";
160 GOSUB 1440:IF R=48 THEN END
170 R=R-48:IF R<1 OR R>2 THEN 160
180 Z=R:ON R GOTO 400,190
190 ? "(CLEAR) | MODE #2 | WRITE NEW DATA
FILE"
200 TRAP 200:?"(DOWN)Number of files to
skip";:INPUT R:TRAP 40000:IF R<1 THEN 3
40
210 ? "(DOWN)Put tape in drive, press PL
AY"
220 ? "then press IRETURN|."
230 IF PEEK(764)=255 THEN 230
270 ? "(CLEAR) | MODE #2 | WRITE NEW DATA
FILE"
280 ? "(DOWN)Positioning output tape..."
290 TRAP 310:OPEN #1,4,0,"C:"
300 GOSUB 1290:IF C=0 THEN 300
310 CLOSE #1:IF C=2 THEN 580
320 R=R-1:IF R>0 THEN 290
330 ? :? "Output tape is now positioned.
(DOWN)":GOSUB 1400:?"
340 ? "Press PLAY & RECORD, press IRETUR
NI."
350 OPEN #1,8,0,"C:"
355 FOR I=1 TO 128:PUT #1,32:NEXT I
360 GOSUB 940:IF C>0 THEN GOSUB 1180:GOT
0 360
370 CLOSE #1:?"(CLEAR)END OF MODE #2|
Done writing data file"
380 GOSUB 1340:GOTO 590
400 ? "(CLEAR) |MODE #1| READ DATA FILE
FROM TAPE":GOSUB 1340
430 ? "(DOWN)Put input tape in drive, pr
ess IPLAY|, then press IRETURN|."
450 TRAP 560:OPEN #1,4,0,"C":X$="":FOR
I=1 TO 128:GET #1,R:NEXT I:TRAP 40000
460 ? "(DOWN)Reading next file on tape."
470 GOSUB 1220:IF C>1 THEN 550

```

```

480 GOSUB 1140:IF C>0 THEN 560
490 GOSUB 1220:IF C>1 THEN 560
500 GOSUB 1150:IF C>0 THEN 560
510 GOSUB 1220:IF C>1 THEN 560
520 GOSUB 1150:IF C>0 THEN 560
530 GOSUB 1350
540 GOSUB 1460:IF R<>ASC("D") THEN 470
550 ? "(CLEAR)END OF MODE #11 DONE READING DATA FILE":?
560 CLOSE #1:GOSUB 1350
570 IF C=2 THEN ? "End of data file!":C=1
580 IF C>1 THEN ? "TAPE READ ERROR-";PEEK(195)
590 GOSUB 1400:GOTO 80
940 C=0:?"(CLEAR)Enter item information":?
950 ? "D = Done entering data"
960 ? "E = Error, restart entire item"
980 ? :? "Press [RETURN] after each entry."
990 GOSUB 1340:?"[ITEM1]";:INPUT I$:IF I$="E" THEN 940
1000 IF I$="D" THEN RETURN
1010 ? "[MAKE1]";:INPUT W$:IF W$="E" THEN 940
1020 IF W$="D" THEN RETURN
1030 ? "[MODEL1]";:INPUT M$:IF M$="E" THEN 940
1040 IF M$="D" THEN RETURN
1050 ? "[SERIAL#/ID1]";:INPUT S$:IF S$="E" THEN 940
1060 IF S$="D" THEN RETURN
1070 ? "[DATE ACQ'D1 (MONTH/DAY/YEAR) ";:INPUT D$:IF D$="E" THEN 940
1080 IF D$="D" THEN RETURN
1090 ? "[VALUE1 ";:INPUT U$:IF U$="E" THEN 940
1100 IF U$="D" THEN RETURN
1110 GOSUB 1140:GOSUB 1340
1120 ? "Is this entry correct?":GOSUB 1360:IF R=ASC("N") THEN 940
1130 C=1:RETURN
1140 ? "(CLEAR)";
1150 ? "[ITEM1]";I$:?"[MAKE1]";W$
1160 ? "[MODEL1]";M$:?"[SERIAL#/ID1]";S$
1170 ? "[DATE ACQ'D1 ";D$,"[VALUE1 ";U$:?:RETURN
1180 X$=I$:GOSUB 1290:X$=W$:GOSUB 1290:X$=M$:GOSUB 1290
1190 X$=S$:GOSUB 1290:X$=D$:GOSUB 1290:X$=U$
1200 PRINT #1;X$
1210 RETURN
1220 GOSUB 1290:I$=X$:IF C>0 THEN RETURN

```

```

1230 GOSUB 1290:W$=X$:IF C>0 THEN RETURN
1240 GOSUB 1290:M$=X$:IF C>0 THEN RETURN
1250 GOSUB 1290:S$=X$:IF C>0 THEN RETURN
1260 GOSUB 1290:D$=X$:IF C>0 THEN RETURN
1270 GOSUB 1290:U$=X$:IF C=2 THEN C=1:STOP
1280 RETURN
1290 TRAP 1300:C=0:INPUT #1,X$:TRAP 4000:RETURN
1300 C=3:IF PEEK(195)=136 THEN C=2:RETURN
1340 ?
1350 ? "(C38 R)":RETURN
1360 ? "(Y/N) ? ";
1370 GOSUB 1440:IF R<>ASC("Y") AND R<>ASC("N") THEN 1370
1380 ? CHR$(R):RETURN
1400 CLOSE #1:?"Depress [STOP] on tape drive."
1410 ? :? "Press any key to continue..."
1440 GET #2,R:RETURN
1460 ? :? "HIT ANY KEY TO CONTINUE, D=DONE"
1470 GOSUB 1440:?"OK":RETURN

```

VIGIL



VIC

PET/CBM

Exciting new games interactive language

- Easy to learn with 60 powerful commands
- Double density graphics large number display, sound!
- 9 complete programs including - Breakout SpaceWar Art, UFO Maze
- PET/CBM version for OLD/NEW 4.0 ROMs and 8K of memory
- VIC version has color and enhanced sound (req. 3K memory expansion)
- Comprehensive 50 page manual

	U.S. & CANADA	FOREIGN
VIGIL for PET/VIC w/9 games on cassette (diskette add \$3.00)	\$35	\$40
VIGIL User's Manual (refundable with software order)	\$10	\$12
VIGIL Interpreter Listing (8502 Assembler Language)	\$25	\$30

TINY BASIC COMPILER - PET

A true compiler that turns your BASIC program into fast machine code

- Subset of PET BASIC compiles to 8502 machine code. Req. only 8K memory
- Has full floating point capabilities and functions
- Compiler listing available with 16K version (included)
- Can load compiled machine code anywhere in memory

	U.S. & CANADA	FOREIGN
TINY Basic Compiler OLD/NEW 4.0 ROMs/8032 with 8K memory	\$25	\$30
TINY Basic User's Manual (refundable with software order)	\$ 5	\$ 7



PET & APPLE II USERS TINY PASCAL

Structured language alternative to BASIC for PET or APPLE II includes

- LINE EDITOR - creates, modifies and maintains source language
- COMPILER - converts your source to an executable P code format
- INTERPRETER - executes compiled P code. Features built-in TRACE
- CASE-OF WHILE DO IF THEN ELSE REPEAT UNTIL FOR TO DOWN TO PROC FUNC
- Graphics version has more GRAPHICS PLOT POINT TEXT INKEY ABS SQR

APPLE II has hires & hires-COLOR HGRAPHICS HCOLOR HPLOT PDL and TONE

	U.S. & CANADA	FOREIGN
TINY Pascal PLUS GRAPHICS PET 32K NEW 4.0 ROMs/8032/cassette	\$50	\$55
TINY Pascal PLUS GRAPHICS PET 32K NEW 4.0 ROMs/8032/diskette	\$55	\$60
TINY Pascal PLUS GRAPHICS APPLE II 48K and DOS 3.2/3.3	\$50	\$55
TINY Pascal NON GRAPHICS PET 16K/32K NEW 4.0 ROMs diskette	\$35	\$40
TINY Pascal NON GRAPHICS PET 16K/32K NEW 4.0 ROMs cassette	\$40	\$45
TINY Pascal User's Manual (refundable with software order)	\$10	\$12
TINY Pascal 8502 Interpreter Listing GRAPHICS version	\$25	\$30



PIPER-THE MUSIC MACHINE

Here's the simplest way yet to compose, conduct and play music on your VIC/PET. Complete music capability - play all note values, list and edit your music, easily hand repeats and rests. Written in fast machine language. Includes sample compositions and manual. VIC version does not require additional memory. PET version requires external CB2 speaker.

	U.S. & CANADA	FOREIGN
PIPER for PET/VIC on cassette (add \$3.00 for diskette)	\$25	\$30
PIPER User's Manual (refundable with software order)	\$ 5	\$ 7
PIPER 8502 Assembly Listing	\$25	\$30



PET MACHINE LANGUAGE GUIDE

Now in its ninth printing. Learn the hidden talents of your OLD, NEW or 4.0 ROM PET/CBM with this easy to follow manual. Details 30 of the PET's builtin routines.

	U.S. & CANADA	FOREIGN
PET MACHINE LANGUAGE GUIDE for OLD, NEW or 4.0 ROMS	\$9	\$11



Orders prepaid in U.S. Dollars, VISA, MC, ACCESS, etc. Prices include postage.

ABACUS SOFTWARE
P. O. Box 7211
Grand Rapids, Michigan 49510
616 / 241-6610



NEECO

WHY BUY FROM THE BEST?

Service... Support...
Software...



MULTI-CLUSTER

For Commodore Systems, allows 3 CPU's (Expandable to 8) to access a single Commodore Disk MULTI-CLUSTER (3 CPU's) \$ 995
Each Additional CPU (up to 8) . . \$ 250



commodore

16K B (16K RAM-40 Column) - Lim. Qty	\$ 995
32K B (32K RAM-40 Clm.) - Lim. Qty	\$1295
4016 (16K RAM 4.0 Basic-40 Clm.)	\$ 995
4032 (32K RAM 4.0 Basic-40 Clm.)	\$1295
8032 (32K RAM 4.0 Basic-80 Clm.)	\$1495
8050 Dual Disk (1 Meg Storage)	\$1795
4040 Dual Disk (343K Storage)	\$1295
8010 IEEE Modem	\$ 280
C2N Cassette Drive	\$ 75
CBM - IEEE Interface Cable	\$ 40
IEEE - IEEE Interface Cable	\$ 50
VIC 20 Home/Personal Computer	\$ 295

**CALL NEECO
FOR ANY OF YOUR
COMMODORE COMPUTER NEEDS**

EPSON PRINTERS

MX-80 PRINTER	\$ 645
MX-80 FT	\$ 745
MX-100	\$ 945
MX-70	\$ 459
INTERFACE CARDS	
8141 (RS-232)	\$ 75
8150 (2K Buffered RS-232)	\$ 150
8161 (IEEE 488)	\$ 55
8131 (Apple Card)	\$ 85
8230 (Apple Card)	\$ 25
8220 (TRS-80 Cable)	\$ 35

DIABLO 630 PRINTER

DIABLO 630 - Serial - RS-232	\$2710
Tractor Option	\$ 250

AMDEK MONITORS

Video 100 12" B+W	\$ 179
Video 300 12" Green	\$ 249
Color I 13" Low Res	\$ 449
Color II 13" High Res	\$ 999

INTERTEC COMPUTERS

64K Superbrain (360 Disk Storage), CP/M™	\$3495
64K QD Superbrain (700K Disk Storage), CP/M™	\$3995

*CP/M is a registered trademark of Digital Research.



ATARI COMPUTERS

Atari 400 (16K RAM)	\$ 399
Atari 800 (32K RAM) - good thru 8/31	\$1080
Atari 410 RECORDER	\$ 89.95
Atari 810 DISK DRIVE	\$ 599.95

NEECO carries all available ATARI Software and Peripherals.



APPLE

16K APPLE II+	\$1330
32K APPLE II+	\$1430
48K APPLE II+	\$1530
APPLE DISK w/3.3 DOS	\$ 650
APPLE DRIVE Only	\$ 490
APPLE III 128K - In Stock!	
w/Monitor + Info Anlystpak	\$4740

PROFESSIONAL SOFTWARE

WordPro 1 8K	\$ 29.95
WordPro 3 (40 Clm.)16K	\$ 199.95
WordPro 3+	\$ 295
WordPro 4 (80 Clm.) 32K	\$ 375
WordPro 4+	\$ 450

**JUST A SAMPLE OF THE MANY PRODUCTS WE CARRY, CALL US FOR OUR NEW 60-PAGE CATALOG.
WE WILL MATCH SOME ADVERTISED PRICES ON CERTAIN PRODUCTS LISTED UNDER SIMILAR "IN STOCK" CONDITIONS.**



NEECO

679 HIGHLAND AVE.
NEEDHAM, MA 02194

(617) 449-1760

Telex: 951021

MON-FRI 9:00 - 5:00



MasterCharge and VISA Accepted



NEECO

INTRODUCES THE CBM VIC-20 COMPUTER!

C Commodore
breaks the
computer
price barrier —

\$299.95



**CBM VIC-20
PERSONAL
COMPUTER**

VIC-20 SPECIFICATIONS

- 8 colors - built in
 - sound generation - built in
 - programmable function keys
 - 5K memory expandable to 32K
 - standard PETBASIC in ROM
 - full-size typewriter keyboard
 - graphics character set
 - plug-in program/memory cartridges
 - low-priced peripherals
 - joystick/paddles/lightpen
 - self-teaching materials
- * WORKS WITH ANY HOME TELEVISION**



\$74.95

**C2N
TAPE CASSETTE
DRIVE**

CALL NEECO TODAY FOR ADDITIONAL VIC-20 INFORMATION . . .

As the CBM VIC-20 is a "new" product, prices and specifications are subject to change w/o notice.



NEECO

679 HIGHLAND AVE.
NEEDHAM, MA 02194

NEECO WILL MATCH ANY ADVERTISED PRICE ON CBM EQUIPMENT FROM ANY OTHER COMPANY WITH PRODUCT IN STOCK.

(617) 449-1760

Telex: 951021

MON-FRI 9:00 - 5:00
MasterCard and VISA Accepted

Creating A Simple Word Processor

Steve Gradijan
Carrollton, TX

Editor's Note: With minor adjustments, this simple (but effective) word processor will work on Apple, OSI, - any Microsoft BASIC. Described here for the PET/CBM, the author points out which lines to change for other machines. The program is well documented to permit easy adjustment to a variety of printer, disk/tape, etc. configurations.
—RTM

Arnie Lee's LED a Line-oriented Text Editor described in **COMPUTE!** #9 can become a moderately sophisticated word processor with the addition of a few lines. Line 5 enables upper and lower case features of the PET; line 8075 disengages these features and returns the PET to normal mode. Minor modification to line 9050 eliminates the printing of the LED's line oriented identification numbers and allows Commodore printers to print both upper and lower case. The addition of the control character to the string referred to in this line, however, uses one position of the 80 character string limiting the text part of the string to 79 characters, including spaces. Thus, Mr. Lee's 80 character string is shortened in line 10055.

Adding Versatility

Additional program lines give the word processor more versatility. Tab functions or line indentation and simulated line feed are accomplished by lines 145, 146, and 10045. Lines 9025 and 9055 provide the option for double spaced print of copy to the printer.

Lines 235 and 21000 to 21100 set the margins. If the margins are not set at the beginning of a typing session, the program defaults to a 79 character line i.e. no margins. Lines 500, 520, 530, and 570 are modified to accommodate the additional command "s," set margins.

A "bell" is provided to prompt you when only five spaces are left in a line (lines 22000 to 22040). It makes use of the "CB-2 sound" provided at the user port and requires connection of a suitable amplifier/speaker to the PET.

Lines 5 and 8075 are not necessary with the

Commodore CBM's. The upper-lower case and bell functions use POKE statements not compatible with other computers. However, all other modifications should be usable with machines using Microsoft BASIC.

Options And Commands

Additional commands now available include "s" which allows setting margins. "n" establishes a 79 character line and no margins; "s" creates five character wide left and right margins and a 69 character wide field; "m" increases the size of the margins to ten characters and the "l" to fifteen characters in width. "o" allows creation of your own margins, both left and right. You are asked to specify the length of both the left and right margins. If you forget to set the margins at the beginning of the program the margins will default leaving you with a 79 character line. Once set, margins may later be lengthened, but never shortened!

The sub-commands "@" and "@"+ RETURN provide tab functions and line skipping. The sub-command "@" adds five spaces to the text string and is useful as a tab or an indent. It may be used at any time while in a)ppend, i)ndent, or r)eplace functions. To skip a line of text, type "@" followed by the RETURN key.

The option to print the text either single or double spaced is given after requesting the print function p)rint.

The PET keyboard will behave like a normal typewriter after modifying the LED program. The shift key will provide upper case. All punctuation and designators supplied by the PET character set are available except @, which is used for tab functions. Quotation marks are permitted, but they look a little strange when first seen on the CRT screen of the PET. Ignore the funny appearance of anything that you enclose in quotes and depend upon the "bell" to determine the end of the line. Everything within quotes will appear normal when later listed, printed, or saved!

Delete lines 9070 through 9090 from Arnie Lee's original program and you are ready to type a letter, an order, an article for **COMPUTE!** or whatever.

```
0:LIST
0 REM LINE EDITOR (C)1980 ABACUS ~
SOFTWARE
3 REM FROM FEBRUARY 1981 COMP
UTE
4 REM MODIFIED BY STEVE GRADIJA
N, CARROLLTON, TEXAS
5 POKE59468,14:REM ENABLE UPPER ~
& LOWER CASE
10 DIMT$(500):REM BUFFER SPACE
20 L$="":REM CURENT LINE
30 LL=1:REM LAST LINE #
```

JINSAM

Data Manager selected by NASA, Kennedy Space Center

SAVE TIME! SAVE MONEY!

JINSAM saves taxpayers
100's of thousands of \$



"Much more powerful than
you can imagine!"

Robert Baker
Kilobaud Microcomputing

JINSAM is an integrated system. It makes it easy to use your information to its fullest. No more will hundreds of valuable hours be spent searching or analyzing needed information nor re-entering information for various reports.

JINSAM transforms your desk-top computer into the "state of the art" data processing machine with features and accessories found nowhere, even at 10 times the price. NASA, Kennedy Space Center selected JINSAM 8.0 and saved approximately \$95,000 over other software/hardware costs. Riley County, Kansas also selected JINSAM 8.0 and saved approximately \$90,000 over other software/hardware costs.

JINSAM is designed for you. It is forgiving. It has help commands for every option, available at the touch of a button. The amount of information you store, its structure and/or your hardware can change but your data won't have to be re-entered. Recovery utilities are included even for catastrophes, security passwords are built in for privacy, simple editing and entry includes auto recall, and deleting records is easy and the space is reclaimed. JINSAM includes TWO FREE accessories for reports and labels. You have unlimited report formats with summing and lined up decimals and the label printer prints up to 5 across - any size and even allows single envelopes or index cards.

JINSAM 1.0 allows fast and easy file handling, manipulation and report generation for any CBM computer with CBM 2040 disk drive. It features a menu for ease, has encrypted passwords, 3 deep sorts, .5 to 3 second recall.

JINSAM 4.0 for CBM 4000 series adds JINSORT, user accessible machine sort of 1000 records in 15 seconds, compaction/expansion of information, automatic list maintenance, unlimited number of fields, unlimited record length and much more.

JINSAM 8.0 for CBM 8000 series has all 4.0 features plus unlimited sort, horizontal format, and search by key or record number.

JINSAM 8.2, NEW FOR '82 expands 8.0 capabilities by adding information search by word, key or record number and machine language print, format and manipulation routines.

- ★ CUSTOM DATA FILES
- ★ CUSTOM REPORTS/LABELS
- ★ KEYED RANDOM ACCESS
- ★ FAST/EASY/MENU DRIVEN
- ★ MULTIPLE SEARCH KEYS
- ★ PRIVACY ACCESS CODES
- ★ WILD CARD SEARCH

JINSAM EXECUTIVE version (soon to be released) is our most powerful professional system for the CBM 8000 and 9000 series. Executive will have 8.2 extended features plus allow multiple users with in-use lockout protection, executive command files, automatic math relations, join, merge or link files, greatly increased record capacity and machine information search by word, as well as by key or record number and many, many more features.

There are currently 7 more interfacing modules - and more under development, including independent interfaces between JINSAM and business packages for your G/L, A/R, A/P needs. We announce the availability of modules and enhancements in JINSAM's quarterly newsletter.

WORDPROPAC - Intelligent interface for WordPro 3, 3+, 4, 4+, creates lists of information from JINSAM files. It allows up to 10 conditions based on each item of information. Produce individualized letters, report cards, special reports, checks, invoices, etc.

MULTI-LABEL - Prints multiple labels per record with up to 2 lines for messages and consecutive numbering. Produce inventory, caution labels, bulk mail labels, etc.

MATHPACK - global calculator/editor +, -, *, /, by another field or constant; null (remove contents) of a field or replace contents of a field with any word, number or phrase. Sum multiple fields in each record or running sum of single field in all records. Extract information or effect permanent change. Replace in the same field or place in a waiting field.

DESCRIPTIVE STATPACK - Determine MEAN, MEDIAN, MODE, STANDARD DEVIATION, VARIANCE, RANGE. Generate HISTOGRAMS from 1 to 25 steps, and produce Z-SCORE reports.

ADVANCED STATPACK - (You must also acquire DESCRIPTIVE STATPACK) Generate one, two or three way CROSSTABS (number of occurrence) CHI SQUARE, LINEAR REGRESSION, with graphic representation and prediction, LINEAR CORRELATION and SIMPLE ANALYSIS OF VARIANCE.

CALCPACK - 2 way interface to VisiCalc or any user program. It lets you use VisiCalc for complex manipulation, editing, placing results in JINSAM for sorting, storing or moving data to WordPro as well as giving the ability for exchange with your own applications.

INTERAC - Interface which can read VisiCalc files, WordPro files and almost any sequential files

to build JINSAM databases automatically. For example: You could "download" information on holerith cards to sequential files and INTERAC would place them into JINSAM files.

All accessories are accessed thru the JINSAM menu and require security password to gain entrance.

JINSAM gives you FREEDOM OF CHOICE. Start with JINSAM 1.0 and upgrade hardware and data at any time. Choose from accessories at any time. The JINSAM Newsletter brings the latest updates, user input and uses and keeps an eye on the future.

JINSAM stands alone by placing "a lot of potential computing power in one integrated program package" (Fred Klein, Ferson div of Bausch & Lomb). "The JINSAM package is justification for buying a system no matter what the hardware, be it Vector or Commodore or whatever the system" (Larry Colvin, Micro Computer Systems). It is a "grandfather" in this young field. JINSAM EXECUTIVE will be the third generation in development. All JINSAM systems are sophisticated and flexible yet easy to use. JINSAM is saving its users valuable time and money in government, educational and research institutions, business and industry worldwide.

JINSAM is a Commodore approved product. See your local dealer for a demonstration.

JINSAM is a trademark of JINI MICRO-SYSTEMS, Inc.
WordPro is a trademark of Professional Software, Inc.
VisiCalc is a trademark of Professional Software, Inc.
CBM is a trademark of Commodore Business Machines, Inc.

JINSAM Data Manager

- Additional Information and nearest dealer
- Newsletter Subscription (\$5 US/\$8 Worldwide)
- JINSAM Demo Disk (\$15, plus shipping & tax)
- User's Guide (\$40.00, plus shipping & tax)

Please send to:

Name _____

Position _____

Company _____

Address _____

City, State, Zip _____

Phone () _____

Computer, Disk _____

Application _____

JINI MICRO-SYSTEMS, Inc.

Box 274C • Kingsbridge Station
Riverdale, New York 10463

(212) 796-6200

Dealer Inquiry Welcome

```

40 SP$=" ":DL$=CHR$(20)
45 M=79:REM DEFAULT TEXT STRING LENGTH
50 EE=0:REM DISKERROR CHANNEL CLOSED
60 PR=0
90 REM POKEL44,49:REM DISABLE STOP KEY
100 PRINT"{CLEAR}      {REV}ABACUS SOFTWARE LINE EDITOR"
110 PRINT"{02 DOWN}    FUNCTIONS:"
130 PRINT
140 PRINTTAB(8);"A)PPEND-TO END OF TEXT"
145 PRINTTAB(10);"@ = 5 SPACE TAB"
146 PRINTTAB(10);"@+{REV}RETURN{OFF} = SKIP LINE
150 PRINTTAB(8);"C)HANGE-STRING
160 PRINTTAB(8);"D)ELETE LINE(S)
170 PRINTTAB(8);"F)ILER COMMANDS
180 PRINTTAB(8);"I)NSERT BEFORE LINE
190 PRINTTAB(8);"L)IST LINE(S)
200 PRINTTAB(8);"M)ENU DISPLAY
210 PRINTTAB(8);"P)RINT LINES(S)
220 PRINTTAB(8);"Q)UIT LINE EDITOR
230 PRINTTAB(8);"R)EPLACE LINE
235 PRINTTAB(8);"S)ET MARGINS
240 PRINT:PRINT"    ENTER SELECTION
-> ";
250 GOTO510
500 PRINT:PRINT"{REV}ENTER{OFF} A,C,D,F,I,L,P,Q,R,S,M)ENU->";

510 GETA$:IFA$=""THEN510
520 J=0:FORI=1TO11
530 IFA$=MID$("ACDFILRMQPS",I,1)THENJ=I:I=11
540 NEXTI
550 PRINTA$
560 IFJ=0 THEN500
570 ONJGOTO1000,2000,3000,4000,5000,6000,7000,100,8000,9000,21000
1000 PRINT
1005 PRINT"{REV}APPEND{OFF} TO END OF TEXT"
1010 PRINT:PRINT LL">";
1020 GOSUB10000
1030 IFLEN(L$)=0THEN500
1040 T$(LL)=L$
1050 LL=LL+1
1060 GOTOL010
2000 REM CHANGE STRING
2010 PRINT:PRINT"{REV}CHANGE{OFF}";:GOSUB16000
2020 IFHI=0THEN500
2025 PRINT"{REV}CHANGE{OFF} STRING->";:GOSUB10000
2030 L=LEN(L$)
2040 IFL=0THEN500
2050 IFL<4THEN2000
2060 DM$=LEFT$(L$,1):REM DELIMITER
2070 IFRIGHT$(L$,1)<>DM$THEN2000
2080 J=0:FORI=2TOL-1
2090 IFMID$(L$,I,1)=DM$THENJ=I
2100 NEXTI
2110 IFJ=0THEN2000
2120 IFJ=2THEN2000
2130 FR$=MID$(L$,2,J-2)
2140 IFJ+1=LTHENTSS$="":GOTO2160
2150 TS$=MID$(L$,J+1,L-J-1)
2160 F=LEN(FR$)
2170 FORI=1TOHI
2180 T=LEN(T$(I)):S=1:NL$=""
2190 FORJ=1TOT-F+1
2200 IFMID$(T$(I),J,F)<>FR$THEN2230
2210 NL$=NL$+MID$(T$(I),S,J-S)+TSS$
2220 S=J+F:J=S-1
2230 NEXTJ
2240 IFS<>1THENNLS=NL$+RIGHT$(T$(I),T-S+1):T$(I)=NL$
2250 NEXTI
2260 GOTO500
3000 REM DELETE LINES
3005 PRINT:PRINT"{REV}DELETE{OFF} ";:GOSUB16000:REM GET RANGE
3010 IFNOTDFTHEN3015:REM NOT DEFAULT ON ENTIRE FILE
3011 PRINT"{REV}DELETE{OFF} ENTIRE FILE? ";
3012 GETA$:IFA$=""THEN3012
3013 PRINTA$:IFA$="N"THEN500
3014 IFA$<>"Y"THEN3011
3015 IFHI>LL-1THEN500
3020 IFHI=LL-1THENLL=LO:GOTO500
3030 J=HI-LO+1
3040 FORI=1TOTOLL-J-1
3050 T$(I)=T$(I+J)
3060 NEXTI
3070 LL=LL-(HI-LO)-1
3080 GOTO500
4000 REM FILLER
4010 PRINT"{DOWN}{REV}FILER{OFF} ENTER LOAD OR SAVE-> ";
4020 GETA$:IFA$=""THEN4020
4030 IFA$<>"L"ANDA$<>"S"THENPRINT:GOTO4000
4040 PRINTA$:M$=A$
4050 PRINT"{REV}ENTER{OFF} FILENAME-> ";
4070 GOSUB10000
4075 IFLEN(L$)=0THEN500
4076 IFLEN(L$)>12THEN4050
4080 FI$=L$
4090 PRINT"{REV}ENTER{OFF} DISK OR TAPE-> ";
4100 GETA$:IFA$=""THEN4100
4110 PRINTA$
4120 IFA$<>"D"ANDA$<>"T"THEN4090
4130 IFA$="D"THEN4160
4140 IFM$="L"THEN4400
4150 GOTO4200
4160 DR$="" :IFLEFT$(FI$,2)<>"0:"ANDLEFT$(FI$,2)<>"1:"THENDR$=""0:"
4170 GOTO4600
4200 REM TAPE SAVE
4210 IFL=1THENPRINT"NO FILE TO SAVE":GOTO500
4220 OPEN2,1,2,FI$+".SOURCE"

```



```

4230 FORI=1TOLL-1
4240 FORJ=1TOLEN(T$(I))
4250 PRINT#2,MID$(T$(I),J,1);
4260 NEXTJ
4270 PRINT#2,CHR$(255);
4280 NEXTI
4290 CLOSE2
4300 PRINTSPC(6);FI$;" SAVED"
4310 GOTO500
4400 REMTAPE LOAD
4410 OPEN2,1,0,FI$+".SOURCE"
4430 LL=0:REMLINE COUNT
4440 LL=LL+1:T$(LL)=" "
4450 GET#2,A$
4460 IFST=64THEN4500:REM END OF FILE
4465 IFST<>0THEN PRINT"*** LOAD ERRO
R ***":GOTO500
4470 IFA$=CHR$(255)THEN4440:REM END ~
OF LINE
4480 T$(LL)=T$(LL)+A$
4490 GOTO4450
4500 CLOSE2
4510 PRINTSPC(6);FI$;" LOADED"
4520 LL=LL+1
4530 GOTO500
4600 REM DISK SAVE
4610 IFM$="L"THEN4800
4620 IFLL=1THENPRINT"NO FILE TO SAVE
":GOTO500
4630 FL$="@0"+DR$+FI$+".SOURCE,S,W"
4640 OPEN2,8,2,FL$
4650 GOSUB20000:REM ERROR CHECK
4660 FORI=1TOLL-1
4670 FORJ=1TOLEN(T$(I))
4680 PRINT#2,MID$(T$(I),J,1);
4690 NEXTJ
4700 PRINT#2,CHR$(255)
4710 NEXTI
4720 CLOSE2
4730 PRINTSPC(6);FI$;" SAVED"
4740 GOTO500
4800 REM DISK LOAD
4810 FL$=DR$+FI$+".SOURCE,S,R"
4820 OPEN2,8,2,FL$
4830 GOSUB20000:REM ERROR CHECK
4835 IFE1<>0THEN500
4840 LL=0:REM LINE COUNT
4850 LL=LL+1:T$(LL)=" "
4860 GET#2,A$
4870 IFST=64THEN4500:REM END OF FILE
4880 IFST<<>0THENGOSUB20000:GOTO500
4890 IFA$=CHR$(255)THEN4850:REM END ~
OF LINE
4900 T$(LL)=T$(LL)+A$
4910 GOTO4860
4920 CLOSE2
4930 PRINTSPC(6);FI$;" LOADED"
4940 LL=LL+1
4950 GOTO500
5000 REM INSERT LINE
5010 PRINT:PRINT"{REV}INSERT{OFF} BE
FORE ";:GOSUB17000:REM GET
LINE #
5015 IFLO>LLORLO<1THEN5000
5020 PRINT:PRINTLO;">";
5030 GOSUB10000:REM READ LINE
5040 IFLEN(L$)=0THEN500
5050 LL=LL+1
5060 FORI=LLTOLOSTEP-1
5070 T$(I)=T$(I-1)
5080 NEXTI
5090 T$(LO)=L$
5100 LO=LO+1
5110 GOTO5020
6000 REM LIST LINES
6010 PRINT:PRINT"{REV}LIST{OFF} ";:G
OSUB16000:REM GET RANGE
6020 IFHI=0THEN500
6030 SS$="N":PRINT:FORI=LOTOHI:REM P
ERFORM LIST
6040 PRINTI;">";T$(I)
6050 GETA$:IFA$=CHR$(18)THENFORJ=1TO
1024:NEXTJ
6060 IFA$<>CHR$(3)THEN6110
6070 SS$="Y"
6080 GETA$:IFA$=CHR$(13)THENSS$="N":
GOTO6110
6090 IFA$<>CHR$(32)THEN6070
6100 GOTO6120
6110 IFSS$="Y"THEN6070
6120 NEXTI
6130 GOTO500
7000 REM REPLACELINE
7010 PRINT:PRINT"{REV}REPLACE{OFF} "
;:GOSUB17000:REM GET LINE#
7020 IFLO>=LLORLO<1THEN7000
7030 PRINT:PRINTLO,">";
7040 GOSUB10000:REM RED LINE
7050 IFLEN(L$)=0THEN500
7060 T$(LO)=L$
7070 GOTO500
8000 REM QUIT
8010 PRINT:PRINT" {REV}LEAVE EDI
TOR-ARE YOU SURE?{OFF} ";
8020 GETA$:IFA$=""THEN8020
8030 PRINTA$
8040 IFA$<>"Y"ANDA$<>"N"THEN8000
8050 IFA$="N"THEN500
8060 PRINT:PRINT" {REV}** END L
INE EDITOR **{OFF}"
8070 POKE144,46:REM ENABLE STOP KEY
8075 POKE59468,12:REM ENABLE UPPERCA
SE AND GRAPHICS
8080 END
9000 REM PRINT LINE
9010 IFPR=0THENPR=4:OPENPR,PR
9020 PRINT:PRINT"{REV}PRINT{OFF} ";:
GOSUB16000:REM GET RANGE
9025 INPUT"NUMBER OF SPACES BETWEEN ~
LINES(1-2)";S1
9030 IF HI=0THEN500
9040 FORI=LOTOHI:REM PERFORM PRINT
9050 PRINT#PR,SPC(SP)"{DOWN}"+T$(I)
9055 IFS1=2THENPRINT#PR:REM DOUBLE S
PACE
9060 NEXTI
9065 GOTO9100:REM *** TO GET RID O
F JUNK ***
9070 PRINT#PR
9080 PRINT#PR,"***";LL-1;"LINES IN B

```

DYNACOMP

Quality software for*:

ATARI
PET
APPLE II Plus

TRS-80 (Level II)**
NORTH STAR
CP/M Disks/Diskettes
(see Availability box)

CARD GAMES

- BACCARAT (Atari only)** Price: \$19.95 Cassette/\$22.95 Diskette
This is the European card game which is the favorite of the Monte Carlo jet set. Imagine yourself at the gaming table with 007 to your left and Goldfinger to your right. Learn and play BACCARAT at your leisure on the Atari. Contains full high resolution color graphics and matching sound. Runs in 16K. Requires one joystick.
- GIN RUMMY (Apple only)** Price: \$18.95 Cassette/\$22.95 Diskette
This is the best micro computer implementation of GIN RUMMY existing. The computer plays exceptionally well, and the HIRES graphics are superb. What else can be said?
- POKER PARTY (Available for all computers)** Price: \$17.95 Cassette/\$21.95 Diskette
POKER PARTY is a draw poker simulation based on the book, POKER, by Oswald Jacoby. This is the most comprehensive version available for microcomputers. The party consists of yourself and no other (computer) players. Each of these players (you will get to know them) has a different personality in the form of a varying propensity to bluff or fold under pressure. Practice with POKER PARTY before going to that expensive game tonight! Apple cassette and diskette versions require a 32k (or larger) Apple II.
- CRIBBAGE 2.0 (TRS-80 only)** Price: \$14.95 Cassette/\$18.95 Diskette
This is simply the best cribbage game available. It is an excellent program for the cribbage player in search of a worthy opponent as well as for the novice wishing to improve his game. The graphics are superb and assembly language routines provide rapid execution. See the software review at Software Critique.

THOUGHT PROVOKERS

- MANAGEMENT SIMULATOR (Atari, North Star and CP/M only)** Price: \$19.95 Cassette/\$23.95 Diskette
This program is both an excellent teaching tool as well as a stimulating intellectual game. Based upon similar games played at graduate business schools, each player or team controls a company which manufactures three products. Each player attempts to outperform his competitors by setting selling prices, production volumes, marketing and design expenditures etc. The most successful firm is the one with the highest stock price when the simulation ends.
- FLIGHT SIMULATOR (Available for all computers)** Price: \$17.95 Cassette/\$21.95 Diskette
A realistic and extreme mathematical simulation of take-off, flight and landing. The program utilizes aerodynamic equations and the characteristics of a real airfoil. You can utilize instrument approaches and navigation using radars and compass headings. The more advanced flyer can also perform loops, half-rolls and similar aerobatic maneuvers. Although this program does not employ graphics, it is exciting and very addictive. See the software review in COMPUTRONICS. Runs in 16K Atari.
- VALDEZ (Available for all computers)** Price: \$15.95 Cassette/\$19.95 Diskette
VALDEZ is a computer simulation of supermarine navigation in the Prince William Sound. Valdez Narrows region of Alaska included in this simulation is a realistic and extensive 256 x 256 element map, portions of which may be viewed using the ship's alphanumeric radar display. The motion of the ship itself is accurately modeled mathematically. The simulation also contains a model for the tidal patterns in the region, as well as other traffic (outgoing tankers and drifting iceberg). Chart your course from the Gulf of Alaska to Valdez Harbor! See the software review in 80 Software Critique and Personal Computing.
- BACKGAMMON 2.0 (Atari, North Star and CP/M only)** Price: \$14.95 Cassette/\$18.95 Diskette
This program tests your backgammon skills and will also improve your game. A human can compete against a computer or against another human. The computer can even play against itself. Either the human or the computer can double or generate die rolls. Board positions can be created or saved for replay. BACKGAMMON 2.0 plays in accordance with the official rules of backgammon and is sure to provide many fascinating sessions of backgammon play.
- CHECKERS 3.0 (PET only)** Price: \$16.95 Cassette/\$20.95 Diskette
This is one of the most challenging checkers programs available. It has 10 levels of play and allows the user to change skill levels at any time. Although providing a very tough game at level 4-6, CHECKERS 3.0 is practically unbeatable at levels 9 and 10.
- CHESS MASTER (North Star and TRS-80 only)** Price: \$19.95 Cassette/\$23.95 Diskette
This complete and very powerful program provides five levels of play. It includes castling, en passant captures and the promotion of pawns. Additionally, the board may be preset before the start of play, permitting the examination of "book" plays. To maximize execution speed, the program is written in assembly language (by SOFTWARE SPECIALISTS of California). Full graphics are employed in the TRS-80 version, and two widths of alphanumeric display are provided to accommodate North Star users. See review in onComputing.
- LEM LANDER (32K Apple Disk only)** Price: \$16.95 Diskette
Pilot your LEM LANDER to a safe landing on any of nine different surfaces ranging from smooth to treacherous. The game paddles are used to control craft attitude and thrust. This is a real-time high rez challenge!
- FOREST FIRE! (Atari only)** Price: \$16.95 Cassette/\$20.95 Diskette
Using excellent graphics and sound effects, this simulation puts you in the middle of a forest fire. Your job is to direct operations to put out the fire while compensating for changes in wind, weather and terrain. Not protecting valuable structures can result in startling penalties. Life-like variables are provided to make FOREST FIRE! very suspenseful and challenging. No two games have the same setting and there are 3 levels of difficulty.
- SPACE EVACUATION! (Apple, Atari and TRS-80 only)** Price: \$15.95 Cassette/\$19.95 Diskette
Can you colonize the galaxy and evacuate the Earth before the sun explodes? Your computer becomes the ship's computer as you explore the universe to relocate millions of people. This simulation is particularly interesting as it combines many of the exciting elements of classic space games with the mystery challenge of ADVENTURE.
- MONARCH (Atari only)** Price: \$11.95 Cassette/\$15.95 Diskette
MONARCH is a fascinating economic simulation requiring you to survive as a 5-year term as your nation's leader. You determine the amount of acreage devoted to industrial and agricultural use, how much food to distribute to the populace and how much should be spent on pollution control. You will find that all decisions involve a compromise and that it is not easy to make everyone happy. Runs in 16K Atari.
- CHOMPALO (Atari only)** Price: \$11.95 Cassette/\$15.95 Diskette
CHOMPALO is really two challenging games in one. One is similar to NIM; you must bite off part of a cookie, but avoid taking the poisoned portion. The other game is the popular board game REVERSI! It fully uses the Atari's graphics capability, and is hard to beat. This package will run on a 16K system.
- SPACE LANES (Available for all computers)** Price: \$18.95 Cassette/\$14.95 Diskette
SPACE LANES is a simple but exciting space transportation game which involves up to four players (including the computer). The object is to form and expand space transportation companies in a competitive environment. The goal is to amass more net worth than your opponent! The economy includes stock purchases and company mergers. Watch your wealth grow!

AVAILABILITY

DYNACOMP software is supplied with complete documentation containing clear explanations and examples. Unless otherwise specified, all programs will run within 16K program memory space (ATARI requires 24K). Except where noted, programs are available on ATARI, PET, TRS-80 (Level II) and Apple (Applesoft) cassette and diskette as well as North Star single density (double density compatible) diskette. Additionally, most programs can be obtained on standard IBM 3740 single density/double density compatible format 5 1/4" CP/M floppy disks for systems running under BASIC (for example, Altos, Xerox 820 and many others). 5 1/4" CP/M diskettes are available for the North Star and Osborne computer systems.

*ATARI, PET, CBM, NORTH STAR, CP/M, IBM, OSBORNE and XEROX are registered trademarks and/or trade marks.

**Except where noted, all TRS-80 Model I software is available on cassette (only) for the TRS-80 Model III. Exceptions: VALDEZ, CRIBBAGE, GRAPHX, CHESSMASTER. TRS-80 diskettes are not supplied with either DOS or BASIC.

DYNACOMP OFFERS THE FOLLOWING

- Widest variety
- Guaranteed quality
- Fastest delivery
- Friendly customer service
- Free catalog
- 24 hour order phone

AND MORE...

- STARTREK 3.2 (Available for all computers)** Price: \$11.95 Cassette/\$15.95 Diskette
This is the classic Star Trek simulation, but with several new features. For example, the Klingons now shoot at the Enterprise without warning while attacking starbases in other quadrants. The Klingons also attack with both light and heavy cruisers and move when shot at! The situation is hectic when the Enterprise is besieged by three heavy cruisers and a starbase. 5.0 is new! See The Klingons get even! See the software review in A N A L O G , 80 Software Critique and Game Merchandising.
- BLACK HOLE (Apple only)** Price: \$14.95 Cassette/\$18.95 Diskette
This is an exciting graphical simulation of the problems involved in closely observing a black hole with a space probe. The object is to enter and maintain, for a prescribed time, an orbit close to a small black hole. This is to be achieved without coming so near the anomaly that the tidal stress destroys the probe. Control of the craft is realistically simulated using wide jets for rotation and main thrusters for acceleration. This program employs Hi-Res graphics and is educational as well as challenging.
- SPACE TILT (Apple and Atari only)** Price: \$18.95 Cassette/\$14.95 Diskette
Use the game paddles to tilt the plane of the TV screen to "roll" a ball into a hole in the screen. Sound complete! Not when the hole gets smaller and smaller! A built-in timer allows you to measure your skill against others in the habit-forming action game.
- ESCAPE FROM VOLANTINIUM (Atari only)** Price: \$15.95 Cassette/\$19.95 Diskette
Bring the action and excitement of an arcade into your home with ESCAPE FROM VOLANTINIUM! To escape you must maneuver your space ship around obstacles and beat the dragon (without being eaten). If he is killed with a direct shot (not just a lag looped off), a door opens to the outside. However, the door does not stay open indefinitely. If you fail to escape in time, the door closes and a new dragon appears. Sometimes you can smash through the door by repeatedly charging away at it. Other times it is impervious. At the higher levels of play more obstacles and dragons appear, adding to the excitement. Uses high resolution graphics and sound. Runs in 16K.
- ALPHA FIGHTER (Atari only)** Price: \$14.95 Cassette/\$18.95 Diskette
Two excellent graphics and action programs in one! ALPHA FIGHTER requires you to destroy the alien starships passing through your sector of the galaxy. ALPHA BASE is the path of an alien UFO invasion; let five UFO's get by and the game ends. Both games require the joystick and get progressively more difficult the higher you score! ALPHA FIGHTER will run on 16K systems.
- THE RINGS OF THE EMPIRE (Atari only)** Price: \$16.95 Cassette/\$20.95 Diskette
The empire has developed a new battle station protected by rotating rings of energy. Each time you blast through the rings and destroy the station, the empire develops a new station with more protective rings. This exciting game runs on 16K systems, employs extensive graphics and sound and can be played by one or two players.
- INTRUDER ALERT (Atari only)** Price: \$14.95 Cassette/\$20.95 Diskette
This is a fast paced graphics game which places you in the middle of the "Dreadnaid" having just stolen its plans. The droids have been alerted and are directed to destroy you at all costs. You must find and enter your ship to escape with the plans. Five levels of difficulty are provided. INTRUDER ALERT requires a joystick and will run on 16K systems.
- MIDWAY (Atari only)** Price: \$14.95 Cassette/\$18.95 Diskette
MIDWAY is an exciting extension of the game Battleship. It mixes the challenges of strategy and chance. Your opponent can be another human or the computer. Color graphics and sound are both included. Runs in 16K.
- TRIPLE BLOCKADE (Atari only)** Price: \$14.95 Cassette/\$18.95 Diskette
TRIPLE BLOCKADE is a two to three player graphics and sound action game. It is based on the classic video arcade game where a mission have enjoyed. Using the Atari joystick, the object is to detect your blockade line around the screen without running into your opponent(s). Although the concept is simple, the combined graphics and sound effect lead to "high anxiety".
- GAMES PACK I (Available for all computers)** Price: \$14.95 Cassette/\$18.95 Diskette
GAMES PACK I contains the classic computer games of BLACKJACK, LUNAR LANDER, CRAPS, HORSESHOE, SWITCH and more. These games have been combined into one large program for ease in loading. They are individually accessible by a convenient menu. This collection is worth the price just for the DYNACOMP version of BLACKJACK.
- GAMES PACK II (Available for all computers)** Price: \$18.95 Cassette/\$14.95 Diskette
GAMES PACK II includes the games CRAZY EIGHTS, JOTTO, ACEY-DUCEY, LUFF, WUMPUS and others. As with GAMES PACK I, all the games are loaded as one program and are called from a menu. You will particularly enjoy DYNACOMP's version of CRAZY EIGHTS.
Why pay \$7.95 or more per program when you can buy a DYNACOMP collection for just \$10.95?
- MOON PROBE (Atari and North Star only)** Price: \$11.95 Cassette/\$15.95 Diskette
This is an extremely challenging "linear ladder" program. The user must drop from orbit to land at a predetermined target on the moon's surface. You control the thrust and orientation of your craft plus direct the rate of descent and approach angle. Runs in 16K Atari.
- SPACE TRAP (Atari only, 16K)** Price: \$14.95 Cassette/\$18.95 Diskette
This action-packed "arcade" game places you near a black hole. You control your spacecraft using the joystick and attempt to blast as many of the alien ships as possible before the black hole closes about you.
- CHIMP INVADERS (PET/CBM only)** Price: \$14.95 Cassette/\$18.95 Diskette
CHIMP INVADERS is an addictive game using action graphics. A Federation space station must be defended before the Chimps conquer the Earth. Stationary obstacles, moving meteors, and the attacking Chimps must all be avoided for a successful journey. Good luck.

ADVENTURE

- CRANSTON MANOR ADVENTURE (North Star and CP/M only)** Price: \$29.95 Diskette
At last! A comprehensive Adventure game for North Star and CP/M systems. CRANSTON MANOR ADVENTURE takes you into a mysterious CRANSTON MANOR where you attempt to gather fabulous treasures. Living in the manor are wild animals and robots who will not give up the treasures without a fight. The number of rooms is greater and the associated descriptions are much more elaborate than the current popular series of Adventure programs, making this game the top in its class. Play can be stopped at any time and the status stored on diskette. Not available in 5 1/4" CP/M format.
- GUMBALL RALLY ADVENTURE (North Star only, 48K)** Price: \$21.95 Diskette
Take part in this outlaw race from the east coast to the west coast. The goal is to find your way to the finish line while maintaining the highest possible speed. You may choose one of five cars available at the garage. The choice will affect your speed and range. Remember to take spare parts and don't get caught speeding!
- UNCLE HARRY'S WILL (North Star only, 40K)** Price: \$24.95 Diskette
Uncle Harry has died and has left you everything. However, he has neglected to mention where everything is! Instead, he will consist of a poem which contains clues. You will have to travel all over the United States both by car and on foot to solve the puzzle, and there are over 300 locations to probe. Be careful and watch out for red herrings!

SPEECH SYNTHESIS

DYNACOMP is now distributing the new and revolutionary TYPE-N-TALK™ (TNT) speech synthesizer from Vozara. Simply connect TNT to your computer's serial interface, enter text from the keyboard and hear the words spoken. TNT is the easiest-to-program speech synthesizer on the market. It uses the least amount of memory and provides the most flexible vocabulary available anywhere!

List price \$375. DYNACOMP's price \$329.95. Please add \$10.00 for shipping and handling.

- TALK TO ME (TNT) Atari only, 24K** Price: \$14.95 Cassette/\$18.95 Diskette
This program provides a superb solution to speech synthesis using the Atari 800 and TYPE-N-TALK™. TALK TO ME will illustrate normal word aggregation as well as phoneme generation. The documentation includes many helpful programming tips.

MISCELLANEOUS

- CRYSTALS (Atari only)** Price: \$ 9.95 Cassette/\$13.95 Diskette
A unique algorithm randomly produces fascinating graphics displays accompanied with tones which vary as the patterns are built. No two patterns are the same, and the combined effect of the sound and graphics are mesmerizing. CRYSTALS has been used in local stores to demonstrate the sound and color features of the Atari. Runs in 16K Atari.
- NORTH STAR SOFTWARE EXCHANGE (NSSE) LIBRARY**
DYNACOMP now distributes the 23 volume NSSE library. These diskettes each contain many programs and offer an out-standing value for the purchase price. They should be part of every North Star user's collection. Call or write DYNACOMP for details regarding the contents of the NSSE collection.
Price: \$8.95 each/\$7.95 each (4 or more)
The complete collection may be purchased for \$169.95.

BUSINESS and UTILITIES

MAILMASTER (Atari diskette only) Price: \$39.95 Diskette
MAILMASTER is a very versatile software package for managing and manipulating mail lists and mass data bases. Each disc can hold over 700 customer entries containing name, address, three 3-letter key words and a phone number. The display is marked so that entries may be made and edited with ease. The status (e.g., disk space left, options, etc.) is shown at all times. Labels may be printed 1.2 or 1.9, and all sorting (zip code and alphabetic) is performed by a fast machine language program.

SORTIT (North Star only) Price: \$29.95 Diskette
SORTIT is a general purpose sorting program written in 8086 assembly language. This program will sort sequential data files generated by NORTH STAR BASIC. Primary and optional secondary keys may be numeric or one to nine character strings. SORTIT is easily used with files generated by DYNACOMP's MAIL LIST program and is very versatile in its capabilities for all other BASIC data file sorting.

PERSONAL FINANCE SYSTEM (Atari and North Star only) Price: \$39.95 Diskette
PFS is a single diskette, menu-oriented system composed of ten different programs. Besides recording your expenses and tax deductible items, PFS will sort and summarize expenses by payer, and display information on expenditures by any of 26 user defined codes by month or by payer. PFS will even produce monthly bar graphs of your expenses by category! This powerful package requires only one disk drive, minimal memory (24K Atari, 32K North Star) and will store up to 600 records per disk (and over 1000 records per disk by making a few simple changes to the program). You can record checks plus cash expenses so that you can finally see where your money goes and eliminate guesswork and tedious hand calculations. Contains high speed machine language sort.

FAMILY BUDGET (Apple and Atari only) Price: \$34.95 Diskette
FAMILY BUDGET is a very convenient financial record-keeping program. You will be able to keep track of cash and credit expenditures as well as income on a daily basis. You can record tax deductible items and charitable donations. FAMILY BUDGET also provides a continuous record of all credit transactions. You can make daily cash and charge entries to any of 21 different expense accounts as well as 5 payroll and tax accounts. Data are easily retrieved giving the user complete control over an otherwise complicated (and unorganized!) subject.

INTELINK (Atari only) Price: \$49.95 Diskette
This software package contains a menu-driven collection of programs for facilitating efficient two-way communications and data through a full duplex modem (required for use). In one mode of operation you may connect to a data service (e.g., THE SOURCE or MicroNet) and quickly load data such as stock quotations onto your diskette for later viewing. This greatly reduces "connect time" and thus the service charge. You may also record the complete contents of a communications session. Additionally, programs in BASIC, FORTRAN, etc. may be built off-line using the support text editor and later "loaded" to another computer, making the Atari a very smart terminal. Even Atari BASIC programs may be uploaded. Further, a command file may be built off-line and used later as controlling input for a time-share system. That is, you can set up your sequence of time-share commands and programs, and the Atari will transmit them as needed, batch processing. All this adds up to saving both connect time and your time.

TEXT EDITOR II (CP/M) Price: \$29.95 Diskette/\$33.45 Disk
This is the second release version of DYNACOMP's popular TEXT EDITOR I and contains many new features. With TEXT EDITOR II you may build text files in chunks and assemble them for later display. Blocks of text may be appended, inserted or deleted. Files may be saved on disk/diskette in right justified/centered format to be later printed by other TEXT EDITOR II or the CP/M ED facility. Further, ASCII CP/M files (including BASIC and assembly language programs) may be read by the editor and processed. In fact, text files can be built using ED and later formatted using TEXT EDITOR II. All in all, TEXT EDITOR II is an inexpensive, easy to use, but very flexible editing system.

DFILE (Atari and North Star diskettes only) Price: \$19.95
This handy program allows North Star and Atari disks users to maintain a specialized data base of all files and programs in the stack of disks which invariably accumulate. DFILE is easy to set up and use. It will organize your disks to provide efficient locating of the desired file or program.

FINDIT (North Star only) Price: \$19.95
This is a three-in-one program which maintains information accessible by keywords of three types: Personal (eg. last names), Commercial (eg. plumbers) and Reference (eg. magazine articles, record albums, etc.) In addition to keyword searches, there are birthday, anniversary and appointment searches for the personal records and appointment searches for the commercial records. Reference records are accessed by a single keyword or by cross-referencing two or three keywords.

SHOPPING LIST (Atari only) Price: \$12.95 Cassette/\$14.95 Diskette
SHOPPING LIST stores information on items you purchase at the supermarket. Before going shopping, it will remind you of all the things you might need, and then display (or optionally print) your shopping list and the total cost. Adding, deleting, changing and storing data is very easy. Runs with IBM.

TAX OPTIMIZER (North Star only) Price: \$39.95 Diskette
The TAX OPTIMIZER is an easy-to-use, menu oriented software package which provides a convenient means for analyzing various income tax strategies. The program is designed to provide a quick and easy data entry. Income tax is computed by all its methods (regular, income averaging, maximum and alternate minimum tax). The user may immediately observe the tax effect of crucial financial decisions. TAX OPTIMIZER has been thoroughly field tested in CPA offices and comes complete with the current tax tables in its data files. TAX OPTIMIZER is tax deductible!

UTIL (Apple only, 48K) Price: \$19.95 Diskette
UTIL is a disk-oriented utility system which permits examining and changing of the contents of DOS 3.2 and J.1 diskettes at the bit/byte or byte level. With UTIL you can easily examine the contents of a diskette sector by sector, restructure the sector pointers, reallocate sectors (e.g., bad sectors may be "hidden"), and perform many other sophisticated operations. For the experienced programmer.

TURNKEY AND MENU (Atari only) Price: \$17.95 Diskette
TURNKEY is a utility program which allows you to create autoboot/autorun diskettes easily. Simply load and run TURNKEY, load the program diskette to be modified, and answer the questions! The TURNKEY diskette also comes with DOS 2.0 and includes another program, MENU. MENU lists the contents of your diskette alphabetically, and permits the running of any BASIC program on the diskette by typing a single key. TURNKEY and MENU provide you with the ability to run any program on your diskette by simply turning on the computer and pressing a single key.

STOCKAID (Atari only) Price: \$29.95 Diskette
STOCKAID provides a powerful set of tools for stock market analysis. With STOCKAID you can display point and figure charts, as well as bar charts with oscillators. You can examine long term moving averages and on-balance volume features. STOCKAID allows you to input daily data with a single diskette storage capability of 239 days = 16 weeks. Included are stock dividend and split adjustment capabilities. A very professional package!

EDUCATION

HODGE PODGE (Apple only, 48K AppleII or Integer BASIC) Price: \$19.95 Cassette/\$23.95 Diskette
Let HODGE PODGE be your child's "Peanut" program. Apple will respond in different and amusing "happening" replies to the letter or number of the chosen key. The program's graphics, colors and sound are a delight for children from ages 1 1/2 to 7. HODGE PODGE is a non-antidotal teaching device which brings a new dimension to the use of computers in education. See review in InfoWorld.

TEACHER'S AIDE (Atari only) Price: \$13.95 Cassette/\$17.95 Diskette
TEACHER'S AIDE consists of three basic modules contained in one program. The first module provides addition and subtraction exercises of varying levels of difficulty. The second module consists of multiplication problems in which the students may be tested both on the final answer and on the individual answers in the long hand procedure. Several levels of complexity are provided here as well. The third module consists of division problems; one particularly nice feature of the division module is that the long hand division steps can be displayed along with the remainder in order to clearly demonstrate the procedure by which the remainder is derived. Using TEACHER'S AIDE is not merely a drill, but rather a learning experience.

ORDERING INFORMATION

All orders are processed and shipped within 48 hours. Please enclose payment with order and include the appropriate computer information. If paying by VISA or MasterCard, include all numbers on card. Purchase orders accepted.

Shipping and Handling Charges: Within North America: Add \$3.00; Outside North America: Add 15% (Air Mail). Delivery: All orders (excluding books) are sent First Class.

Quantity Discounts: Deduct 10% when ordering 3 or more programs. Dealer discount schedules are available upon request.

8" CP/M Disks: Add \$2.50 to the listed diskette price for each 8" floppy disk (IBM soft sectorized CP/M format). Programs run under Microsoft MBASIC or BASIC-80.

5 1/4" CP/M Disks: All software available on 8" CP/M disks is also available on 5 1/4" disks, North Star format.

All for DYNACOMP programs at your local software dealer. Write for detailed descriptions of these and other programs from DYNACOMP.

DYNACOMP, Inc. (Dept. E)
1427 Monroe Avenue
Rochester, New York 14618
24 hour order phone: (716)442-8731 recording
Office phone (9AM-5PM EST): (716)442-8960



New York State residents please add 7% NYS sales tax.

STATISTICS and ENGINEERING

DIGITAL FILTER (Available for all computers) Price: \$39.95 Cassette/\$43.95 Diskette
DIGITAL FILTER is a comprehensive data processing program which permits the user to design his own filter function or choose from a menu of filter forms. The filter forms are subsequently converted into non-recursive convolution coefficients which permit rapid data processing. In the explicit design mode the shape of the frequency transfer function is specified by directly entering points along the desired filter curve. In the menu mode, ideal low pass, high pass and bandpass filters may be entered with varying degrees according to the number of points used in the calculation. These filters may optionally also be smoothed with a Hanning function. In addition, multi-stage Butterworth filters may be selected. Features of DIGITAL FILTER include plotting of the data before and after filtering, as well as display of the chosen filter function. Also included are convenient data storage, retrieval and editing procedures.

DATA SMOOTHER (Not available for Atari) Price: \$19.95 Cassette/\$23.95 Diskette
This special data smoothing program may be used to replace desired useful information from noisy business and engineering data which are equally spaced. The software features choice in degree and range of fit, as well as smoothed first and second derivative calculation. Also included is automatic plotting of the input data and smoothed results.

FOURIER ANALYZER (Available for all computers) Price: \$19.95 Cassette/\$23.95 Diskette
Use this program to examine the frequency spectra of limited duration signals. The program features automatic scaling and plotting of the input data and results. Practical applications include the analysis of complicated patterns in such fields as electronics, communications and business.

TFA (Transfer Function Analyzer) Price: \$19.95 Cassette/\$23.95 Diskette
This is a special software package which may be used to evaluate the transfer functions of systems such as hi-fi amplifiers and filters by examining their response to pulsed inputs. TFA is a major modification of FOURIER ANALYZER and contains an engineering-oriented decibel versus log-frequency plot as well as data editing features. Whereas FOURIER ANALYZER is designed for educational and scientific use, TFA is an engineering tool. Available for all computers.

HARMONIC ANALYZER (Available for all computers) Price: \$34.95 Cassette/\$38.95 Diskette
HARMONIC ANALYZER was designed for the spectrum analysis of repetitive waveforms. Features include data file generation, editing and storage/retrieval as well as data and spectrum plotting. One particularly unique facility is that the input data need not be equally spaced in order. The original data is sorted and a cubic spline interpolation is used to create the data file required by the FFT algorithm.

FOURIER ANALYZER, TFA and HARMONIC ANALYZER may be purchased together for a combined price of \$49.95 (three cassettes) and \$59.95 (three diskettes).

REGRESSION I (Available for all computers) Price: \$19.95 Cassette/\$23.95 Diskette
REGRESSION I is a unique and exceptionally versatile one-dimensional least squares "polynomial" curve fitting program. Features include very high accuracy, an automatic degree determination option, an extensive internal library of fitting functions; data editing; automatic data, curve and residual plotting, a statistical analysis (eg. standard deviation, correlation coefficient, etc.) and much more. In addition, new files may be tried without reentering the data. REGRESSION I is certainly the cornerstone program in any data analysis software library.

REGRESSION II (PARAFIT) (Available for all computers) Price: \$19.95 Cassette/\$23.95 Diskette
PARAFIT is designed to handle those cases in which the parameters are embedded (possibly nonlinearly) in the fitting function. The user simply inserts the functional form, including the parameters (A11, A22, etc.) as one or more BASIC statement lines. Data, results and residuals may be manipulated and plotted as with REGRESSION I. Use REGRESSION I for polynomial fitting, and PARAFIT for those complicated functions.

MULTILINEAR REGRESSION (MLR) (Available for all computers) Price: \$24.95 Cassette/\$28.95 Diskette
MLR is a professional software package for analyzing data sets containing two or more linearly independent variables. Besides performing the basic regression calculation, this program also provides easy to use data entry, storage, retrieval and editing functions. In addition, the user may interpret the solution by supplying values for the independent variables. The number of variables and data size is limited only by the available memory.

REGRESSION I, II and MULTILINEAR REGRESSION may be purchased together for \$51.95 (three cassettes) or \$63.95 (three diskettes).

ANOVA (Not available on Atari cassette or for PET/CRM) Price: \$39.95 Cassette/\$43.95 Diskette
In the past the ANOVA (analysis of variance) procedure has been limited to the large mainframe computers. Now DYNACOMP has brought the power of this method to small systems. For those conversant with ANOVA, the DYNACOMP software package includes the 1-way, 2-way and N-way procedures. Also provided are the Yates 2^k-P factorial design. For those unfamiliar with ANOVA, do not worry. The accompanying documentation was written in a tutorial fashion by a professional in the subject and serves as an excellent introduction to the subject. Accompanying ANOVA is a support program for building the data base. Included are several convenient features including data editing, deleting and appending.

BASIC SCIENTIFIC SUBROUTINES, Volume 1 and 2 (Not available for Atari)
DYNACOMP is pleased to announce the publication of its popular text BASIC SCIENTIFIC SUBROUTINES, Volumes 1 and 2 by R. K. Ruch. Included are advertisements in BYTE magazine. These subroutines have been assembled according to chapter included with each collection is a menu program which selects and demonstrates each subroutine.

Volume 1: Collection #1: Chapters 2 and 3 - Data and function plotting; complex variables and functions. Collection #2: Chapter 4 - Extended matrix and vector operations. Collection #3: Chapters 5 and 6 - Random number generators (Poisson, Gaussian, etc.); series approximations. Price per collection: \$14.95 Cassette/\$18.95 Diskette. All three collections are available for \$39.95 (three cassettes) and \$49.95 (three diskettes).

Volume 2: Collection #1: Chapter 1 - Linear, polynomial, multidimensional, parametric, least squares. Collection #2: Chapter 2 - Series approximations (exponential, inversion, reversion, sh/fit, etc.). Collection #3: Chapter 3 - Functional approximations by iteration and recursion. Collection #4: Chapter 4 - CORDIC approximations to trigonometric, hyperbolic, exponential and logarithmic functions. Collection #5: Chapter 5 - Table interpolation, differentiation and integration (Newson, LaGrange, splines). Collection #6: Chapter 6 - Methods for finding the real roots of functions. Collection #7: Chapter 7 - Methods for finding the complex roots of functions. Collection #8: Chapter 8 - Optimization by simplex direct.

All eight collections are available for \$99.95 (eight cassettes) and \$129.95 (eight diskettes). Because the texts are a vital part of the documentation, BASIC SCIENTIFIC SUBROUTINES, Volumes 1 and 2 are available from DYNACOMP.

BASIC SCIENTIFIC SUBROUTINES, Vol 1 (319 pages): \$19.95 + 75¢ postage
BASIC SCIENTIFIC SUBROUTINES, Vol 2 (790 pages): \$23.95 + \$1.50 postage

See reviews in KILBAUD and Dr. Dobbs

ROOTS (Available for all computers) Price: \$19.95 Cassette/\$23.95 Diskette
In a nutshell, ROOTS sensibly and automatically determines all the zeros of a polynomial having real coefficients. There is no limit on the degree of the polynomial, and because the procedure is iterative, the accuracy is generally very good. No initial guesses are required as input, and the calculated roots are substituted back into the polynomial and the residuals displayed.

ACTIVE CIRCUIT ANALYSIS (ACAP) (48K Apple only) Price: \$23.95 Cassette/\$29.95 Diskette
ACAP is the analog circuit designer's answer to LOGIC SIMULATOR. With ACAP you may analyze the response of an active or passive component circuit (e.g., a transistor amplifier, band pass filter, etc.). The circuit may be probed at equal steps in frequency, and the resulting complex (i.e., real and imaginary) voltages at each component junction examined. By plotting the magnitude of these voltages, the frequency response of a filter or amplifier may be completely determined with respect to both amplitude and phase. In addition, ACAP presents a statistical analysis of the range of voltage responses which result from tolerance variations in the components. ACAP is easy to learn and use. Simply describe the circuit in terms of the elements and their placement, and execute. Circuit descriptions may be saved onto cassette or diskette to be recalled at a later time for review or editing. ACAP should be part of every current designer's program library.

LOGIC SIMULATOR (Apple only, 48K RAM) Price: \$24.95 Cassette/\$28.95 Diskette
With LOGIC SIMULATOR you may easily test your complicated digital logic designs with respect to given sets of inputs to determine how well the circuit operates. The elements which may be simulated include multiple input AND, OR, NAND, EXOR, EXNOR and NAND gates, as well as inverters, J-K and D flip-flops, and one-shots. The response of the system is available every clock cycle. Inputs may be clocked in with varying clock cycle lengths/displacements and delays may be introduced to probe for glitches and race conditions. At the user's option, a timing diagram for any given set of nodes may be plotted using MILES graphics. Save your troubleshooting until the circuit is checked by LOGIC SIMULATOR.

NUMBERBUNCHER (TRS-80 only) Price: \$49.95 Cassette/\$73.95 Diskette
This program is the most complete numerical analysis package available for the TRS-80. It can handle up to 255 data sets, each set having a six character name. It includes facilities and convenient data management data support AND, OR, AND, EXOR, EXNOR and NAND gates, as well as inverters, J-K and D flip-flops, and one-shots. The response of the system is available every clock cycle. Inputs may be clocked in with varying clock cycle lengths/displacements and delays may be introduced to probe for glitches and race conditions. At the user's option, a timing diagram for any given set of nodes may be plotted using MILES graphics. Save your troubleshooting until the circuit is checked by LOGIC SIMULATOR.

STATSORT (TRS-80 only) Price: \$39.95 Cassette/\$43.95 Diskette
STATSORT consists of several menu selected programs which allow the user to create (build, edit, merge), format and print files (machine sort them on any field, and numerically analyze (maximum, minimum, average, variance, standard deviation) subselected data. STATSORT is well documented and easy to use. The cassette version can also be employed to create a data type which can be read by the Radio Shack Advanced Statistical Package.

STATTEST (TRS-80 only) Price: \$19.95 Cassette/\$23.95 Diskette
This is a statistical inference package which helps you make wise decisions as the factor of uncertainty. In an interactive fashion you can build and edit data files and test the differences in means, variances and proportions. STATTEST will also perform data analysis as well as do linear correlation and regression. This menu directed statistical workhorse is rounded out with a chi-square contingency test and a (uniform and normal) random sample generator. The documentation is written by a college professor who guides you through the various tests.

ABOUT DYNACOMP

DYNACOMP is a leading distributor of small system software with sales spanning the world (currently in excess of 50 countries). During the past three years we have greatly enlarged the DYNACOMP product line, but have maintained and improved our high level of quality and customer support. The achievement in quality is apparent from our many repeat customers and the software reviews in such publications as COMPUTRONICS, 80 Software Critique, A.N.A.L.O.G., Creative Computing and KiloBaud. Our customer support is as close as your phone. It is always friendly. The staff is highly trained and always willing to discuss products or give advice.

```

    UFFER ***"
9090 PRINT#PR
9100 GOTO500
10000 REM INPUT A LINE OF TEXT
10010 L$=""
10020 PRINT"$ {LEFT}";
10030 GETA$:IFA$=" "THEN10030
10040 IFA$=CHR$(13)THENPRINT " ":RETUR
    N
10045 IFA$="@ "THENA$=" " :REM TAB
10050 IFLEN(L$)=(M-5)THENGOSUB22000
10055 IFLEN(L$)>MTHENGOTO15000:REM SP
    ECIFIES MAX LENGTH OF STRI
    NG
10060 IFA$>=SP$ANDA$<=CHR$(95)THEN101
    00
10065 IFA$>=CHR$(161)ANDA$<=CHR$(223)
    THEN10100
10070 IFA$<>DL$THENGOTO10030
10080 IFLEN(L$)>0THENPRINTA$;:L$=LEF
    T$(L$,LEN(L$)-1)
10090 GOTO10020
10100 L$=L$+A$:PRINTA$;:GOTO10020
15000 REM LINE INPUT ERROR
15010 PRINT:PRINT"{REV}ERROR{OFF} LIN
    E TRUNCATED"
15020 RETURN
16000 PRINT"RANGE(LOW,HIGH)-> ";
16010 GOSUB10000:REM INPUT RANGE
16020 LO=1:HI=LL-1:REM DEFAULT LIST A
    LL
16025 L=LEN(L$)
16030 DF=0:IFL=0THENDF=-1:GOTO16150
16040 J=0:FORI=1TOL
16050 A$=MID$(L$,I,1)
16060 IFA$>="0"ANDA$<="9"THEN16090
16070 IFA$="-"THENJ=I:GOTO16090
16080 J=99:I=99
16090 NEXTI
16100 IFJ=99THEN16000
16110 IFJ=0THENLO=VAL(L$):HI=LO:RETUR
    N
16120 IFJ>1THENLO=VAL(LEFT$(L$,J-1))
16130 IFJ<LTHENHI=VAL(RIGHT$(L$,L-J))
16140 IFLO>HITHEN16000
16150 RETURN
17000 PRINT"-LINE#->";
17010 GOSUB10000:REM INPUT LINE#
17020 L=LEN(L$)
17030 IFL=0THEN17000
17040 J=0
17050 FORI=1TOL
17060 A$=MID$(L$,I,1)
17070 IFA$>="0"ANDA$<="9"THEN17090
17080 J=99:I=L
17090 NEXTI
17100 IFJ=99THEN17000
17110 LO=VAL(L$)
17120 RETURN
20000 IFEE=0THENE=15:OPENEE,8,EE
20010 INPUT#EE,E1,E2$,E3,E4
20020 IFEL=0THENRETURN
20030 PRINTE1;" ";E2$;" ";E;" ";E4
20040 PRINT"*** DISK ERROR ***"
20050 CLOSE2
20060 RETURN

```

```

21000 REM SET MARGINS
21010 PRINT:PRINT"{REV}SET MARGIN{OFF
    OFF}"
21020 PRINTTAB(7)"MARGIN SIZE:{DOWN}N
    )ONE
21025 PRINTTAB(19)"S)MALL (1/2INCH) -
    M)ED
    IUM (1.0INCH)
21027 PRINTTAB(19)"L)LARGE (1.5INCH)
21030 PRINTTAB(19)"O)WN DESIGN"
21035 GETM$:IFM$=" "THEN21035
21050 IFM$="N"THENM=79:SP=0:GOTO500
21060 IFM$="S"THENM=74:SP=5:GOTO500
21070 IFM$="M"THENM=69:SP=10:GOTO500
21075 IFM$="L"THENM=64:SP=15:GOTO500

21080 IFM$="O"THENPRINT:PRINT
21085 INPUT" INCHES FOR LEFT MARGIN -
    (10 CHARAC
    TERS/INCH)=";SP
21090 INPUT" INCHES FOR RIGHT MARGIN
    (10 CHARAC
    TERS/INCH)=";RM
21100 SP=INT(LM*100)/10:M=INT(79-RM*1
    0):GOTO500
22000 REM BELL
22020 FORII=1TO 5:POKE59467,16:POKE59
    466,85:POKE59464,115:NEXTI
    I
22030 POKE59467,0:POKE59466,255:POKE5
    9464,254
22040 RETURN

```

©


CompuVox, Inc.

P.O. Box 997 - TROY, MI 48099
(313) 540-2838

VOTRAX TYPE 'N' TALK (TNT) Speech Synthesizer	\$359.95
For APPLE, ATARI, PET, VIC-20	
—LEARN ON YOUR OWN—SPELLING (requires Votrax TNT)	\$19.95
For VIC-20, APPLE	
DISK UTILITY PAC (Disc Monitor/Recovery)	\$29.95
For PET (16/32K 3.0/4.0 ROM with 2040 or 4040 disk drive)	
BSD 3.0/4.0+ (Basic Simulated Disk-PLUS)	\$29.95
For 32K PET (2001, 4032)	
Fill 32K with basic programs	
Built in directory will allow immediate execution of entire directory	
Entire library can be saved to tape or disk	
SALE prices on selected PRINTERS, BOOKS, CHIPS, PET COMPUTERS & PERIPHERALS	
Send or call for Software/Hardware Catalog and ordering information	

Scotch Diskettes

Rely on Scotch® diskettes to keep your valuable data safe. Dependable Scotch diskettes are tested and guaranteed error-free. The low abrasivity saves your read/write heads. They're compatible with most diskette drives.

(800)235-4137

Dealer Inquiries
Invited


PACIFIC
EXCHANGES
100 Foothill Blvd.
San Luis Obispo, CA
93401 In Cal call
(800)542-5915 or
(805)541-1017

Single Board Computers	Bare Board	Kit	Assm.
80-153 1k RAM 2k EPROM	\$19.95	\$ 89.95	\$110.95
80-280 1k RAM 2k EPROM	\$19.95	\$119.95	\$129.95
81-260 2k RAM 4k EPROM	\$39.95	\$149.95	\$199.95
81-030 4k RAM 16k EPROM	\$89.95	*\$249.95	\$349.95
8085 3 chip system	\$24.95		
8088 5 chip system	\$29.95		

Apple II boards	Bare Board	Kit	Assm.
79-295 Parallel I/O	\$19.95	\$59.95	\$ 69.95
81-132 A-D 16 Channel	\$29.95	\$69.95	\$ 89.95
80-085 12k EPROM (2716)	\$39.95	\$49.95	\$ 59.95
80-244 EPROM PROGRAMMER	\$24.95	\$39.95	\$ 49.95
80-144 Display add + data	\$25.95	\$42.95	\$ 49.95
80-297 Parallel Printer Interface		\$69.95	\$ 79.95
Extender Board		\$12.95	
81-088 Speech Synthesizer (Votrax SC-01)			\$139.90

Other Products	Bare Board	Kit	Assm.
CRT Controller	\$39.95		
79-287 A-D and D-A	\$19.95	\$59.95	\$ 79.95
79-282 S S Switch 1 ch.	\$ 6.95	\$10.95	\$ 13.95
79-282 S S Switch 4 ch.	\$24.95	\$39.95	\$ 49.95
80-168 +5 Volt 500 Ma.	\$ 8.95	\$16.95	\$ 20.95
80-161 ± 12 Volt 120 Ma.	\$ 8.95	\$18.95	\$ 22.95
81-120 Parallel Input Speech Synthesizer			\$149.90

Send for complete Catalog and OEM pricing.
*Partially Populated price.

 **JOHN BELL ENGINEERING, INC.**

ALL PRODUCTS ARE AVAILABLE FROM JOHN BELL ENGINEERING
P.O. BOX 338 • REDWOOD CITY, CA 94064
ADD SALES TAX IN CALIFORNIA
ADD 5% SHIPPING & HANDLING • 3% FOR ORDERS OVER \$100
10% OUTSIDE U.S.A.

SEND FOR CATALOG (415) 367-1137



Mathematics, Basic Skills

Paper Exercises in Arithmetic

For use with
*PET/CBM Computer & Printer
plus
Compatible Disk System

The Teacher's Aide

Computer programs designed for use by the classroom teacher as a primary source of exercises in mathematics, basic skills. Through simple question and answer, and with the use of only one computer system, a teacher may satisfy all individualized, in-class and homework requirements for drill in arithmetic. Students work directly upon exercise sheets. Difficulty level is easily adjustable. Answers are always provided. 23 programs included, covering integers, decimals, fractions, percent and much more.

On Disk \$99.99

Algebra

Explicitly Produced Exercises in Algebra

Sixteen programs in linear and fractional equations, simultaneous equations, quadratics, signed and complex number arithmetic.

On Disk \$99.99

(Arizona residents please add 4% sales tax.)
Please add \$1.50 for postage and handling.

T'Aide Software Company
P.O. Box 65
El Mirage, Arizona 85335

*PET is a trademark of Commodore Business Machines, Inc

SHADOW HAWK I

A LONE SPACE PIRATE ATTACKS THE GALACTIC EMPIRE

You are the sole surviving Naval Commander of the Free Space Confederation. The Galactic Empire has overrun the entire solar system... **except** for your remote outpost on a moon at the outer limits. Exploiting the unmatched ship **SHADOW HAWK I™** you prey on the Empire's merchant fleet to capture enemy material, which can be bartered for better weaponry, shielding, missiles, etc., for **SHADOW HAWK I™**. But the Empire's interceptors, corvettes, lancers, destroyers, and cruisers are probing the galaxy for you. You must evade them and the deadly battle stations throughout. Your skill is measured by nine rankings, up to **STAR LORD**. Warning: You must be very, very good to reach **STAR LORD** rank! Very good indeed!

SHADOW HAWK I™ uses **THREE-AXIS** rotation, high resolution 3-D graphics! On **Apple II™**, **DOS 3.3**, or **Atari 800™**, 48K with disk drive. Joysticks required. Specify **Apple** or **Atari** on your order. Games are on **Dysan™** diskettes. Game time: 15-30 min. **\$49.95** ppd. VISA & MasterCard accepted. DEALER INQUIRIES ARE WELCOME

7561 Crater Lake Hwy.
White City, OR 97503
(503) 826-4640

*Apple II and Atari 800 are registered trademarks, respectively, of Apple Computer, Inc and Atari, Inc



Transposition

Janet Whitehead
Saint John, N.B., Canada

Editor's Note: This transposition algorithm works on both Atari and PET/CBM. We hope to see some exciting harmony or other musical applications as suggested by Janet at the end of her article. — RTM

On first observation, the sound command SOUND V,N,T,L seemed to have a lack of pattern for the sequence of numbers representing the note N. I recalled a question in a high school mathematics book that stated that the frequency of A above middle C was 440 cycles per second. To obtain the next higher note on a musical scale multiply by $2^{1/12}$, for a lower note divide by $2^{1/12}$; thus one can find the frequency of each of the twelve notes in an octave. (I am considering each octave as containing twelve notes, the five black notes as well as the seven white ones on a piano).

This, I thought, must be the basis for the sequence of numbers used for notes in Atari BASIC. As the value of N is from 0 to 255 (one byte), the frequency was not used, but some multiple of it. As frequency increases the pitch increases, but the value of N decreases as the pitch increases. Therefore, to increase the pitch you divide N by $2^{1/12}$ instead of multiplying by $2^{1/12}$.

This property can be used to transpose music. To raise a composition by one-half tone, one only needs to divide the N value by $2^{1/12}$, for a full tone divide by $(2^{1/12})^2$, for a tone and one-half by $(2^{1/12})^3$ etc.

To illustrate these properties, here are two simple programs. Program 1 prints the sequence of number used for N in the sound command. To obtain the sequence in Atari BASIC by Albrecht et al. an original N value of 259 was used instead of 255. If you find that these give values for N which produce sharp or flat tones, just change the 259.

Program 1:

Line 40: T1 finds successive values of $(2^{1/12})^0$, $(2^{1/12})^1$, $(2^{1/12})^2$ etc.

Line 50: Successive one-half tones, N values, are calculated.

Line 60: The results are printed.

Notice that, for notes one octave apart, the ratio of the two N values is 2:1.

Program 2:

This plays a few bars of music to illustrate how a piece of music can be transposed through one octave.

Line 100 – Sets the voice to 0, the tone as 10, and the loudness at 10.

Line 110-120 – M is the value of $2^{1/12}$ and T1 is the number of half-tones to transpose the music.

Line 140 – M1 calculates the value of $(2^{1/12})^{11}$ which is the factor by which each N value must be divided to raise a piece by T1 half tones.

Line 150 – A holds the original value of N, and B indicates the length of time it is to be played. A is then transposed the desired number of half tones. The note is then played.

Line 170 – As the program plays the few bars of music through each successive half tone for one octave, this line increases the amount N is to be transposed one half a tone. As the data must be read each time, it needs to be RESTORED.

Caution: If you exceed an N value of 255 in your transposition, you will get a very high pitched note. Only one byte is used for N, so 257 would be 1.

Perhaps some reader can expand on this to play chords or generate harmony. Knowing very little about music, I will have to leave that task to someone else.

Program 1.

```
10 M=2^(1/12)
20 T=0
30 FOR I=1 TO 40
40 T1=M^T
50 N=259/T1
60 PRINT I,INT(N*5)
70 T=T+1
80 NEXT I
90 END
```

Program 2: Atari Version

```
100 V=0:T=10:L=10
110 M=2^(1/12)
120 T1=0
130 ? :? "HAPPY BIRTHDAY"
140 M1=M^T1
150 FOR X=1 TO 26:READ A,B:A=INT(A/M1+0
5):SOUND V,A,T,L
160 FOR I=1 TO B:NEXT I:SOUND V,0,0,0:NE
XT X
170 T1=T1+1
180 IF T1<12 THEN RESTORE 190:GOTO 140
185 END
190 DATA 122,64,122,64,109,128,122,128,9
2,128,97,256
200 DATA 122,64,122,64,109,128,122,128,8
2,128,92,256
210 DATA 122,64,122,64,61,128,73,128
220 DATA 92,64,92,64,97,128,109,128
230 DATA 69,64,69,64,73,128,92,128,82,12
8,92,256
```

Program 3: CBM Version

```
100 POKE59467,16:POKE59466,15:POKE5
9464,0:S=59464
110 M=2^(1/12)
120 T1=0
130 PRINT"HAPPY BIRTHDAY"
140 M1=M^T1
150 FORX=1TO26:READA,B:A=INT(A/M1+
5):POKES,A
160 FORI=1TOB+B/2:NEXTI:POKES,0:NEX
TX
165 REM VALUE OF B IS INCREASED HER
E TO EQUALIZE THE DIFFEREN
CES IN SPEED
168 REM BETWEEN THE CBM/PET AND THE
ATARI
170 T1=T1+1
180 IFT1<12THENRESTORE:GOTO140
185 POKE59467,0:END
190 DATA122,64,122,64,109,128,122,1
28,92,128,97,256
200 DATA122,64,122,64,109,128,122,1
28,82,128,92,256
210 DATA122,64,122,64,61,128,73,128
220 DATA92,64,92,64,97,128,109,128
230 DATA69,64,69,64,73,128,92,128,8
2,128,92,256 ©
```

ATARI® , PET® or APPLE® OWNERS

**BUSINESS OPPORTUNITY
DEALER REPRESENTATIVES WANTED
PART OR FULL TIME
NO ROYALTIES, NO FRANCHISE FEE
SERVICE COIN-OPERATED MICRO COMPUTERS
IN PUBLIC LIBRARIES**

Exceptionally lucrative ground-floor opportunity to participate in the explosive Micro-Computer Market. The Computer Bus offers Community minded micro computer owners the chance to develop their own successful business within a relatively short period of time with this innovative Microcomputer concept. The prognosis for success has never been better.

If you are accepted as a Computer Bus "Learning Center" Dealer you will operate your own sales and rental business from your home or office, featuring a product line of uncompromising quality and outstanding company support.

Investment required \$3,000, secured by extensive computer software and hardware. Protected territory, leads, national and regional advertising, technical support and full back-up service.

For additional information call toll free

1-800-321-3670

Ohio Residents Call Collect

1-216-255-1617

the COMPUTER BUS
personal & business - computer systems

the COMPUTER BUS, 101 River St., Grand River, Ohio 44045

Authorized ATARI® Dealer

HUNTINGTON COMPUTING

ONE OF THE WORLD'S LARGEST INVENTORIES

Now Selling Atari®, PET®, TRS-80® Software

Atari®

Poker Solitaire (cass)	\$14.95	now	\$12.74
Gomoku (cass)	\$19.95	now	\$16.94
Reversi (cass)	\$19.95	now	\$16.94
Cypher Bowl (cass)	\$29.95	now	\$25.44
Rescue at Rigel (cass)	\$29.95	now	\$25.44
Star Warrior (cass)	\$39.95	now	\$33.94
Invasion Orion (cass)	\$24.95	now	\$21.24
Datestones of Ryn (cass)	\$19.95	now	\$16.94
Conflict 2500 (cass)	\$15.00	now	\$12.74
Empire of the Overmind (cass)	\$35.00	now	\$29.44
Tanktics (cass)	\$24.00	now	\$20.44
Atari® Mailing List (disk)	\$24.95	now	\$21.24
Atari® Character Generator (disk)	\$19.95	now	\$16.94
Text Wizard (disk)	\$99.95	now	\$84.44
Atari® Character Gen. (cass)	\$15.95	now	\$13.34
Le Stick	\$39.95	now	\$33.94
Checker King (cass)	\$19.95	now	\$16.94
MicroChess (cass)	\$19.95	now	\$16.94
Survival/Adventure (disk)	\$24.95	now	\$21.24
3-D Supergraphics (disk)	\$39.95	now	\$33.94
3-D Supergraphics (cass)	\$39.95	now	\$33.94
Mind-Bogglers I (disk)	\$19.95	now	\$16.94
Mind-Bogglers I (cass)	\$15.95	now	\$13.34
VersaWriter Graphics Tablet	\$300.00	now	\$254.44
Hidden Words	\$17.50	now	\$15.44
Spatial Relations	\$17.50	now	\$15.44
Word-Scramble	\$15.00	now	\$13.34
Preschool Fun	\$15.00	now	\$13.34
Fastigammon (cass)	\$19.95	now	\$16.94
Assembler (cass)	\$24.95	now	\$21.14
6502 Disassembler (cass)	\$11.95	now	\$10.14
6502 Disassembler (disk)	\$14.95	now	\$12.64
Tank Trap (cass)	\$11.95	now	\$10.14
Tank Trap (disk)	\$14.95	now	\$12.64
Tari Trek (cass)	\$11.95	now	\$10.14
OS Forth (disk)	\$79.95	now	\$67.94
Starbase Hyperion (disk)	\$22.95	now	\$19.44
Name That Song (cass)	\$14.95	now	\$12.64
Jaw Breaker (disk)	\$29.95	now	\$25.44
Pornopoly (disk)	\$29.95	now	\$25.44
The Broker (CCI) (disk)	\$99.95	now	\$84.44
Super Modern Pak (CCI) (Disk)	\$49.95	now	\$42.44
Atari® Snuff (CCI) (disk)	\$29.95	now	\$25.44
Utility Man (CCI) (disk)	\$99.95	now	\$84.44
Tanktics (cass)	\$24.00	now	\$20.44
Fantasyland (disk)	\$59.95	now	\$50.44
Empire of the Overmind (cass)	\$30.00	now	\$25.44
Bridge 2.0 (cass)	\$17.95	now	\$15.24
Nominoes Jigsaw (cass) Dynacomp	\$16.95	now	\$14.34
Intruder Alert (cass)	\$16.95	now	\$14.34
Alpha Fighter (disk)	now	now	\$16.04
Compu-read (disk)	\$29.95	now	\$25.44
Letter Perfect (disk)	\$150.00	now	\$127.44
Sammy Sea Serpent (Cass) PDI	\$16.95	now	\$14.34
Cribbage (Thesis) (Cass)	\$15.00	now	\$13.34
Visicalc	\$200.00	now	\$149.00
Kross N Quotes PDI (Cass)	\$16.95	now	\$14.34
Star Raiders (cart)	\$39.95	now	\$33.94
Stock Charting	\$24.95	now	\$21.14
Adventure International	10% - 15% off aug. retail		
Atari® Safan (CDS) (disk)	now	now	\$33.94
Atari® Safan (CDS) (cass)	now	now	\$35.44
Typing Tutor (IMAGE) (Cass)	now	now	
16k Ram (Atari®)	now	now	
Computation (Thesis) (cass)	\$15.00	now	\$13.94

Pet®

AVALON HILL GAME COMPANY			
B-1 Nuclear Bomber (cass)	\$15.00	now	\$12.77
Midway Campaign (cass)	\$15.00	now	\$12.77
No. Atlantic Convoy Raider (cass)	\$15	now	\$12.77
Nukewar (cass)	\$15.00	now	\$12.77
Conflict 2500 (cass)	\$15.00	now	\$12.77
Planet Miners (cass)	\$15.00	now	\$12.77
Computer Acquire (cass)	\$20.00	now	\$16.97
Lords of Karma (cass)	\$20.00	now	\$16.97
AUTOMATED SIMULATIONS			
Introductory 3-Pack (disk)	\$49.95	now	\$39.97
(Rescue, Morloc s, and Datestones)			
Rescue at Rigel (cass)	\$29.95	now	\$25.47
Temple of Apsah (cass)	\$39.95	now	\$33.97
Hellfire Warrior (cass)	\$39.95	now	\$33.97
Starfleet Orion (cass)	\$24.95	now	\$21.27
Invasion Orion (cass)	\$24.95	now	\$21.27
Morloc s Tower (cass)	\$19.95	now	\$16.97
Datestones of Ryn (cass)	\$19.95	now	\$16.97
PERSONAL SOFTWARE			
VisiCalc (disk)	\$199.95	now	\$167.77
Checker King (cass)	\$19.95	now	\$16.97
Gammon Gambler (cass)	\$19.95	now	\$16.97
MicroChess (cass)	\$19.95	now	\$16.97
Bridge Partner (cass)	\$19.95	now	\$16.97
Time Trek (cass)	\$19.95	now	\$16.97

UNITED SOFTWARE OF AMERICA			
KRAM (disk)	\$99.95	now	\$84.97
Super KRAM (disk)	\$175.00	now	\$148.77
Request (disk)	\$225.00	now	\$191.27
Thinker (disk)	\$495.00	now	\$428.77
Space Intruders (cass)	\$19.95	now	\$16.97
All MICRO-ED	10% OFF List		
All Microcomputer Workshops	15% OFF List		
VIC SOFTWARE			
Addcom Missile Commander	\$16.44		
Channel Vic Data Logger	\$13.16		
MMA Star Command	\$8.94		
TIS Basic Programming I	\$17.44		

TRS-80®

BIG FIVE SOFTWARE			
Super Nova (cass)	\$15.95	now	\$13.58
Galaxy Invasion (cass)	\$15.95	now	\$13.58
Attack Force (cass)	\$15.95	now	\$13.58
Cosmic Fighter (cass)	\$15.95	now	\$13.58
Meteor Mission II (cass)	\$15.95	now	\$13.58
BRODERBUND SOFTWARE			
Galactic Trilogy (disk)	\$39.95	now	\$33.98
Galactic Empire (cass)	\$14.95	now	\$12.68
Galactic Trader (cass)	\$14.95	now	\$12.68
Galactic Revolution (cass)	\$14.95	now	\$12.68
Tawala s Last Redoubt (cass)	\$19.95	now	\$16.98
DATASOFT			
Iago (disk)	\$24.95	now	\$21.18
Football Classics (disk)	\$24.95	now	\$21.18
Arcade-80 (disk)	\$24.95	now	\$21.18
Iago (cass)	\$19.95	now	\$16.98
Football Classics (cass)	\$19.95	now	\$16.98
Arcade-80 (cass)	\$19.95	now	\$16.98
Sigmon (COLOR) (cass)	\$29.95	now	\$25.38
SECS (COLOR) (cass)	\$29.95	now	\$25.38
ACORN SOFTWARE			
Invaders From Space (disk)	\$20.95	now	\$17.78
Duel-N-Droids (disk)	\$20.95	now	\$17.78
Pinball (disk)	\$20.95	now	\$17.78
Pigskin (disk)	\$20.95	now	\$17.78
Quad (disk)	\$20.95	now	\$17.78
Basketball (disk)	\$20.95	now	\$17.78
Gammon Challenger (disk)	\$20.95	now	\$17.78
Everest Explorer (disk)	\$20.95	now	\$17.78
SuperScript (disk)	\$29.95	now	\$25.38
System Savers (cass)	\$14.95	now	\$12.68
Invaders From Space (cass)	\$14.95	now	\$12.68
Duel-N-Droids (cass)	\$14.95	now	\$12.68
Pinball (cass)	\$14.95	now	\$12.68
Pigskin (cass)	\$14.95	now	\$12.68
Quad (cass)	\$14.95	now	\$12.68
Basketball (cass)	\$14.95	now	\$12.68
Gammon Challenger (cass)	\$14.95	now	\$12.68
Everest Explorer (cass)	\$14.95	now	\$12.68
All Adventure International	10% to 15% OFF List		
All Automated Simulations	10% to 15% OFF List		
All Avalon Hill	10% to 15% OFF List		
All Hayden	10% to 15% OFF List		
All Microsoft	10% to 15% OFF List		

VISICALC

Special for Pet, Atari & Apple

Regular \$200.00 List

\$149.00

Apple®

See full page of Apple® products elsewhere in this magazine.

Gorgon	\$39.95	now	\$33.99	VersaCalc	\$100.00	now	\$84.99
Word Star	\$375.00	now	\$289.00	Hebrew	\$60.00	now	\$50.99
Mail Merge	\$125.00	now	\$104.19	All Serendipity	10% to 15% OFF List		
Super Sort	\$200.00	now	\$169.99	All Sinus	15% OFF List		
VisiCalc 3.3	\$200.00	now	\$149.00	All Sybex Courses	10% to 15% OFF List		
Wurst of Huntington Computing	now	now	\$19.99	Win at the Races	\$39.95	now	\$33.99
Nibble Express	\$12.95	now	\$11.99	Disk Prep	\$25.00	now	\$21.19
Soft Porn Adventure	\$29.95	now	\$23.39	PLE Chip	\$60.00	now	\$50.99
Time Lord	\$29.95	now	\$23.39	We maintain a huge inventory of software for Apple® and hardware. Call us toll free (outside Calif.) for the latest programs. We also stock a large supply of computer books. Visit us in person at our new 3300-square foot store at 1945 South Dairy in Corcoran, Calif.			
French Hangman	\$29.95	now	\$23.39				
Alicia-Sp bilingual reader	\$29.95	now	\$23.39				
H&H Stock Trader	\$190.00	now	\$161.49				
Grow (CIA)	\$35.00	now	\$31.49				
All Edu-Ware	10% to 15% OFF List						

Call Toll-Free
800-344-4111
(Outside California)

APPLE is a registered trademark of Apple Computer, Inc.

HUNTINGTON COMPUTING
Post Office Box 1235
Corcoran, California 93212
Order by Phone 800-344-4111
In California (209) 992-5411

Call us for any Software
not listed here. Most Prices are
15% Off List



We take MasterCard or VISA (include card # and expiration date); California residents add 6% tax; include \$2.00 for postage; Foreign and hardware extra. Send for free catalog. Prices subject to change.

TELECOMMUNICATIONS

Why 300 Baud?

Michael E. Day
Chief Engineer, Edge Technology

Time plays a very important role in telecommunications. Every industry builds up its own group of words and terms to define those things it deals with that cannot be readily described with everyday language. The telecommunications field has more than its share of buzz words. Close analysis shows that many of these words deal with time and time-related things.

Time is important in all aspects of telecommunication, from the transmission of a single bit of information, to the overall system performance. Although there are no exact limits to the use of time as it relates to telecommunication, there are practical limits and deterioration effects which must be considered when designing a system.

There are many factors which must be taken into account when designing a telecommunications system. The purpose of the system generally determines what methods will be used. Of major importance is the amount of information flow that will occur. This will generally determine the minimum acceptable system communication speed.

Short Messages Permit Slow Speeds

If the message to be sent is relatively short, and little or no response is expected, then very slow system speeds can be acceptable. Western Union makes use of this on their TELEX network which operates at 6.7 characters per second. A slow system speed has the advantage of using only a small amount of the communications bandwidth. This means that more systems can be installed on the same communications link and can thus reduce the per-user cost of the communications system. The TELEX system serves users who must be sure that their messages get to the parties to which they were sent in a short period of time, but at low cost. (In some ways it can be cheaper to send a TELEX than it is to send a letter).

Another low cost system structure is the message forwarding system. Here higher communication speeds are allowed, but direct communication with the target party is not allowed. Instead the message is built up at a location close to the sending party and then transmitted to the target party at a time when the cost is at the lowest rate. In the case of *packet switchers*, it is sent when a communications link becomes available.

When a large amount of data is to be sent, the speed of the communications link becomes important. Transmission at higher speeds requires a larger communications bandwidth. Because of this, there is an associated increase in the cost of the communications link as well as the equipment required.

Between these extremes lie general information communications systems involving a low to medium amount of data transfer. Often this occurs in conjunction with user interaction with the data flow. This is the area where most computer use occurs.

Although the exact system configurations change as technology changes, the general structure of use remains relatively constant. Any change in one area of the telecommunications field tends to affect the other areas in some way.

The Three Common Computer Modems

There are three types of modems that the average computerist encounters: 1. The 103 style modem (the most commonly used). 2. The 202 style modem (far less common, but it has the advantage of higher speed at a reasonable cost, but with an increase in complexity of use). 3. Finally, the newer 212A style modem combines the higher speed of the 202 with the ease of use of the 103 (but costs more).

The 202 modem is sort of an ugly duckling in the telecommunications field. It has the advantage of higher speed than the 103, yet it can be built at a lower cost. The problem comes from its complexity of use.

The 202 is a half duplex modem. This means that it can only transmit in one direction at a time and, thus, requires some amount of computer control over its use. If the intended use requires high speed at lost cost, this is normally considered an acceptable trade off. If the computer control requirement is not acceptable, the higher cost 212A modem is used to achieve high speed without computer control. If cost is important, the 103 is used.

Although the 103 is more expensive to make on a price/performance basis, there is a demand for the low cost 103's. They are mass produced and mass distributed at low profit margins, and are often of lower quality.

Acoustic Versus Direct Connect

The modems come in two major classifications, the acoustic type and the direct connect type. Until recently, the acoustic was the most popular with the general user. This was due largely to regulations which inhibited the direct connection of modems to the phone lines. There are still many regulations which inhibit this, but they have been reduced to the point that the general user at least can consider

it as an option. It is actually possible to build a direct connect modem less expensively than the acoustic version, but, until the regulations are further reduced and demand increases, this will probably not happen.

Acoustic versions of the 202 modem are essentially nonexistent. The main reason for this is the telephone. The telephone uses a carbon microphone to convert sound into electricity. The carbon microphone is very rugged, cheap to build, has a high gain factor, and has natural filtering characteristics in the frequency range of the human voice. Unfortunately, it is also very noisy and disruptive to the signal that it converts.

The 202 cannot work within this environment. The 212A modem fares a little better because the part of the signal it uses for data transfer suffers a minimal amount of disruption from the carbon microphone. The 103, however, works reasonably well with the carbon microphone. This is due to the narrow bandwidth used for transmission, as well as the high redundancy in the signal used. Although some 103 modems are capable of operation at speeds of up to 600 baud, the disruption of the carbon microphone tends to limit the speed to 300 baud. If the phone system is in good working order, it is possible to operate as high as 450 baud. Alternatively, if the system is in poor condition, it may require that operation be reduced to 200

baud, 150 baud, or even as low as 110 baud. Generally speeds below 110 baud do not actually achieve any improvement in reliability of operation on the 103.

If problems are encountered, or higher speeds are desired, the direct connect modems are generally required. If only a slight improvement is needed, some degree of improvement can sometimes be obtained by replacing the carbon microphone with a capacitor (or condenser) microphone (sometimes referred to as a *supermike*). The capacitor microphone is more expensive to make than the carbon, but does not disrupt the signal. There is one disadvantage to most capacitor microphones. It requires power to operate, and it gets this power from the phone line. If another phone comes on the line, it can steal the power away from the capacitor microphone and inhibit it from working. This is particularly true if the other phone has a carbon microphone in it which tends to drop the power well below the capacitor microphone's normal operating level.

The 103 type modem has become a standard for medium speed communications over the telephone network not because someone felt it should be, or because someone made it so. It became the standard because it was the optimal solution to the problem at hand. ©

Reading The Status Register

Bob Sullivan
Oak Park, IL

Here is a way to quickly analyze the flags in the 6502 Status Register. When you are working in machine language, the branch (BNE, BCC, etc.) instructions automatically check these flags for you and make their "decisions" based on the condition (or status) of a flag. However, there are times when *you* need to analyze the Status Register. When debugging, for example, you might place a BRaK instruction to stop the program and allow you to examine the condition of a flag.

Each flag is a bit within the Status Register byte. When you see that the SR has \$F1 in it, how quickly can you determine that the Overflow flag is set? The table below does the job:

CARRY BIT-right digit

Set if odd: 1,3,5,7,9,B,D,F

Clear if even: 2,4,6,8,A,C,E

ZERO BIT-right digit

Set if: 2,3,6,7,A,B,E,F

Clear if: 0,1,4,5,8,9,C,D

INTERRUPT BIT-right digit

Set if: 4,5,6,7,C,D,E,F

Clear if: 0,1,2,3,8,9,A,B

DECIMAL MODE-right digit

Set if: 8,9,A,B,C,D,E,F

Clear if: 0,1,2,3,4,5,6,7

BREAK-left digit

Set if odd: 1,3,5,7,9,B,D,F

Clear if even: 0,2,4,6,8,A,C,E

OVERFLOW

Set if: \$C0 to \$FF

Clear if: \$00 to BF

SIGN BIT

Positive: \$00 to \$7F

Negative: \$80 to \$FF ©

DOS FOR AIM-65[®]: \$499.⁰⁰

COMPLETE!

INSTANT EASY ACCESS TO YOUR AIM-65 PROGRAMS!
MANIPULATE OBJECT FILES AT THE TOUCH OF A KEY.
NEW BYTE-DOS DISC OPERATING SYSTEM.
153K BYTES ON-LINE. INEXPENSIVELY!

BYTE-DOS COMMANDS

- **FORMAT** - Prepares New Disc
- **BAD SECTOR SCAN** - QC's Disc
- **DUMP** - RAM File to Disc
- **LOAD** - Disc File to Ram
- **LIST** - Prints Disc File Names
- **ERASE** - Eliminate a File
- **UNERASE** - File Recovery
- **RENAME** - Rename a File
- **COPY** - Copy 1 File
- **TRANSFER** - Copy Complete Disc
- **KOMPRESS** - Optimizes Disc Space

AND MORE!

IT'S EASY AND FUN TO USE!



BYTE MICROSYSTEMS

C O R P O R A T I O N

1477 ELKA AVENUE, SAN JOSE, CA 95129

408/446/0559



SEND ME THE FULL STORY!

Name _____

Company _____

Address _____

City _____ State _____ Zip _____

Telephone _____ home work

I own an AIM-65.

I'm thinking of buying an AIM-65.

Send full BYTE-DOS Data.

● *BYTE-DOS OPERATES WITH THE AIM-65 MONITOR, BASIC, ASSEMBLER, EDITOR, PL/65 AND FORTH. ACCESS IS THROUGH PROGRAM I/O AND F1-F3 KEYS. BYTE-DOS SUPPORTS ONE OR TWO 5 1/4" OR 8" FLOPPYS!*

● *BYTE-DOS \$499 SYSTEM INCLUDES DISC CONTROLLER CARD, TEAC FD-50A DISC DRIVE (153K FORMATTED BYTES), BYTE-DOS SOFTWARE SYSTEM, CABLES, CONNECTORS, MANUALS. COMPLETE! JUST PLUG IT TOGETHER AND USE!*

AIM-65 is a trademark of Rockwell International

Book Review:

Some Common Basic Programs

Jim Butterfield
Toronto, Canada

This book, a collection of 76 short programs, is by Lon Poole and Mary Borchers. There are editions for several popular machines, with additional authorships: Carroll Donahue contributed to the PET/CBM edition, Karl Koessel to the TRS-80 edition, and David M. Castlewitz to the Apple II edition. There's an Atari edition, too. Cassette and diskette versions are available.

The book is well established. It may be a definitive answer to the question: What serious things can I do on my small computer without using data files?

Three Major Areas

The programs break into three major sections, with a few programs left over at the end. It might have been useful to have broken the material up into chapters. The first twenty programs are financial; the next twenty-seven, mathematical; and the third section contains twenty statistical programs. Nine miscellaneous programs are tacked on the end.

The financial programs are quite well commented, and often include optional coding for performing monthly (as opposed to yearly) calculations. Serious users will probably want to combine several short programs together; the book does not show how to do this, but it is not a difficult task. Users should not use these programs as the final word; financial methods differ in different organizations and the serious user will hopefully know what modifications will be needed for his circumstances.

The mathematical programs are somewhat more cryptic; it is expected that the user is quite familiar with the material. For example, three Integration programs are given; the user is expected to choose Simpson's Rule, Trapezoidal Rule, or Gaussian Quadrature according to his estimate of which will suit his needs. Fair enough; the book does not attempt to be a text, but just gives the

relevant coding.

The statistical section is a mixed bag in terms of user levels. Some programs such as Average Growth Rate are easy for the naive user to understand; others such as F-Distribution require a comprehension of statistics.

Up Front

None of the programs is huge: all are easy to type in. Worked-through examples allow the user to check that his coding is, indeed, correct.

For the non-mathematical computer owner, the programs may seem to be rather obscure. In this case, the book may serve as a challenge and an indication of the resources he can tap if he wants. Such things as linear programming and regressions can be remarkably powerful tools to use in business ...if you know that they are there. It might be useful to see a companion guide to this book, explaining just how effective some of these mathematical techniques can be, even to the small user. The book doesn't try to do this: it just plunks down the coding.

There may be debate on whether the best mathematical and programming techniques are used in all cases; to me, this doesn't matter. The first thing to do is to find any way of approaching a problem. After you have one way, you can look for better ways; but finding that first one can be hard.

Son-Of-Some-Common...?

There are a couple of books that look like sequels to the well-established SCBP. *Practical Basic Programs*, edited by Lon Poole, gives more programs in a similar vein. *Science and Engineering Programs*, Apple II Edition edited by John Heilborn, delves more deeply into mathematics and statistics. The books are similar in organization to *Some Common Basic Programs*, but the programs are longer and there are fewer of them. Readers who found the first book useful will undoubtedly want to go after its successors.

Some Common Basic Programs is not a textbook. It doesn't teach you what to do with the programs. But it does give you working programs with documentation.

For those who know the methodologies, it will be a useful reference. For those who don't, it may open up new horizons: things that you didn't know a computer can do. In that case, you'll need to look elsewhere to learn the principles of the new technology. It's often an education to discover the existence of things you don't know. Or at least the start of an education.

Some Common Basic Programs. Lon Poole and Mary Borchers. Osborne/McGraw Hill. Berkeley. (1981)

NEW PRINTERS. NEW PERIPHERALS. SAME OLD RELIABLE QUALITY AND VALUE.

1982 will find more OEM's, businesses, dealers and personal computer users turning to MICROTEK than ever before.

TekWriter-1



80 Column Dot Matrix Printer (Formerly BYTEWRITER-1)

The Tekwriter-1 printer is, dollar for dollar, the finest value in the industry. And we've proved it by comparing the Tekwriter-1 to the Epson MX-80. Our print speed is 14 lines per minute faster, our life expectancy is longer, the character sets are the same, and the interface, warranty and printhead replacement cost are all identical.* But the biggest difference is the price. The Tekwriter-1 is about \$300 less.

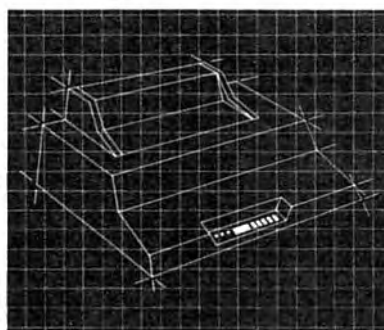
Our extensive testing has proved that the Tekwriter-1 interfaces problem-free to most parallel Centronics and serial (RS-232) computers.

The Tekwriter-1 is tough to beat for performance and quality.

*Data Source: Epson MX-80 Operation Manual

Parallel \$349
Serial \$389

TekWriter-2



NEW! 80/132 Column Dot Matrix Printer


The Tekwriter-2 is perfectly suited to personal, business or OEM applications. Tekwriter-2 is designed to accept single sheet, roll or pin feed paper. It has a 9-wire dot matrix impact print head which produces crisp characters and has underlining capability. The printer is manufactured to run extremely quietly even while operating at peak output levels.

Tekwriter-2 is especially well suited to handle an abundance of text entry because of its data buffer expansion capability to 25K. This ability makes it an efficient graphics generator.

Parallel interface (Centronics type). Interfaces all models of TRS-80, Apple, and Atari 400/800, and most computers with Centronics printer interface.

\$695

Peripherals



16K Apple Memory Board

Expands Apple II to 64K RAM Memory. Works with MICROSOFT Z-80 Softcard, Apple PASCAL and Visicalc software.

16K-32K Atari Memory Board

4116 RAM (200NS) Compatible with Atari 400/800

Parallel/Serial Data Buffer Converter

Interfaces with most computers and printers on the market today. Switch selectable parallel or serial input/parallel or serial output. Data buffer 2K standard — expandable to 62K. Serial I/O BAUD rates switch independently selectable.

Atari Parallel or Serial Printer Cables


Pre-tested. Centronics or (RS-232) compatible.

APPLE PARALLEL INTERFACE CARD

Quantity and OEM discounts available.

Continuing our quest for excellence.

TRS-80 is a trademark of Radio Shack, Inc.
Apple II is a trademark of Apple Computer, Inc.
Atari 400/800 are trademarks of Atari, Inc.
Microsoft is a trademark of Microsoft Consumer Products, Inc.
Z-80 is a trademark of Zilog, Inc.
Visicalc is a trademark of Personal Software, Inc.



MICROTEK inc.

MICROTEK
9514 Chesapeake Drive
San Diego, CA 92123
(714) 278-0633
Outside CA call
Toll Free (800) 854-1081
TWX: 910-335-1269

Multitask: A Realtime, Multitasking Operating System Emulator

Hal Bredbenner
Raleigh, NC

Most home applications of microprocessors are very basic and straightforward with the microspending 99% of their existence in loops waiting for a key depression or an interrupt. The majority of systems with interrupts use them just for utilitarian functions such as screen refreshes, clock increments, and keyboard scans. If you have a PET, Apple, Atari, etc., you know how the machine really cannot do more than one operation at a time, and it also has a hard time responding quickly to outside inputs. The BASIC program described by this article emulates a way to allow many seemingly concurrent operations to occur with a fast system response time to the outside world. Keep in mind that this is an emulator. To actually be realized, the concept would have to be written in machine code form; however, the model shows the concept on the screen where it can be analyzed and easily understood.

There are two terms which should be understood before we continue. The first is realtime. An ideal realtime system is one that responds to a changed input immediately. This response will be a change in an output condition or an internal recognition of the input change. Ideally, this response is immediate. However, in reality, some time elapses before the realtime system can respond. The faster the response time, the more efficient the system.

The second term to be defined is multitasking. An ideal multitasking system is one that allows multiple operations to take place simultaneously in one system. Obviously, a single micro can do only one thing at a time, but through scheduling of desired tasks and assigning priorities to each operation, the appearance of more than one action at a time is accomplished.

For example, let's design a hypothetical simple realtime, multitasking system. The system will be a home security system that logs all its data and, upon command from a keyboard, produces a paper tape output of this data. It also has a CRT display and a battery back-up power system. The system must scan various inputs from the house and control outputs which would be interfaced to lights, alarms, and an electric fence. Since the electric fence poses a safety problem (for the good guys!), an Emergency Stop input would be needed. Internal DC power supplies should be monitored to detect system tampering and, if incoming AC power is out of tolerance (for example, a brownout), an alarm should be sounded. Prior to the back-up power system running out, the system should be shut down. When properly programmed, the system should monitor and accomplish all these tasks concurrently (if required) with a fast response time.

Logically breaking down the system software requirements, we can see that some tasks need to be done on a regular basis while others only need to be done upon command from the keyboard or other input. The regular tasks we will call Auto Rescheduling tasks. The tasks are called:

I/O DRIVER	Reads inputs and writes outputs
AC PWR CK	Tests incoming AC power
DC PWR CK	Tests internal DC power
READ KYBD	Scans the system keyboard
REFRESH	Refreshes the CRT display

These Auto Rescheduling tasks are regularly performed by the system and scheduled to be done again once they have been completed.

The remaining tasks are to be performed only when an outside input requires them. In our emulation, we can schedule one of these tasks by pressing its number on the numeric keys of the keyboard. In the hypothetical system, they would be initiated by the power fail detect circuitry, the system keyboard, or perhaps the Emergency Stop button. These tasks are called:

E-STOP	Starts an emergency sequence
PWR FAIL	Initiates power down sequence
MOVE FILE	Transfers data to output buffer
MEM TEST	Exercise and test RAM memory
PUNCH DATA	Produces a paper tape

The system would require at least these ten operations and, through the use of the emulator, we can see how the tasks are prioritized, scheduled, and executed.

In our system, we would require one master interrupt signal to drive the entire process. Each time this interrupt occurs, the operating system would perform the same actions. The first action is to read the status of all the system inputs and write, from a RAM buffer area, any new output data.

**NEW COMMODORE ADD-ONS
RAM-ROM:
GETS RID OF SAFING ROM**

***MX-910 CBM/PET RAM/ROM;**

Allows multi ROM protected programs using the same socket to be put onto diskette/cassette, no need to insert protect ROM in socket after initial load, eliminates need for ROM switch box, write protect in software, decoded for dual ROM socket usage, 4K expandable to 8K, easy internal CBM installation: \$119.95

***MX-232 CBM/PET TO RS-232C
INTERFACE:**

Low cost, bidirectional, 50 to 19,200 baud rate, full modem controls, parity allows for two RS-232C CBM ports, installs easily inside CBM: \$199.95

SX-100 IEEE-488/PET MODEM SOFTWARE:

Best 810 modem software, by 8010 developer, works with Source/Micronet CBM to disk/CBM to CBM: \$79.95

***MX-200 IEEE-488/PET PARITY
MODEM/SOFTWARE**

Talk to a host computer requiring parity, all features of SX232: \$399.95

***MX-903 CBM/PET AUTORESET:**

Easily installed reset circuit: \$19.95

ECX COMPUTER COMPANY

2678 NORTH MAIN ST.
WALNUT CREEK, CA 94596
(415)944-9277

CLEAR STAND

FOR
ATARI® 400/800*
APPLE®II**



- Beautifully polished high impact acrylic
- Holds up to 15" Dia. TV/monitor at eye level
- Open design allows maximum air flow
- Easy access to top sides & rear of processor

Dealer Inquiries Welcome

Send order
with payment to:

BYTM Systems, Inc.
389 Fifth Ave. (Suite 400)
New York, N.Y. 10016

Allow 4-6 weeks delivery

Mail the coupon today

Send _____ Clear Stand @ \$59.95
Add N.Y. Sales Tax for N.Y. Delivery


Ship to: _____
Address: _____
City: _____ State: _____ Zip: _____

*TM of Atari, Inc
**TM of Apple Computers, Inc.

DON'T ASK PRESENTS:

ABUSE

**For the APPLE II/II+
and the ATARI 400/800**



Match wits with your computer in an insult war! With ABUSE your computer becomes a slightly demented, smart-aleck insult-exchanger.

- Millions of different insults.
- Understands and responds to user input.
- Hybrid BASIC/machine language program.
- Game feature: become a Master of ABUSE.
- Many surprises to discover.

Release your aggressions! Inflict ABUSE on anyone who's got it coming!

**APPLE: REQUIRES 48K RAM AND
APPLESOFT**

**ATARI: REQUIRES 40K RAM AND
BASIC CARTRIDGE**

At your computer store or send \$19.95 + \$2.00 handling to:
DON'T ASK - 2265 Westwood Blvd. B-150 - Los Angeles, CA 90064 - (213) 397-8811

Calif. residents add 6% sales tax.

Dealer inquiries welcome

ATARI is a trademark of ATARI INC.
APPLE is a trademark of APPLE COMPUTER, INC.



48K - w/disk

CRYSTALWARE

THE FINEST IN FANTASY GAME SOFTWARE



48 - w/disk



48K - w/disk

At Crystal we are doing our best to provide the finest state-of-the-art graphic adventure software in the world. Our list of credits include the first indoor-outdoor graphic adventure, the first multi-disk graphic adventure, and now for the Atari, the first graphic adventure in the world which includes screen scrolling and animation. The era of the text adventure and games which are simple combinations of static graphics and text is rapidly drawing to a close. We attempt to utilize the full potential of your computer. True, many of our games use up to 48K and we only deal in disk products, but there are a lot of users out there who have worked hard to upgrade their systems to the max and we think they deserve games that will give their computer system a run for its money.

★★★ ADVENTURE GAMES ★★★

1-THE HOUSE OF USHER- Haunted house type adventure game with scrolling in the Atari version. Wander the creepy hallways of the three story castle based on Edgar Allen Poe's short story of the same name. Written in graphics, of course, with animation and sound. We have introduced a new mystery for another \$100 prize. \$29.95/1 disk

2-FANTASYLAND 2041 A.D.- The largest disk based adventure game in the world (that we know of). Enter the Hall of Heroes and prepare yourself for the greatest fantasy-role-playing game you will see for years to come. To win you must survive Congoland, Arabia, King Arthur, Captain Nemo, Olympus (a sea voyage), and Dante's Inferno (Hell itself). In both the Atari and Apple versions it takes up more than 400,000 bytes of memory and uses more than 400 hires screens. The winner of the contest described in the manual with this game will receive \$1000.00 and a bronze trophy. We have pushed the award date forward to February 1982 to allow more people to participate in the contest. \$59.95/6 disks

3-GLAMIS CASTLE- Yes, Pat and I are on our way to Britain to stay in the dreaded Glamis Castle. If we survive our real life adventure, we'll be measuring it and will be able to provide you with a 3-D game based on this ancient haunted site where King Duncan met his end at the hands of Macbeth. Our good friend, Mark Benioff, after much research, said there's a mystery room that has never been found in this castle and a half beast, half-man creature that guards a treasure therein. Our stay will be covered by the British media and we hope to share our experience with you through the writing of this game. \$49.95/2 disks

4-BENEATH THE PYRAMIDS- You are an archaeologist in 1932 and must find your way through the perilous chambers beneath the pyramids to discover a golden statue of the cat goddess Bast. This game is in hires graphics, includes sound, your little man actually moves through the corridors which you can see on the screen. The monsters are animated and very aggressive. There is a new \$100 prize for the first to solve the mystery, which is a toughie! \$29.95/1 disk

★★★ SPACE GAMES ★★★

5-GALACTIC QUEST- An excellent combination of Star Trek and Space Trader. Battle the animated Vegan fighters as you warp from galaxy to galaxy. At the same time, you may land on and trade with hundreds of planets. Super hires graphics and lots of sound. This has been one of our most popular games. \$29.95/1 disk

6-SANDS OF MARS- Take an exciting voyage to the planet Mars via the Starship Herman. This game compared to the rest, is second only to Fantasyland 2041 A.D. It includes scrolling on the Atari and hundreds of full screen graphics. You can move your little man through the terrain of Mars, if, of course, you survive the exciting journey to Mars, which occupies the whole first disk. There is a new mystery and another \$100 prize just waiting for some clever adventurer out there. Good luck! \$39.95/2 disks

★★★ WAR GAMES ★★★

7-WORLD WAR III- You Atari gamers will have to see this in the Atari version to believe it! If your tired of war games which take 15 minutes a move and have a manual the size of a telephone book, but still want a complex, real-time action war game-this is it! It is designed for two arm-chair generals which may maneuver up to 128 separate type of units at a time. The game displays a map of Iran & Iraq in the first scenario and later on you will find yourself moving nuclear submarines and battleships through two world wars. This is not a boring copy of a board based game but an original war game which takes a lot of skill and may take weeks to play. \$29.95/1 disk

8-WATERLOO II- If you had been Napoleon would you have done a few things differently? Well as you approach this final battle you are equipped with the same forces, face the same opposition, and survey the same terrain which he did. We have done a great deal of research to make this historically accurate as well as extremely complex. Even the angle of sight, fatigue of the individual soldier, and his psychological profile are included in the calculations. Oh by the way, your opposition is no slouch. You may find it more difficult to change the course of history than you think! \$49.95/2 disks

★★★ ARCADIA ★★★

9-LASAR WARS- Hires-3d space war simulation. Protect the earth from alien invaders. \$29.95

10-LITTLE CRYSTAL- The first of our line of education software, which will be completed by December. It includes a very fine version of Hangman, Mr. Music, which transforms the computer into a piano, Gunk-a hilarious shoot-em up game, and Storytime- an anthology of bedtime stories featuring Herman, the cat, Oscar, the Hamster, and of course, Little Crystal. \$39.95

11-IMPERIAL WALKER- A line game pack written by our Atari programmer, Michael (graphics) Potter. Includes the Walker animation which is superb, Gunfight, and Lasar Nim, a game of 'how many robots'. \$29.95

12-ADVENTURE PACK- (#1-4) \$112

14-THE WARRIOR- (#7-8) \$64

13-SPACEOUT- (#5-6) \$58

15-ARCADE- (#9-11) \$60



Crystal has many other fine fantasy and space games. For a copy of CRYSTAL VISION which includes a complete catalog please send \$3.00 to the address below.

Our order lines are open 24 hrs. a day 7 days a week.

(408) 778-2966

CRYSTAL COMPUTER

17120 Monterey Rd., Morgan Hill, CA 95037



48K — w/disk

CRYSTALWARE

THE FINEST IN
FANTASY GAME SOFTWARE

APPLE



48 — w/disk

48K — w/disk

"Having previewed over fifty of your competitors' games, I can assure you that your use of scrolling far exceeds anything I've seen for the Atari and, of course, for the Apple. I'm very impressed by the dedication and quality that your company exhibits by virtue of this demo." **David Sosna** — Associate Producer, Universal Pictures

Crystal has done its best to become the Porsche of the computer game industry. New scrolling techniques, video disk games, a real life fantasyland — our mad programmers toil onward with little food or sleep to produce some incredible firsts in the microcomputer world. If you are an unappreciated genius and want to join our staff to help create the world of tomorrow today, give me a call. Our magazine Crystal Vision will within the next month have a circulation of 80,000 and we look forward very soon to producing our first full length motion picture. I'd like to thank my friends at Votrax and Axlon for giving us the tools (128K RAM for Atari and a vocal text synthesizer) to truly produce some programming miracles.

★ ★ ★ NEW RELEASES ★ ★ ★

THE CRYPT — One evening you awake at sunset to find yourself in what appears to be an endless cemetery. Although defenseless, you must somehow find your way out or perish from the hideous assaults of bestial zombies, rats, vampires, werewolves, and other repulsive monstrosities. To escape you may have to descend into the catacombs beneath the cemetery. This game is a little different from the others of our series because we use a lot of static graphics to set the mood. It is similar in some respects (without any copying intended) to those of our friends at On-Line who produce excellent static graphic adventures. You must use all your common sense and a great deal of courage to escape from this perilous adventure alive. We have made it so nearly impossible that the first player to do it successfully will receive a \$200.00 prize. **\$49.95 2 disks**

QUEST FOR POWER by Mark Benioff — An extraordinary game with the adventure and magic of Arthurian legend. Join Galahad as he leaves Camelot in search of the Scroll of Truth. Explore the treacherous depths of the Caves of Somerset, visit the medieval city of Essex. Along the way you will meet powerful wizards and great prophets. The villages of Sunderland and Leeds dot your path. Somewhere in an evil castle called Skelfirch, lurks the devil himself, while the Evil Giant Gogmogo, hungry for human prey, roams the forests. In Fantasyland tradition we include 64 full screens of hires scrolling and some sensational graphic and animation sequences. Well worth the **\$39.95 1 disk**, enjoyable to all ages.

★ ★ ★ GALACTIC EXPEDITION ★ ★ ★

The year is 3021, almost 100 years since the expedition to the Sands of Mars has returned. The Starship Herman now rests quietly in the Zikon Museum in New Brisbane. It's nearly 80 years since World War II, the Ames Research Center celebrates its 150th anniversary, and you stand at the unveiling of a truly technological wonder — the first ion-propelled vessel, saucer-shaped Lady Joanne, its viewport of pure diamond, its hull of synthetic emeralds. The Martian glyphs of the Meshim and those of Lemuria have now been deciphered and it appears that a much greater mystery is about to unravel. 7 planes and 7 doors — 7 guardians and 7 candles, 7 strange new worlds await the ultimate adventurer to unlock a timeless secret. The starship may seem strange and unfamiliar to our veteran adventurers, faced with its marvelous new technology, this craft must be flown by constant monitoring of ion stabilizers. During your galactic expedition you are surrounded by the flickering heavens, beset by meteor showers and time-warps. Each unique world holds one of the 7 keys to unlock the Great Mystery. The games all run off the Main Module which also is a game unto itself.

From Earth to Moon — On the Moon's dark side lie entrances to caverns extending to the moon's hollow core which contains a timeless secret. Here live a race of burrowing creatures, who have built vast earthen cities with storehouses full of precious stores. Gravity is extremely critical and you must use all your skills to manually land your craft. This first Master Disk contains the dos needed to run additional scenarios. Its price is **\$39.95** and includes 64 screens of hires graphics.

Mists of Venus — On Venus' ever hot surface are endless jungles and swamps. The air is unbreathable and spacesuits and oxygen must be carried. This world is especially treacherous with all sorts of loathsome creatures and hardly any place dry enough to land your ship. Beneath the green seas our adventurer may find the second key to solving the Mystery. **\$29.95** (must have Master Disk to run)

Planet Herman — It is hard to tell where Herman's atmosphere ends and the surface begins. Much of this adventure will have the feeling of a starship submarine. Navigating around Herman is very dangerous but with a computer on board Lady Joanne it may be just possible. This scenario costs **\$29.95** and needs the Master to run.

The Asteroid Belt — Every play something odd. A combination of the best machine language sub-routines of our new Crystaloids with a fast moving adventure game. Penal colonies, lurking pirates, and some unusual forms of scavenger life exist here. It's difficult to travel in the Asteroid Belt without getting blown up. Perhaps you should find some expert help by rescuing a pilot, who is also a sentenced thief or murderer, from one of the penal colonies. There are places for trading and you may wish to indulge yourself with a visit to the sensual Pleasure Planet. **\$29.95** (needs Master Disk)

Uranus - World of Ice — A freezing place with nights of —200° F. Bring along Thermasuits, as well as some Laars with which to battle the Grungik, a 12 foot tall relative of Big Foot, fond of human flesh. Uranus also has a secret inner labyrinth with tropical flora and fauna. However, the King of the Ice Planet, Norion may have his own idea about your trespassing. Without proper clothing, weapons and supplies, your stay here may be very exciting and very short. **\$29.95** (needs Master Disk to run)

Jupiter - World of Dwarfs — How would it feel to weigh 300 or so lbs? A trip to Jupiter should fill you in fast. There is a particularly interesting red spot on Jupiter and a curious set of moons. Picking up some anigravs will help. Landing should really tax your energies. In the Jupiterian atmosphere, you fall fast! Be prepared to use 10 times the normal amount of fuel. Better find the 6th key quickly before your fuel and food are exhausted. **\$29.95** (needs Master Disk)

The Crystal Planet — You will have to embark on this final portion of your expedition ignorant of what you may encounter here on this mysterious planet, excepting that the 7th world holds the ultimate key to winning the contest. **\$29.95** (needs Master Disk)

The Contest — To the Winner with the highest score, who solves the mystery by November of 1982 will go \$5000.00 in cash. Good Luck!



GLAMIS CASTLE — According to ancient legend and records this castle is one of the most haunted sites in Great Britain. One Lady Glamis, known to be in league with the devil, liked to send out a destructive demon to harrass the townspeople. She finally was burnt at the stake on Castle Hill, cursing as she died all future generations of the Lyon family. Her demon still seems to haunt that spot, murdering the curious who stray up to Castle Hill after dark. The curse stipulated that each succeeding generation would have at least one child, often female, who would be a vampire. When an heir comes of age, there is a secret ceremony in which the heir, his father, and the steward take crowbars and chip away plaster concealing a hidden chamber, known only to them, that Earl Patie used when he gambled with the devil. Another tradition says that a creature, half-man, half-beast stalks the passages in the walls of Glamis to insure the fulfilling of the curse. The mystery, of course, is to determine the location of this secret chamber. Our game, occupying 2 disks, will have as exact a replica of the castle as possible. It's definitely one of a kind! And we will be offering a \$500 prize to the first person daring enough to solve the centuries-old mystery of Glamis Castle. **\$49.95 2 disks**.

Crystal has many other fine fantasy and space games. For a copy of CRYSTAL VISION which includes a complete catalog please send \$3.00 to the address below.

Our order lines are open 24 hrs. a day 7 days a week.

(408) 778-2966

CRYSTAL COMPUTER 17120 Monterey Rd., Morgan Hill, CA 95037



The next action of the operating system (OS) will be to determine if the inputs demand the scheduling of any tasks. For example, let's suppose the person using the system entered a request for a memory test from the keyboard by pressing an "M." The OS would recognize this as a MEM TEST request and read, from a lookup table, three things about the task: the task location, its execution time, and a basic priority value.

The three pieces of data about the task and the time of its request would then be entered into a queue table. This queue table is a list of all the tasks that are scheduled in the system at any one time. When all the required new tasks are entered into the queue, the OS then assigns a calculated priority to each task. This is done in various ways, some extremely complex; however, the most basic way is to make the calculated priority a function of both the task's basic priority and its elapsed time in the queue. This simple calculation is done in our emulator. After a new calculated priority value has been entered into the queue for each pending task, the OS then looks again at the calculated priorities and merely selects the most urgent task, the one with the highest priority, to be performed. The OS then passes control to that task. The selected task runs on the micro until it finishes or another interrupt occurs and, in either case, a return to the OS is made and a new task begun.

An OS like the one we have just described will respond quickly to any input and that is the main design goal for a realtime system.

Notice that if a task is running and another task is calculated to have a greater priority, the first task can be suspended while the more urgent task runs. This can happen if one task has been waiting in the queue for some time while another executing task has most of the processor time. Again, this determination of task suspension can be extremely complex, yet in our emulator it is made solely on the basis of the calculated priorities of the tasks. It also should be noted that because of memory resources, scheduling queues are limited in size. Because of this, any tasks that are requested when the queue is full are ignored and must be requested again later.

To be actually designed in a system, this type of OS requires careful planning. One consideration is the frequency of occurrence of the master interrupt signal. The maximum response time to any input would be one cycle of the interrupt and yet too fast an interrupt will tend to bind the processor down with OS tasks instead of real life tasks. Another consideration is that separate stack pointers should be kept for all active, scheduled, or suspended tasks so that, at any time, resumption of that task's execution will not be ruined by some

other task's dealings. The use of a RAM buffer for output storage allows any programmed task to see what is in an output port and, if that RAM output buffer location is changed or modified during next interrupt cycle, the OS will automatically write that new data to the port. This is a good way of synchronizing output and also preventing interference between different program modules.

This emulator program is a model of the operating system required by the hypothetical home security system we talked of earlier. The emulator is written in BASIC and obviously is not as fast as the machine code OS would be. However, the basic design of the OS is graphically shown and is simple to understand. When run, the emulator displays the active task, its time of execution, the average time of response to those tasks in the queue, the entire scheduling queue, and a list of the available system tasks (See Figure 1). The Auto Rescheduling tasks are initially placed in the queue and the OS begins highlighting the active task as it "executes." At any time, by pressing one of the available task numbers (0-3 and 7), a new task will be added to the queue and serviced as the OS permits. The queue in the emulator will hold only 10 entries and then a "QUEUE FULL" response will be given to further inputs. Notice that the Auto Rescheduling tasks are added again to the queue as they are completed. Line 2335 of the program is the algorithm used to calculate the priority of the tasks in the queue. Experimentation with different prioritizing schemes will produce some very interesting results. Try your own algorithm and compare the average response times.

The realtime, multitasking Operating System Emulator given here requires less than 4K of memory and can be run on any Commodore system (most other systems would only require the modification of the cursor positioning characters). It is an excellent tutorial program that graphically shows how some of the most complex OS actually do what they do. Microcomputers can become as powerful as minis and mainframes with this kind of programming. I urge you to try to accomplish this type of OS in machine code. The resulting power of the microprocessor would be amazing.

Program 1.

```

110 REM MULTITASKER EMULATOR
111 REM WRITTEN BY HAL BREDBENNER
120 REM
130 FORTN=0TO9
140 READAR(TN),EX(TN),PR(TN),TNS(TN)
150 NEXTTN
160 DATA0,100,1,"E-STOP",0,100,1,"~
~PWR FAIL",0,90,3,MOVE FILE
170 DATA0,50,8,"MEM TEST",1,30,3,IO ~
~DRIVER,1,30,9,AC PWR CK

```

```

180 DATA1,30,9,DC PWR CK,0,90,7,PUNCH~
~DATA,1,30,2,READ KYBD
190 DATA1,30,3,"REFRESH "
200 REM
210 FORQN=0TO4
220 READQT(QN),QT$(QN),QE(QN),QP(QN),~
~QA(QN),QW(QN)
230 PT(QN)=INT((QW(QN)/QP(QN))*100)
240 NEXTQN
250 DATA9,"REFRESH ",30,2,1,0,8,READ~
~KYBD,30,2,1,0
260 DATA6,DC PWR CK,30,9,1,0,5,AC PWR~
~CK,30,9,1,0
270 DATA4,IO DRIVER,30,2,1,0
290 PRINT{CLEAR}{REV}MULTI-TASKING.O~
~PERATING SYSTEM EMULATOR"
300 PRINT{03 DOWN}{REV}SCHEDULER{OFF~
~}
310 PRINT{14 DOWN}{REV}AVAILABLE TAS~
~KS...{DOWN}
320 PRINT0- E-STOP 1-PWR FAIL ~
~2-MOVE FILE
330 PRINT3-MEM TEST 4-IO DRIVER* ~
~5-AC PWR CK*
340 PRINT6-DC PWR CK* 7-PUNCH DATA ~
~8-READ KYBD*
345 PRINT9-REFRESH* *-AUTO RESCHE~
~DULING{02 UP}
350 PRINT{HOME}{05 DOWN}{REV}TASK NA~
    
```

```

~ME{OFF}{REV}TIME LEFT{OFF}{REV}~
~PRIORITY{OFF}{REV}TIME IN QUEUE{~
~OFF}
1000 REM-----
1010 REM REAL OPERATING SYSTEM AREA
1020 REM-----
1025 Q=0
1030 GOSUB2800:REM ADVANCE ACTIVE TAS~
~K
1040 GOSUB2500:GOSUB2700:REM ADVANCE ~
~QUEUE
1070 GOSUB2500:REM GET TASK AND ADD
1080 IFQE(Q)<10THEN1300
1085 GOSUB2400:REM PACK QUEUE TABLE
1090 GOSUB2500:GOSUB2300:REM DETERMIN~
~E HIGHEST
1100 IFPT(XP)>PT(Q)THENQ=XP
1110 GOSUB2500:GOSUB2000:GOTO1030
1300 REM-----
1310 REM DELETE FINISHED TASK
1320 REM-----
1322 CC=CC+1:TC=TC+QW(Q):AC=INT(TC/CC~
~*100)/100
1325 FT$(Q)=QT$(Q)+" "+STR$(AC)+"MSEC."
1330 QT$(Q)=" "
1335 IFQA(Q)=1THENTN=QT(Q):GOSUB2570
1337 GOTO1085
2000 REM-----
2010 REM DISPLAY QUEUE
    
```

IBM COMPATIBLE 8" FLOPPY DISK for CBM/PET,* Aim, Sym



- HIGH SPEED — at least FOUR times faster than the 488 bus disks.
- HIGH CAPACITY — up to 850K bytes of storage in a three drive system.
- RELIABILITY — wide timing margins insure long trouble-free operation.
- SOFTWARE — the PDOS II disk software provides a full set of BASIC commands with standard syntax.

5 1/4" MINI FLOPPY DISK SYSTEMS:

Model 540-1 Single Drive, Double Density (143K)	\$595.00
Model 540-2 Dual Drive, Double Density (286K)	\$895.00
Model 580-1 Single Drive, Quad Density (286K)	\$795.00
Model 580-2 Dual Drive, Quad Density (572K)	\$1,195.00

8" MINI FLOPPY DISK SYSTEMS:

Model 877-1 Single Drive, IBM standard (295K)	\$1,095.00
Model 877-2 Dual Drive, IBM standard (590K)	\$1,695.00

PETDISK II

full FORTH +

FULL FEATURE "FORTH" FOR 6502 SYSTEMS

Interpreter — Cross-Compiler — Cond. Assembler —
 Screen Editor — String Handling — Floating Point
 SPECIFY PEDISK II, PET 2040 or 4040 DISK, OR APPLE \$75.00

FOR INFORMATION, SEE YOUR DEALER OR:

ADD-ON DRIVES FOR TRS-80*

Model I, 5 1/4", 40 Track (102K)	\$329.00
Model I, 5 1/4", 80 Track (204K)	\$429.00

MICROTECH

DEALER INQUIRIES INVITED

P.O. BOX 102 • LANGHORNE, PA 19047 • (215) 757-0284

*PET IS A TRADEMARK OF COMMODORE

NICROTOM & COMPANY

Presents

PET[®] and APPLE[®] Software

Education

- Vocabulary, specificity level . . . \$6.95
- Addition Quiz \$6.95
- Subtraction Quiz \$6.95
- Division Quiz \$6.95
- Multiplication Quiz \$6.95
- Amateur Radio Novice License Quiz \$12.00

Business

- Cash Flow \$12.00
(12 month, 6 month, 1 month)
- Real Estate Investment \$45.00

Engineering

- Multispan \$105.00
Deflection, Shear, Moment for continuous multispan structure
- Other programs furnished upon request.

NICROTOM & Company

P.O. Box 738
Alamo, California 94507
415-933-3697

*VIC 20 USERS!

EXPANDOR MODULE

add 24K with Expander
an open-air board

\$295.00

Expander plugs directly into the *VIC 20 expansion port and requires NO additional power supply. Expander is a cost effective way to expand the 3K internal memory of the *VIC 20 up by 24K!!! Programming of the *VIC 20 has become more practical with the introduction of Expander.

Ask your local computer dealer
or
send check or money order to:

QUANTUM DATA, INC.

3001 Red Hill Ave.
Bldg. 4, Suite 105
Costa Mesa, CA 92626
(714) 754-1945

*a trademark of COMMODORE
CA residents add 6% sales tax

This Publication is available in Microform.



University Microfilms International

Please send additional information
for _____

Name _____

Institution _____

Street _____

City _____

State _____ Zip _____

300 North Zeeb Road
Dept. P.R.
Ann Arbor, Mi. 48106

JINSAM EXECUTIVE™

has broken the 10,000
record limit. You may
now have up to
65,000

records in one
database.

We also have in-
cluded a free form
report generator for
data entry, elimi-
nating the need for
WordPro™ and have
included automatic
mathematical rela-
tions eliminating the
need for VisiCalc™.

However, you still
have these superb
interfaces available.

Includes a free form
report generator even
for data entry.

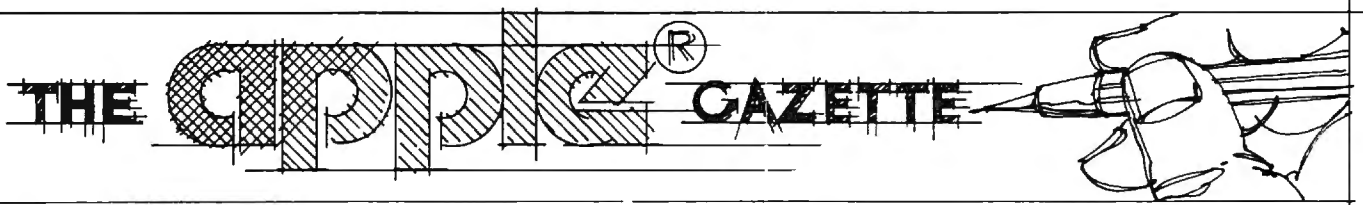
Jinsam is officially
approved by
Commodore.

Executive™ will soon
be available (for CBM
and IBM personal
computers).

See our ad
elsewhere in this issue.

JINI MICRO-SYSTEMS, INC.

Box 274C Kingsbridge Station
Riverdale, New York 10463
(212) 796-6200



Plotting Polar Graphs With The Apple II

Marvin L. De Jong
The School of the Ozarks
Pt. Lookout, MO 65726

You do not need long programs to make a computer perform a useful task in teaching mathematics. One of the more arduous tasks in trigonometry or analytic geometry is graphing functions in polar coordinates. For many polar curves, this task takes a lot of time, and not much learning takes place. On the other hand, it is an ideal task for the computer, the program to plot a polar graph is easily understood by the students, and it gives them a tool with which they can experiment with many graphs. Program 1 shows the simplest possible version. We shall discuss it shortly, but first here is a brief explanation of what we are trying to accomplish.

Suppose we have a relation between R , the distance from a point called the *pole*, and θ (Greek symbol theta), the angle measured counterclockwise from the *polar axis*. The pole is analogous to the *origin* in X-Y Cartesian coordinates, and the polar axis lies along the X-axis. The relation between R and θ is usually described by an equation of the form

$$R = F(\theta).$$

The equation

$$R = 90 \cdot \sin(2 \cdot \theta)$$

is one example. Refer to Figure 1 for an illustration of some of these concepts, including a graph of the equation $R = 90 \cdot \sin(2 \cdot \theta)$, called a *four-leaved rose*.

The key to using a computer to graph polar coordinates is the transformation formulas

$$X = R \cdot \cos(\theta)$$

$$Y = R \cdot \sin(\theta)$$

and, of course, the computer's ability to perform a PLOT X,Y instruction.

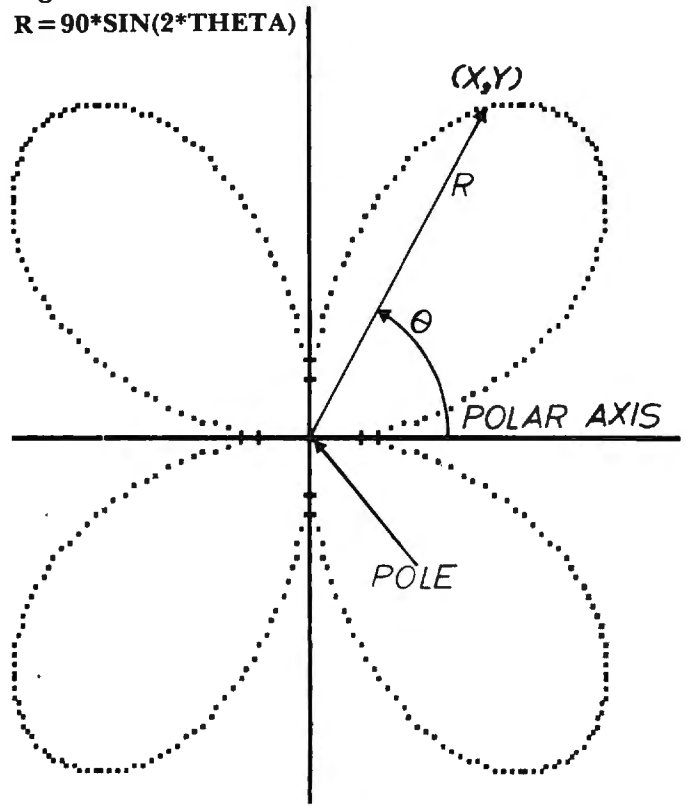
A "bare bones" approach to plotting polar

graphs is given in Program 1. The student inputs the starting angle and the angle at which the graph is to end. These angles are in degrees. Line 30 initializes the HIRES mode with text on the lower part of the screen of the video monitor. Line 60 converts the angle to radians (π radians = 180°).

Line 70 in Program 1 is the equation to be graphed. The entire program may be left unchanged while line 70 is modified to graph a large variety of polar functions.

Line 90 and 100 convert the polar coordinates (R, θ) to X-Y coordinates. Note that since the origin of the Apple II coordinate system is in the upper left-hand corner of the screen, we have *translated* it so the origin of our coordinate system is at (85,85). Furthermore, since Y is positive *downward* on the Apple, and we would prefer the more traditional "Y positive upward" convention, we use a negative sign in the Y-transformation equation. The results are plotted with the instruction on line 120. The instruction on line 130 increments the angle by one degree. Points will be continued to be plotted until

Figure 1. A Four-Leaved Rose.



VISICALC[®] MEMORY EXPANSION SYSTEM FOR THE APPLE II

Now you can expand the memory available to Personal Software's 16 sector VISICALC[®] using the SATURN 32K RAM BOARD and VC-EXPAND[™].

With VC-EXPAND[™] and one or more SATURN 32K RAM BOARDS, the memory available to VISICALC[®] is increased from 18K to:

- 50K with 1 SATURN 32K BOARD
- 66K with 1 SATURN 32K BOARD and your present 16K RAM card.
- Even more memory available with the SATURN 128K BOARD

Software is included to relocate DOS onto the 32K RAM BOARD and to allow its use as a fast disk drive. Compatible with existing software in place of a 16K RAM card.

Apple II is a registered trademark of Apple Computer, Inc.
Visicalc is a registered trademark of Personal Software, Inc.
Copyright 1981 Alpha Logic Business Systems, Inc.

COMPREHENSIVE DOCUMENTATION
1 YEAR WARRANTY

Total Price \$339⁰⁰

Also available separately

Saturn 32K RAM BOARD \$239

VC-EXPAND[™] \$100

Saturn 128K RAM BOARD \$599

Dealer inquiries invited
Visa and MasterCard accepted

**ALPHA LOGIC
BUSINESS SYSTEMS, INC.**


3720 Winston Drive
Hoffman Estates, IL 60195
(312) 870-8230

the angle exceeds the ending angle. The student can watch the points being plotted and see the corresponding R and Θ values printed underneath

the graph.

A photograph of the screen of the video monitor after the graph $R = 85 * \sin(19 * \text{THETA})$ was

Figure 2: A Nineteen-Leaved Rose



plotted is shown in Figure 2. Notice that different X and Y scale factors on the screen produce a slight distortion that is not important as far as the present application is concerned.

Of course, it is always possible to add a few bells and whistles. Program 2 represents a few non-essential, but nice, additions to the first program. The coordinate axes are drawn and the X and Y values are rounded to their nearest integer values before plotting. Also, we have made use of the entire screen with the HGR2 instruction on line 30. The scale of the graph was reduced so that we could plot the finished result on our little printer. If you are using a video monitor or a large printer, then you will want to keep the scale as large as possible (replace all the 80's with 90's).

Some of our results are given in the figures that follow. In Figure 3 we show a graph of $R = 80 \cdot \sin(3 \cdot \text{THETA})$ a *three-leaved rose*. Figure 4 is a graph of a *13-leaved rose*, $R = 80 \cdot \sin(13 \cdot \text{THETA})$. The *cardioid* $R = 40 \cdot (1 + \cos(\text{THETA}))$ is illustrated in Figure 5. Figure 6 is the famous *Spiral of Archimedes*, $R = 6 \cdot \text{THETA}$. Figure 7 is similar, but not identical to the *Limacon of Pascal*. We chose $R = 80 \cdot \cos(\text{THETA}/3)$ for this figure. Figure 8 illustrates the *Litus* described by the equation $R = 25 \cdot (2 + \sin(3 \cdot \text{THETA}))$. Figure 9 has no name, but its equation is $R = 25 \cdot (2 + \sin(3 \cdot \text{THETA}))$.

Finding where two polar curves intersect is sometimes difficult. If you have a printer you can

simply graph the polar curves, overlay their graphs, and find approximate points of intersection.

Students seem to enjoy working with these programs. They are simple enough so the students can modify the various parameters rather easily, giving them a chance to experiment freely. At the

Figure 4. A Graph of $R = 80 \cdot \sin(13 \cdot \text{THETA})$,
A 13-Leaved Rose.

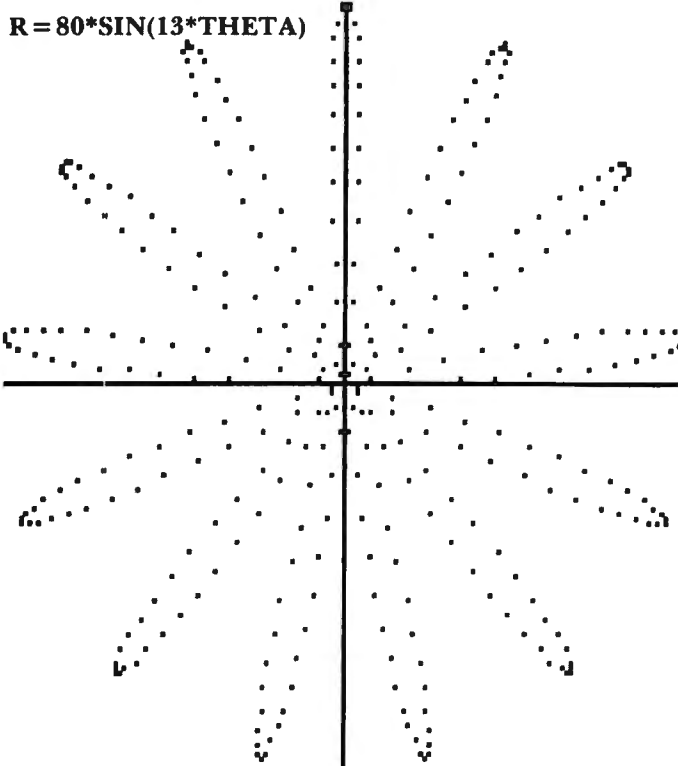


Figure 3. A Three-Leaved Rose.

$$R = 80 \cdot \sin(3 \cdot \text{THETA})$$

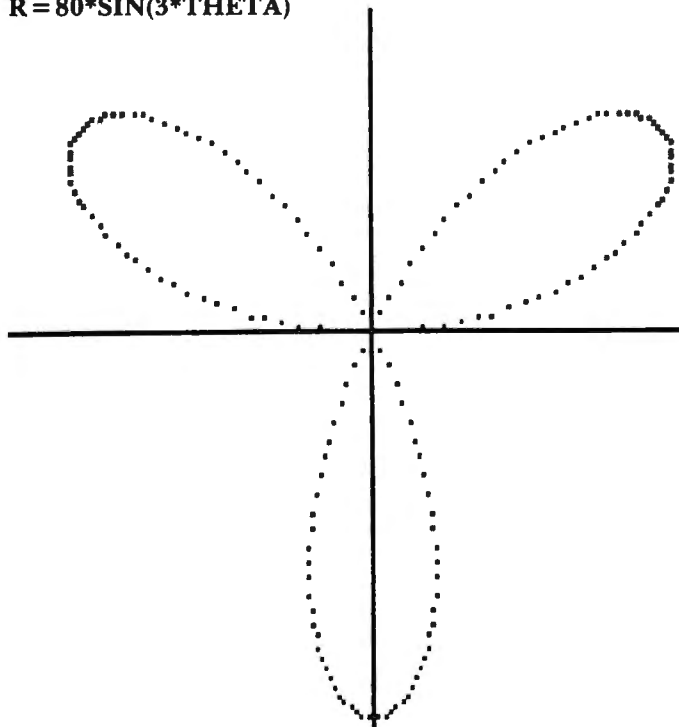
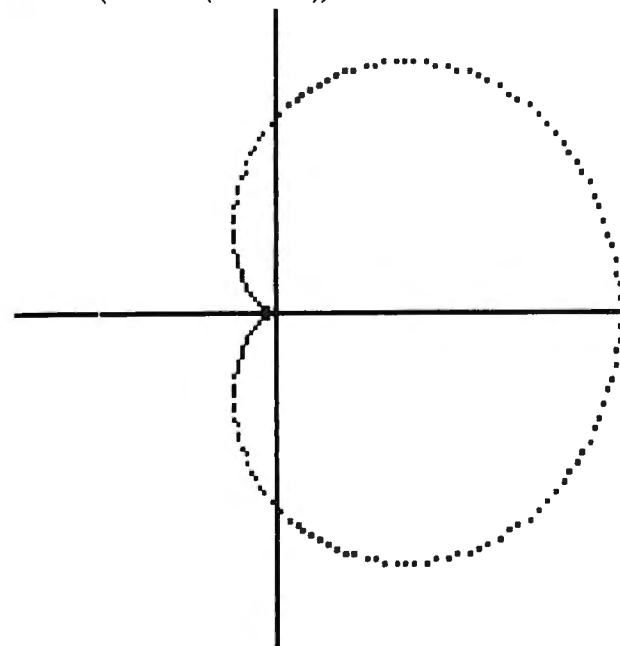
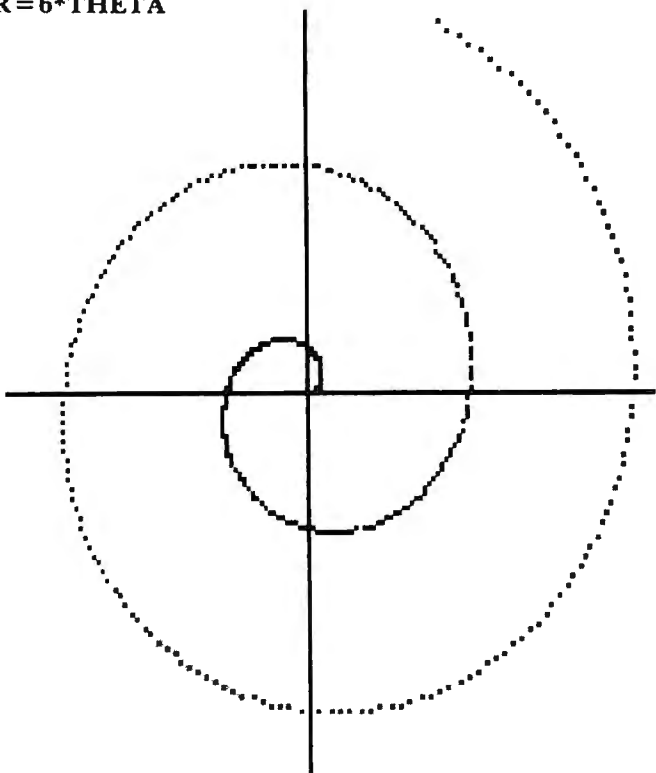


Figure 5. The Cardioid $R = 40 \cdot (1 + \cos(\text{THETA}))$,
 $R = 40 \cdot (1 + \cos(\text{THETA}))$

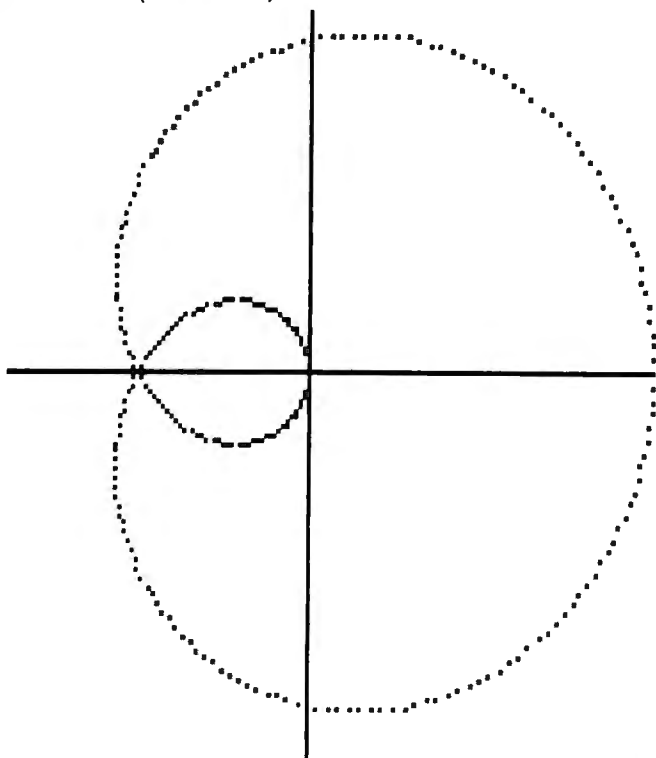


very least, the programs release them from the drudgery of plotting points by hand.

**Figure 6. Spiral of Archimedes with $R = 6 \cdot \text{THETA}$.
 $R = 6 \cdot \text{THETA}$**



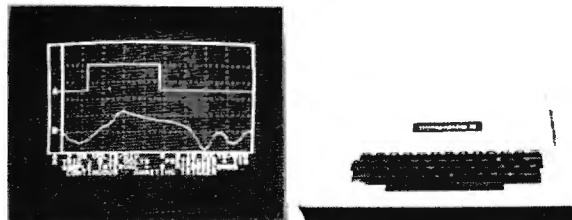
**Figure 7. A Graph of $R = 80 \cdot \text{COS}(\text{THETA}/3)$.
 $R = 80 \cdot \text{COS}(\text{THETA}/3)$**



APPLESCOPE

DIGITAL STORAGE OSCILLOSCOPE

Interface for the Apple II Computer



The APPLESCOPE system combines two high speed analog to digital converters and a digital control board with the high resolution graphics capabilities of the Apple II computer to create a digital storage oscilloscope. Signal trace parameters are entered through the keyboard to operational software provided in PROM on the DI control board.

- DC to 3.5 Mhz sample rate with 1024 byte buffer memory
- Pretrigger Viewing
- Programmable Scale Select
- Continuous and Single Sweep Modes
- Single or Dual Channel Trace
- Greater than or less than trigger threshold detection

Price for the two board Applescope system is **\$595**
EXTERNAL TRIGGER ADDAPTER **\$29**

APPLESCOPE EXPANSION CAPABILITY

APPLESCOPE - HR12 High resolution 12 bit analog to digital converter with sample rates to 100 KHz. Software included on disk.
Price per channel **\$695**

APPLESCOPE - HRHS High Resolution AND High Speed. Combines two 6 bit flash Analog to Digital converters to give 10 bit converter accuracy at a maximum 7 Mhz. sampling rate. Software included on disk. Price per channel **\$695**

SCOPE DRIVER Advanced software for the Applescope system provided on 5 1/4" floppy disk. Available options include:

- Signal Averaging - Acquires 1 to 255 signal sweeps and displays the averaged result.
- Digital Volt Meter - Allows use as a real time DVM or use to measure points on an acquired sweep.
- Hard Copy - Uses graphics printer to produce hardcopy output of displayed traces.
- Disk Storage - Allows automatic storage and recover of acquired data on floppy disks.
- Spectrum Analyzer - Calculates and displays frequency spectrum of acquired data.

The basic SCOPE DRIVER package cost is **\$49** plus **\$10** for each selected option.

BUS RIDER

LOGIC ANALYZER for the APPLE II

The BUS RIDER circuit card silently rides the Apple II peripheral bus and allows real time tracking of program flow. Software provided on EPROM allows set up of trace parameters from the keyboard and read back of disassembled code after a program has been tracked.

- 32 bit by 1024 sample memory buffer
- Monitors Data and Address bus plus 8 external inputs
- Trigger on any 32 bit word or external trigger
- Pretrigger viewing

The BUS RIDER is an invaluable development tool for anyone working with Apple II or Apple II+ computers. Price **\$295**

Apple II BUS EXTENDERS **\$19.95**
Allow easy access to Apple II peripheral circuit cards.

SCOPE PROBES 100 Mhz. Bandwidth X1 & X10 switch selectable oscilloscope probes. Price each **\$49.95**

For further information contact: **RC ELECTRONICS INC.**
7265 Tuolumne Street
Goleta, CA 93117
(805) 968-6614

VISA Master Charge
Dealer Inquiries Invited

Figure 8. A Graph of $R = \text{SQR}(3600/\text{THETA})$.

$$R = \text{SQR}(3600/\text{THETA})$$

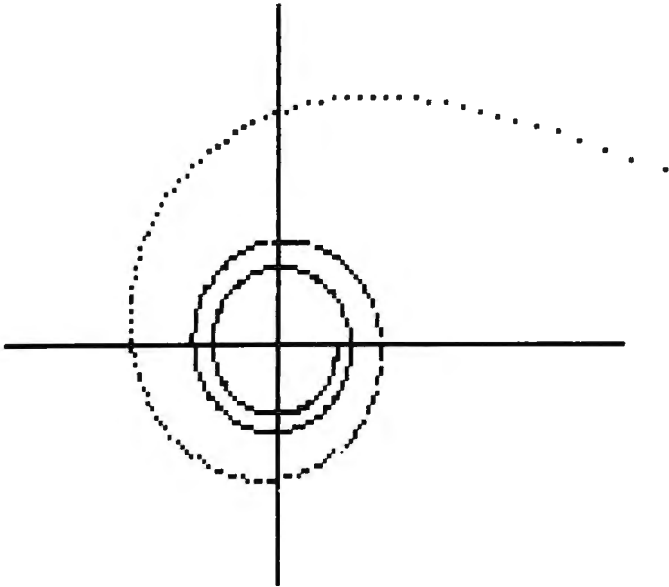
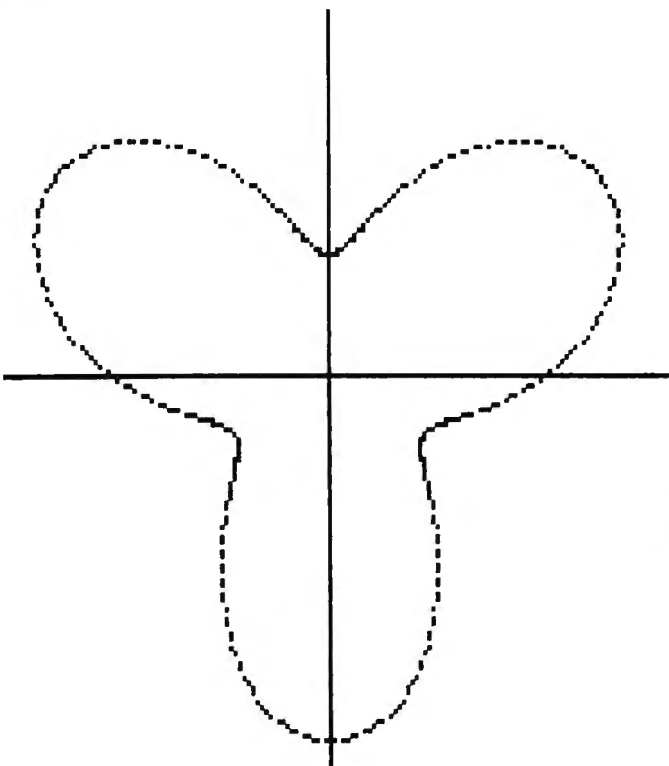


Figure 9.

Untitled Graph with $R = 25*(2 + \text{SIN}(3*\text{THETA}))$.

$$R = 25*(2 + \text{SIN}(3*\text{THETA}))$$



Program 1. A Simple Program to Graph Polar Functions

←LIST

```

10 INPUT AA,AB
20 ANG = AA
30 HGR
60 THETA = 3.1415926 * ANG / 180
70 R = 85 * SIN (2 * THETA)
80 PRINT R,ANG
90 X = 85 + R * COS (THETA)
100 Y = 85 - R * SIN (THETA)
120 HPLOT X,Y
130 ANG = ANG + 1
140 IF ANG < = AB THEN 60
150 END

```

Program 2. An Elaboration of Program 1.

←LIST

```

10 INPUT AA,AB
20 ANG = AA
30 HGR2
40 HPLOT 1,80 TO 160,80
50 HPLOT 80,1 TO 80,160
60 THETA = 3.1415926 * ANG / 180
70 R = 80 * SIN (3 * THETA)
80 X = 80 + R * COS (THETA)
90 X = INT (X + .5)
100 Y = 80 - R * SIN (THETA)
110 Y = INT (Y + .5)
120 HPLOT X,Y
130 ANG = ANG + 1
140 IF ANG < = AB THEN 60
150 END


```

©


COMPUTE! The Resource.

**MEMOREX
FLEXIBLE DISCS**

WE WILL NOT BE UNDER-
SOLD! Call Free (800)235-4137
for prices and information. Dealer
inquiries invited and C.O.D.'s
accepted.



**PACIFIC
EXCHANGES**
100 Foothill Blvd.
San Luis Obispo, CA
93401 In Cal. call
(800)592-5935 or
(805)543-1037



ECHO][™ SPEECH SYNTHESIZER

UNLIMITED VOCABULARY AT YOUR FINGERTIPS

Give your Apple® something to talk about with an ECHO][Speech Synthesizer. The ECHO][offers intelligible voice-output while using a minimum of RAM. The ECHO][uses LPC technology pioneered by Texas Instruments, coupled with a phoneme-based operating system allowing you to create any vocabulary desired. Variable stress, pitch and volume let your Apple ask questions or make exclamations while also allowing for optimal quality. Speech can easily be added to BASIC programs with PRINT statements.


The applications of synthesized speech are limited only by your imagination. From educational programs to games to business applications, speech-output adds a new dimension to your Apple's capabilities.

The ECHO][Speech Synthesizer comes complete with speaker and cable, instruction manual, speech editing features and a sample vocabulary. The ECHO][requires 48K, Applesoft and at least one disk drive. Suggested list price is \$225.

For further information, contact your dealer or Street Electronics Corporation.

Dealer inquiries welcome.

*Trademark of Apple Computer Company



**STREET ELECTRONICS
CORPORATION**

3152 E. La Palma Ave., Suite D
Anaheim, CA 92806

(714) 632-9950

COMPUTER CLASS

M. HUMPHREY

*When I was their age, machine language
meant "tick-tock, tick-tock."*



Disassembling Machine Language Programs Without Leaving BASIC

John R. Vokey and H. Cem Kaner
McMaster University
Hamilton, Canada

One of the nice features of the Apple computer is that it has a built in mini-assembler and disassembler. The mini-assembler is all you need for entry of short machine language programs. In fact, for short programs, this free piece of software has proven more flexible and less error prone than two of the "full blown" assemblers we have purchased. The disassembler is useful for programs of any length. If you have a machine language program in memory, the disassembler will translate the program's code from meaningless hexadecimal numbers into an assembly language listing. The listing includes no labels, just instructions and addresses, but this is still quite informative. It is not too hard, for example, to decode fairly large sections of the code underlying Applesoft from such listings.

The standard approach to using the mini-assembler and disassembler is to jump into the monitor (via CALL -151 from either BASIC) and to work from there. These steps are well described in your *Apple II Reference Manual*. However, it is also possible to access some of these monitor commands from BASIC. The one line Applesoft program below allows you to disassemble machine code anywhere in memory without ever leaving BASIC. This is especially convenient if you are trying to debug a machine language subroutine which will be CALLED from BASIC. You can change the routine using POKES, examine the changes using this line in your CALLing program, and test the changed version's behavior, all without leaving Applesoft.

The program works by passing the user-specified START location of the code to be disassembled to the monitor program counter (labelled PC in the program). It then calls the monitor LIST subroutine which we label disassemble in the program. This routine disassembles the next 20 lines of machine code, incrementing the monitor program counter locations appropriately, and returns control to BASIC. The BASIC program then compares the value of the monitor program counter to the user specified value FINISH. If there is more to be done before location FINISH is reached, the program waits until you press any key, then continues the listing. Once FINISH is reached, the program ends.

As an example of the use of the program, if you set START to 65118 and set FINISH to 65140, you will disassemble the disassembler.

```
1000 DISASSEMBLE = 65121: PC = 58:
POKE PC, START - INT (START / 256)
* 256: POKE PC + 1, START / 256: FOR
I = 0 TO 1: HOME: CALL DISASSEMBLE:
PRINT: PRINT TAB (13); "<PRESS ANY
KEY>": GET Z$: I = ( PEEK (PC + 1)
* 256 + PEEK (PC)) > FINISH: NEXT I
```

©

Common Cents

FORECASTER



With your computer, you can forecast the stock market like the Wall Street experts. **FORECASTER**, a mutual and money market fund tracker, monitors the stock market and helps you make timely decisions to achieve a high and safe growth of your investment dollars. Our program tracks, estimates and predicts future movements in the stock market and selected mutual funds based on an extensive data base.

- AVOID CONFUSION
- ACHIEVE HIGH YIELDS
- PRESERVE CAPITAL
- LOW RISK
- TOP INTEREST RATES
- TAKES LESS THAN 1/2 HOUR PER WEEK

FORECASTER is written in simple, clear language. No advanced knowledge of mathematics, computer programming, or investing experience is required. Send \$10.00* for programming report and user's manual, or \$75.00* for complete software package. Please specify Apple II+ (Applesoft), CP/M Basic 80, or TRS 80 Level II. (Apple II+ and Applesoft are trademarks of Apple Computers, CP/M is a trademark of Digital Research, Basic 80 is a trademark of Microsoft, and TRS 80 is a trademark of Tandy Corp.)
* Add \$2.00 for postage and handling
New Mexico residents also add 4% tax



META SOFTWARE ENGINEERING

P. O. Box 18056

Albuquerque, NM 87115
D 1

Named GOSUB With Variable Passing

Mike Smith
Calgary, Canada

In **COMPUTE!** # 12, I described a machine language program which would allow subroutines to be called by name rather than by number. This article is an extension of that idea. It describes a machine language program which allows parameters to be passed in and out of subroutines.

One of the nicer features of FORTRAN and PASCAL is their ability to pass variables into a subroutine. This feature is very useful when you wish to do the same operation on a large number of variables. Passing parameters into subroutines is convenient since the variable names used outside the subroutine don't have to be the same as used for the calculation within the subroutine. This makes programming and documentation easier. In addition, subroutines of this type can be used as a sort of multi-line function.

A Brief Example Of Parameter Passing

Suppose that you wish to perform a complicated operation upon variables A, B and C and have the answer returned in D. Then you wish to have the same operation performed upon the variables A1, B1 and C1 and have that answer returned in D1.

In FORTRAN that program would look like this:

```
CALL COMPL(A,B,C,D)
    (call subroutine with first variable set)
CALL COMPL(A1,B1,C1,D1)
    (then with the second set)
.....
(Use D and D1 in calculations)
.....
SUBROUTINE COMPL(W,X,Y,Z)
    (use dummy variables with subroutine)
(Complicated calculation using W, X and Y)
.....
Z = .....
RETURN
```

In Applesoft BASIC things are a little more difficult. First, you must call the subroutine by a *number* rather than by a *name*. A second problem is that you can't pass the names of variables into the subroutine. Instead, you must move (reassign) the values into the variable names used in the subroutine. An equivalent Applesoft BASIC program

would look something like:

```
10 W = A : X = B : Y = C
    (reassign first set of variables)
20 GOSUB 1000
30 D = Z
40 W = A1 : X = B1 : Y = C1
    (reassign second set)
50 GOSUB 1000
60 D1 = Z
70 .....
    (Use D and D1 in calculations)
.....

1000 (Complicated calculation using W, X and Y)
.....
1100 Z = ....
1110 RETURN
```

Having to remember the subroutine number is no great problem if you are the person who did the programming, provided you only did the programming a week or so ago, and have not yet forgotten what subroutine number was needed for what. Having to reassign variables, as in statement 40, is no great problem either, provided you don't have a large number of different variables that need to be worked on. But why do something that the computer can make easier to understand and do?

The program described in this article uses the Applesoft BASIC *ampersand* command (&) to allow the naming of subroutines and the easy passing of numerical data. With the machine code routine installed in memory, the Applesoft program above becomes:

```
10 COMPL = 1000
    (establish the subroutines name)
20 & GOSUB COMPL !COMPL(0),A,B,C,D!
    (pass the parameters)
30 & GOSUB COMPL !COMPL(0),A1,B1,C1,D1!
40 .....
    (Use D and D1 in calculations)
.....

1000 & GET !COMPL(0),W,X,Y,Z!
    (identify the dummy variables)
1010 (Complicated calculation using W, X and Y)
.....
1100 Z = ....
1110 & RETURN !COMPL(0)!
```

In addition to passing parameters, Applesoft will now support GOTO and GOSUB statements that have names instead of numbers. For example

```
JUMP = 1000 : & GOTO JUMP or COMPL = 1000 :
& GOSUB COMPL
FIRST = 1000 : DEUX = 2000 : ON X GOSUB FIRST,
DEUX
```

I decided to develop this parameter passing routine because I am repeatedly asked to translate FORTRAN program with subroutines into Applesoft. Most of those subroutines pass variables. Making sure that I didn't duplicate names and that

I reassigned the right variable, was too much of a hassle. Hence this routine.

Loading The Program

The machine language program as described in this article is too long to put in a normally unused area of memory. The cassette buffer (at \$300) will only accept around \$CF locations before running into the DOS pointers at \$3D0.

The program could be placed high in memory, just below the normal HIMEM. The HIMEM pointers must then be adjusted so that the program is not touched by Applesoft when strings are used. However, this means that people using 48K and 32K Apples, with or without the Program Line Editor at the top of memory, will all need different programs. The modifications are simple, if you know how. Therefore, I have adopted the technique of moving LOMEM up \$200 bytes and storing the machine language code in the space created. Then everybody gets the same code.

Before entering the demonstration BASIC program, type:

```
POKE 104,10 : POKE 2560,0 : NEW
```

These three instructions adjust LOMEM and the various Applesoft RUN, LOAD or SAVE programs. The pointers can be shifted down to their normal place by typing FP.

After the BASIC program has been run, the machine code can be saved by the command BSAVE VARIABLE.PASS, A\$803,L\$181. The program will stay active, below your BASIC program, until you power down or do an FP.

To reload the ML program the next time you power up, type BRUN VARIABLE.PASS either from the keyboard or as part of your HELLO program. The LAST line of the HELLO program should be PRINT CHR\$(4);"BRUN VARIABLE.PASS".

The first couple of statements of the hex code are the machine language equivalent of POKE 104,10 : POKE 2560,0 : NEW. That means that you only have to adjust the memory the first time you enter in the code. If you forget to adjust the memory before running the demonstration BASIC program, you will receive the message SYNTAX ERROR in 34057, a non-existent line. Simply type NEW : POKE 104,10 : POKE 2560,0 : NEW, reload the program from disk and RUN again. If you didn't adjust LOMEM, then, when the BASIC program stored the machine language program, it did so all over itself, causing a gigantic mess.

There is a sneaky reason for starting the machine language program at \$803 (2051) rather than at \$800, the start of the empty memory area. Suppose that, for some reason or another, you need to enter FP to recover from your program

doing something strange. Typing FP causes 0's to be written at locations \$800-\$802 to indicate that there is no longer a program in the memory. This misses the ML program since it starts at \$803. Thus, a quick CALL 2051 and ABRACADABRA, the pointers shift and the program is back in business.

The details of the demonstration and machine language programs are given after the description of the new SYNTAX of the instructions and limitations of the new commands.

Syntax For The New Commands

```
& GOSUB NAME !NAME(0),A,B,.....!
```

The name of the subroutine must be predefined before the subroutine is called (e.g. NAME = 1000).

The first parameter after the exclamation mark *must* be an array; otherwise, a BAD SUBSCRIPT ERROR occurs. It is suggested that the name of this array be the same as the name of the subroutine; for ease of remembering rather than necessity. If more than ten parameters are to be passed by the routine, the array must be DIMensioned to the number of parameters. No check is performed to see if the array is large enough for all the parameters used.

The other parameters must be numerical, either real variables (A, B etc.) or elements of a real array (A(1), B(1) etc.). The arrays don't have to be predimensioned unless their length is greater than ten. Errors will occur on attempting to pass a string (TYPE MISMATCH) or an integer (SYNTAX). It should be noted that it is the *value* of the array element that is moved and *not* the array itself. This means that you can't pass over the whole array by passing over the first element of an array. (c.f. In FORTRAN, it is the address which is passed and not the value of the array element. So, the whole array can be accessed from FORTRAN subroutine if you know the first address. In Applesoft, memory is continually being repositioned. The address of any variable is therefore continually changing, making any address stored very quickly invalid.)

The parameters do not need to have been defined before calling the subroutine. The machine language program makes use of Applesoft routines which automatically allocate space in the memory for new arrays and variables.

```
& GET !NAME(0),P,Q,.....!
```

This should be the first statement of the subroutine. The subroutine can't be recursive (it can't call itself).

This command does not extend an existing Applesoft command as did the & GOSUB, & RETURN and & GOTO commands. Therefore I had to use a different command. I decided to use GET, Since to me, this new command goes and *gets* the

parameter values. If you would prefer a different command, such as LOAD, then the modification to allow this is simple. To have a different command, POKE its token into location 2600 (\$828) before BSAVEing the program. For example, POKE 2600 ,167 will change this command to be & RECALL !.....! rather than & GET !.....!. (See page 121 of the *Applesoft Manual* for a list of the tokens).

The first parameter after the exclamation mark must be the same array used in the & GOSUB statement, otherwise unexpected values will be put into the parameters (P etc).

The other parameters must be real, otherwise a TYPE MISMATCH or SYNTAX ERROR will result. Either real variables (P) or elements of real arrays (P(1)) may be used. Again, the parameters don't have to be predefined before the subroutine call, unless they are arrays of length greater than ten. If the arrays need to be DIMENSIONED remember to do it *outside* the subroutine. Otherwise a REDIMENSIONED ARRAY ERROR will result on the second subroutine call.

The number of parameters in the & GET statement should be the same as the number of parameters in the & GOSUB statement. If this condition is not met, strange values could arrive in the parameters of the & GET statement.

& RETURN !NAME(0)!

The array used in the & RETURN statement should be the same array as used in the & GOSUB and & GET statements. As this array is used to temporarily store text pointers to the & GOSUB and & GET statements, strange results could result if the wrong array is used. However, it is probable that, instead of funny results, a SYNTAX ERROR will occur. The likelihood of the wrong array pointing to valid names in separate locations in memory is very small.

If the number of parameters in the & GET statement is not the same as the number of parameters in the & GOSUB statement, unpredictable values will be put into the parameters.

& GOTO NAME and & GOSUB NAME

The name of the subroutine must be established before it is called. If these commands are used, a normal RETURN is all that is needed. If & GET and & RETURN are used, a SYNTAX ERROR will occur.

& ON X GOSUB FNAME, SNAME and & ON X GOTO FNAME, SNAME

These ON X.... commands are supported, provided that no parameters are passed. That means that & ON X GOSUB FNAME, SNAME is permitted but & ON X GOSUB FNAME !FNAME(0),A,B,C,D!, SNAME !SNAME(0),A,B,C,D! is not. I felt that passing parameters in ON X... statements made

OMNI

The "Everything" I/O Board for the Apple II & II+

OMNI is a multi-function input/output board for the Apple II or II+ computer. It provides, on a single board, most of the "missing" features needed to make the Apple a complete computer. With OMNI your Apple can have:


- Parallel I/O with handshaking
- RS232 Level serial I/O (software driven)
- 24 Hr. Real Time Clock with Alarm
- 2K EPROM with graphics, I/O driver, and screen editor firmware
- 256 Byte PROM supervisory firmware
- Six 2K PROM/EPROM expansion sockets software selectable (one socket used for Eclectic firmware, 5 available for user)

INPUT:

- Generate full ASCII character set from keyboard
- Optional shift key detection
- User-definable "soft" keys with screen legends
- Integrated text line editor full cursor movement, insertion/deletion modes
- Key legend stickers included
- Demonstration Diskette with programming examples and a Soft Character Editor

OUTPUT:

- Full 96 character ASCII display
- Concurrent 64 user-definable "soft" characters
- Optional character overstrike and EOR on background
- Optional double-width color characters
- Character rotation in 90° steps



Never before have so many functions been available on a single board.

OMNI was designed with one major goal in mind, flexibility. The OMNI system consists of some extremely simple but very sophisticated hardware, a large amount of powerful firmware (programs permanently residing in Read Only Memory chips), and an equally extensive amount of software (programs residing on diskette that are loaded into RAM as needed). In addition, OMNI comes with extensive documentation.

ECLECTIC SYSTEMS CORPORATION

To order TOLL FREE: 1-800-527-3135
or Order by Mail Below

Eclectic Systems Corporation, P.O. Box 1166, Addison, TX 75001

Here's my order for OMNI at \$268 plus \$3 for shipping and handling (UPS surface, unless specified), \$5 overseas.

- My check is enclosed.
- Please charge my VISA _____ Mastercard _____
Account # _____ Expires _____

Name _____

Address _____

City/State _____ Zip _____

Signature _____

the statements very unwieldy. The original idea behind introducing these new commands was to make the programs more readable rather than less. Multiline IF...THEN commands would do the same job, in a more readable fashion. For those people interested in implementing the unwieldy ON... version, I have included the additional code needed (lines 176-189).

Warning

Warning on renumbering and crunching programs: Renumbering programs will not change the values of variables. Therefore, they will not change the pointers to the subroutines called by these new commands. This must be done by hand after the renumbering is complete. Utilities that crunch programs will not recognize the fact that the subroutines are being called and therefore will remove them as dead code. To overcome this removal problem, a dummy line that calls all subroutines, must be added to the program. After crunching, delete the dummy line. For example:

```
10 NAME = 1000 : FIRST = 2000
   (define the subroutines)
20 IF X = 0 THEN GOSUB 1000 : GOSUB 2000 :
   GOTO 20 (dummy line to be removed after
   crunching)
```

Note that the dummy line is an IF..THEN statement that loops to itself. This means that a CRUNCHER, such as the one in DAKIN 5 PROGRAMMING AIDS 3.3, will leave that line alone, making it easy to remove.

BASIC Program Description

Line 180 – Establishes the machine language program.

Line 200 – Establishes the name of the subroutines to be called.

Line 220 – Demonstrates the command & GOSUB without passing any variables.

Line 250 – A loop is used to show that the stack is not corrupted by using these new commands. An OUT OF MEMORY ERROR will occur for 25 GOSUB calls without a proper return.

Line 260-280 – Establish random numbers for use in the variables.

Lines 290-320 – Demonstrates the & GOSUB command using both simple variables and arrays elements. The example subroutine adds together the first two numbers passed to it. The result is passed back in the third parameter.

Line 360 – Demonstrates that the subroutine call operated and that parameters were passed both ways.

Line 370 – Delay loop.

Line 1000 – Subroutine called without passing variables.

Line 2000 – New subroutine showing that variables were passed and used within the

subroutine.

Line 5000-5070 – Machine language loading subroutine. It first checks that the DATA statements have been typed in correctly. Each DATA statement is the value of 16 locations plus the sum of the previous 16 locations used as a simple checksum. A typo error is indicated if the checksum is not the sum of the previous 16 locations.

Line 5080-5120 – Checks that POKEs have been performed.

Line 5130-5140 – POKEs the routine into memory.

Line 5150 – This establishes the AMPERSAND vector (&) pointers. This call is not necessary if the machine code is BRUN, but is necessary if the subroutine is BLOADED. Note that the CALL from BASIC is not the start of the ML program. If we did CALL the start of the program, an automatic NEW would occur, wiping out the demonstration program.

Machine Code Description

Briefly, the machine language program works as follows:

& GOSUB NAME!NAME(0),A,B,...! The text pointers to the variable A are stored in the first two bytes of NAME(0). Then the value of A is moved into NAME(1), B into NAME(2) and so on.

& GET !NAME(0),W,X,...! The text pointers to the variable W are stored in the second two bytes of NAME(0). The value of NAME(1) is moved into W, NAME(2) into X and so on.

& RETURN !NAME(0)! The text pointer to W are recovered. The current values of W, X .. are moved into NAME(1), NAME(2) etc. Then the text pointer to A is recovered. The values in NAME(1), NAME(2) ... are moved into A, B....

The method of implementing the other commands is described in **COMPUTE! #12**.

Lines 15-31 – Zero page usage.

Lines 33-43 – Definition of tokens.

Lines 45-61 – Pointers to Applesoft routines. Internal Applesoft routines are used to cut down the amount of code required.

ADJMEM and AMPER. **Lines 65-77** – Do the machine language equivalent of POKE 104,0 : POKE 2560,0 : NEW. Then set the AMPERSAND vector.

ENTRY. **Lines 80-92** – Check on which of the new commands is required.

GOTO. **Lines 94-99** – Front end of the normal Applesoft GOTO routine moved and modified to allow variables and numbers to be used in the GOTO statement.

GOSUB. **Lines 101-134** – Handling of the & GOSUB command.

Line 101 – Front end of the normal Applesoft GOSUB routine moved and modified to allow

utility city

21 of our most-asked-for Apple Utilities
by Bert Kersey 48K Applesoft ROM

For YOUR Big Apple—Our 21 most-asked-for Apple Utilities on one big disk—List Formatter makes properly spaced & indented listings with printer page breaks. Each program statement is on a new line with If-Then's & Loops called out, a great de-bugger! Catalog in any number of columns & any page-width to CRT or printer. Automatically post the Run-Number & last-used Date in your programs. Make any command invisible in your listings. Access program lines in memory for garbage repair & "legal" alteration. Quickly sort & store info on disk. Run any Applesoft file while another stays intact. Move lines within your programs. Rename to 65535. Save inverse, INVISIBLE & trick file names. Convert dec to hex & binary, or INT to FP. Append programs, dump the text screen to ANY printer. . . More too 21 Programs Total

PLUS . . . APPLE TIP BOOK NUMBER THREE!
40 PAGES of new tips, tricks & articles—DOS Tricky . . . Copy Stoppers . . . Programming the Reset Key . . . & much more. Plus understandable explanations of how each U City Program works—One of the best Apple learning tools on the market today!

\$29.50 (48K Shipping)
✓ Utility City on Applesoft Disk
✓ 40-page Beagle Bros Apple Tip Book = 3
✓ Apple PEEKS, POKES & POINTERS Chart

alpha plot

Hi-Res Apple Graphics/Text Utility
by Bert Kersey & Jack Cassidy 48K REQUIRED

HI-RES DRAWING: Create hi-res pictures & charts, appendable to your programs. Keyboard or Paddle control, Optional Xdraw Cursor (see lines before you draw!). Any color mix or REVERSE (opposite of background), Circles, Boxes & Ellipses, filled or not. Bonus Programs too—SCRUNCHER stores hi-res in as little as 1/3 normal disk space. SHIFTER transfers any portion of the hi-res screen. Also superimpose hi-res images and convert Hi-Res to Lo-Res & back for fascinating abstract!

HI-RES TEXT: Beautiful upper & lower case with Descenders, color or reverse, Positionable anywhere (NOT restricted by Hrabs & Vabs!). Professional looking PROPORTIONAL SPACING! Adjustable Type Size, Leading (line spacing) & Kerning (letter spacing). Multi-directional typing, up, down, even backwards!

PLUS . . . APPLE TIP BOOK NUMBER FOUR!
40 PAGES of tips for making the most of your Apple's advanced graphics capabilities. Alpha instructions plus shape table tips, new titling & color tricks and fascinating animation experiments!

\$39.50 (48K Shipping)
✓ Alpha Plot on Applesoft Disk
✓ 40-page Beagle Bros Apple Tip Book = 4
✓ Apple PEEKS, POKES & POINTERS Chart



Beagle Bros
MICRO SOFTWARE

4315 Sierra Vista
San Diego,
CA 92103
714-296-6400

WITH EACH ORDER, YOU WILL RECEIVE . . .

- Dos Boss, Utility City or Alpha Plot on Applesoft Disk
- A 40-page Apple Tip Book (each entirely different)
- An 11x17 Apple PEEKS, POKES & POINTERS Chart

dos boss

DISK COMMAND EDITOR

by Bert Kersey & Jack Cassidy

A classic utility you will ENJOY! Rename Commands: "Catalog" can be "Cat," etc. Save-Protect your programs; Unauthorized copy attempts produce "Not Copyable" message. 1-Key Program Selection from catalog (extremely handy!) Catalog Customizer—Change Disk Volume message to your taste, Omit or alter file codes. Catalog by file type, etc. Rewrite Error Messages—"Syntax Error" can be "Oops!" or anything you want!

All of Dos Boss's change features may be appended to your programs, so that anyone using your disks on any Apple (booted or not) will be formatting DOS the way you designed it!

PLUS . . . APPLE TIP BOOK NUMBER TWO!
With valuable DOS information, Poking Around in DOS—Making Programs Uninstallable—Two-Sided Disk Tips—Care of Your Drives—Creative Peeking & Poking—32 vs 33, etc.

ONLY \$24. (48K Shipping)
✓ Dos Boss on Applesoft Disk
✓ 40-page Beagle Bros Apple Tip Book = 2
✓ Apple PEEKS, POKES & POINTERS Chart



ASK around about Beagle Bros Software. Our programs are practical, friendly & user-oriented, and always come with an amazing amount of documentation & juicy Apple information. If your dealer doesn't have our stuff, get on his case about it, or order directly from us. We ship all disks & books WITHIN 48 HOURS.

NEW Apple Utility Disks!

With Free PEEKS & POKES Wall Chart!



BONUS WITH EACH DISK!
POKE your Apple all night long with this handy 11 x 17 reference poster! The most useable PEEKS, POKES, POINTERS & CALLS scrounged up from every source imaginable! A great companion to our original Apple Command Chart.

24 hour TOLL FREE Order Desk:
MasterCard, VISA or COD orders, call:
Nationwide: **800-854-2003 ext. 827**
California: **800-522-1500 ext. 827**
Alaska/Hawaii: **800-854-2622 ext. 827**
(Orders only please. Questions, phone 714-296-6400. COD orders, add \$3.)

Or order by mail (Use this coupon or separate sheet)

RUSH! The disks checked below
Plus The Tip Book and PEEKS & POKES Chart!

UTILITY CITY (\$31) ALPHA PLOT (\$41) DOS BOSS (\$25.50)
(Prices include First Class Shipping; Calif. residents add 6%) Specify:

NAME\$= _____ 3.2 3.3

ADDR\$= _____

CITY\$= _____ ZIP= _____

VISA VISA/MASTERCARD: Include Account No. & Expiration Date. master charge

Mail U.S. check, money order or Visa/MC Numbers to: **BEAGLE BROS, Dept. 5**
4315 Sierra Vista,
San Diego, CA 92103
Telephone (714) 296-6400.

Please add \$4.50 for shipping outside US or Canada.
COD orders, add \$3 California residents, add 6%.

variables and numbers in subroutine calls.

Line 121 – Is the first parameter an array?
This array is used for the storage of the text pointers and the parameters. The stack would get too full if it were used.

Line 130: – Store text pointers.

Line 132 – Move the other parameters into the array for storage.

GET. **Lines 136-140** – Handling of the & GET command.

Line 136 – Locate the storage array.

Line 137 – Store the text pointers.

Line 139 – Move values stored in the array into the new parameters.

ARRAY-GET. **Lines 142-149** – Gets and stores the location of the storage array after checking the leading exclamation mark.

ON. **Lines 151-189** – Handling of the ON X... command.

Line 152 – Get the value of X.

Line 154 – Determine if ON..GOTO or ON..GOSUB.

Line 163 – Decrement X until find the subroutine requested.

Line 167 – Step over the values not being used.

Line 172 – Return to BASIC if subroutine not found.

Line 176-189 – Adding these instructions will

allow the passing of parameters in ON X... commands.

RETURN. **Lines 191-213** – Handling of the & RETURN command.

Line 191 – Locate the storage array.

Line 198 – Store the current text pointers.

Line 199 – Recover the text pointers from the & GET statement.

Line 200 – Move the current values of the parameters in the & GET statement into storage.

Line 201 – Reset the storage array pointers.

Line 205 – Recover the text pointers from the & GOSUB statement.

Line 206 – Move the values in the storage array into the parameters used in the & GOSUB statement.

Line 207 – Recover the current text pointers and perform a normal RETURN.

CHECK-ARRAY. **Lines 215-228** – Checks and adjusts the pointers to the storage array if new variables have been introduced during the commands & GOSUB and & GET.

Modifications to the next two subroutines, PARSTO and STOPAR will allow the passing of INTEGER parameters.

PARAMETERS-to-STORAGE. **Lines 230-243** – Moves the current values of the parameters in the & GOSUB and & GET commands into the storage

array. Checks for integers and strings.

STorage-to-PARameters. Lines 244-257 – Moves the values in the storage array into the parameters in the &GOSUB and &GET commands.

STOre-TeXT-pointers. Lines 259-264 – Stores the current text pointers into the zeroth element (NAME(0)) of the storage array. The Y register is preset.

GET-TeXT-pointers. Lines 266-271 – Recovers the text pointers stored in the zeroth element of the storage array according to the value set in the Y register.

ADJust-PoinTers. Lines 273-276 – Adjust the pointers to the storage array if they have shifted because a new variable has been made. Note that the pointers don't have to be adjusted if a new array has been made. All new arrays will be placed above the storage array in memory as the storage array is defined first.

COMmand-END. Lines 278-283 – Looks for the final exclamation mark (!) of the command or other parameter. Pops the last subroutine address off of the stack allowing a quick return to BASIC if at the command's end.

References

"Applesoft Internal Entry Points" by Applesoft Computer Inc. in *Apple Orchard March/April 1980*, p. 12.

"Some Routines in Applesoft Basic" by J. Butterfield in *COMPUTE!*, September/October 1980, p. 68.

"Resolving Applesoft and Hires Graphics Memory Conflicts" by J. Schroyer in *COMPUTE!*, April 1981, p. 76.

"Using Named GOSUB and GOTO Statements in Applesoft BASIC" by M. Smith in *COMPUTE!*, May 1981, p. 64.

```

100 *****
110 REM * MIKE SMITH *
120 REM * 304, 86TH AVENUE SE *
130 REM * CALGARY, ALBERTA *
140 REM * CANADA T2H 1N7 *
150 *****
160 REM
170 REM SET UP THE MACHINE CODE
180 GOSUB 5000
190 REM SET UP THE SUBROUTINE NAMES
200 DEMO = 1000:ADDIT = 2000
210 REM DEMONSTRATE NAMED GOSUB AND GOTO
220 & GOSUB DEMO:JUMP = 240: & GO TO JUMP
230 REM DEMONSTRATE STACK OKAY
240 PRINT "HERE BY NAMED GOTO": PRINT
250 FOR J = 1 TO 25
260 REM MAKE UP NUMBERS
270 K = INT (10 * RND (1)): = INT (
10 * RND (1))

```

```

280 P = INT (10 * RND (1)):Q(1) =
INT (10 * RND (1))
290 REM
300 & GOSUB ADDIT!ADDIT(0),K,L,M!
310 REM DEMONSTRATE PASSING OF ARRAY ELEMENT
320 & GOSUB ADDIT!ADDIT(0),P,Q(1),R!
330 REM
340 REM PRINT AND SHOW THAT HAVE USED SUBROUTINE
350 REM
360 PRINT K;" + ";L;" = ";M: PRINT P;" + ";Q(1);" = ";R: PRINT
T
370 FOR Z = 1 TO 500: NEXT Z
380 NEXT J: STOP
970 REM
980 REM DEMONSTRATION SUBROUTINE
990 REM
1000 PRINT : PRINT "HERE BY THE GOSUB CALLED DEMO"
1010 PRINT : RETURN
1960 REM
1970 REM SUBROUTINE ADDIT
1980 REM
1990 REM DEMONSTRATE PASSING BACK OFF ARRAY ELEMENT
2000 & GET !ADDIT(0),T,U,V(4)!
2010 V(4) = T + U
2020 & RETURN !ADDIT(0)!
4970 REM
4980 REM MACHINE CODE ESTABLISHED
4990 REM
5000 BOT = 8 * 256 + 3:HIGH = 9 * 256 + 10 * 16 + 2
5010 REM FLAG FOR CHECKSUM
5020 OK = 1:LINE = 6000
5030 FOR J = BOT TO HIGH STEP 16
5040 CHECK = 0: FOR K = J TO J + 15: READ IT:CHECK = CHECK + IT: NEXT K
5050 READ NUM: IF NUM < > CHECK THEN PRINT "TYPO IN LINE "LINE: :OK = 0
5060 LINE = LINE + 10: NEXT J
5070 IF OK = 0 THEN STOP
5080 PRINT : INPUT "DID YOU REMEMBER THE POKES? ";AS$
5090 IF LEFT$(AS$,1) = "Y" THEN 5130
5100 PRINT : PRINT "SAVE THIS PROGRAM AND THEN"
5110 PRINT : INVERSE : PRINT "NEW:POKE104,10:POKE2560,0:NEW": ~NORMAL : PRINT
5120 PRINT "THEN RELOAD AND RUN.": STOP
5130 RESTORE : FOR J = BOT TO HIGH S

```

```

TEP 16
5140 FOR K = J TO J + 15: READ IT: P
    OKE (K),IT: NEXT K: READ I
    T: NEXT J
5150 PRINT : PRINT "BLOOD OKAY": CAL
    L BOT + 12: RETURN
5970 REM
5980 REM MACHINE CODE DATA
5990 REM
6000 DATA 169,10,133,104,169,0,10,32
    ,75,214,169,76,141,245,168
    8
6010 DATA 3,169,31,141,246,3,169,8,1
    41,247,3,96,201,171,240,25
    ,1894
6020 DATA 201,176,240,36,201,190,240
    ,106,201,180,208,3,76,181,
    8,201,2448
6030 DATA 177,208,3,76,230,8,76,201,
    222,32,66,8,76,65,217,32,1
    697
6040 DATA 177,0,32,123,221,76,82,231
    ,169,3,32,214,211,165,185,
    72,1993
6050 DATA 165,184,72,165,118,72,165,
    117,72,169,176,72,32,66,8,
    32,1685
6060 DATA 183,0,201,0,240,38,201,58,
    240,34,201,44,240,30,32,16
    6,1908
6070 DATA 8,196,108,48,6,208,7,197,1
    07,16,3,76,150,225,32,249,
    1636
6080 DATA 234,32,106,221,160,0,32,11
    9,9,32,52,9,32,63,8,76,118
    5
6090 DATA 210,215,32,163,8,160,2,32,
    119,9,32,87,9,76,149,217,1
    520
6100 DATA 32,177,0,201,33,208,143,32
    ,177,0,32,227,223,133,0,13
    2,1750
6110 DATA 1,96,32,177,0,32,248,230,7
    2,201,176,240,13,201,171,2
    40,2130
6120 DATA 9,201,175,208,224,104,32,1
    77,0,72,198,161,208,4,104,
    76,1953
6130 DATA 31,8,32,177,0,32,227,223,3
    2,183,0,201,44,240,235,104
    ,1769
6140 DATA 104,104,96,32,163,8,141,16
    2,9,140,163,9,165,184,72,1
    65,1717
6150 DATA 185,72,160,2,32,129,9,32,5
    2,9,173,162,9,133,0,173,13
    32
6160 DATA 163,9,133,1,160,0,32,129,9
    ,32,87,9,104,133,185,104,1

```

```


290
6170 DATA 133,184,32,177,0,76,107,21
    7,165,107,197,2,208,1,96,1
    33,1835
6180 DATA 2,169,7,208,2,169,5,24,101
    ,0,133,0,2,144,230,1,1197
6190 DATA 96,32,139,9,32,123,221,32,
    106,221,165,18,240,3,76,19
    8,1711
6200 DATA 8,32,27,9,166,0,164,1,32,4
    3,235,32,149,9,32,177,1116
6210 DATA 0,76,55,9,32,139,9,32,227,
    223,32,27,9,165,0,164,1199
6220 DATA 1,32,249,234,166,131,164,1
    32,32,43,235,32,149,9,32,1
    77,1818
6230 DATA 0,76,90,9,165,184,145,0,20
    0,165,185,145,0,96,177,0,1
    637
6240 DATA 133,184,200,177,0,133,185,
    96,165,107,133,2,32,40,9,7
    6,1672
6250 DATA 190,222,32,40,9,32,183,0,2
    01,33,208,2,104,104,96,0,1
    456
6260 DATA 104,104,96,0,0,0,0,0,0,0,0
    ,0,0,0,0,0,304

```


©

MEMOREX FLEXIBLE DISCS

**WE WILL NOT BE UNDER-
SOLD!** Call Free (800)235-4137
for prices and information. Dealer
inquiries invited and C.O.D.'s
accepted.



**PACIFIC
EXCHANGES**
100 Foothill Blvd.
San Luis Obispo, CA
93401. In Cal call
(800)592-5935 or
(805)543-1037



TOLL FREE
Subscription
Order Line
800-345-8112
In PA 800-662-2444

THE MOSAIC 32K RAM FOR ATARI

THE BEST:



- ✓ DESIGN
- ✓ MATERIALS
- ✓ SAFETY
- ✓ GUARANTEE

THE ONLY CHOICE

You own the best micro computer available, the Atari*. At Mosaic we've made Atari computers our only business and have made our products the best anywhere. You've seen the advantage of having a 32K RAM board. The Mosaic 32K RAM is the only board designed to meet your needs now and in the future too. It has designed-in flexibility to be compatible with products available in the near future. See for yourself, Mosaic is the only choice for the serious Atari owner.

THE BEST SCREEN CLARITY

Here's what A.N.A.L.O.G. magazine had to say: "Mosaic uses, what we feel are the highest quality components, which may improve reliability." and "The Mosaic showed no sign of interference and gave the best screen clarity."

THE MOSAIC ADVANTAGE	MOSAIC 32K RAM	OTHER 32K RAMS
Works in both Atari 400 & 800	■	■
Gold edge connectors for better reliability	■	■
Fits Atari 400 without modification	■	■
Custom components for better performance & reliability	■	
Highest quality components for the best screen clarity	■	
Full year warranty	■	
Designed to take advantage of Atari 800's superior bus structure.	■	
Can be used with 8K, 16K and future products.	■	
Allows Atari 800 to have 2 slots for future expansion	■	
Designed so there's no danger of damaging your computer	■	
Designed for inter-board communication in Atari 800	■	
Easy to follow instructions for simpler no-solder installation in Atari 400	■	
Available companion board (\$5) to allow running 32K board independent of other boards	■	
Full flexible memory configuration	■	

Atari 800 Memory Configuration	with the MOSAIC 32K RAM	with other 32K Boards	Atari 800 Memory Configuration	with the MOSAIC 32K RAM	with other 32K Boards
Empty 32K 16K	48K RAM 40K With BASIC Cartridge	48K RAM 40K With BASIC Cartridge	Empty 8K 32K	40K RAM	Danger! This Configuration Can Damage Computer
Empty 32K 8K	40K RAM	Danger! This Configuration Can Damage Computer	8K 32K 8K	48K RAM 40K With BASIC Cartridge	Danger! This Configuration Can Damage Computer
Empty 16K 32K	48K RAM 40K With BASIC Cartridge	Danger! This Configuration Can Damage Computer	Empty Companion 32K	32K RAM	Danger! This Configuration Can Damage Computer

Now from your nearest Mosaic dealer


\$179.95

Direct from Mosaic \$189.95

MOSAIC
ELECTRONICS

P.O. Box 748 Oregon City, Oregon 97045 503/655-9574

*Trade Mark of Atari, Inc.



INSIGHT: Atari

Bill Wilkinson
Optimized Systems Software
Cupertino, CA

This month marks the end of my series on Atari I/O. That certainly doesn't mean that we won't continue to discuss assembly language I/O of related topics; it simply means that I feel I have finished my formal presentation of the material. Again, I strongly urge you to purchase the *Atari Technical User's Notes* (available from Customer Service, 1340 Bordeaux Ave., Sunnyvale, CA 94086, for \$30, including shipping). There is a lot of detail in those "notes," including much that I have glossed over. I hope that my presentation, though, has served as a usable introduction to the subject.

Also this month, I give you a method for creating relocatable assembly language programs (and a method to then load them). We use the loader to implement our "M:" driver from last month, completely via BASIC (thus making it usable for those of you not yet into assembly language...and it *is* usable).

Finally, we continue our discussion of how BASIC works. *De Re Atari*, and the serialized version thereof which appears in this month's *BYTE*, does a good job of discussing the *how* of BASIC's syntax; we will delve into the *why*.

Atari I/O, Part 4: GRAPHICS

Errata! Before we get started on this month's topic, I must report an error I made in **COMPUTE!** #18. On page 100, in Table 1, under the "Note" pertaining to ICBL/ICBLH, I stated that the length is decremented by one for each byte transferred. Actually, Atari's OS is smarter than that: upon return from GET/PUT RECORD (text or binary) ICBL/ICBLH contain a count of the number of bytes successfully transferred. This result is eminently usable (e.g., in copying records or even whole files), and perhaps we will have a program here soon that demonstrates its use.

On with the new: this whole series started as a result of a comment that I read which said something like "Atari graphics from assembly language are hard to do — you have to know about display

lists, vertical blank interrupts, etc." Knowing how BASIC does graphics for its users I said, "Nonsense! It's easy! Someone should show *how* easy!" And Richard Mansfield, of **COMPUTE!**, said, "Gee, I wonder who we could get..." Ahem.

If what you are trying to do is write an improved version of Eastern Front or Pacman or some other such pioneering project, then you need to know everything ever published and then some. *But*, if what you want is simply a way to transfer what you have learned or written using BASIC into a reasonably simple set of assembly language routines, read on.

Remember, BASIC does *all* its graphics and I/O via Atari's OS. BASIC knows nothing of graphics modes, display lists, character sets, color registers, etc. (True, BASIC A+ does its own thing with Player/Missile Graphics, but that's only because Atari's OS doesn't know about PMG.) So, anything done with standard BASIC statements can be duplicated *easily* in assembly language. To demonstrate the truth of this, Figure 1 contains a list of the seven BASIC graphics statements together with a note on how each is accomplished.

Accompanying this article is a listing of my proposal for a set of standard routines to be used by assembly language programmers when interfacing to OS graphics. These routines duplicate, as far as practicable, the statements used to do BASIC graphics. The listing clearly calls out ENTRY and EXIT parameters for each routine (i.e., register usage), so study it carefully.

As a very simple example of the routines' usage, I offer a program fragment that is written in both BASIC and assembly language:

GRAPHICS 3	LDA #3 JSR GRAPHICS
COLOR 3	LDA #3 JSR COLOR
PLOT 10,10	LDX #10 LDA #0 LDY #10 JSR PLOT
DRAWTO 25,15	LDX #25 LDA #0 LDY #15 JSR DRAWTO
SETCOLOR 2,0,14	LDX #2 LDA #0 LDY #14 JSR SETCOLOR

Before leaving this topic, some notes on the

routines might be helpful: since the A-register will be zero upon entry to PLOT, DRAWTO, LOCATE, and POSITION for all graphics modes except GRAPHICS 8 (or 24), placing a LDA #0 in the beginning of POSITION would save code for anyone not using mode 8. Remember, Atari's "S:" driver can accommodate GRAPHICS 0 through 11 and 17 through 24. Adding 32 (\$20) to any graphics mode (at the time of the call to GRAPHICS) will suppress the erasure of the screen. (I haven't figured out a use for this yet, but it's nice to know it's there.)

Obviously, one could save time (and sometimes space) by performing COLOR and SETCOLOR and POSITION via simple stores (e.g., STA), but there is a certain structuring and elegance that goes with the use of the routines. The graphics routines listed herein were assembled in the \$600 page of memory, a much overworked location. I would hope that you would take the time to type them in to your assembler/editor and include them directly in future programs (EASMD users may .INCLUDE them indirectly). I really would appreciate hearing of your successes (or failures, if any) using these routines.

So far, no assembler available for the Atari produces relocatable, linkable object files (and, from what I have heard, neither will Atari's Macro Assembler). When we produced BASIC A+ and EASMD, we wanted them to move themselves to the top of memory, so we re-invented a scheme I have seen in several incarnations before: Assemble the program twice, setting the origin for any portion(s) to be relocated one page (256 bytes) higher for the second assembly, producing two object files. Write a program that compares the two objects and notes all locations that differ by one (differing by any other amount is an error). Produce a table (or bit map, or ...) of all these differences. At relocatable load time, read in the first object file (to where it is to be relocated) and use the table to change all the bytes which need to be relocated.

The system is a kludge, but a very effective one. It has a few limitations: you still don't have linkable object files, you must relocate in full page increments (i.e., multiples of 256 bytes), and you have to have some place safe to put the relocating loader. Are you willing to live with those limits? Then try this.

I present here three BASIC programs together with instructions for their use. The first program, MAKEREL (Program 1), seems to be to be perfectly adequate as is, written in BASIC. It's a little slow, but one only uses it when ready to create a new relocatable object file. The other two programs, LOADREL.A and LOADREL.B (Programs 2 and 3), could be advantageously rewritten in assembly

language. They are presented here in BASIC because (1) this method fulfills the requirement for a "safe place" for the loader and (2) by presenting them in BASIC they can be used by those not yet ready to tackle assembly language and (3) it was easier for me.

The instructions below presume the use of the Atari Assembler/Editor or the OSS EASMD, but they can be easily adapted to most systems that produce Atari DOS-compatible object files.

How To Use The Relocator Programs

- 1) Write, assemble, and debug your code using some fixed address(es).
- 2) Ensure that your code is all in one piece (i.e., there is only one *=, at the beginning of the code segment).
- 3) Origin your code on an even page boundary (i.e., use *= \$hh00, where 'hh' specifies any page from 02 through FE). Assemble the code into an object file on disk named "OBJECT1" (use ASM ,,#D:OBJECT1).
- 4) Change your origin to one page higher in memory (*= \$nn00, where 'nn' = 'hh' + 1). Assemble the code to "OBJECT2" (ASM ,,#D:OBJECT2).
- 5) Run the MAKEREL program. It will produce the file "DATA.REL".
- 6) Adjust the value of the variable NUMBEROF-PAGES in both LOADREL.A and LOADREL.B (Programs 2 and 3) to reflect the number of 256-byte pages needed by your routine. SAVE the adjusted versions.
- 7) Anytime you want to load your routine, simply use RUN "D:LOADREL.A".

Notes

A. Generally, it's a good idea to have your routine start execution at the origin (*=) point. Then you can invoke it from BASIC via **USR(PEEK(128) + 256 *(PEEK(129) - NUMBEROFPAGES))**

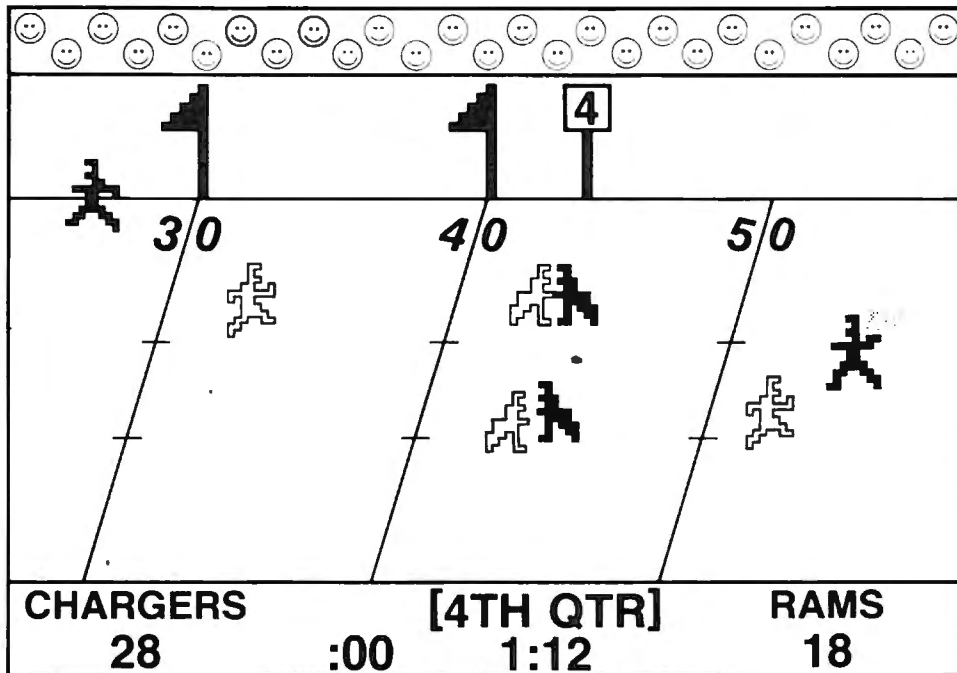
B. If you RUN "D:LOADREL.A" again without hitting RESET, it will load another copy above the first. Not too neat, *but* the advantages of being able to thus load several different modules should be obvious!

C. LOADREL.B performs an ENTER "D: DATA.REL". Rather than waiting for the ENTER each time, you may SAVE the resultant program (after taking out the ENTER line) for a slightly faster load of a specific module.

Finally, we offer Program 4 which may be added to LOADREL.B to produce a relocatable load of last month's "M:" driver. (Again, be sure to delete the ENTER line from LOADREL.B.)

For once, I haven't forgotten you cassette

ARCADE PRO FOOTBALL™



An Armchair Quarterback's Dream Come True!

It's 4th down and 14 on your opponent's 44 yard line. You're out of time outs with just over a minute left in the game. You call it...sweep right, screen pass left or go for the bomb!

Arcade Pro Football™ puts you in the middle of 60 minutes of exciting gridiron play. You control the action *and* call all the shots. It's the most realistic computer sports game available and it's designed exclusively for the Atari 400/800™ personal computers by Arcade PLUS.

With features like these, Arcade Pro Football™ is in a league of its own!

- Play offense *and* defense head-to-head against the computer or against another player!
- Control two full-color, animated teams in 3-D perspective on a 100 yard, scrolling field!
- 4 game variations, including player handicapping!
- Over 25 offensive and defensive play possibilities...passing, *and* catching, running and kicking!
- All the fun and excitement of real Pro Football...penalties, interceptions, fumbles, bad snaps, 30 second clock—even 4-channel sound and a crowd to cheer you on!

Arcade Pro Football™ is available on cassette or disk for Atari® 400/800™ computers with 16K minimum memory from your local Atari computer dealer. Or send \$29.95 (cassette)/\$34.95 (disk) plus \$2.50 postage and handling (California residents please add 6% sales tax).

arcade | **PLUS**

users. If you enter LOADREL.A (carefully, please!) and CSAVE it (or SAVE"C:") on a blank tape you need only change the last line to read RUN "C:". Then NEW and enter LOADREL.B, leaving out the ENTER line, but including the listing of Program 4. Use SAVE"C:" (do NOT use CSAVE...it won't work!) to place the resultant combination on the tape after LOADREL.A (and, of course, you could then follow on the same tape with a program of your own). You may now enjoy the "M:" driver via this tape by CLOADing and RUNning the first program (or use RUN"C:" if you used SAVE"C:", my own preference for all but the largest programs).

MAKEREL could also be adapted to cassette usage, though not without difficulty and/or a relatively large amount of memory. Obviously, these programs can be improved upon tremendously by simply adding, for example, flexibility of file name. But my intention was to present something as simple and straightforward as possible, in the hopes that everyone would find it readable and useful. Obviously, my techniques could be adapted to other machines (does the PET have a relocating assembler?), so adapt away (and be sure to send **COMPUTE!** the results to share with the rest of us). On to lighter subjects.

Inside Basic, Part 2: The Why Of Syntaxing

Last month I presented a program to print out the keywords of BASIC. If you took the time to enter and run that program, you saw some strange things in the printout of the operators. But there was a method to our madness, as you will see.

Let us examine the tokenized (internal) form of the following line:

```
1025 PRINT "HI THERE", THIS * ( 3 + IS( FUN ) )
      : STOP
```

Assuming that we had just previously NEWed, the tokenized form of that line is as follows (all numbers in decimal):

```
01 04 36 33 32 15 08 72 73 32 84 72 69 18 128
36 43 14 64 03 00 00 00 37 129 56 130 44
44 20 36 38 22
```

Now that isn't too terribly useful or readable, so let's examine the tokens one at a time:

```
01 04      This is the line number (4*256 + 1 = 1025)
           in standard 6502 form.
36         This is the line length, including the line
```

```
number and this byte.
33         Statement length of the first statement.
           Actually, this is the displacement to the
           beginning of the next statement (from the
           beginning of the line).
32         The token for PRINT. Check the output of
           the keyword printing program from last
           month.
15         A special token that says a string constant
           follows.
08 72 73 32 The string constant consists of a byte that
74 72 69     gives the length of the string followed by
82 69        the characters of the string. Note that the
           quotes have disappeared.
18         The comma, tokenized.
128        Our first variable! Operator tokens over
           127 are variables. The variable number (in
           the variable table) is 128 less than the token
           value. This variable is THIS.
36         The multiplication operator.
43         One variety of left parenthesis. This one is
           a normal or expression left parenthesis.
14         Another special token (actually, number 2
```


Figure 1.

BASIC Statement	Action performed
GRAPHICS g	If bit 4 (\$10) of 'g' is on, this is the same as OPEN #6, 12, g-16, "S:" If the bit is off, this is the same as OPEN #6, 16 + 12, g, "S:" (Note: the fifth bit, \$20, of 'g' should be copied into AUX1, the OPEN mode.)
COLOR c	Simply saves 'c' in a safe place.
POSITION h,v	Places 'h' in locations \$55 and \$56 (LSB,MSB) Places 'v' in location \$54
PLOT h,v	Performs a POSITION h,v and then Performs a PUT #6,c (where 'c' is the color saved by COLOR)
LOCATE h,v,c	Performs a POSITION h,v and then Performs a GET #6,c
DRAWTO h,v	Performs a POSITION h,v and then Does a POKE 763, c ('c' is the COLOR saved, as above) and then Performs an X10 17, #6, 12, 0, "S:"
SETCOLOR r,h,lu	Is equivalent to POKE 708 + r, h*h16 + lu

Note: FILL may be performed from assembly language by following exactly the same sequence specified in the *Basic Reference Manual*, using X10 18, etc.

Program 1: MAKEREL

```
100 REM *** OPEN ALL 3 FILES ***
110 OPEN #1,4,0,"D:OBJECT1"
120 OPEN #2,4,0,"D:OBJECT2"
130 OPEN #3,8,0,"D:DATA.REL"
150 REM *** INITIALIZE VARIABLES ***
160 LINE=10000
```



- of 2), says a numeric constant follows.
- 64 03 00 00 The constant, in Atari BASIC internal floating point form. This is unique, as we shall see soon.
- 00 00
- 37 An addition operator.
- 129 The variable IS (already known to be an array, though it has not yet been DIMensioned).
- 56 Another left parenthesis. This one is called an "array left paren" in the BASIC source listing. We will later see why it is distinct.
- 130 Our last variable, FUN.
- 44 44 Two right parentheses. Strange, they are both the same.
- 20 Our End-Of-Statement token, otherwise known as a colon.
- 36 The statement end displacement for the second statement on this line.
- 38 The token for STOP. Again, refer to the keyword listing program.
- 22 An End-Of-Line token, otherwise known as a RETURN.

Wasn't that fun? For a masochist? Hopefully, you are asking questions that begin with "Why."

Why tokenize at all? For compactness: in our example we saved six bytes over a straight source line. For speed: it is much faster (at run-time) to discover that, for example, 32 means "PRINT" than it would be if we had to examine the letters "P", "R", "I", "N", "T" for a keyword match. Because tokenizing is almost an automatic by-product of syntaxing.

Why syntax-check at entry? Because it is embarrassing to give a program to someone, have them run it, and get a SYNTAX ERROR message at line 23776 (the line that handles disk full conditions, which we never got to when we were testing). Because it makes program entry so much easier for be-

ALI BABA and the Forty Thieves
QUALITY SOFTWARE

Encounter sultans, thieves, fierce and friendly creatures as you guide your alter ego, Ali Baba, through the thief's mountain den in an attempt to rescue the beautiful Princess. Treasure, magic, and danger await you! Up to seventeen friendly characters can join together to rescue the Princess—all in high resolution color graphics. Every adventure is different and exciting. Ali Baba also features a SAVE GAME option for resumed play later. Keyboard or joystick. Cat No. 3391 Atari, 32K, disk, machine language **\$32.95**

VERBATIM DATLIFE DISKETTES

Perfect for ATARI, APPLE, TRS-80, or any 5¼" soft-sector computer (35 or 40 track). Includes a built-in hub protector ring. Cat No. 1147 **\$28.00**

GHOST HUNTER ARCADE PLUS

Your mission in GHOST HUNTER is simple—rid the mansion on Huckleberry Hill of ghosts...before they get you! Features high resolution, fast-paced action as you race around in one of up to 16 different mazes. GHOST HUNTER is a one or two player game—play solo or head-to-head against another player. For Atari 800 OR 400!

Cat. No. 3341 Atari 16K, cass., joystick, machine language **\$29.95**
Cat. No. 3342 Atari 16K, disk, joystick, machine language **\$34.95**

HOW TO ORDER

Mention this ad and WE PAY SHIPPING (UPS ground-USA)! Call or write. Pay by check, M/C, Visa, or COD (add \$1.40 for COD). Offer expires March 1, 1982.

!!!! FREE SHIPPING FREE SHIPPING FREE SHIPPING !!!!



19511 Business Center Dr. Dept. G2
Northridge, CA 91324
(800) 423-5387 (213) 886-9200

```

170 DCNT=0
200 REM *** STRIP HEADER (%FFFF) WORD ***
220 GET #1,FF:GET #1,FF
230 REM STRIP HEADER AND ADDRESSES FROM FILE2
240 GET #2,FF:GET #2,FF:REM HEADER
250 GET #2,FF:GET #2,FF:REM START ADDRESS
260 GET #2,FF:GET #2,FF:REM END ADDRESS
300 REM *** PROCESS ADDRESSES ***
310 GET #1,LOW:GET #1,FIRSTHIGH:FIRST=LOW+256*FIRSTHIGH
320 GET #1,LOW:GET #1,HIGH:LAST=LOW+256*HIGH
400 REM *** READY TO PRODUCE OUTPUT ***
410 FOR ADDR=FIRST TO LAST
420   IF DCNT=0 THEN PRINT #3;LINE;" DATA ";:LINE=LINE+10
430   GET #1,B1:GET #2,B2
440   IF B1=B2 THEN 480
450   IF B2<>B1+1 THEN PRINT "BAD RELOCATION":STOP
460   B1=B1-FIRSTHIGH:REM THE RELOCATION FACTOR
470   PRINT #3:"*":REM AND FLAG THIS BYTE
480   PRINT #3;B1;
490   DCNT=DCNT+1
500   IF DCNT<=9 THEN PRINT #3:",";
510   IF DCNT>9 THEN DCNT=0:PRINT #3
520   NEXT ADDR
530 REM *** CLEAN UP ***
540 IF DCNT=0 THEN PRINT #3;LINE;" DATA ";
550 PRINT #3;"="
560 PRINT #3;"GOTO 500"
580 CLOSE #1:CLOSE #2:CLOSE #3
590 END

```

Program 2: LOADREL.A

```

10 REM *** THIS IS LOADREL.A ***
20 REM (THIS SIMPLY SETS UP MEMORY FOR LOADREL.B)
30 NUMBEROFFPAGES=1:REM CHANGE THIS AS NEEDED
40 SIZE=256*NUMBEROFFPAGES
100 REM *** SEE COMPUTE! #19 ***
110 LET LOMEM=743:MEMLOW=128
120 LADDR=PEEK(LOMEM):HADDR=PEEK(LOMEM+1)
129 REM -- LINE 130 ENSURES THAT 1K BYTES STARTS ON PAGE BOUNDARY --
130 IF LADDR<>0 THEN LADDR=0:HADDR=HADDR+1
140 ADDR=LADDR+256*HADDR
150 ADDR=ADDR+SIZE
160 HADDR=INT(ADDR/256):LADDR=ADDR-256*HADDR
170 POKE LOMEM,LADDR:POKE LOMEM+1,HADDR
180 POKE MEMLOW,LADDR:POKE MEMLOW+1,HADDR:RUN "D:LOADREL.B"

```

Program 3: LOADREL.B

```

100 REM *** THIS IS LOADREL.B ***
110 REM
120 REM THIS PROGRAM DOES THE ACTUAL RELOCATABLE LOAD
130 REM
140 DIM TEMP$(10)
150 NUMBEROFFPAGES=1:REM ADJUST TO SAME AS LOADREL.A
200 REM AGAIN, SEE COMPUTE! #19
210 LET LOMEM=743:MEMLOW=128
220 POKE LOMEM,PEEK(MEMLOW):POKE LOMEM+1,PEEK(MEMLOW+1)
300 REM RPAGE IS THE MEMORY PAGE WHERE WE RELOCATE TO
310 RPAGE=PEEK(MEMLOW+1)-NUMBEROFFPAGES
330 REM OBVIOUSLY, THIS VALUE SHOULD MATCH THE MEMORY
340 REM RESERVED IN 'LOADREL1.SAV'
350 ADDR=RPAGE*256:REM STARTING ADDR OF LOAD

```

ginners, particularly kids. Because I like it.

Why one-byte variable numbers? Again, for speed and compactness. Use variable names as long as you like: only the first usage eats up any more memory than a single-character, undecipherable variable name. There are disadvantages: a maximum of 128 different variables, a misspelled variable name can't be purged from the variable table without LISTing and reENTERing. On the whole, a very wise choice (I can say that, it's one part of Atari BASIC I didn't design into the specs).

Why internalized numeric constants? For speed. Period. Well, maybe for simplicity at runtime, but that's only a maybe. Did you know that numeric constants in Atari BASIC actually execute faster than variables? Write a timing loop and prove it to yourself.

Why line length bytes? Do you need them if you have statement length bytes? We don't need them, but they make line skipping (as when we are executing a GOTO) faster than it would be if we had to skip individual statements.

Why statement length bytes? Given that you have line length bytes? This one is harder to answer, because it has to do with how we execute GOSUB/RETURN, etc. I will leave that for a later article, but I will note that these bytes were extremely helpful when it came to implementing the IF...ELSE...ENDIF structure in BASIC A+.

Why decimal floating point? Because it is easier for beginners to understand (try PRINT 123.123-123 using Applesoft) and is obviously preferable for money applications. Actually, our decimal add and subtract are faster than the corresponding binary routines. Admittedly, multiply suffers a little and divide suffers a lot.

Why different kinds of left parentheses? *Why* several kinds of equal sign? Because it's easy for the syntaxer to see the different



GALACTIC CHASE™

The aliens have swept undefeated across the galaxy. You are an enterprising star ship captain—the final defender of space.

As the aliens attack, you launch a deadly barrage of missiles. Flankers swoop down on your position. Maneuvering to avoid the counterattack, you disintegrate their ships with your magnetic repellers.

As your skill improves, the attackers increase their speed. And as a last resort, the aliens use their invisible ray to slow the speed of your missile launcher.

GALACTIC CHASE provides Atari owners with the most challenging one or two person game in the galaxy.



Atari 400/800 16k. Written in machine language. Requires joysticks.
Payment: Personal Checks—allow three weeks to clear.

American Express, Visa, & Master Charge—include all numbers on card. Please include phone number with all orders. 24.95 for cassette or 29.95 for disk plus 2.00 shipping. Michigan residents add 4%.

Check the dealer in your local galaxy. Dealer inquiries encouraged.

Galactic Chase © 1981 Stedek Software.

SPECTRUM
COMPUTERS

Dept C.
26618 Southfield
Lathrup Village, MI. 48076
(313) 559-5252

```

400 REM *****
410 REM *   GET THE RELOCATION DATA *
420 REM *****
450 ENTER "D:DATA.REL"
500 REM *** THE ENTER BRINGS US HERE ***
510 READ TEMP$
520 IF TEMP$(1,1)="=" THEN END
530 IF TEMP$(1,1)<>"*" THEN POKE ADDR,VAL(TEMP$):GOTO 550
540 POKE ADDR,VAL(TEMP$(2))+RPAGE:REM RELOCATION
550 ADDR=ADDR+1:GOTO 510

```

Program 4: DATA.REL

```

520 IF TEMP$(1,1)="=" THEN 1000
1000 REM LINE 1010 IS USED TO INITIALIZE THE M: DRIVER
1010 JUNK=USR(RPAGE*256+48)
1020 END
10000 DATA 162,0,189,26,3,240,10,201,77,240
10010 DATA 26,232,232,232,208,242,96,169,77,157
10020 DATA 26,3,169,59,157,27,3,169,*0,157
10030 DATA 28,3,169,0,157,29,3,169,0,141
10040 DATA 231.2,169,*1,141,232,2,96,104,240
10050 DATA 205,168,104,104,136,208,251,240,197,76
10060 DATA *0,111,*0,146,*0,133,*0,159,*0,73
10070 DATA *0,76,74,*0,160,1,96,189,74,3
10080 DATA 41.8,240,13,173,229,2,141,210,*0
10090 DATA 172,230,2,136,140,211,*0,173,210,*0
10100 DATA 141,206,*0,173,211,*0,141,207,*0,160
10110 DATA 1,96,189,74,3,41,8,240,12,173
10120 DATA 206,*0,141,208,*0,173,207,*0,141,209
10130 DATA *0,160,1,96,72,32,181,*0,104,160
10140 DATA 0,145,224,32,192,*0,96,32,160,*0
10150 DATA 176,7,160,0,177,224,32,192,*0,96
10160 DATA 32,181,*0,205,208,*0,208,9,204,209
10170 DATA *0,208,4,160,136,56,96,160,1,24
10180 DATA 96,173,206,*0,133,224,172,207,*0,132
10190 DATA 225,96,172,206,*0,208,3,206,207,*0
10200 DATA 206,206,*0,160,1,96,0,0,0,0
10210 DATA 0,0,=

```

Program 5: Graphics Routines, Equates

```

0000      1010      .PAGE "Equates. etc."
          1020 ;
          1030 ; CIO EQUATES
          1040 ;
E456      1050 CIO      =      $E456      ; Call OS thru here
0342      1060 ICCOM   =      $342       ; COMmand to CIO in IoCb
0344      1070 ICBADR  =      $344       ; Buffer or filename ADdRes
0348      1080 ICBLN  =      $348       ; Buffer LENgth
034A      1090 ICAUX1  =      $34A       ; AUXilliary byte # 1
034B      1100 ICAUX2  =      $34B       ; AUXilliary byte # 2
          1110 ;
0003      1120 COPN    =      3          ; Command OFen
000C      1130 CCLOSE  =      12         ; Command CLOSE
0007      1140 CGBINR  =      7          ; Command Get BINary Record
000B      1150 CPBINR  =      11         ; Command Put BINary Record
0011      1160 CDRAW   =      17         ; Command DRAWto
0012      1170 CFILL   =      18         ; Command FILL (not used in this demo)
          1180 ;
0004      1190 OPIN    =      4          ; OPen for INput
000B      1200 OPOUT   =      8          ; OPen for OUTput
          1210 ;
          1220 ;
          1230 ; EQUATES used by the S: driver and

```

kinds of equal signs in, for example, $LET A = B = C + D\$ = E\$$. Sure, we could tell the difference at run time from context, but why should we when it's so easy to distinguish between a 45 and a 34 and a 52?

Why doesn't Atari BASIC have string arrays? I really didn't want to put this question in, but I wanted to save myself the letters and threatening phone calls. The best reason is that it was a choice of string arrays or syntax checking. (Obviously, I like the choice.) Other rationales include the fact that Atari was aiming for the educational market, where the HP2000 (with 72-character, Atari-style strings) was the *de facto* standard.

My personal favorite reasons are twofold: (1) anything you can do with string arrays you can also do with long strings (admittedly, sometimes with a little more difficulty) though the reverse is definitely not true; and (2) string arrays are unique to DEC/ Microsoft/??? BASIC and do not appear in that form in any other of the more popular languages (e.g., FORTRAN, COBOL, PASCAL, C, FORTH, etc.). Techniques learned with long strings are portable to these other languages: techniques involving string arrays are, at best, difficult to transfer. Finally, long strings as implemented on the Atari have some unique advantages not immediately obvious. I hope to explore some of these advantages in future columns.

TOLL FREE
Subscription
Order Line
800-345-8112
 In PA 800-662-2444

SWIFTY SOFTWARE TOP RATED PRODUCTS FOR ATARI



NEW! SAVE \$5

HARDWARE DISK SENTRY™

An intelligent digital accessory for your ATARI 810 Disk Drive, lets you selectively write data to both sides of single sided and write protected disks. DISK SENTRY cannot harm your drive or disks. Installs and removes easily; no soldering required. DISK SENTRY's LED signals system status, preventing accidental erasure of data. DISK SENTRY is a convenient push button write-protect override which can pay for itself with your first box of disks. \$39.95 + \$2.50 Shipping and Handling.

ARCADE GAMES

24K Disk; 16K Cassette; Joystick required
 Add these popular HIGH RESOLUTION, REAL-TIME, ANIMATED games to your software arsenal. Get FAST ACTION and FULL SOUND GRAPHICS that take advantage of the unique features of your ATARI. Enjoy challenge that requires strategy and skill.

SPACE CHASE™

Fly against Intelligent Invader clones. Arm yourself with Nuclear Defense Charges and play with or without Defense Shields. Enjoy this action-packed multicolor space odyssey. Displays top score, number of planets saved and number of galaxies conquered. \$14.95 cassette; \$19.95 disk

TIMEBOMB™

Meet the challenge of this fast moving animated race against time, enemy aircraft and enemy bombs as you attempt to disarm timebombs set to explode ammunition depots. Avoid aircraft of varying sizes and speeds — and their bombs. Choose one of ten Day or Night Missions. Use from one to four Joysticks. Any number can play; top players listed on scoreboard. \$14.95 cassette; \$19.95 disk

AND MORE GAMES.....

NEW!

TRIVIA TREK™

Unlimited fun and lots of laughs for one or two players. Five hundred questions and two thousand multiple choice answers are supplied on the master diskette. A powerful datafile handling program allows creation of your own trivia questions and answers. Features include: Player Missile Graphics, user or random selection of subjects and numerous comical answer choices. This DISK ONLY package comes complete with user instructions. An incredible value for only \$29.95. Requires 32K and disk drive.

NEW!

FUN "n" GAMES #1™

WORDGAMES, POSSIBLE and LEAPFROG giving you hours of fun, challenge and entertainment. WORDGAMES, two games in one, contains GUESSIT - a deductive alphabetic reasoning game for one or two players and WORDJUMBLE - a multiple word descrambling puzzle with play-on-word hints and mystery answers. Instructions show how you can substitute your own words. Use POSSIBLE to help descramble word jumble puzzles or to create your own. All letter/number combinations or permutations of input are printed to screen or optional printer. LEAPFROG is a Chinese-Checker type jumping frogs in a minimum number of moves. 16K Cassette \$19.95; 24K Disk \$24.95. Disk version of GUESSIT works with VOTRAX Type "n" TALK. A real crowd pleaser.

COMING SOON! Space Shuttle Adventure Series™

Real-time Space Flight Simulations

★

PERSONAL DATA MANAGEMENT FILE-IT 2™

Contains all the programs in FILE-IT plus five additional file handling and financial programs. Financial entry and report generator programs create a powerful personal accounting system while two additional utility programs provide random access updating and user controlled record selection. Subfiles may be created, merged and sorted by any field. A monthly Bar Graph program generates a visual picture of financial data on the screen and/or printer. Supports up to four disk drives as well as the AXLON RAMDISK. Minimum requirements are 24K, 1 disk drive and an 80 column printer. Extensive documentation, supplied in a ring binder, provides clear instruction along with a tutorial on computer filing. \$49.95 + \$3.25 Shipping and Handling. AXLON RAMDISK not required.

FILE-IT™

Use this start up database system to file and manage personal information and data. Create, sort, store and manipulate information such as appointment calendars, address, or telephone data, credit or charge records, stock investments, medical or prescription information, hobby, coupon or other types of collection information....and more. With printer you get 1 or 2 across mailing labels, disk jacket inventory covers and neatly written copy of all your data files. Comes with well documented instruction manual explaining basics of computer filing. Fast and easy to use. Holds over 300 records in 40K. Requires minimum of 24K and 1 disk drive. Printer optional. \$34.95 (Disk Only)

COMING SOON! The Family Financier™

AN easy to use financial package.

UTILITIES

DISKETTE INVENTORY SYSTEM™

Use this system to gain control of your expanding disk/program inventory. Quickly get locations of single or multiple copies of your programs and all your valuable files. An invaluable tool, this system is easy and convenient to use and to update. 24K disk system required. \$24.95 Printer suggested.

SWIFTY UTILITIES

A valuable collection of programming utilities for the ATARI programmer. This DISK ONLY package includes all of Programming Aids I and additional programs designed to make programming time more efficient. Special MENU program runs both saved and listed programs. REM REMOVER eliminates REM statements so programs take less core and run faster. PRINT 825 and PRINTPS custom print programs prepare condensed, indented and paginated program listings on your ATARI 825 or EPSON MX-80 printer. Listings identify machine code, graphics and inverse video characters. VARIABLE LIST and VARIABLE PRINT programs help you prepare alphabetized annotated list of your program variables. A delete lines utility provides convenience of line deletion while a DOS CALLER gives you convenient access to many DOS utilities while your program is in core. Disklist prepares disk jacket labels. Many of these programs work consistent with each other and with your program. Disk Drive and minimum of 24K required. \$29.95

PROGRAMMING AIDS PACKAGE I™

Four utility programs to help increase programming efficiency and learn more about your computer. RENUMBER handles references and even variables. Generates Diagnostic Tables for programming error detection. PROGRAM DECODER, DECIMAL to BCD and BCD to DECIMAL programs give you a practical way of studying internal program representation and ATARI number-conversion procedures. Comes with comprehensive user's manual. 16K cassette \$14.95; 24K disk \$19.95

SWIFTY DATALINK™

High Quality Smart Terminal Communications program. Easy to use Multi-Option, Menu Driven. Full performance uploading/downloading. Works in Duplex or Simplex modes supporting ASCII and ATASCII transmission. Printer Dump, Screen Dump and Disk Search options. Use as remote terminal. Send/receive and store programs and data files. Saves connect time charges with commercial services. Requires 24K RAM, 810 Disk Drive, 850 Interface or equivalent, 830 or other 300 Baud modem. (Printer optional) \$39.95

NEW!

SWIFTY TACH MASTER™

An accurate disk speed diagnostic utility program designed specifically for ATARI 810 Disk Drives. Provides easy-to-read visual indication of the speed of any drive connected to your system. Using the accuracy of machine language, DISK DOCTOR displays five RPM readings per second with a working tachometer accurate to ¼ RPM. Allows you to adjust your drive(s) to factory specs easily and at any time in the convenience of your own home. Comes complete with easy to follow user's manual. \$29.95

NEW!

ACCESSORIES

VINYL DUST COVERS

New, glove soft, vinyl dust covers for the ATARI 800 Computer, the 400 Computer and the 825 Printer. Custom made from heavy duty upholstery grade vinyl, these covers completely cover the top and sides of your valuable equipment. Do not confuse them with cheap, flimsy plastic covers available elsewhere. Accessory ports and other input/output plugs are exposed for convenience of use. Available in either black or "ATARI" beige. ATARI 400: \$9.95; ATARI 800: \$10.95; ATARI 825: \$10.95. Specify model and color. Any two covers for \$18.95. Please include \$2.50 for Shipping and Handling.

send check or money order to:

SWIFTY SOFTWARE, INC.

64 BROAD HOLLOW ROAD
 MELVILLE, N.Y. 11747
 (516) 549-9141

N.Y. Residents add 7% sales tax

send for free catalogue dealer orders and c.o.d.'s accepted

©1981, 1982 Swifty Software, Inc.

NOTE: ATARI® is a registered trademark of Atari Inc., a Warner Communications Company and all references to ATARI® should be so noted.

```

1240 :   the VBLANK routines
1250 ;
0055 1260 HORIZONTAL = $55
0054 1270 VERTICAL   = $54
02FB 1280 DRAWCOLOR = $2FB
02C4 1290 COLOR0    = , $2C4
      1300 ;
      1310 ; miscellany
      1320 ;
00FF 1330 LOW      =   $FF
0100 1340 HIGH    =   $100
      1350 ;

```


Graphics routines for COMPUTE! #21
The actual routines

```

0000 1360          .PAGE "The actual routines"
      1370 ;
      1380 ; First, set the location and some miscellaneous
      1390 ;   RAM usage
      1400 ;
0000 1410          *=   $660
      1420 ;
0660 00 1430 SAVECOLOR .BYTE 0      ; where COLOR is saved
      1440 ;
0661 53 1450 SNAME   .BYTE "S:",0   ; the filename for open
0662 3A
0663 00

      1460 ;
      1470 ;
      1480 ; GRAPHICS g
      1490 ;
      1500 ; ENTRY: A-reg contains graphics mode 'g'
      1510 ; EXIT: Y-reg has completion status
      1520 ;
      1530 GRAPHICS
0664 48 1540          PHA              ; save 'g'
0665 A260 1550          LDX #6*$10    ; file 6
0667 A90C 1560          LDA #CCLOSE
0669 9D4203 1570          STA ICCOM,X
066C 2056E4 1580          JSR CIO      ; First, we must close file #6
      1590 ; (we ignore any errors from the close)
      1600 ;
066F A260 1610          LDX #6*$10    ; again, file 6
0671 A903 1620          LDA #COFN     ; we will open this 'file'
0673 9D4203 1630          STA ICCOM,X
0676 A961 1640          LDA #SNAME&LOW
0678 9D4403 1650          STA ICBADR,X ; we use the file name "S:"
067B A906 1660          LDA #SNAME/HIGH
067D 9D4503 1670          STA ICBADR+1,X ; by pointing to it
      1680 ;
      1690 ; all is set up for OPEN, now
      1700 ; we tell CIO (and S:) what kind of open
      1710 ;
0680 68 1720          PLA              ; our saved 'g' graphics mode
0681 9D4B03 1730          STA ICAUX2,X ; is given to S:
      1740 ; (note that S: ignores the upper bits of AUX2)
0684 29F0 1750          AND #$F0     ; now we get just the upper bits
0686 4910 1760          EOR #$10     ; and flip bit 4
      1770 ; (Read the text. S: expects this bit inverted
      1780 ;   from what normal BASIC usage is.)
0688 090C 1790          ORA #$0C     ; allow read and write access (for CIO)
068A 9D4A03 1800          STA ICAUX1,X ; make CIO and S: happy
068D 2056E4 1810          JSR CIO      ; and do the OPEN of S:

```

ANSWER-MAN

FOR USE WITH YOUR
ATARI 400/800. PLUGS
INTO THE GAME PORTS.
GREAT FOR EDUCATION
OR FOR FUN. COMES WITH
SOFTWARE. GUN METAL
GRAY CASE.

\$29.95

LIFELINE COMM. INC.
3107 PICO BL. #1.
SANTA MONICA, CA.
90405. (213)828-0489.

Dealers —
Reserve your
copies of
COMPUTE's first
Atari and
PET/CBM books
today. Call
919-275-9809
for ordering
information.



CRYPTS OF TERROR

Beware as you enter the Crypts Of Terror. No one has survived this horror. Only your unrelenting nerve and determination will drive you deeper into the unknown.

Find what lurks in these ancient crypts!!

At last we have found an adventure with full graphics, sound and intrigue for your ATARI 400/800 computer.

• CRYPTS OF TERROR is the first adventure game that was completely designed for the Atari computers only. The graphics are the finest available using the full potential of the Atari.



Atari 800/400 16K requires joysticks.

Payment: Personal Checks — allow three weeks for check to clear.

American Express, VISA, MasterCard — include all numbers on card. Please include phone number with all orders.

Orders from USA \$29.95 (US funds)

Orders from Canada \$39.95 (Canadian funds)

Plus \$2.00 for shipping.

Ontario residents add 7% R.S.T.

Check your local computer dealer for Crypts Of Terror.

Dealer inquiries encouraged.

**INHOME
SOFTWARE**

PH. 1-416-961-2760

1560 Yonge St.
P.O. Box 10
Toronto
Ontario Canada
M4T 1Z7

```

0690 60      1820      RTS
             1830 ;
             1840 ;;;;;;;;;;;;;;;;;;;;;;;;;;;;;;;;;;;;;;;;;;;;;;;;;
             1850 ;
             1860 ; COLOR c
             1870 ;
             1880 ; ENTER: Color 'c' in A-register
             1890 ; EXIT: Unchanged
             1900 ;
             1910 COLOR
0691 8D6006 1920      STA  SAVECOLOR
0694 60      1930      RTS          ; exciting, wasn't it?
             1940 ;
             1950 ;;;;;;;;;;;;;;;;;;;;;;;;;;;;;;;;;;;;;;;;;;;;;;;;;
             1960 ;
             1970 ; POSITION h,v
             1980 ;
             1990 ; ENTER: h (horizontal) position in X,A
             2000 ;           registers (LSB,MSB)
             2010 ;           v (vertical) position in Y-register
             2020 ;
             2030 ; EXIT: unchanged
             2040 ;
             2050 POSITION
0695 8655    2060      STX  HORIZONTAL
0697 8556    2070      STA  HORIZONTAL+1 ; read the text
0699 8454    2080      STY  VERTICAL   ; too simple, right?
069B 60      2090      RTS
             2100 ;
             2110 ;;;;;;;;;;;;;;;;;;;;;;;;;;;;;;;;;;;;;;;;;;;;;;;;;
             2120 ;
             2130 ; PLOT h,v
             2140 ;
             2150 ; ENTER: must have done a previous COLOR call
             2160 ;           X,A,and Y registers set as in POSITION
             2170 ;
             2180 ; EXIT: Y-register has completion status
             2190 ;
             2200 PLOT
069C 209506 2210      JSR  POSITION
069F A260    2220      LDX  #6*#10   ; file 6, again
06A1 A90B    2230      LDA  #CPBINR   ; Command Put BINary Record
06A3 9D4203 2240      STA  ICCOM.X
06A6 A900    2250      LDA  #0
06A8 9D4803 2260      STA  ICBLN,X
06AB 9D4903 2270      STA  ICBLN+1,X ; if buffer length is zero...
06AE AD6006 2280      LDA  SAVECOLOR ; then CPBINR puts one char from A-reg
06B1 2056E4 2290      JSR  CIO      ; and this is how we PLOT
06B4 60      2300      RTS
             2310 ;
             2320 ;;;;;;;;;;;;;;;;;;;;;;;;;;;;;;;;;;;;;;;;;;;;;;;;;
             2330 ;
             2340 ; LOCATE h,v,c
             2350 ;
             2360 ; ENTER: X,A,and Y registers set up as in POSITION
             2370 ; EXIT: A-register has the LOCATED color
             2380 ;           Y-register has the completion code
             2390 ;
             2400 LOCATE
06B5 209506 2410      JSR  POSITION
06B8 A260    2420      LDX  #6*#10   ; file 6
06BA A907    2430      LDA  #CCBINR   ; Command Get BINary Record
06BC 9D4203 2440      STA  ICCOM,X

```

```

06BF A900 2450 LDA #0
06C1 9D4803 2460 STA ICBLN,X
06C4 9D4903 2470 STA ICBLN+1,X ; if Buffer LENqth is zero,
06C7 2056E4 2480 JSR CIO ; then the character is returned in A
06CA 60 2490 RTS
2500 ;
2510 ;;;;;;;;;;;;;;;;;;;;;;;;;;;;;;;;;;;;;;;;;;
2520 ;
2530 ; DRAWTO h,v
2540 ;
2550 ; ENTER: must have done a previous PLOT
2560 ; X.A,and Y registers as in POSITION
2570 ;
2580 ; EXIT: Y-register has completion code
2590 ;
2600 DRAWTO
06CB 209506 2610 JSR POSITION
06CE AD6006 2620 LDA SAVECOLOR
06D1 8DFB02 2630 STA DRAWCOLOR ; where DRAWTO expects its color
06D4 A260 2640 LDX #6*#10 ; file 6...once more
06D6 A911 2650 LDA #CDRAW ; just a command to "S:"
06D8 9D4203 2660 STA ICCOM.X
06DE A90C 2670 LDA #0C
06DD 9D4A03 2680 STA ICAUX1,X ; insurance
06E0 A900 2690 LDA #0
06E2 9D4B03 2700 STA ICAUX2,X ; ...guaranteed to work
06E5 2056E4 2710 JSR CIO ; do the actual DRAWTO
06E8 60 2720 RTS
2730 ;
2740 ;;;;;;;;;;;;;;;;;;;;;;;;;;;;;;;;;;;;;;;;;;
2750 ;
2760 ; SETCOLOR r,hue,lum
2770 ;
2780 ; ENTER: X-register has color register 'r'
2790 ; A-register has hue
2800 ; Y-register has luminance
2810 ; EXIT: (undefined)
2820 ;
2830 SETCOLOR
06E9 0A 2840 ASL A
06EA 0A 2850 ASL A
06EB 0A 2860 ASL A
06EC 0A 2870 ASL A ; we need hue * 16
06ED 9DC402 2880 STA COLOR0,X ; save it here for a nonce
06F0 9B 2890 TYA
06F1 290E 2900 AND #0E ; only luminance bits that matter
06F3 1B 2910 CLC
06F4 7DC402 2920 ADC COLOR0,X ; end of the nonce
06F7 9DC402 2930 STA COLOR0,X ; and VBLANK will move this to hardware
06FA 60 2940 RTS
2950 ;
06FB 2960 .END

```

Graphics routines for COMPUTE! #21
The actual routines

=E456 CIO	=0342 ICCOM	=0344 ICBADR	=0348 ICBLN
=034A ICAUX1	=034B ICAUX2	=0003 COPN	=000C CCLOSE
=0007 CGBINR	=000B CPBINR	=0011 CDRAW	=0012 CFILL
=0004 OPIN	=0008 OPOUT	=0055 HORIZONTAL	=0054 VERTICAL
=02FB DRAWCOLOR	=02C4 COLOR0	=00FF LOW	=0100 HIGH
0660 SAVECOLOR	0661 SNAME	0664 GRAPHICS	0691 COLOR
0695 POSITION	069C PLOT	06B5 LOCATE	06CB DRAWTO
06E9 SETCOLOR			

P/M Graphics Made Easy

T. Sak, S. Meier
Baltimore, MD

Many people have called the Atari's graphics capabilities its best feature, especially the player-missile graphics. We won't argue, but how many of you have backed away because it looks too difficult to handle in BASIC or you simply are not satisfied with the execution speeds which you are able to achieve?

Well, no more excuses! We've got a machine language subroutine that you can use with BASIC to achieve exciting graphics performance without a lot of muss and fuss. As a matter of fact, you make only one setup call to the subroutine and then forget it! And we promise you need know nothing about machine language. Just a few POKES and you'll have your players dancing around the television screen.

You Don't Need To Know Machine Language

There have been a number of very helpful articles published describing the essential player-missile graphic information. Chris Crawford's description in **COMPUTE!** #8 is particularly noteworthy. We're going to assume that you are familiar with the fundamentals, but we'll review highlights as they're required.

A feature of the Atari with which you may not be familiar is its "interrupt" mechanism and how you can let it move your players for you at machine language speed — without the overhead of calling it from your BASIC program. Before we explore this useful feature, let's take a quick refresher course on interrupts.

As you know, the Atari keeps itself pretty busy doing its "housekeeping" chores even while it is interpreting your BASIC program. Among other things, the Atari must maintain the steady delivery of information to your television set, allowing it to paint a constantly up-to-date picture of the display data. Multiple, concurrent activities are performed by allowing one particular activity to periodically interrupt another.

The traditional analogy is that of a busy business executive who, while engaged in a meeting with an associate, is interrupted by a telephone call. The ringing phone signals the interrupt; the executive "checkpoints" his meeting and answers the phone. After disposing of the call, the executive

resumes his meeting at the point of interruption.

A similar circumstance occurs each time a complete picture is painted by your television set. The television's electron beam paints the picture by sweeping horizontal rows across the picture tube beginning in the upper left hand corner and ending in the lower right. The beam is turned off when it reaches the lower right corner and is returned to its upper left starting position. This return trip is essentially a vertical positioning movement so this period when the beam is turned off is known as the *vertical blank time*.

Move During Vertical Blanks

The onset of the vertical blank cycle serves as an opportunity for the Atari's antic chip to signal an interrupt, the vertical blank or VBLANK interrupt. The operating system uses this occasion to perform some of its "housekeeping" duties. Fortunately, the operating system designers allow us to include a machine language subroutine which can be executed as one of these tasks.

The machine language vertical blank interrupt player movement subroutine described here is called VBLANK PM and it allows you to simply POKE the next x and y coordinate at which your player is to be displayed. There is no need to repeatedly call the subroutine from BASIC via the USR function. The subroutine will be automatically executed during the next vertical blank period. It is possible to move the players every time a new screen is painted on the television — and that's 60 times a second!

You may recall from other articles that an appropriate POKE to location 53248 (and the three memory locations following) permits you to position players zero through three horizontally along the x-axis. It's not quite as easy to position the players vertically along the y-axis. Not until now!

The VBLANK PM subroutine takes care to move the players in both directions. Movements along the vertical axis involve "erasing" and re-writing the player in the new position. VBLANK PM does this for you, automatically. There are a few things which you must do for VBLANK PM however.

First, you must get the VBLANK PM machine language subroutine into memory and notify the operating system that it is to be included as one of the "housekeeping" tasks to be performed as a part of servicing the vertical blank interrupt. Next, it's up to you to draw your players and tell VBLANK PM how tall they are. After initialization, VBLANK PM looks after the positioning of your players until either a warm start (pressing SYSTEM RESET) or a cold start (power-off, power-on sequence) is performed.

Program 1 is an example of the initialization and use of the VBLANK PM subroutine. This program causes VBLANK PM to be loaded and initialized and players zero and one to be drawn and then moved about the television screen in a random pattern. The players are male and female gender symbols which the program "dances" around the screen.

Lines 100 through 200 are the main program; we'll save an explanation of these lines until after you've gained some insight into the initialization subprogram contained in lines 1000 through 1110. The VBLANK PM machine language subroutine is expressed in the DATA statements numbered 2000 through 2100. Finally, lines 3000 through 3020 supply a description of the two players used in this example.

The first task is to load VBLANK PM into page six of memory. Page six is locations 1536 through 1791 (hexadecimal 600 through 6FF) and has been left available by Atari's software designers for applications such as this one. These 256 bytes of memory are not disturbed by BASIC or DOS; however, a cold start does cause page six to be cleared to zeroes. Line 1010 causes the VBLANK PM to be read and POKEd into memory. Line 1020 clears a few locations used by the subroutine; this statement can be omitted if you are sure that page six has not been altered since the last cold start.

We're going to employ the Atari's antic chip direct memory access (DMA) facility to transfer graphics information from memory to the television using single line resolution. (You might want to reread Chris Crawford's article or just "trust us on this one!") This means that we must allocate 2K (2048) bytes of memory for the storage of players. In line 1030 we obtain the page number of RAM-TOP, deduct 16 pages, and call the result the base of the required 2K byte allocation.

Memory Allocation

Why 16 pages? Well, first consider that 2K bytes are eight pages (a page contains 256 bytes) and that, depending on the graphics mode (i.e., GRAPHICS 0 through GRAPHICS 8), you must allow sufficient space at the top of RAM to contain the display list and screen data. Incidentally, the player-missile 2K byte allocation must begin at an address which is a multiple of 2048; we call this starting address PMBASE.

One more cautionary note: you will have to allow more than 16 pages between PMBASE and RAMTOP if you are using graphics modes six through eight. Fred Pinho's article in **COMPUTE!** #16 provides greater detail in this area.

Figure 1 depicts the 2K byte memory allocation.

Figure 1.

currently not used	PMBASE
	+ 1024
player zero	+ 1280
player one	+ 1536
player two	+ 1792
player three	

Remember, we didn't design this scheme, Atari did, and we're not sure why but there is a considerable amount of unused space involved. You can use the lower, unused bytes for your own purposes without disturbing anything, if you like. We're only going to use the upper 1K bytes.

Player zero occupies PMBASE + 1024 through PMBASE + 1279; player one is situated in locations PMBASE + 1280 through PMBASE + 1535, and so on for players two and three. Line 1040 clears any residual data – if you're in a hurry and are sure that this area is already clear (i.e., following a cold start), you won't need line 1040.

Lines 1050 and 1060 are used to draw players zero and one. VBLANK PM expects the players to be drawn such that their top line is initially placed at the beginning of the individual player's storage area. The player can be as tall as you like up to 255 lines; of course, you will never see all of a player which is that tall on the screen at the same time!

Next you can see that we've taken advantage of the Atari's special memory locations for some functions. You establish the players' colors with a POKE into locations 704 through 707 for players zero through three, respectively. Line 1070 is used to set the colors and assumes that you've set the variables PCOL0, PCOL1, PCOL2, and PCOL3 already.

Line 1080 establishes the positioning addresses which you will be using later to signal player movements using only POKEs. PLX and PLY are the locations POKEd to establish the next x and y position of player zero. A POKE into location PLX + 1 and PLY + 1 accomplishes the same thing for player one, and so forth for players two and three. PLL (and PLL + 1, PLL + 2, and PLL + 3) are POKEd to inform VBLANK PM of the length (or height) of each player.

Line 1090 initializes the remaining control parameters. A 62 is POKEd into location 559 to set the single line player-missile resolution graphics; a

one placed into location 623 establishes the player/playfield priorities giving the players priority over the playfield. (You can change this to suit your purposes, if you wish.) Location 1788 is in VBLANK PM and is POKEd with the number of the first page containing player-missile data. Locations 53277 and 54279 are used to switch on the DMA graphics data transfer facility and to tell the ANTIC chip where in memory to find the player graphics data.

Wrapping Up The Loose Ends

You're almost ready to go! A subroutine call to VBLANK PM from line 1100 allows VBLANK PM to notify the operating system of both his presence and his desire to be automatically invoked as a part of the vertical blank interrupt process. This is the only time in which your BASIC program must explicitly call VBLANK PM.

Okay, to wrap up loose ends, let's take a quick look at the main program – lines 100 through 200. Line 100 turns off the cursor, clears the screen, and provides a black background so that we can readily see the players.

Line 110 sets the players' colors before the VBLANK PM initialization subprogram is executed. You know how to set the colors, right? Multiply the color number by 16 and add the desired intensity – the color and intensity numbers are the same as those used in the SETCOLOR command. Line 120 assures the VBLANK PM is launched.

Line 130 illustrates the manner in which you pass instructions to VBLANK PM. Here we are telling VBLANK PM that both players are eight lines tall. You can change this parameter at any time – we have a little surprise for you later about why you might want to change this parameter.

Lines 140 and 150 establish the initial television screen positions of players zero and one, respectively. A word about the available values for the x and y coordinates might be helpful as not all x and y values will result in the player being displayed. There are 255 x positions with only 160 of these appearing across the television screen beginning with an x value of 48.

Similarly, there are 255 y positions with 192 of these visible on the screen beginning with 32 at the top. (These x and y values may vary slightly depending on the adjustment of your television receiver.) VBLANK PM assumes that you are referring to the upper left hand corner of your player whenever you POKE new x and y coordinate values.

Lines 170 and 180 illustrate the use of the pseudo-random number function to determine the next set of x and y coordinates. Line 190 provides a small delay between player movements. Delete

the FOR and NEXT statements if you want to see how fast – and easy – it is to move players.

Well who said player-missile graphics had to be anything but fun?! Give VBLANK PM a try in one of your current programs to add a little zip; or try it in your next graphics project.

Oh, we almost forgot that we promised you a surprise regarding why you might want to change the height of a player. VBLANK PM has a few more features which allow you to animate the movements of your players – but more about this next time!

```

100 POKE 752,1:PRINT CHR$(125):SETCOLOR 2,0,0
110 PCOL0=216:PCOL1=56:REM color of players
120 GOSUB 1000:REM initialize vb routine
130 POKE PLL,8:POKE PLL+1,8:REM player's height
140 POKE PLX,100:POKE PLY,102:REM player
  0's initial position
150 POKE PLX+1,108:POKE PLY+1,72:REM ditto player 1
160 REM let players dance!
170 POKE PLX,RND(0)*159+48:POKE PLY,RND(0)*191+32
180 POKE PLX+1,RND(0)*159+48:POKE PLY+1,
RND(0)*191+32
190 FOR I=1 TO 75:NEXT I:GOTO 170
200 END

1000 REM INITIALIZE VBLANK PM SUBR
1010 FOR I=1536 TO 1706:READ A:POKE I,A:NEXT I
1020 FOR I=1774 TO 1787:POKE I,0:NEXT I
1030 PM=PEEK(106)-16:PMBASE=256*PM
1040 FOR I=PMBASE+1023 TO PMBASE+2047:PO
KE I,0:NEXT I
1050 FOR I=PMBASE+1025 TO PMBASE+1032:RE
AD A:POKE I,A:NEXT I
1060 FOR I=PMBASE+1281 TO PMBASE+1288:RE
AD A:POKE I,A:NEXT I
1070 POKE 704,PCOL0:POKE 705,PCOL1:POKE
706,PCOL2:POKE 707,PCOL3
1080 PLX=53248:PLY=1780:PLL=1784
1090 POKE 559,62:POKE 623,1:POKE 1788,PM
+4:POKE 53277,3:POKE 54279,PM
1100 X=USR(1696)
1110 RETURN
2000 REM vblank interrupt routine
2010 DATA 162,3,189,244,6,240,89,56,221,
240,6,240,83,141,254,6,106,141
2020 DATA 255,6,142,253,6,24,169,0,109,2
53,6,24,109,252,6,133,204,133
2030 DATA 206,189,240,6,133,203,173,254,
6,133,205,189,240,6,170,232,46,255
2040 DATA 6,144,16,168,177,203,145,205,1
69,0,145,203,136,202,208,244,76,87
2050 DATA 6,160,0,177,203,145,205,169,0,
145,203,200,202,208,244,174,253,6
2060 DATA 173,254,6,157,240,6,189,236,6,
240,48,133,203,24,130,141,253,6
2070 DATA 109,235,6,133,204,24,173,253,6
,109,252,6,133,206,189,240,6,133
2080 DATA 205,189,248,6,170,169,0,177,20
3,145,205,200,202,208,248,174,253,6
2090 DATA 169,0,157,236,6,202,49,3,76,2,
6,76,98,228,0,0,104,169
2100 DATA 7,162,6,160,0,32,92,228,96
3000 REM players 0 & 1
3010 DATA 6,6,8,126,195,195,195,126
3020 DATA 126,195,195,126,24,126,126,24

```

Review:

Eastern Front (1941)

Edward P. McMahon
Potomac, MD

Eastern Front (1941) by Chris Crawford of the Atari Staff is a paradigm for computer war games. Not a shoot-em-up type arcade game, it is a corps-level historical simulation. The subject of this excellent simulation is the first 41 weeks of Operation Barbarossa, Hitler's massive attack on Russia which began on June 22, 1941.

Eastern Front has many features of a well-done historical simulation wargame: simultaneous movement of both players, supply rules, reinforcements and resupply effects, and effects of terrain. There is some time pressure also, which is not usually found in simulation wargames of the board-and-counter variety. The computer (a worthy opponent playing the Russian side) thinks out its move during the vertical blank periods when you are planning your moves. The more time you take, the better will be the computer's move. More on this later.

The game starts immediately after booting in (it is an AUTORUN.SYS file on the disk version), but first-time players don't immediately respond. They are entranced by the graphics presentation. The playfield is 2½ screens horizontally and 4½ in the vertical dimension and is filled with excellent redefined character sets – mountains, rivers, forests, marshes, cities and coastal areas. As you move your hollow square cursor to any edge of the screen window, the map smoothly fine-scrolls to display the correct part of the playfield. The attention to detail is admirable. The trees in the forest areas are different sizes; the rivers and coasts are displayed to the highest possible resolution. The colors have been carefully chosen – I have not noticed any "bleeding" between adjacent colors – and dramatically indicate the change of seasons. The autumn season begins on October 5, 1941, when the green land changes to a purple-brown mud color. (Remember that date. If you haven't captured your objectives, destroyed most of the original Red forces, and established a strong defensive position by then, you are in trouble.) The ground changes again to white in winter, and the rivers and marshes freeze (blue to white) from north to south as the weeks progress. The process reverses in the spring. Another very nice detail.

A few words on the history (*History of the Second World War*, Sir Basil Liddell Hart (ed), Marshall Cavendish USA, Ltd., 1973-1974). Hitler began open plans to invade Russia with discussions in June, 1940. A late spring offensive was planned, and the first strategy (by Maj. Gen. Marcks) was

**...it is a corps-level
historical simulation.**

two thrusts – the largest to Moscow through Smolensk, the second to Kiev. These would join in a pincer movement, trapping most of the Red Army. General Halder and the German High Command modified the Marcks plan by weakening the Kiev thrust to strengthen the push to Moscow, and added a third line of attack to Leningrad. Three Army Groups were defined: Army Group North (von Leeb), Army Group Center (von Beck), and Army Group South (von Rundstedt). Von Kleist's I Panzergruppe and Guderain's II Panzergruppe were aimed north and south of the Pripet marshes respectively. The General Staff and probably Army Group leaders played out major war games in late 1940, taking both sides of the campaign. But early in December, Hitler made what the German Army War Diary calls "a substantial alteration." Leningrad became the principal military target and Moscow was to be taken afterward.

The aim was still rapid advance and encirclement to prevent the Red Army from escaping into the interior, and the destruction of Russia's industrial power in the Ukraine, in Leningrad, and in Moscow. But Hitler's modification had the Army Group Center waiting until Army Group North achieved its more difficult, more distant objective before going on to Moscow. The High Command did not argue successfully with Hitler, and the directive for Operation Barbarossa was signed on December 18, 1940.

On June 22, the longest day, the largest invasion in the world began against an army which had suffered Stalin's 1937-1939 purges: three of five Marshals, 13 of 15 Army Commanders, 57 of 85 Corps Commanders and more had been shot or disappeared without a trace. The German attacks were devastating in the North and Center (Smolensk fell on July 15, but Kiev held out as a pocket of resistance until late September). Nearly two-thirds of the Red Army's strength at the outbreak of the war was destroyed. The Germans occupied Russia up to a line from Leningrad to the Crimea.

Estimated losses by the end of 1941 for the Red Army were 5-7 million killed or wounded, 3-5 million P.O.W., 21,000 tanks and 33,000 guns destroyed. Russia fought back with extraordinary national effort, calling on all its resources and extensive Allied help. The Germans achieved some additional victories, but the Blitzkrieg was blunted by the vastness of Russia, the mud and the cold.

Your only hope of winning the simulation is to follow the suggestions of the author, Chris Crawford, in the excellent user's manual which comes with the game: break through and use the mobility of the armored units to encircle the Russian corps from behind, and concentrate forces by pushing your infantry as fast as possible to attack and eliminate pockets of enemy units. These are the classical Blitzkrieg tactics. But, before the autumn mud stops your panzers, form a defensive line using terrain (rivers and cities) to your advantage. Fall back in order during the winter counterattacks.

The game is well documented, but the mathematical rules of combat and supply are not given. The user interface is well designed, so the game is almost entirely playable from the joystick alone (three keys are needed: START, OPTION, and SPACE BAR). The only feature which I find seriously lacking is the ability to save a game and restart it. The game takes two or three hours to play (more, if you want to keep a record of what you are doing) and I find it difficult to come up with an uninterrupted block of time like that. Moreover, I can't study different moves for a given situation, but perhaps that's good. The unknowns can't be resolved, so the game keeps my interest. There is randomness in the combat and supply rules (a good feature) so a tactic which works today may not work tomorrow. Another reason why replaying a tactic may not give meaningful results was mentioned earlier: the computer works on its move while you are entering yours. The computer selects a move for each of its units and, as time is available, iteratively improves each move. This is the feature of the game in which Crawford takes the most pride.

Crawford states that he uses only 75% of the Atari's graphics capabilities. He should know. He is one of Atari's most creative staff members, and certainly understands the machine. The way he uses that 75% makes *Eastern Front (1941)* a show-piece and a challenge to other program designers. (If he ever uses 100%, I think I'll sit and stare for a week or so.)

I am still experimenting with small, local tactics, as hopeless as that may be. If I ever get to March '42 again (before 2 a.m.), perhaps a late winter thrust to push some muster points farther west will add some victory points. Hmmm... ©

Odds & Ends

Clearing Memory

Charles Brannon
Editorial Assistant

Before using an area of memory for storage, it is often necessary to clear it out. For example, a GRAPHICS command clears the screen by writing zeros to all the screen memory. Since there are no BASIC statements that directly support player/missile graphics, the memory used by this facility has to be cleared by the programmer, usually with a FOR/NEXT loop.


ATARI BASIC does not clear out the old values of an array or string when a program is RUN, even if there is garbage in the memory used by these variables. This also necessitates some kind of loop to clear out this memory.

The problem with this is that an array of any substantial size requires a long time to clear out. For strings, there is a shortcut:

```
10 DIM A$(100)
20 A$(1) = " ": A$(100) = " ": A$(2) = A$
```

Line 20 will "instantly" fill A\$ with spaces. The space in quotes can be changed in order to fill a string with a desired character.

There is a "quick and dirty" way to clear out memory. This relies on the previously mentioned GRAPHICS command. GRAPHICS 8 + 16:GRAPHICS 0 will clear out about 8K of high RAM. If executed before a DIM statement, this will usually suffice. Since most Player/Missile memory is in the top of memory, the GRAPHICS command is definitely satisfactory. If you don't have 8K of free memory, you'll get an ERROR-147 (Insufficient RAM for GRAPHICS mode), in which case you'll have to use GRAPHICS 7 + 16 (or lower), or resort to the BASIC clear loop. ©



Verbatim flexible disks

Call Free (800) 235-4137 for prices and information. Dealer inquiries invited. C.O.D. and charge cards accepted.

PACIFIC EXCHANGES
100 Foothill Blvd.
San Luis Obispo, CA
93401. In Cal. call
(800) 592-5935 or
(805) 543-1037.

VISA

COMPUTE! Overview:

Textwizard

Textwizard consists of a copy- and write-protected disk containing the program, an instruction manual, and a reference card which summarizes all commands. All of this is in a luxuriously padded binder.

Original purchasers may request a back-up disk when the warranty card is returned with a \$5.00 check. After that, clobbered discs can be exchanged at the factory for a \$30.00 fee.

Forewarned, we treated the disk with great respect. What we found was a carefully human-engineered word processing system for a personal computer. It will not turn your Atari into a \$15,000 professional word processor, but many of the important differences between Textwizard and a professional system are a function of the 40-character display. Thus, it is not reasonable to consider constructing large organizational charts, flow charts, or even moderately complex graphs. Tables of data which span more than 40 columns are tortuous to create. Other features usually seen in professional systems, including automatic hyphenation, positioning of footnotes at the bottom of a page, tabular sorts, arithmetic functions and representation of mathematical symbols are not available on Textwizard.

The Manual

First impressions of the program come from the well made and finished looseleaf text which accompanies the program. Filled with 56 pages of instructions, including an index, the manual gives the feeling that the producers of this program care about quality.

The *Instruction Guide* is, however, for one panelist, the weakest element in the package. It was not carefully proofread nor carefully tested with naive users. There are simply too many instances where the user who methodically follows the step-by-step instructions is left hanging with a feeling of "What do I do now?"

In contrast to the above, one panelist was pleased with the manual: "The user's manual is a very good example of what in some educational

circles is known as the "KISS" of knowledge (Keep It Short and Simple). The manual walks the user through each function in logical, explicit language, and is itself an excellent example of programmed learning."

"...the manual gives the feeling that the producers of this program care about quality."

Ease Of Use

The program uses the Atari DOS system and diskettes must be formatted before you can store data on them. Data saved to disk appears to be compacted prior to saving, thus increasing the amount of data which can be stored on each disk.

The program is written completely in machine language and is loaded without the left cartridge in place. This increases the amount of available memory for storage of the text. With 48K of memory installed in the computer, there is just over 30K left for text. Eighteen K Bytes of program seems somewhat large, considering the stated capabilities of the program; however, this size would certainly seem to take it out of the "kid's toy" category.

The program boots quickly and, unless the amount of text being held is substantial, no loss of speed is noticed. There is one quirk which appears when the amount of memory in use begins to exceed 5K. There is a delay in the text's appearance on the screen when the inserting command is being used. This can be somewhat disconcerting if the operator is a touch typist and is watching the screen. The nice part is that the letters are all picked up and, if the typing is done accurately, it will all eventually show up.

When first used, however, the program appears to lack features found in other word processors. The program is not menu driven. Consequently, a number of functions such as loading, saving, disk formatting, and drive # setting, require that the operator remember specific keyboard sequences. Some of these are quite lengthy and would be more easily used if they were contained on a menu. The Atari full cursor movement feature is well used; however, there are no provisions for fast single stroke movement from the center of a line to either end of the line. These are not essential, but

WARLOCK'S REVENGE

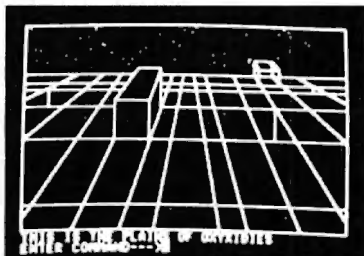


NEW FROM



Synergistic Software

AN EXCITING ATARI* HIGH-RES ADVENTURE GAME



Over 100 high resolution pictures in this two disk adventure. guide you to treasure as well as dangers. As you explore caverns and castles you use your various skills to obtain the riches therein, while eluding the pitfalls and creatures that abound. You provide the Atari, Warlock's Revenge provides the challenge. Requires at least a 40K, 400 800 with Atari Basic and disk. **\$35.00**



SYNERGISTIC SOFTWARE
5221 120th Ave. S.E.
Bellevue, Washington 98006
(206) 226-3216

Available for the Apple II Computer
as Oldorf's Revenge
from Highlands Computer Services

ATARI* 400/800 are trademarks of
Atari Computers Inc.

RAM

For ATARI

48K RAM BOARD FOR THE 400

- Increases memory capacity
- Reduces power consumption
- Reduces heat

48K Board (400) \$299

32K Board (800) \$150

**INTEC
PERIPHERALS
CORP**

3389 Del. Rosa Avenue
San Bernardino, CA 92404

(714) 864-5269

ATARI, 400, 800 are Trademarks of ATARI, Inc.

ATARI 400/800 OWNERS: THERE'S A MICROCONNECTION™ FOR YOU! —

Now you can direct-connect to the telephone with or without the 850™ interface, there's also a serial port to drive a printer, optional autodial and autoanswer, and smart terminal software! Prices start at \$199.50 For more details write or phone:



the micropipheral corporation

2643A - 151st Pl. N.E.
Redmond, WA 98052
(206) 881-7544



would speed editing. There is no scrolling ability which tends to limit the speed with which text can be edited. Offsetting this, to some degree, is the ability to move through the text in either direction using a combination of the OPTION key and the cursor arrow keys. The system is friendly. It may be conceptualized as two major programs: one is for creating and editing text, and one is for printing documents. With very few exceptions, commands to the editing component involve only two keystrokes.

Text formatting and printing functions utilize Atari's special keyboard controls (i.e., OPTION, SELECT, START) in conjunction with other keyboard characters which, when possible, relate to the particular function or mode required. For example, CTRL + T sends the cursor to the top of the page, CTRL + B sends the cursor to the bottom of the page; CTRL + M is used to Move text, CTRL + D to Duplicate text, CTRL + S for Search, etc. The use of characters such as BACKSP, INSERT and editing ARROWS will be familiar to Atari users and greatly facilitate operation — especially for the word processing beginner.

One particular feature proved extremely versatile. Margin control is set, not in inches or character widths, but in *dot* widths. Although this necessitates some computation by the user (150 dots = approx. 1 in.), it allows "fine tuning" when formatting a document; some very creative copy can be produced with such a tool. It would be a nice touch, perhaps, if Datasoft supplied a margin gauge or ruler which translated dots into inches and/or character widths as a useful addition to the Command Reference Card — which, in itself, is very clear and precise.

One severe problem occurs with the buffer operation. There is no protection for information stored in the buffer. Thus, inadvertent loss of text can and does happen unless the operator takes careful note of buffer use. It seems best not to store text in the buffer for any length of time, but rather to use the buffer for simple movement operations only. The lack of a screen display for print formatting requires that the printer be used each time the operator wishes to see the actual formatting of the text. This can account for a significant loss of time and reams of paper being generated, when the actual formatting on the page must be seen. One panelist felt that this, combined with an inability to print single pages of a long text file, proved to be the most serious deficiency of the program.

Search, Merge, Disk Functions

The search feature does not work reliably, particularly when the string involves as few as three characters. For example, on two Model 800 systems a

search for "he" (the string, h + e + space) not only correctly identified all occurrences of "he," but also incorrectly located embedded instances of "he" (as in "wherever") and, worse yet, totally inappropriate strings (e.g., "Ruth."). Search/replace operations were similarly plagued. Even when it behaves properly, global replacement is only semi-automatic: each "old phrase" must first be located; replacement with "new phrase" must then be manually verified.

Tab stops are preset to five spaces, and cannot be altered. This makes the construction of even 4- or 5-column tables of numbers overly cumbersome.

Generally Good Fatal Error Protection

It is generally very difficult for a user to make fatal errors. The exception to this rule is, however, important. File deletion is accomplished by simultaneously pressing OPTION D, followed by a file name. Even though the contents of the file still exist on the disk, they are thereafter forever inaccessible to the user. For an operation with such important consequences, it is reasonable to expect the system to help prevent the user from making devastating mistakes. Atari DOS requires an affirmative acknowledge prior to a file deletion. This feature probably should have been included.

Text requiring no special formatting features (pagination; underlining; centering; use of superscripts, subscripts, page numbers, boldface, etc.) may be printed to an Atari 825, Epson MX80, or Centronics 737 printers by issuing the command sequence OPTION P, followed by the filename. The print routine incorporates defaults for left, right, top, and bottom margins, proportional spacing, and right margin justification.

Overriding any of these defaults, or incorporating any of the many special features, requires the user to embed a command string within the text file. Features common to the entire file (e.g., placement of page numbers) are indicated on the first line in the text. Other commands (e.g., for centering) are embedded as they are needed. Unlike some other word processors, Textwizard does not permit underlining on the Epson MX-80. An approximation to boldface type may be made on the Epson, but not other printers; this restriction, too, is odd since Letter Perfect can produce boldface on all three printers. Generation of superscripts and subscripts is easy, but the instructions fail to mention that it cannot be accomplished on the Epson.

Pagination Is Especially Flexible

Arabic numerals may be placed automatically anywhere on the top or bottom lines of a manuscript. Since pagination may begin with any value, sections or chapters of a manuscript may be independently prepared.

A nice feature is the option to print text in

double columns. It is a little tricky to set up because the columns will not align evenly *unless* care is taken when placing carriage returns. It was not bothersome, however, and, after some experimenting, the text printed very nicely, each column having margin requirements pre-selected by the user.

On page 43 the automatic page numbering function is presented as CTRL + @. This combination does not work. It took a few minutes to locate the correct sequence for page numbering; it is SHIFT + @.

Its few disadvantages considered, Textwizard has a number of features which do set it apart from a simple text editor and turn it into a functional word processor.

One reviewer argued that the best single feature of the program is the Insert Text function. Because of the ease with which this works, there is little need for a lot of text moving. During this mode of operation, the operator is able to make insertions anywhere in the text without concern for erasure of previously written text. In addition, the screen border changes color during this operation, providing a constant reminder of the mode of operation. Wrap-around is maintained during the insert phase and this is a definite asset during text editing. Indeed, the ability to wrap-around text, thus keeping the text on the screen readable, is one of the really fine, and well-executed, features of Textwizard.

The use of changed screen colors and borders is a feature of Textwizard, which truly takes advantage of the versatility of the Atari, and helps to bring to this product an overall feeling of polish, while giving the user a very clear indication of the current mode of operation.

Print commands and formatting ability with this program are superb, if the Atari 825 or Centronics 737 printer is used in conjunction with the program. The ability to do multiple column printing is a great asset and it is here that Textwizard demonstrates a clear superiority over other word processors for the Atari. This feature alone would make the program worthwhile for anyone who publishes a newsletter.

Printing copy on cut (vs. continuous) paper is facilitated by the page eject and wait commands. The former performs a form feed, seeking the top of the next page. The latter causes printing to be suspended until a new sheet of paper is loaded.

The chaining feature is a powerful means to overcome the limitations imposed on the size of text files by the amount of available memory. With a 32K system, no text file may be greater than the equivalent of about 6.5 single-spaced pages. Sooner or later, most users will confront this ceiling, and

will despair unless they see one implication of CHAIN: manuscript components (ranging from single characters to the largest amount of text permitted by memory) may be strung together with a command string in the first text file, resulting in the sequential printing of the whole.

The Final Overview

● Panelist #1:

"Overall, Textwizard is a very clean, useful word processor, delivering all that Datasoft says it will. It is easy to use and requires very little effort on the user's part to get excellent performance. It is also fast. The editing and searching functions are extremely swift and accurate. The chain command works well and facilitates printing and editing large blocks of text efficiently. The only two enhancements it could use (but doesn't need) are graphic display of the formatted page, and perfect spelling."

● Panelist #2:

"In short, Textwizard is a generally well-conceived word processing system for the Atari. Sometime between conception and delivery to the user, however, various gnomes intruded and left indelible marks on the product. Textwizard is well-suited for preparing term papers, inter-office memos, and informal personal correspondence. It may even be appropriate for the Great American Novel. Professional technical writers and business executives will be happier and more productive with the much more powerful – and costly – word processing products that are targeted to their more complex needs."

● Panelist #3:

"With over fifty commands available to aid in editing, formatting, storing and printing text, Textwizard certainly provides the user with serious word processing capabilities. The program is well thought out; the formatting commands are simple and easy to use. Although a touch typist will probably have some small difficulty learning to use the extra keys with finesse, this is certainly not a drawback of the program. While certain portions of the program are weak...lack of menu and scrolling, and a very time consuming search and replace function, these are more than offset by the speed and ease of use which other areas of the program deliver to the user. All things considered, Textwizard, at a list price of \$99.95, is a good buy and one which could be recommended to all Atari 800 owners."

Textwizard. Datasoft Inc., 19519 Business Center Drive, Northridge, CA 91324. \$99.95. 32K and one or more disk drives and compatible with Atari 825, Centronics 737, and Epson MX-80.

for Atari*

A Financial Wizard

The Ultimate Personal Finance Management System

This new, comprehensive system enables you to determine how much you can afford to spend and what can be saved or invested. It graphically illustrates the answers to: "Where does the money go?" It also does a great deal more . . . nothing else even comes close!

Budget Projections

```

BUDGET ENTRY
A. AUTO          75  L. LEISURE      100
B. BOOKS         15  M. MEDICAL     120
C. CLOTHES       200  N. CHARITY     100
D. DENTIST       50  O. INVESTING   20
E. ELECTRIC      40  P. MAGAZINES   25
F. FOOD          400  Q. MISCEL      450
G. GAS           22  R. RENT        0
H. COMPUTER     30  S. SCHOOL      0
I. INSURANCE    22  T. TELEPHONE   25
J. CABLE TV     10  U. N/SALARY   2000
K. GARDEN        10

MONTH: 1  SALARY: 191  BUD TOT: 1309
CATEGORY:  ■  AMOUNT: $

ENTER CATEGORY THEN AMOUNT, PRESS
RETURN TO ENTER DATA

ENTER *M* TO QUIT
ENTER *N* FOR NEW MONTH
    
```

You are given 21 categories for which you enter a monthly plan and your anticipated income. The categories can be modified by name or amount at any time by you. The program prompts you every step of the way.

Enter data . . . month, check #, amount, y or n for tax deductibility, payee. Enter bank deposits and interest. Record up to ninety-six checks per month in amounts up to \$99,999.00

Check Entry

```

CHECK ENTRY
A. AUTO          J. CABLE TV      S. SCHOOL
B. BOOKS         K. GARDEN        T. TELEPHONE
C. CLOTHES       L. LEISURE       U. OPEN
D. DENTIST       M. MEDICAL       V. N/SALARY
E. ELECTRIC      N. CHARITY       W. KILOMATTY
F. FOOD          O. INVESTING     X. TAXES
G. GAS           P. MAGAZINES     Y. MILEAGE
H. COMPUTER     Q. MISCEL        Z. OPEN
I. INSURANCE    R. RENT

ENTER PAYEE
MO: 1  LAST CHECK #500
CHECK #501  CATEGORY: 0  TAX DED: 0
AMOUNT $10.00  PAYEE: J.C. PENNY
CHECKBOOK BALANCE = $2900.00

Enter *M* to QUIT
ENTER *N* FOR NEW MONTH
    
```

Check Search Menu

```

CHECK SEARCH
A. AUTO          J. CABLE TV      S. SCHOOL
B. BOOKS         K. GARDEN        T. TELEPHONE
C. CLOTHES       L. LEISURE       U. OPEN
D. DENTIST       M. MEDICAL       V. N/SALARY
E. ELECTRIC      N. CHARITY       W. KILOMATTY
F. FOOD          O. INVESTING     X. TAXES
G. GAS           P. MAGAZINES     Y. MILEAGE
H. COMPUTER     Q. MISCEL        Z. OPEN
I. INSURANCE    R. RENT

Do you want to search by...
1. Name
2. Category
3. Tax Deductible Checks
4. Check Number
5. Exit to Main Menu

Your choice...
    
```

Your checks can be sorted and displayed in four different ways: Name, Category, Tax Deductibility, Number. This can be done on a monthly or annual basis. The checks, deposits and interest data are automatically filed for access by the Bank Statement Reconciliation Program.

Check Search

```

CHECK SEARCH
Payee  Check  Amount  Mo  T  Cate
LEE MILE 500  $ 100.00  1  AUTO
J.C. PENN 501  140.00  1  CLOTHES
DR. WEST 502  60.00  1  DENTIST
CON EDIS 503  25.25  1  ELECTRIC
SAFEMAY 504  110.25  1  FOOD
WIKIDR 505  20.50  1  GAS
ATARI 506  25.00  1  COMPUTER
EASTERN 507  150.00  1  LEISURE
DR. KIN 508  75.00  1  MEDICAL
ADAMS 509  450.00  1  RENT
RED CROSS 510  20.00  1  CHARITY

No additional listings
# OF CHECKS=11  TOTAL:$1184

PRESS N FOR MORE
    
```

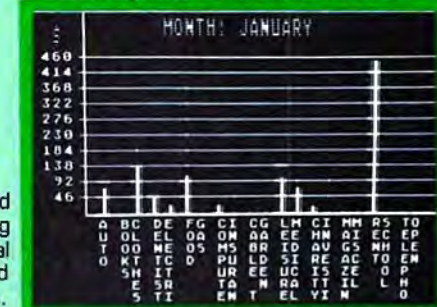
Expense Comparisons

JANUARY	EXP	BUD	±	%
A. AUTO	100	75	25	33
B. BOOKS	0	15	-15	-100
C. CLOTHES	140	200	-60	-30
D. DENTIST	60	50	10	20
E. ELECTRIC	25	40	-15	-38
F. FOOD	110	400	-290	-73
G. GAS	0	22	-22	-100
H. COMPUTER	25	30	-5	-17
I. INSURANCE	0	75	-75	-100
J. CABLE TV	0	22	-22	-100
K. GARDEN	0	10	-10	-100
L. LEISURE	150	100	50	50
M. MEDICAL	75	120	-45	-38
N. CHARITY	20	30	-10	-33
O. INVESTING	0	100	-100	-100
P. MAGAZINES	0	20	-20	-100
Q. MISCEL	0	25	-25	-100
R. RENT	450	450	0	0
S. SCHOOL	0	0	0	0
T. TELEPHONE	0	25	-25	-100
U. OPEN	0	0	0	0
TOTALS	1155	1809	-654	-36

Detailed comparisons are displayed on a monthly or categorical basis which show ± and percentage relationships. You can then identify and analyze obvious and not-so-obvious relationships of the entered factors.

Colored bar charts are generated rapidly via machine language comparing the amounts projected with actual expenditures. Chart displays are produced for both months and categories.

Graphic Presentations



Also included in the system are:

- Printout options—all popular 40/80 col. printers.
- Multi-color graphics and sound enhancements.
- 4 record keeping categories for electric usage, gas consumption or whatever you wish to track.
- Check reconciliation—calculating totals and displaying # of checks and deposits outstanding.
- An audio/visual reward if your account balances.
- 8 utility programs.
- User-friendly operation and full documentation.

The system is designed for Atari* computers having a minimum of 24K and operating from a disk drive.

* trade mark of Atari, Inc. OK Residents Add 4% Tax

The price of the system is only \$49.95 plus \$2.00 for handling/postage.

If your local dealer does not have the Financial Wizard . . .

Telephone orders are accepted on Mastercharge or Visa credit cards.

Mail order must be accompanied by check or money-order or credit card #.

Dealer inquiries invited. [405] 751-2783

From Computari.

Exclusively thru

ON LINE

COMPUTER CENTERS OF OKLA

10944-A North May
Oklahoma City, OK 73120
[405] 751-2781

CHECK ENCLOSED

VISA

MASTERCHARGE

NAME (Print) _____

Address _____

City _____ State _____ Zip _____

Card # _____ Exp. _____ Sig. _____

Fantasy for your ATARI

Ali Baba and the forty thieves

By Stuart Smith




Guide your alter ego, Ali Baba, through the thieves' mountain den in an attempt to rescue the beautiful princess. Treasure, magic, and great danger await you! One or more human players can guide up to seventeen friendly characters through the many rooms, halls, and caves. Some characters wander around randomly, making each adventure a little different.

ALI BABA AND THE FORTY THIEVES is written in high resolution color graphics and includes music and sound effects. Adventures can be saved to disk and resumed at a later time. Requires 32K.

On Diskette Only — \$32.95

Graphics for your ATARI Character Magic

By Chris Hull



It's easy to create your own character sets and save them to diskette or cassette with CHARACTER MAGIC. But this is not just another character editor. CHARACTER MAGIC helps you use all the character types that the Atari is capable of, including descending characters (8 x 10 dots) and two types of five-color character graphics not supported by Atari's Operating System. Documentation includes examples of display lists that let you use these "secret" graphics modes. Requires 32K.

Cassette or Diskette - \$29.95

FOR OUR COMPLETE LINE OF ATARI SOFTWARE
PLEASE WRITE FOR OUR CATALOG

ASK FOR QUALITY SOFTWARE products at your favorite computer store. If necessary you may order directly from us. MasterCard and Visa cardholders may place orders by calling us at (213) 344-6599. Or mail your check or bankcard number to the address above. California residents add 6% sales tax. *Shipping Charges:* Within North America orders must include \$1.50 for shipping and handling. Outside North America the charge for airmail shipping and handling is \$5.00. Pay in U.S. currency.

QS QUALITY SOFTWARE

6660 Reseda Blvd., Suite 105, Reseda, Ca. 91335

(213) 344 6599



MICROWORLD, an adventure within your computer, is available on the ATARI and the TRS-80. You are transformed into an electroid and must explore the circuits of your computer. Over 80 locations and many original problems exist within the maze of transformers and transistors. We dare you to explore the maze of bit cells! Each version of Microworld explores the workings of its respective computer, Atari or TRS-80. Microworld comes with a booklet defining terms and describing the function of the mystifying inner workings of home computers. Come face to face with a station! Explore the Microworld!

SATISFACTION GUARANTEED!

If for any reason you are not satisfied with our products, return your order within 14 days for a prompt and cheerful refund.

ORDERING INFORMATION

Orders are processed within five working days. Shipping and handling charge of \$1.00 will be added to all orders within the U.S. and Canada. Overseas orders please add \$3.00 for air post.

Atari Microworld	Atari 400 and 800	
32K Cassette	\$19.95
Atari 400 and 800		
32K Diskette	\$22.95
TRS-80 Microworld	TRS-80 Model I and Model III	
Level II 16K Cassette	\$19.95
TRS-80 Model I and Model III		
Level II 32K Diskette	\$22.95

MICROWORLD \$

SHIPPING 1.00

TOTAL \$

TRS-80 **ATARI**

CASSETTE **DISKETTE**

NAME

STREET

CITY STATE ZIP

CHECK **VISA** **MASTERCARD**

EXP DATE

MED SYSTEMS SOFTWARE
P.O. Box 2674, Chapel Hill, NC 27514
1-800-334-5470

Atari PILOT At The Helm

Patricia Tubbs
Sunnyvale, CA 94086

As instructor for Gifted/Talented students in the Sunnyvale Elementary School District and educational computer consultant, I have had the opportunity of field testing Atari's PILOT language for the past year.

As a programmer in BASIC at an intermediate ability level, I've found Atari's PILOT extremely easy to use. Not only is text manipulation easily managed, but also both sound and high-resolution graphics are within the reach of beginners.

PILOT was originally developed by Dr. John Starkweather of the University of California Medical Center, San Francisco. It is a computer language which is word-oriented rather than number-oriented. People without any prior knowledge of computer programming find it easy and understandable to use in a very short time. The knowledge developed while using PILOT is a good foundation for moving on to other computer languages.

Curriculum-based Programming

ATARI PILOT makes preparing current curriculum-specific programs fairly easy. It has three modes of operation; they are: immediate mode, auto-number input mode, and run mode. When using the immediate mode your commands are executed immediately upon typing them and pushing the RETURN key. The auto-number input mode accepts PILOT statements, checks them for syntax errors and, if correct, assigns a number in sequence to each line and stores the statement in the program storage area. The run mode executes any program in the computer's memory.

With this language the programmer has the ability to control the appearance of words on the screen. In BASIC any print statement may appear to be spaced accurately and not divide words in inappropriate ways until that print statement is run. At that time the computer automatically divides any word at the end of a 40 space line. This is especially difficult if you wish to have a string variable (such as the student's name) inserted within that line. However, in PILOT, the computer will not break any words in a T: (type) statement, but will simply move them ahead to the next line. This feature is probably my favorite point for

using PILOT when writing curriculum-based programs.

Another of the built-in features that is extremely helpful is the ability to renumber the program lines. The lines within the program may be renumbered by any increment starting at any number. This is especially helpful if you have created a particularly useful graphic design or musical piece and wish to use this module in some other program at another date. By renumbering the module to correspond to the new program, this module can become a part of the new program without the need of retyping it into the computer's memory.

The main text of your program is made with simple to use commands.

T: tells the computer to Type this on the screen.

A: the computer Accepts the user's input

M: matches the user's input with the programmer's expected answers.

C: Compute uses only integer arithmetic within the range of -32768 to 32767.

J:*LABEL allows the program to Jump to a module of the same name.

U:*LABEL allows Use of a module and then returns to the next statement following the U: statement.

***LABEL** a module is created between these two commands.

E:

GR: this command allows use of any of the various GGraphics capabilities.

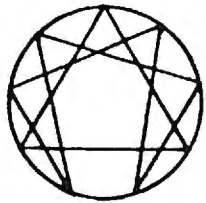
SO: allows use of SOUNd.

PA: PAuses for a specific length of time.

Atari PILOT has been extended beyond PILOT's usual text and computational abilities to include Atari's capability for high-resolution graphics and sound. This graphics ability is called "turtle graphics," which comes to PILOT from the LOGO programming language, developed by Dr. Seymour Papert at MIT.

The programmer is able to control an imaginary robot called a "turtle" on the video screen. This turtle may be commanded to turn any number of degrees and to move forward any appropriate number of spaces. In doing so, it leaves a trace on the screen.

The full range of Atari colors is available for the turtle to use. However, you may use only three colors and the erase (or background color) at a time. After a figure has been drawn with the turtle, you may paint it by giving it a FILL command, at which time your figure is filled with color. (See



ALTERNATE REALITY SOFTWARE

Presents for the Atari

THE I CHING

THE ANCIENT CHINESE BOOK OF DIVINATION

- The complete text of the world's oldest book on disk
- 40K program
- 73 disk files (155,000 bytes)
- Occupying 1211 disk sectors
- High Resolution Graphics
- Animation
- Music and Sound Effects
- Instructional text material
- Calculates and Displays Hexagrams
- Displays Judgement, Image, Moving Lines for primary & secondary Hexagrams
- \$44.95

order from:

Alternate Reality Software
2111 W. Arapahoe Drive
Littleton, Colorado 80120

Dealer inquiries invited
Atari is a T.M. of Atari, Inc.

ATARI[®] 400 AND 800[™] COMPUTER OWNERS

AN OFFER YOU CAN'T REFUSE!

PDI produces some of the most innovative software for the Atari computer now available. In order to convince you, we have developed a sample cassette to show off our programming skills. The sample cassette has an animation-based educational program on side A, and a mixed graphics and voice demonstration on side B. Cost? Just \$3.95. If you don't like the programs, simply erase and use the cassette as a blank! (The cassette is a superior quality, screw type C-20 with premium AGFA or BASF tape.)

If you accept our offer, we will credit \$3.95 against any future order with our company. Just return the cassette with your order.

For the sample cassette send \$3.95 to Program Design, Inc., 11 Idar Court, Greenwich, CT 06830. (Foreign orders include an extra \$2.00 for postage.)

ATARI[®] is the registered trademark of ATARI, Inc.



SYNCRO, INC.

SOFTWARE DIVISION
31332 VIA COLINAS SUITE 107
WESTLAKE VILLAGE, CALIF. 91361
213-889-9508
T.M.

SOFTWARE FOR

ATARI

400/800



© 1982
ALL GRAPHIC ADVENTURE. CAN YOU FREE YOURSELF FROM ALIEN HELL? IN THE SPIRIT OF THE "MAZE OF DEATH".

JOYSTICK REQUIRED

16K Tape \$14.95 24K Disk \$19.95



© 1981
A NEW GRAPHIC ADVENTURE, SIT BACK WITH YOUR JOYSTICK AND DIVE THE DEEP BLUE SEA. RENT RIG AND CREW-TO PLUNDER THE STRANGE TREASURES THAT AWAIT YOU.

JOYSTICK REQUIRED

24K Tape \$16.95 32K Disk \$21.95



© 1981
ARE YOU A SUPERAGENT? A FAST ACTION, ALL GRAPHIC GAME WITH PLENTY OF SPECIAL EFFECTS IN A MAZE LIKE UNDERGROUND COMPLEX. FIVE LEVELS OF PLAY IN REAL TIME.

JOYSTICK REQUIRED

16K Tape \$12.95 24K Disk \$17.95

VISA AND MASTERCARD ACCEPTED.
CALIF. RES. PLEASE ADD 6% SALES TAX
PLEASE INCLUDE \$1.50 SHIPPING
DEALER INQUIRIES WELCOME



BUDGETMASTER (\$34.95)

- is a professional budgeting tool geared to develop and maintain even the most complex budget. At the same time, the easy to read manual and the friendly prompts allow even the beginning budgeter without computer experience to develop a budget to meet their needs.
- includes the option for hardcopy printout of any of the 39 different displays as well as an option to save your data to cassette or diskette.
- requires 32K RAM

CHECKBALANCER (\$16.95)

- although the perfect companion program to the Budgetmaster, stands alone as a great tool to balance your checking account(s), with a monthly breakdown of your spending pattern.
- allows you to store your spending analysis to tape or diskette, or use **Checkbalancer** in conjunction with the **Budgetmaster**, and automatically rewrite the expense data of the latter program process.
- requires 16K RAM

BUY BOTH PROGRAMS TOGETHER FOR \$39.95 AND SAVE \$11.95!!!

Send check or money order plus \$1.50 for shipping and handling and save C.O.D. fee (Sorry, no credit cards)

Ohio Residents Add Sales Tax

(DEALER INQUIRIES WELCOME)

Sunrise Software[®] • P.O. Box 25621 • Garfield Hts., Ohio 44125
(216) 581-9359

*Atari is a Trademark of Atari, Inc.

Program 1.)

When writing SOUND components in your program you have the facility to command four voices (up to a four-note chord) between C below middle C to F# and C above middle C. This gives you a chromatic scale of 31 notes with C below middle C = 1 and F# above C above middle C = 31.

By including the PAUSE command, one may hold each note or chord for a given length of time. The length of the pause is determined by the number of 1/60th of a second *ticks* selected (e.g. one tick equals 1/60th of a second, and 60 ticks equal one second). (See program 2 and Figure 1.)

The Atari joysticks and paddles can also be used within your program. You may use up to four joysticks in as many as 11 positions, with the joystick


duck. To draw these pictures using the turtle, I utilized the instructions which I found in a crafts book for sewing them in cross-stitch embroidery. These instructions come printed on a grid which is similar to the imaginary grid on the computer's video monitor. By placing the turtle at the middle of the embroidery grid, you can have it move the appropriate number of squares, turn, and move again where needed.

With the PILOT cartridge, Atari has provided an exceptionally beautiful teaching guide for children. It is an easy to follow as well as aesthetically attractive manual which all children will enjoy using. Also included is a general manual, as well as a documented demonstration tape.

My fifth-grade students who field-tested Atari

Figure 1.

PILOT Sound



Scale #3

trigger having a two position value. Four pairs of paddle controllers with a range from 0 to 227 rotary positions may be used.

Another useful feature is the synchronization of an audio tape to the computer. One could use the audio portion of a tape to give instructions for a given program or perhaps give a spelling word orally. I see this as a particularly convenient aspect when writing programs for beginning readers or children with learning disabilities. While the audio portion is running, the computer can display information on the monitor simultaneously.

PILOT is an easy to use programming language, one I am sure that most educators will find very useful for curriculum development for their specific classroom needs.

Beatrix Potter On The Computer

Program 3 was written to use in the study of the literature written by Beatrix Potter. This program was used as a biographical introduction and follow-up lesson. With each question, several possible answers were displayed. If students typed in the incorrect answer, they were given some further information and returned to the original question. In this particular program, even wrong answers produced further learning experiences.

This shows a color picture on the TV monitor when a correct answer is typed: a bunny and a

PILOT had no difficulty learning quickly to draw pictures, manipulate text, and add sound effects to their programs. I see this language as the first language that beginning programmers should learn. It is motivating and a good basis for learning other computer programming languages.

Program 1.

```

200 *BLOCK
210 , R:THIS IS A SAMPLE PROGRAM OF
      BLOCKS STACKED ON ONE ANOTHER
220 , GR:GOTO-0,-30;CLEAR
300 , GR:PEN RED
310 , U:*SQUARE
350 , GR:GOTO -0,-14
360 , GR:PEN BLUE
370 , U:*SQUARE
380 , GR:GOTO-0,2
390 , GR:PEN YELLOW
400 , U:*SQUARE
405 , U:*SCALE
410 , E:
490 *SQUARE
500 , GR:4(DRAW16;TURN0)
550 , GR:FILL16
560 , E:

```

COMPUTE!'s Listing Conventions

Many programs which are listed in **COMPUTE!** use cursor control keys, color keys, and so forth. We have established a listing convention which we believe eases the task of typing programs in accurately.

Atari Conventions

For the Atari, all the editing and cursor-control characters are spelled out and surrounded by brackets: [CLEAR] for "clear screen." Other characters, such as CTRL-T (the "ball" character) will be listed as the "normal" character, but within brackets: [T]. A series of identical control characters will be indicated by a number within the brackets: [3 DOWN] means type the cursor-down key three times; [12 R] means type CTRL-R twelve times.

Two control characters, [=] and [-] should be shifted. Any reverse field text will be enclosed within vertical lines. (Press the Atari logo key [⌘]) for each vertical line you see.)



400 16K	- - - - -	\$319.00
400 YOURS TO 32K or 48K	- - - - -	C A L L
800 16K	- - - - -	729.00
410 RECORDER	- - - - -	65.00
810 DISK DRIVE	- - - - -	439.00
850 INTERFACE	- - - - -	165.00
830 MODEM	- - - - -	139.00
825 PRINTER	- - - - -	565.00
484 COMMUNICATOR	- - - - -	289.00
ITT Cordless phone	- - - - -	199.95
ZENITH GRN. PHOS. MONITOR	- - - - -	129.00
EPSON PRINTERS	- - - - -	C A L L
SOFTWARE	- - - - -	C A L L
SHARP CALCULATORS	- - - - -	C A L L
S P E C I A L S !	- - - - -	C A L L

Prices subject to change without notice.
Shipping extra. No tax out of state. Ca. residents add appropriate taxes.

WE ARE AN AUTHORIZED ATARI SALES AND SERVICE CENTER



COMPUTERTIME, INC.
309 Crown Rd.
KENTFIELD, CA. 94904

CALL TOLL-FREE 800-227-2520
In California 800-772-4064

Dealers —
Reserve your
copies of
COMPUTE!'s first
Atari and
PET/CBM books
today. Call
919-275-9809
for ordering
information.

**HAD IT WITH ERROR CODES
LIKE TO BURN YOUR REFERENCE MANUAL?
THE ANSWER IS HERE NOW!**

PRO CARD

WHEN YOU HAVE ONE OF THESE REFERENCE CARDS FOR YOUR ATARI™ YOU'LL WONDER HOW YOU EVER GOT ALONG WITHOUT ONE! LOOK AT THESE FEATURES . . .

- All keyboard characters — exactly as they appear on your monitor.
- Their ASCII values in decimal and hex with ASSEMBLER OF CODES.
- BASIC and ASSEMBLER error code descriptions.
- Player-missile and Operating System maps.
- The ATARI™ internal character set displacements.
- An up-to-date list of important OS locations.
- Much more!

This is a fan-fold card with 10 pages packed full of information, but when folded will fit into your pocket, ready for INSTANT access. Dimensions are 3½ × 9 × ¼.

PRO CARD

CALL OR SEND \$9.95 TO:

ON LINE COMPUTER CENTERS OKC

10944 A North May Ave.
Oklahoma City, Okla. 73120

COMPUTER CLUB AND DEALER INQUIRIES INVITED. CALL 405/751-2783.

ATARI is a registered trademark.

Program 2

990 R: THIS IS THE ATARI MUSICAL SCALE
WITH EACH NOTE HELD FOR 15/60TH
SECOND

1000 %SCALE
1010 , C: #S=#S+1
1020 , SO:#S
1030 , PA:15
1040 , JK#S<31>:%SCALE
1050 E:

Program 3.

10 T:

110 C:#H=1
120 %BORDER
130 C:#H=#H+1
140 T:

150 JK#H<09>:%BORDER
160 T: BEATRIX POTTER

170 T:

180 T: ONCE upon a time there were fo
ur little Rabbits, and their names
\
190 T: were -----
\
200 T: Flopsy,
Mopsy,
\
210 T: Cotton-tail,
and Peter.
\
220 T:

230 T:

240 T:

250 PA:100
260 U:%MUSIC
270 R: THIS PROGRAM WAS WRITTEN TO BE USE
D AS AN AUTOBIOGRAPHICAL INTRODUCTION TO
BEATRIX POTTER AND HER BOOKS.
290 R: PATRICIA TUBBS, SUNNYVALE, CALIFOR
NIA
300 R: LINE NUMBER 970 SHOULD BE CHANGED
YEARLY TO ALLOW FOR THE CORRECT ANSW
ER.

310 GR:QUIT
320 T:What is your name?
330 A:\$NAME
340 %FIRST
350 T:Who wrote THE TALE OF PETER RABBIT
?\
360 T: Beatrix Potter
Mark Twain E
zra Keats
370 A:
380 GR:QUIT
390 M:BEATRIX, MARK,EZRA
400 JM:%BEATRIX %MARK %EZRA
410 %MARK
420 T:
430 T:Mark Twain wrote HUCKLEBERRY FINN
and other stories. Please try again.\
440 J:%FIRST
450 %EZRA

460 T:
470 T:Ezra Keats wrote WHISTLE FOR WILLI
E and other stories Please try again \

480 J:%FIRST
490 %BEATRIX
500 T:
510 T:Yes, Beatrix Potter wrote THE TALE
OF PETER RABBIT and 22 more books for c
hildren like you and your friends.\
520 A:
530 U:%BUNNY
540 %SECOND
550 T:Why did Miss Potter write THE TALE
OF PETER RABBIT?\
560 T:
570 T: Just for the fun of it
for the money a
s a get well letter
580 A:
590 GR:QUIT
600 M:JUST,FOR,WELL
610 JM:%JUST %FOR %WELL
620 %JUST
630 T:Yes, Miss Potter did enjoy writine
stories, but that was not her only reas
on. Try again.\
640 T:
650 J:%SECOND
660 %FOR
670 T:Miss Potter did not need the money
because she was the daughter of a wealt
hy lawyer Please try again.\
680 T:
690 J:%SECOND
700 %WELL
710 T:Yes, she wrote this story as a get

well letter for a young friend, 5 year old Noel. \

720 T:

730 A:

740 U:%BUNNY

750 %THIRD

760 T:Miss Potter lived in what country?

\

770 T:

780 T: England
 Canada
 United States

790 A:

800 GR:QUIT

810 M:ENGLAND, CANADA, UNITED STATES

820 JM:%ENG %CAN %UNI

830 %CAN

840 T:

850 T: Canada is an English speaking country but not the home of Miss Potter.\

860 J:%THIRD

870 %UNI

880 T:

890 T: Both Ezra Jack Keats and Mark Twain are from the United States but Miss Potter was not.\

900 J:%THIRD

910 %ENG

920 T:

930 T: Yes, she lived in England and THE TALE OF PETER RABBIT first appeared in print in 1901. \

940 %NUMBER

950 T:Can you tell your teacher and me how long ago that was? \

960 A:

970 M:80

980 TN: Try subtracting that one more time. Remember you put this year's number on the top with 1901 underneath.\

990 TY: My, that was a long time ago, wasn't it, \$NAME? \

1000 JM:%NUMBER

1010 A:

1020 U:%DUCK

1030 %FOURTH

1040 T:Who were the books published in the small size? \

1050 T:

1060 T: To fit small hands (or)
 The paper would cost less

1070 A:

1080 GR:QUIT

1090 M:HANDS,PAPER

1100 JM:%HANDS %PAPER

1110 %PAPER

1120 T: You're right, the paper would cost less, but she had another reason for wanting the books nice and small.\

1130 J:%FOURTH

1140 %HANDS

1150 T:Miss Potter told her printer that the books were to be small enough for little hands to hold. \

1160 T:and printed on 'stout' paper. The size she suggested was 5 inches by 3 3/4 inches. \

1170 A:

1180 U:%DUCK

1190 %FIFTH

1200 T:Was Peter Rabbit translated into any other languages?

1210 A:

1220 GR:QUIT

1230 M:YES

1240 TY:Yes,Peter Rabbit has been printed in twelve languages including Afrikaans and Japanese as well as in\

1245 TY: Braille.

1260 TN:TRY AGAIN!

1270 JM:%FIFTH

1280 A:

1290 U:%BUNNY

1300 %SIXTH

1310 T:From where did the ideas for the characters in Beatrix Potter's books come? \

1320 T:

1330 T: other people
 pets and animals she watched
 children

1340 A:

1350 GR:QUIT

1360 M:OTHER,PETS,CHILD

1370 JM:%OTHER %PETS %CHILD

1380 %OTHER

1390 T:No not other people, try one more time, please, \$NAME

1400 J:%SIXTH

1402 %CHILD

1404 T: Other children did often give her ideas; however, her main ideas came of her own

1406 J:%SIXTH

1410 %PETS

1420 T:Yes, as a child Beatrix owned many pets. She took home wild, ill or hurt animals and nursed them back to\

1430 T: health. Beatrix was the only daughter of wealthy parents who did not want her to go to public or private\

1440 T: school. She had a tutor at home

```

, but no other children to play with, so
she made friends with animals \
1450 T: She spent much of her time sketching their pictures, which she used years later in her stories. \
1460 A:
1470 U:%DUCK
1480 U:%MUSIC
1490 U:%BUNNY
1495 T:Now it's time for you to read some of Beatrix Potter's books. I hope you enjoy them. $NAME \
1500 E:
1510 %CHILD
1520 T:Sometimes children did give her ideas. She wrote many story letters to our friends including new stories \
1530 T:especially written for them. But, this was not when most of her ideas came. Try again. \
1550 %BUNNY
1560 GR: DRAW13
1570 GR: TURN270; DRAW2
1580 GR: TURN90; DRAW3
1590 GR: TURN270; DRAW2
1600 GR: TURN90; DRAW2
1610 GR: TURN270; DRAW2
1620 GR: TURN90; DRAW3
1630 GR: TURN270; DRAW1
1640 GR: TURN90; DRAW3
1650 GR: TURN90; DRAW2
1660 GR: TURN270; DRAW3
1670 GR: TURN90; DRAW2
1680 GR: TURN 270; DRAW5
1690 GR: TURN270; DRAW2
1700 GR: TURN270; DRAW3
1710 GR: TURN90; DRAW2
1720 GR: TURN270; DRAW3
1730 GR: TURN90; DRAW2
1740 GR: TURN90; DRAW3
1750 GR: TURN270; DRAW2
1760 GR: TURN90; DRAW3
1770 GR: TURN270; DRAW2
1780 GR: TURN270; DRAW6
1790 GR: TURN90; DRAW2
1800 GR: TURN270; DRAW2
1810 GR: TURN45; DRAW3
1820 GR: TURN315; DRAW3
1830 GR: TURN270; DRAW3
1840 GR: TURN90; DRAW2
1850 GR: TURN270; DRAW2
1860 GR: TURN90; DRAW2
1870 GR: TURN90; DRAW2
1880 GR: TURN270; DRAW1
1890 GR: TURN90; DRAW2
1900 GR: TURN270; DRAW1
1910 GR: TURN270; DRAW2
1920 GR: G02; DRAW2
1930 GR: TURN90; DRAW2
1940 GR: TURN90; DRAW3
1950 GR: TURN270; DRAW1
1960 GR: TURN90; DRAW1
1970 GR: TURN270; DRAW2
1980 GR: TURN270; DRAW1
1990 GR: TURN90; DRAW2
2000 GR: TURN270; DRAW1
2010 GR: TURN90; DRAW1
2020 GR: TURN270; DRAW3
2030 GR: TURN90; DRAW1
2040 GR: TURN270; DRAW9
2050 GR: TURN335; DRAW4
2060 GR: TURN270; DRAW7
2070 GR: PEN UP; DRAW-4
2080 GR: TURN135
2090 C:@710=12*16+3
2100 GR: PEN BLUE; FILL 50
2120 GR: PEN RED ; DRAW2
2130 T:Peter Rabbit really likes you.$NAME \
ME. \
2140 PA: 400
2150 GR: QUIT
2160 E:
2170 %DUCK
2180 GR: PEN ERASE
2190 C:@710=15*16+4
2200 GR: PEN BLUE; TURN 55; DRAW8
2210 GR: TURN-55; DRAW6
2220 GR: TURN45; DRAW8
2230 GR: TURN45; DRAW2
2240 GR: TURN-90; DRAW2
2250 GR: TURN-90; DRAW4
2260 GR: TURN-45; DRAW10
2270 GR: TURN45; DRAW6
2280 GR: TURN-90; DRAW2
2290 GR: TURN90; DRAW5
2300 GR: TURN-90; DRAW2
2310 GR: TURN90; DRAW4
2320 GR: TURN90; DRAW2
2330 GR: TURN-90; DRAW2
2340 GR: TURN-90; DRAW2
2350 GR: TURN-90; DRAW2
2360 GR: TURN90; DRAW4
2370 GR: TURN-45; DRAW6
2380 GR: TURN-45; DRAW4
2390 GR: TURN-90; DRAW2
2400 GR: TURN90; DRAW6
2410 GR: GOTO15.16; PEN RED; DRAW4
2420 GR: TURN90; DRAW2
2430 GR: TURN90; DRAW4
2440 GR: TURN90; DRAW2; TURN100; FILL2
2450 GR: PEN BLUE
2460 GR: GOTO-10.1; TURN90; FILL5

```



```

2470 GR:GOTO-13,2;FILL 5
2480 GR:GOTO-10,-1;FILL5
2490 GR:GOTO-9,6;FILL 4
2500 GR:GOTO-3,8;FILL2
2510 GR:GOTO4,6;FILL2;GOTO6,8;FILL2
2520 GR:GOTO4,10;FILL2
2530 GR:GOTO6,12;FILL3
2540 GR:GOTO8,14;FILL2
2550 GR:GOTO10,16;FILL2
2560 GR:GOTO-15,7;FILL2
2570 GR:PEN RED;GOTO-17,-2;4(TURN90;DRAW
2);TURN180;FILL 2
2580 GR:GOTO-10,-4;4(TURN90;DRAW2);TURN9
0;FILL2
2590 GR:GOTO-15,-6;4(TURN90;DRAW2);TURN9
0;FILL2
2600 GR:GOTO-4,-2;4(TURN90;DRAW2);TURN18
0;FILL2
2610 GR:GOTO1,-6;4(TURN90;DRAW2);TURN90;
FILL2
2620 GR:GOTO2,-4;4(TURN90;DRAW2);TURN90;
FILL2
2630 GR:GOTO12,12;PEN YELLOW;DRAW6
2640 GR:TURN-90;DRAW4;TURN-45;DRAW4
2650 GR:TURN-115;DRAW6
2660 GR:GOTO0,-8;FILL4
2670 T:   Jamima Puddie-Duck knows you h
ave been working hard, $NAME
2680 PA:400
2690 GR:QUIT
2700 E:
2710 *MUSIC
2730 C: #M=#M+1
2740 SO:20
2760 PA:60
2770 PA:60
2780 SO:13
2790 PA:60
2800 SO:17
2810 PA:60
2820 SO:6
2830 PA:60
2840 SO:15 5
2850 PA:60
2860 SO:13 3
2870 PA:60
2880 SO:17 1
2890 PA:120
2900 J(#M(2)):*MUSIC
2910 SO:
2920 E:

```

©

COMPUTE! The Resource.

World Class

Your **ATARI** is a world class personal computer. But you need great software in order to exploit its capabilities. And you need information about how it all works.

IRIDIS is a series of software packages that will help you enjoy and understand your **ATARI** more fully. The programs are outstanding, just as you would expect from the people who have published 23 issues of the widely acclaimed *CURSOR Magazine* for the Pet since 1978. But **IRIDIS** is more than just a collection of excellent programs. **IRIDIS #2** comes with a 56-page manual that has clear, detailed explanations of how each program works. The explanations tell you line-by-line what each program does, and how it does it.

IRIDIS and your **ATARI**: A winning team. World Class!

IRIDIS #2-Fondedit and Knotwork programs.

Includes 56 page User Manual.

\$15.95 Cassette, \$18.95 disk.

Mastercharge and Visa welcome.

Published By:

**THE
CODE
WORKS**

Box 550
Goleta, CA 93116
805-683-1585



Software for Personal Computers

A collection of 10 challenging programs created to provide a unique entertainment value — and 2 personal/business programs with broad functional value. In disk and/or cassette as indicated.

GAMES	• HELICOPTER BATTLE	Req. — 16K RAM/Cassette	\$ 9.95
		— 16K RAM/Disk	14.95
	• HORSE RACING	Req. — 16K RAM/Cassette	9.95
		— 16K RAM/Disk	14.95
	• KENO	Req. — 8K RAM/Cassette	9.95
		— 16K RAM/Disk	14.95
	• LIGHTNING BOLTS and REACTION	Req. — 16K RAM/Cassette	9.95
		— 24K RAM/Disk	14.95
	• THE MAD MARBLE	Req. — 8K RAM/Cassette	9.95
		— 16K RAM/Disk	14.95
BUSINESS	• MUSIGAME (2 Games)	Req. — 16K RAM/Cassette	9.95
		— 24K RAM/Disk	14.95
	• SUPERMASTER	Req. — 8K RAM/Cassette	9.95
		— 16K RAM/Disk	14.95
	• TAG	Req. — 16K RAM/Cassette	9.95
		— 16K RAM/Disk	14.95
	• TRACTOR BEAM	Req. — 8K RAM/Cassette	9.95
		— 16K RAM/Disk	14.95
	• WAR AT SEA	Req. — 16K RAM/Cassette	14.95
		— 24K RAM/Disk	19.95
	• CCA Data Management System	Req. — 48K RAM/Disk	99.95
	• LETTER WRITER	Req. — 24K RAM/Disk	19.95

© Trademark of ATARI, Inc.



DIVISION OF CUSTOM ELECTRONICS, INC.
SOFTWARE

238 Exchange St., Chicopee, Massachusetts 01013
(413) 392-4761

Mastercard & VISA Accepted

• Dealer And Distributor Inquiries Invited

• Closed Mondays — Open Daily 'Til 5:30 — Fridays 'Til 8

Moire Magic

Leo Cerruti
Syosset, NY

This program produces such beautiful three-dimensional effects in any of four graphics modes that you will, in all likelihood, find yourself staring at the screen and shouting "Hey look at that one..." for hours on end.

This program is user controlled – you can request the density and type of patterns you like. Making use of the "attract mode" produces constant variations in color and intensity and you will never see the same pattern twice. There are two pattern options to choose from: center oriented and corner oriented. That is, lines will emit from the center of the screen or from the corners, as you wish.

By the way, if you select attract mode do not touch any keys because this will set the "attract mode" counter back to default colors. After each complete cycle in both the center and corner patterns the drawing will pause, select a new line spacing, and then continue. The longer you let the drawing continue, the more complex it will become. You can press CTRL 1 to pause the drawing at anytime, and to continue, press CTRL 1 again. Pressing the BREAK key will end the drawing.

Useful Subroutines

This program makes use of several subroutines which should prove useful in many other types of programs, both graphic and nongraphic. For instance; the subroutine from lines 1060 to 1075 causes the word START to flash within the sentence. Line 1070 demonstrates use of the START switch, line 1080 sets attract mode.

When the program is run, it will prompt you to press START to begin. After this it will ask you which graphics mode you wish, modes 3,5,7 or 8. Remember that you need at least 16K to operate in GR.8. The next prompt asks how much maximum spacing you want between the lines drawn on the screen. I suggest numbers between 25 and 40 for GR.8 and 15 to 25 for GR.7. The computer will randomly space the lines up to your maximum. It will never give a spacing of two or less, to prevent filling up the screen with lines or blanks.

You are then asked which pattern you want. Center patterns give a cartwheel moire effect while corner patterns give more of a three-dimensional effect similar to depth lines drawn on a flat plane to give the illusion of distance. Either choice has its own special effects which demonstrate the Atari's superior graphics and color capabilities. You are then asked if you want changing colors. If you type "Y," the "attract mode" is set. Then, happy viewing.

Program Modules

LINE #	DESCRIPTION
0-4	Displays title and jumps to line 1060 which instructs user to push START to begin.
6-9	Requests which graphics mode to use and jumps to lines 1000 to 1030 to set screen margins for the appropriate mode.
10	Requests maximum number of spaces to use between each line.
12-14	Requests corner or center effect moire patterns. Program jumps to line 16 for center pattern or line 600 for corner patterns.
1050	Will set attract mode if you wish.
1060-1090	Will display instruction to push START button and wait for you to do so. Type the word START and a space before and after an inverse video in line 1065. Use normal video for the word START and the spaces before and after in line 1075. This will flash the word START within the sentence.

```
0 ? "):POSITION 9,8:? "### MOIRE PATTE
RNS ###"
1 POSITION 9,10:? "### BY LEO CERRUTI
###"
2 ? :?
3 DIM C$(1)
4 GOSUB 1060
5 POKE 752,0:? "):"? "WHICH GRAPHICS MOD
```

```

E DO YOU WISH:"
7 ? ,"(1) MODE 3":? ,"(2) MODE 5":? ,"(3
) MODE 7":? ,"(4) MODE 8"
8 TRAP 8:INPUT GM:IF GK1 OR GM>4 THEN 6
9 ON GM GOSUB 1000,1010,1020,1030
10 ? :? "HOW MUCH SPACING MAXIMUM ":INPU
T SPACE
12 ? :? "WHICH MOIRE PATTERN":? ,"(1) F
ROM CENTER":? ,"(2) FROM CORNERS":INPUT
P
14 ON P GOTO 16,600
15 REM *** CENTER PATTERN ***
16 GOSUB 1050
20 GRAPHICS GR+16:COLOR 1
25 GOSUB 500
30 FOR A=0 TO Y STEP S
40 GOSUB 900:DRAWTO X,A
50 NEXT A
60 FOR B=X TO 0 STEP -S
70 GOSUB 900:DRAWTO B,Y
80 NEXT B
90 FOR C=Y TO 0 STEP -S
100 GOSUB 900:DRAWTO 0,C
110 NEXT C
120 FOR D=0 TO X STEP S
130 GOSUB 900:DRAWTO D,0
140 NEXT D
145 GOSUB 500
147 GOSUB 910
150 FOR E=0 TO Y STEP S
160 GOSUB 900:DRAWTO X,E:COLOR 0
170 NEXT E
180 FOR F=X TO 0 STEP -S
190 GOSUB 900:DRAWTO F,Y
200 NEXT F
210 FOR G=Y TO 0 STEP -S
220 GOSUB 900:DRAWTO 0,G
230 NEXT G
240 FOR H=0 TO X STEP S
250 GOSUB 900:DRAWTO H,0
260 NEXT H
265 GOSUB 910
270 COLOR 1:GOTO 25
299 REM
300 REM *** RANDOM SPACING ***
310 REM *** MAXIMUM DETERMINED ***
320 REM *** BY USER ***
321 REM
500 S=INT(RND(1)*SPACE)+2:RETURN
549 REM
550 REM *** CORNER PATTERNS ***
551 REM
600 GOSUB 1050
620 GRAPHICS GR+16:COLOR 1
625 GOSUB 500
630 FOR A=0 TO Y STEP S
640 PLOT 0,0:DRAWTO X,A
650 NEXT A
660 FOR B=X TO 0 STEP -S
670 PLOT 0,0:DRAWTO B,Y
680 NEXT B
685 GOSUB 500
690 FOR C=0 TO X STEP S
700 PLOT 0,Y:DRAWTO C,0:COLOR 0
710 NEXT C
720 FOR D=0 TO Y STEP S
730 PLOT 0,Y:DRAWTO X,D
740 NEXT D
745 GOSUB 500
750 FOR E=Y TO 0 STEP -S
760 PLOT X,Y:DRAWTO 0,E:COLOR 1
770 NEXT E
780 FOR F=0 TO X STEP S
790 PLOT X,Y:DRAWTO F,0
800 NEXT F
805 GOSUB 500
810 FOR G=X TO 0 STEP -S
820 PLOT X,0:DRAWTO G,Y:COLOR 0
830 NEXT G
840 FOR H=Y TO 0 STEP -S
850 PLOT X,0:DRAWTO 0,H
860 NEXT H
870 COLOR 1:GOSUB 910:GOTO 625
900 PLOT C1,C2:RETURN
904 REM
905 REM *** PAUSE BETWEEN CYCLES ***
906 REM
910 FOR TIME=1 TO 400:NEXT TIME:RETURN
949 REM
950 REM *** GRAPHICS LIMITS ***
951 REM
1000 GR=3:X=39:Y=23:C1=19:C2=11:RETURN
1010 GR=5:X=79:Y=47:C1=39:C2=23:RETURN
1020 GR=7:X=159:Y=95:C1=79:C2=47:RETURN
1030 GR=8:X=319:Y=191:C1=159:C2=95:RETUR
N
1040 REM *** SET ATTRACT MODE ***
1041 REM *** AND START ***
1042 REM
1050 ? :? "DO YOU WANT CHANGING COLORS (
Y OR N)":INPUT C$
1055 ? :? "HIT  TO FREEZE OR R
ELEASE PATTERN AT ANY TIME"
1060 C=PEEK(84)
1063 POKE 752,1
1065 FOR P=1 TO 50:NEXT P:POKE 84,C:? "
HIT  TO BEGIN"
1070 IF PEEK(53279)=6 THEN 1080
1075 FOR P=1 TO 50:NEXT P:POKE 84,C:? "
HIT START TO BEGIN":GOTO 1065
1080 IF C$="Y" THEN POKE 77,128
1090 RETURN

```

Put A Rainbow In Your Atari

Fred and Doug Tedsen
Sonoma, CA

You've probably seen programs that display 128 colors on the Atari. They are usually interesting to look at, but what do you do with them after you have run them two or three times? Well here is a program that displays a moving rainbow of all 128 colors, and the techniques could easily be used for dramatic title screens in your own programs.

The program begins by drawing the word **COLOR** in large block letters on the GRAPHICS 7 screen. This is performed by the subroutine at lines 1000 to 1200. While the letters are being drawn, the program is doing a graphics fill. The letter outline is drawn with color register 1 (controlled by SETCOLOR 1) and the inside area of the letters is filled with color register 0 (COLOR 1, SETCOLOR 0). Lines 2000 through 2500 contain the data points for drawing the letters.

The program now goes through a color changing sequence (lines 110-190). This section was included to demonstrate how colors can be controlled inside and outside of the fill areas and also to heighten anticipation for the part that follows. First we randomly change the colors inside the letters, leaving the background black. Next the background colors is changed while the letters remain black. And, finally, we change both the letter and background colors independently. Notice that the letter outlines remain white throughout.

Now The Fun Part

Now we come to the fun part. At the beginning of the program, the subroutine at lines 3000 to 3040 was run to load the machine language color rainbow generator into the strings CUP\$ and CDOWN\$. These are now used to produce the rainbow pattern. The pattern is first set moving up the screen within the letters, with a black background. The pattern is then put on the background with solid color letters. These steps are then repeated with movement down the screen, just to show that we can go both ways.

So how does it work? Briefly, the POTO register is read and the value obtained placed in one of the playfield color registers. Since the pots are continually counting down to zero, this value changes every scan line. A write to WSYNC makes the change occur at the end of a scan line, resulting in solid lines across the screen. Movement is accomplished by adding or subtracting the value of

the 1/60th of a second frame counter to the POTO value before writing it to the color register. The write is directly to the registers in CTIA because the OS shadow registers are not copied until vertical blank and therefore would do nothing. The assembler source listing is included for reference. Notice that there is a direct correspondence between the source listing and the BASIC data statements at lines 3100 to 3280.

Modifications

There are several things which you can do with this routine to change the display:

1. Parameter two in the USR statement is the time in seconds that the routine is to be run. Thus `X = USR(ADR(CUP$),4)` will display the pattern moving up the screen for about four seconds.
2. You can affect any of the five playfield color registers. To do this you can change either the DATA statement at line 3180 or the machine language string. The values to use are 22, 23, 24, 25, and 26 for color registers 0, 1, 2, 3, and the background, respectively. For example, changing line 3180 to `DATA 141,26,208` will affect the background. Line 240 demonstrates how the string may be changed to give the same result.
3. You can obtain a stationary rainbow pattern by changing line 3170 to `DATA 234,234` (NOP's). Don't try to use `CDOWN$` if you do this, however. A better way would be to change elements 12 and 13 of the string.
4. For those of you with Assembler, there is a myriad of patterns which can be generated by using AND and ORA before writing to the color register. You can create patterns with large bars of color, with small bars of different shades of the same color, or with some combinations — a rainbow of pastels.
5. While the machine language routine is running, your program can't do anything else. Though we haven't tried it yet, it should be possible to incorporate the logic in a display list interrupt routine. This would allow you to do things such as having the pattern roll down the screen with a curtain effect.

There are a couple of things to watch out for when running the program. A time value of zero will run the rainbow routine for about four minutes. If you accidentally do this, you will have to press **SYSTEM RESET** to get out. Also, unplug your paddles from game port 1 to get the proper rainbow effect. You might want to plug a paddle in later to see the effect. It's kind of interesting.

ATARI


from

SOFTWARE STREET




\$729.00

We carry a wide variety of hardware and software to accommodate all ATARI needs.



\$429.00



\$65.00

Call or write for FREE catalog
SOFTWARE STREET

3392 Clipper Dr.

Chino, CA 91710

(714) 591-3091

call for shipping charges



```
1 REM COLOR RAINBOW
2 REM FRED AND DOUG TEJSEN, OCT 1981
10 DIM D$(3),CUP$(32),CDOWN$(32)
20 NS=4:NT=15
30 GOSUB 3000
40 GOSUB 1000
50 FOR I=1 TO 1000:NEXT I
100 N=0
110 SETCOLOR 0,INT(RND(0)*16),2*INT(RND(0)*8)
120 FOR I=1 TO 150:NEXT I:N=N+1:IF N<NT THEN GOTO 110
130 SETCOLOR 0,0,0:N=0
140 C=INT(RND(0)*16):I=INT(RND(0)*8)*2:SETCOLOR 2,C,I:SETCOLOR 4-C,I
150 FOR I=1 TO 150:NEXT I:N=N+1:IF N<NT THEN GOTO 140
160 N=0
170 C=INT(RND(0)*16):I=INT(RND(0)*8)*2:SETCOLOR 2,C,I:SETCOLOR 4,C,I:SETCOLOR 0,INT(RND(0)*16),2*INT(RND(0)*8)
180 FOR I=1 TO 120:NEXT I:N=N+1:IF N<NT THEN GOTO 170
190 SETCOLOR 2,0,0:SETCOLOR 4,0,0
210 SETCOLOR 0,12,6
220 CUP$(15,15)=CHR$(22)
230 X=USR(ADR(CUP$),NS)
240 CUP$(15,15)=CHR$(26)
```

```
250 X=USR(ADR(CUP$),NS)
260 SETCOLOR 0,3,4
270 CDOWN$(15,15)=CHR$(22)
280 X=USR(ADR(CDOWN$),NS)
290 CDOWN$(15,15)=CHR$(26)
300 X=USR(ADR(CDOWN$),NS)
310 SETCOLOR 0,7,2
400 FOR I=1 TO 1000:NEXT I:GOTO 40
1000 GRAPHICS 7+16
1010 SETCOLOR 0,0,0:SETCOLOR 1,0,14:SETCOLOR 2,0,0:SETCOLOR 4,0,0
1020 COLOR 2:FCOLOR=1
1030 RESTORE 2010
1100 READ D$:IF ASC(D$)<64 THEN GOTO 1180
1110 IF D$="P" THEN READ ROW,COLUMN:GOSUB 1200:PLOT COLUMN,ROW:GOTO 1100
1120 IF D$="O" THEN READ RORIGIN,CORIGIN:GOTO 1100
1130 IF D$="END" THEN RETURN
1140 IF D$(">")="F" THEN GOTO 1100
1150 READ ROW,COLUMN:GOSUB 1200:POSITION COLUMN,ROW:POKE 765,FCOLOR
1160 XIO 18,#6,0,0,"S":PLOT COLUMN,ROW:GOTO 1100
1180 ROW=VAL(D$):READ COLUMN:GOSUB 1200:DRAWTO COLUMN,ROW:GOTO 1100
1200 ROW=ROW+RORIGIN:COLUMN=COLUMN+CORIGIN
```

IN: RETURN

```

2000 REM "C"
2010 DATA 0,10,2
2020 DATA P,1,9,1,19,3,23,5,25,9,27,15,2
7,15,18,F,12,18,F,10,16,10,12,12,10,29,1
0,31,12
2030 DATA P,26,18,26,27,32,27,36,25,38,2
3,40,19,40,9,F,38,5,F,36,3,F,32,1,F,9,1
2040 DATA F,5,3,F,3,5,F,1,9,P,31,12,F,31
,16,F,29,18,F,26,18
2100 REM "O"
2110 DATA 0,18,32
2120 DATA P,1,9,1,19,3,23,5,25,9,27,32,2
7,36,25,38,23,40,19,40,9
2130 DATA P,10,12,F,10,16,F,12,18,F,29,1
8,F,31,16,31,12,29,10,12,10,10,12
2140 DATA P,40,9,F,38,5,F,36,3,F,32,1,F,
9,1,F,5,3,F,3,5,F,1,9
2200 REM "L"
2210 DATA 0,26,62
2220 DATA P,1,1,1,10,32,10,32,27,40,27,4
0,1,F,1,1
2300 REM "O"
2310 DATA 0,34,92
2320 DATA P,1,9,1,19,3,23,5,25,9,27,32,2
7,36,25,38,23,40,19,40,9

```

```

2330 DATA P,10,12,F,10,16,F,12,18,F,29,1
8,F,31,16,31,12,29,10,12,10,10,12
2340 DATA P,40,9,F,38,5,F,36,3,F,32,1,F,
9,1,F,5,3,F,3,5,F,1,9
2400 REM "R"
2410 DATA 0,42,122
2420 DATA P,1,1,1,19,3,23,5,25,9,27,15,2
7,19,25,21,23,22,20,49,27
2430 DATA 40,18,F,21,10,40,10,40,1,P,9,1
0,F,9,16,F,11,18,F,13,18,F,15,16,15,10,9
,10,P,40,1,F,1,1
2500 DATA END
3000 RESTORE 3100
3005 FOR I=1 TO 32
3010 READ C: CUP$(I)=CHR$(C)
3020 NEXT I
3030 CDOWN$=CUP$: CDOWN$(12,12)=CHR$(229)
3040 RETURN
3100 DATA 194
3110 DATA 194
3120 DATA 194
3130 DATA 72
3140 DATA 162,57
3150 DATA 160,0
3160 DATA 173,0,210
3170 DATA 101,20

```

1 STOP SOFTWARE for your ATARI 400/800

***** PRESENTS *****

YOUR COMPUTERSCOPE GUIDE FOR 1982

EARTHSHAKERS! You're being reawakened to old aims and ambitions this year. This might be the ideal time to dust off that old program recorder and insert the newly released.

PERSONAL FINANCE SYSTEM ON CASSETTE

This cassette base PFS has everything and more, than the BIG BOYS get on their disk drives!

16Ktape! \$14.95

FINESIONS! You will take advantage of money making opportunities this year. The gains will be of the easy-come-easy-go kind, unless you make it your business to stop the outgo. Your planning is sound, but possibly could use a dependable, useful tool such as a stand-alone.

CASH REGISTER PROGRAM

that maintains an inventory control, keeps YTD totals by the month, will print invoices or receipts and can use 40 col. or 80 col. printer, plus much more, all in one powerful package!

Requires at least 32K and a disk! SPECIAL INTRO OFFER \$169.95

WINDSIGNS! You are in the middle of some personal discoveries that will change the course of your life. New interests develop. One of them might be the New SHOOT-EM-UP SPACE GAME by Spectrum Computer

GALACTIC CHASE!

A very rapid arcade space battle, done totally in mech. lang. This game is available on tape or disk, and requires at least 128K memory.

Tape: \$21.95 Disk: \$24.95

HATERSIGNS! You have support now for improving your powers of persuasion and long-range planning. You're prepared to meet challenges head-on, so why not try our Special Of The Month, a superb 3D, nerves, color graphics and sound, 3 axis rotation, space game. This game not only challenges your reaction time, but your strategic planning abilities too. You Must NOT Miss Out on this new release from Horizon Simulations!

SHADOWHANK I

This game regularly lists for \$49.95, but for this month ONLY, \$38.95!

High Country Microsystems
Home of the software HOTLINE
P.O. Box 21147 / Denver, Co 80221
24 HR. Orderline (903) 427-9036

2-00 shipping and handling
Add 1.50 for COD
VISA and MC accepted
*ATARI is registered trademark of Atari, Inc.

Free catalog available

SOFTWARE FOR YOUR 16K TRS-80 COLOR MODEL I, III, ATARI 400/800, APPLE II



Do you know all the innovative ways of using BASIC commands? The staff at the Programmer's Institute have spent 8 months designing a set of programs explaining everything the manual omit. And much more.

The Programmer's Program leads you step by step through the fundamentals of programming your computer. Then you explore the finer points... multiple loops, queues, stacks, game programming, sorters, bootleg logic, and memory savers. All these methods make your programming tasks easier and more efficient.

Difficult programs are built before your very eyes, and designed so you learn at your own speed! A must for every owner of a microcomputer (\$40).

appletree™

MAGATARI™

TRC™

On cassette or diskette*, our magazines are designed explicitly for your computer. Included every month are 6-10 ready-to-load programs ranging from games, home entertainment, and personal finance, to more of our unique "teaching" programs. We will also keep you informed on all the latest products.

Our February issue will include:

1. GOLF!
2. Sea War with graphics.
3. Schedule 1040 Long-Form
4. Math Test with graphics.
5. Decision Maker - helps make decisions
6. Self-Programming Programs.
7. Converting Programs.

and as always you get our 100% commitment to excellence and service.

(Back issues are available!)

Later issues will include backgammon, forecasting, stock market, and many more. The price per subscription to TRC, APPLETREE, or MAGATARI is \$50 per year, \$30 per 1/2 year, and \$10 for a trial issue.

Don't miss out on our February issue.

Our complete home financial package with check maintenance, income/net worth statements, graphing, budgeting, mailing list, and appointment/bill calendars is available for only \$50 or **ABSOLUTELY FREE** with any \$50 order. Purchase both above packages and your net cost is only \$75. **ORDER TODAY!**

THE PROGRAMMER'S INSTITUTE

A Futurehouse Company
P.O. Box 3191 Dept. C
Chapel Hill, N.C. 27514
(919) 489-2198
MC & Visa Welcome

name: _____
address: _____
CITY ST _____

Programmer's Program Year Subscription 1/2 Year Both Trial Issue
 Computer Model Cassette Diskette

TRC and the programmer's program are trademarks of Futurehouse.
*All software available on cassette for the TRS-80 Model I, III, Color Ext. Basic, Atari 400/800. On diskette for the Model III, Apple II. (For diskette add \$1 per month).

3180 DATA 141, 22, 208
 3190 DATA 141, 10, 212
 3200 DATA 136
 3210 DATA 208, 242
 3220 DATA 202
 3230 DATA 208, 237
 3240 DATA 104
 3250 DATA 56
 3260 DATA 233, 1
 3270 DATA 208, 228
 3280 DATA 96

0100 ; RAINBOW COLOR GENERATOR
 0110 ; Fred and Doug Tedsen
 0120 ;
 0130 RTCLOK3 = \$14
 0140 COLPF0 # \$D016
 0150 POT0 = \$D200
 0160 WSYNC = \$D40A
 0170 ;
 0180 PLA Throw out no. arguments
 0190 PLA Throw out high order byte
 0200 PLA Get no. seconds to run
 0210 LOOPA PHA Push on stack
 0220 LDX #57 57x256 is about 1 second
 0230 LOOPB LDY #0
 0240 LOOPC LDA POT0 Read Pot 0,
 0250 ADC RTCLOK3 add value od 1/60 timer,
 0260 STA COLPF0 and put result in color register 0.
 0270 STA WSYNC Wait for end of scan line.
 0280 DEY
 0290 BNE LOOPC
 0300 DEX
 0310 BNE LOOPB
 0320 PLA Get second counter from stack.
 0330 SEC Subtract 1 from counter
 0340 SBC #1 and branch until zero.
 0350 BNE LOOPA
 0360 RTS



ATARI* SOFTWARE

COMPUTER HOUSE

at
DISCOUNT
PRICES
from

ADVENTURE INTERNATIONAL	reg. retail	OUR PRICE
Adventures 1 thru 12 each (T).....	19.95	15.95
Star Trek 3.5 (T).....	19.95	15.95
Lunar Lander (T).....	19.95	15.95
Galactic Empire (T).....	19.95	15.95

ATARI		
Assembler Editor (C).....	59.95	47.95
Asteroids (C).....	39.95	31.95
Atari Word Processor (D).....	150.00	115.00
Conversational Spanish (T).....	59.95	47.95
Missile Command (C).....	39.95	31.95
Scram (T).....	19.95	15.95
Star Raiders (C).....	49.95	39.95

AUTOMATED SIMULATIONS		
Invasion Orion (T or D).....	24.95	19.95
Rescue at Riget (T or D).....	29.95	23.95
Star Warrior (T or D).....	39.95	31.95

AVALON HILL		
Conflict 2500 (T).....	15.00	12.00
Empire of the Overmind (T).....	30.00	24.00
Tanktics (T).....	24.00	19.20
Midway Campaign (T).....	15.00	12.00

C E SOFTWARE		
CCA Data Management (D).....	99.95	79.95

CODE WORKS		
Iridis #1 (T).....	9.95	7.95
Iridis #1 (D).....	12.95	10.35
Iridis #2 (T).....	15.95	12.75
Iridis #2 (D).....	18.95	15.15

CRYSTAL COMPUTER		
Crystaloids (D).....	29.95	23.95
Glamis Castle (D).....	49.95	39.95
Fantasyland 2040 A.D. (D).....	59.95	47.95
Protector (D).....	39.95	31.95
Sands of Mars (D).....	39.95	31.95

DATASOFT		
Le Stick.....	39.95	31.95
Lisp Interpreter (D).....	149.95	119.95
Text Wizard (D).....	99.95	79.95

DYNACOMP		
Flight Simulator (T).....	17.95	14.35
Rings of the Empire (T).....	16.95	13.55

ON-LINE SYSTEMS		
Jawbreaker (D).....	29.95	23.95
Softporn Adventure (D).....	29.95	23.95
Wiz and Princess (D).....	32.95	26.35

OPTIMIZED SYSTEMS SOFTWARE		
Basic A+ (D).....	80.00	70.00
OS/A+ (D).....	80.00	70.00

PERSONAL SOFTWARE		
Viscalc (D).....	199.95	149.00

QUALITY SOFTWARE		
Assembler (T).....	24.95	19.95
OS Forth (D).....	79.95	63.95
Starbase Hyperion (T).....	19.95	15.95

UNITED SOFTWARE OF AMERICA		
Atari World (D).....	59.95	47.95
Survival Adventure (D).....	24.95	19.95

(C) ROM CARTRIDGE (D) DISKETTE (T) CASSETTE TAPE

REPRESENTING OVER 30 COMPANIES WITH 400+ PROGRAMS AND HARDWARE.

Write for a FREE catalog to:

COMPUTER HOUSE

P.O. Box 369, Dept. 10, Mammoth Lakes, CA 93546

(714) 934-6538

Terms: FOR FAST DELIVERY, send certified checks, money orders or Visa or MasterCard number and expiration date. Personal checks require 3 weeks to clear. ADD \$1.50 per postage. Orders over \$100.00 we pay shipping. All foreign orders add \$10.00. CALIFORNIA residents add 6% tax. Prices subject to change.

* ATARI is the trademark of Atari, Inc.

ALL ATARI® HARDWARE 15%-25% OFF LIST PRICE



	OUR PRICE	SAVE
Atari 400 w/16K.....	\$320	20%
Atari 800 w/16K.....	\$810	25%
Atari 410 cassette.....	\$ 67	25%
Atari 810 disk drive.....	\$480	20%

ATARI® ACCESSORIES 10%-20% OFF LIST PRICE

8K Memory Board.....	\$45	10%
16K Memory Board.....	\$80	20%
Joysticks (pair).....	\$17	15%
Paddles (pair).....	\$17	15%


To order Call 617-964-3080
 Ask for mail order, or write

The Bit Bucket

1355 Washington Street (Rt. 16)
 West Newton, MA 02165
 617-964-3080

PLUS 10%-20% OFF ALL ATARI® SOFTWARE ALSO 3RD PARTY HARDWARE AND SOFTWARE AT COMPARABLE SAVINGS

THE OSI[®] GAZETTE



Part II:

A Small Operating System: OS65D, The Disk Routines

T. R. Berger
Coon Rapids, MN

Editor's Note: Part I appeared last month. Here, the author presents a map of the disk routines. — RTM

Let's turn to track zero. Exactly one ms. after the index hole a two byte address is recorded on the disk in high byte-low order. This address is read by the ROM on boot. It is the start address for loading track zero into memory. Next comes the number of pages in track zero. Finally, that many pages of data are written on the track. There are no track start or stop markings. After track zero is loaded, the computer always jumps to \$2200. Hopefully, track zero has been loaded in that vicinity. It would appear that OSI did not think the track zero format over very carefully.

Subroutine Descriptions

Most of the disk routines are self-explanatory. Because these routines are far more involved than those in the kernel, many more flow charts are needed. Let's run through the memory map in order, commenting on special properties of certain subroutines.

The timing routines at \$2678, \$267A, and \$26A2 are independent of the system clock. The wait time in the routines at \$2700, \$289F, and \$28A4 should be divided by *T* if the system clock is *T* MHZ.

OS65D does not use binary track numbers, but BASIC does. Thus BASIC uses \$26A6, but OS65D enters this routine at \$26BC with the BCD track number in the accumulator. With a binary track number in the accumulator, this routine may be entered at \$26A9. It will move the disk head over the correct track after some error checking.

The sequence beginning at \$2728 may be

viewed as the standard startup to read or write a track or sector. It puts the head on the disk, finds the index hole, then initializes the disk data ACIA.

The EXAMINE command uses \$2739 to load the entire contents of a track into memory without regard to error checking, track formatting, or sectoring. This type of command is only possible with the asynchronous data format used by OSI. If you crash a track, this command can prove invaluable in retrieving what may remain. I view this routine as a utility. It should reside on the disk and not in memory, unless needed. The initialize routine at \$2768 used on a full disk falls in the same category. Such programs as these should be transient, i.e. only called when needed.

The major "Save a Sector" routine begins at \$27D7. It uses the data in \$265E-\$2661. Most of OS65D's disk data is stored in page zero. Because Zpage is swapped out when BASIC comes in, the most important data is repeated in \$265C-\$2662. BASIC passes its values to these latter locations. LOAD and SAVE routines must then move this data to Zpage. Since OS65D can put information directly into Zpage, it puts the save vector into \$FE, \$FF directly, entering the Save routine at \$27E1. Except when SAVE or CALL are used, all saving is done in Sector one for 12 (\$OC) pages on 8" floppies and for eight pages on minifloppies. After a write, the sector is reread and compared with memory. If the comparison fails, the sector is reread again. This may occur up to four times. If comparison still fails, another attempt is made to write the sector. If comparison fails after four rereads again, the operation is aborted with Error #2. To my recollection, I've never seen Error #2 occur. It might happen on an old worn disk, on a midnight special, or with a very dirty head.

The major "Read a Sector" routine is \$295D. It uses data in \$265-E-\$2662. Again OS65D may enter this routine at \$2967 if the load vector at \$FE, \$FF has been set. This program tries to read a sector seven times. The only error check (other than sector seek errors which abort immediately) is a parity check for each byte. If, after seven tries, a read still fails, then the head is moved down then up one track. This whole process may be repeated up to four times before Error #1 is reported. This error also seems to be very rare.

Both read and save routines use the sector seeking routine at \$28C4 which, in turn, calls \$2998.

OSI

TRS-80

COLOR-80

OSI

GALAXIAN - 4K - One of the fastest and finest arcade games ever written for the OSI, this one features rows of hard-hitting evasive dogfighting aliens thirsty for your blood. For those who loved (and tired of) Alien Invaders. Specify system - A bargain at \$9.95 OSI

LABYRINTH - 8K - This has a display background similar to MINOS as the action takes place in a realistic maze seen from ground level. This is, however, a real time monster hunt as you track down and shoot mobile monsters on foot. Checking out and testing this one was the most fun I've had in years! - \$13.95. OSI

THE AARDVARK JOURNAL

FOR OSI USERS - This is a bi-monthly tutorial journal running only articles about OSI systems. Every issue contains programs customized for OSI, tutorials on how to use and modify the system, and reviews of OSI related products. In the last two years we have run articles like these!

- 1) A tutorial on Machine Code for BASIC programmers.
- 2) Complete listings of two word processors for BASIC IN ROM machines.
- 3) Moving the Directory off track 12.
- 4) Listings for 20 game programs for the OSI.
- 5) How to write high speed BASIC - and lots more -

Vol. 1 (1980) 6 back issues - \$9.00

Vol. 2 (1981) 4 back issues and subscription for 2 additional issues - \$9.00.

ADVENTURES!!!

For OSI, TRS-80, and COLOR-80. These Adventures are written in BASIC, are full featured, fast action, full plotted adventures that take 30-50 hours to play. (Adventures are interactive fantasies. It's like reading a book except that you are the main character as you give the computer commands like "Look in the Coffin" and "Light the torch".)

Adventures require 8K on an OSI and 16K on COLOR-80 and TRS-80. They sell for \$14.95 each.

ESCAPE FROM MARS (by Rodger Olsen)

This ADVENTURE takes place on the RED PLANT. You'll have to explore a Martian city and deal with possibly hostile aliens to survive this one. A good first adventure.

PYRAMID (by Rodger Olsen)

This is our most challenging ADVENTURE. It is a treasure hunt in a pyramid full of problems. Exciting and tough!

TREK ADVENTURE (by Bob Retelle)

This one takes place aboard a familiar starship. The crew has left for good reasons - but they forgot to take you, and now you are in deep trouble.

DEATH SHIP (by Rodger Olsen)

Our first and original ADVENTURE, this one takes place aboard a cruise ship - but it ain't the Love Boat.

VAMPIRE CASTLE (by Mike Bassman)

This is a contest between you and old Drac - and it's getting a little dark outside. \$14.95 each.

OSI NEW-NEW-NEW TINY COMPILER OSI

The easy way to speed in your programs. The tiny compiler lets you write and debug your program in Basic and then automatically compiles a Machine Code version that runs from 50-150 times faster. The tiny compiler generates relocatable, native, transportable machine code that can be run on any 6502 system.

It does have some limitations. It is memory hungry - 8K is the minimum sized system that can run the Compiler. It also handles only a limited subset of Basic - about 20 keywords including FOR, NEXT, IF THEN, GOSUB, GOTO, RETURN, END, STOP, USR(X), PEEK, POKE, =, /, ., <>, Variable names A-Z, and Integer Numbers from 0-64K.

TINY COMPILER is written in Basic. It can be modified and augmented by the user. It comes with a 20 page manual.
TINY COMPILER - \$19.95 on tape or disk OSI

SUPERDISK II

This disk contains a new BEXEC* that boots up with a numbered directory and which allows creation, deletion and renaming of files without calling other programs. It also contains a slight modification to BASIC to allow 14 character file names.

The disk contains a disk manager that contains a disk packer, a hex/dec calculator and several other utilities.

It also has a full screen editor (in machine code on C2P/C4) that makes corrections a snap. We'll also toss in renumbering and program search programs - and sell the whole thing for -
SUPERDISK II \$29.95 (5 1/4") OSI

BARE BOARDS FOR OSI C1P


MEMORY BOARDS!!! - for the C1P - and they contain parallel ports!

Aardvark's new memory board supports 8K of 2114's and has provision for a PIA to give a parallel ports! It sells as a bare board for \$29.95. When assembled, the board plugs into the expansion connector on the 600 board. Available now!

PROM BURNER FOR THE C1P - Burns single supply 2716's. Bare board - \$24.95.

MOTHER BOARD - Expand your expansion connector from one to five connectors or use it to adapt our C1P boards to your C4/8P. - \$14.95.

16K RAM BOARD FOR C1P - This one does not have a parallel port, but it does support 16K of 2114's. Bare Board \$39.95.



WORD PROCESSING THE EASY WAY - WITH MAXI-PROS

This is a line-oriented word processor designed for the office that doesn't want to send every new girl out for training in how to type a letter.

It has automatic right and left margin justification and lets you vary the width and margins during printing. It has automatic pagination and automatic page numbering. It will print any text single, double or triple spaced and has text centering commands. It will make any number of multiple copies or chain files together to print an entire disk of data at one time.

MAXI-PROS has both global and line edit capability and the polled keyboard versions contain a corrected keyboard routine that make the OSI keyboard decode as a standard typewriter keyboard.

MAXI-PROS also has sophisticated file capabilities. It can access a file for names and addresses, stop for inputs, and print form letters. It has file merging capabilities so that it can store and combine paragraphs and pages in any order.

Best of all, it is in BASIC (OS65D 51/4" or 8" disk) so that it can be easily adapted to any printer or printing job and so that it can be sold for a measly price.

MAXI-PROS - \$39.95. Specify 5 1/4" or 8" disk.

SUPPORT ROMS FOR BASIC IN ROM MACHINES - C1S/C2S

This ROM adds line edit functions, software selectable scroll windows, bell support, choice of OSI or standard keyboard routines, two callable screen clears, and software support for 32-64 characters per line video. Has one character command to switch model 2 C1P from 24 to 48 character line. When installed in C2 or C4 (C2S) requires installation of additional chip. C1P requires only a jumper change. - \$39.95

C1E/C2E similar to above but with extended machine code monitor. - \$59.95 OSI

ARCADE GAMES FOR OSI, COLOR-80 AND TRS-80 (8K OSI, 16K TRS-80 AND COLOR-80)

TIMETREK - A REAL TIME, REAL GRAPHICS STARTRECK. See your torpedoes hit and watch your instruments work in real time. No more unrealistic scrolling displays! \$14.95.

STARFIGHTER - This one man space war game pits you against spacecruisers, battlewagons, and one man fighters, you have the view from your cockpit window, a real time working instrument panel, and your wits. Another real time goody. \$9.95

BATTLEFLEET - This grown up version of Battleship is the toughest thinking game available on OSI or 80 computers. There is no luck involved as you seek out the computers hidden fleet. A topographical toughie. \$9.95

QUEST - A NEW IDEA IN ADVENTURE GAMES! Different from all the others, Quest is played on a computer generated map of Alesia. Your job is to gather men and supplies by combat, bargaining, exploration of ruins and temples and outright banditry. When your force is strong enough, you attack the Citadel of Moorlock in a life or death battle to the finish. Playable in 2 to 5 hours, this one is different every time.
16K COLOR-80 OR TRS-80 ONLY. \$14.95

Please specify system on all orders

This is only a partial listing of what we have to offer. We offer over 120 games, ROMS, and data sheets for OSI systems and many games and utilities for COLOR-80 and TRS-80. Send \$1.00 for our catalog.



OSI

AARDVARK TECHNICAL SERVICES, LTD.
2352 S. Commerce, Walled Lake, MI 48088
(313) 669-3110



COLOR-80

Further, they both use a dual purpose routine at \$2905. If the accumulator is zero on entry, this routine reads to memory. If it is nonzero, then the routine compares with memory. The actual read and compare loops within this routine are separate. With 8" floppies and a 1 MHz clock, the 6502 is not fast enough to get from one disk byte to the next if the read and compare loops are combined into one. As it stands, the compare loop just barely returns in time for the next comparison. With a 2 MHz clock there is plenty of time.

I view the sector directory routines at \$29F3 and \$2A41 as utilities. They do not need to be resident in memory.

Machine language routines may access the disk directly. For example, to write a sector, locations \$265E-\$2662 should be assigned correct values. The following segment of code will write a sector to the disk.

```
10 JSR $26A6 ;Move head to track
20 JSR $2754 ;Engage head, find start of track
30 JSR $27D7 ;Write sector
40 JSR $2761 ;Disengage head
50 RTS
```

If the write address is already in \$FE, \$FF then \$27D7 may be entered at \$27E1. In this case, lines 20-40 may be replaced by JSR \$2CA7, a kernel routine.

To read a sector, again assign correct values to \$265E-\$2662 then perform the following.

```
10 JSR $26A6 ;Move head to track
20 JSR $2754 ;Engage head, find start of track
30 JSR $295D ;Read sector
40 JSR $2761 ;Disengage head
50 RTS
```

If the read address is already in \$FE, \$FF then \$295D may be entered at \$2967. In this case, lines 20-40 may be replaced by the kernel routine:

```
JSR $2B1A
```

When we discuss the I/O section of OS65D we will see additional ways to read from and write to the disk.

References:

1. Jefferson Harman, "IBM Compatible Disk Drives", Byte October 1979, p. 100
2. Ira Rampil, "A Floppy Disk Tutorial", Byte December 1977, p. 24
3. Les Solomon, "BASICS of Computer Disk Systems", Popular Electronics November 1980, p. 53

MAP - OS65D DISK HANDLER

DISK-MEMORY DATA

```
265C DRIVE NUMBER
265D CURRENT BCD TRACK NUMBER
265E SECTOR NUMBER
265F PAGE LENGTH OF SECTOR
2660 LOW BYTE LOAD/SAVE VECTOR
```

```
2661 HIGH BYTE LOAD/SAVE VECTOR
2662 BINARY TRACK NUMBER
```


DISK-Z PAGE

```
E5 LAST TRACK OF FILE BEING HANDLED
F6 NUMBER OF RETRIES ON WRITE
F7 NUMBER OF HEAD MOVE RETRIES ON READ
F8 NUMBER OR READ RETRIES BEFORE HEAD MOVE
F9 SECTOR COUNT
FA TARGET TRACK NUMBER ON SEEK
FB SECTOR NUMBER READ ON DISK
FC STACK POINTER (IN $29F3)
FD SECTOR PAGE COUNT (IN $27D7)
FE SYSTEM POINTER, USED AS
FF LOAD AND SAVE VECTOR BY DISK
```

Subroutines - OS65D Disk Handler

```
2663 Home the Disk. Move the disk head to track 0.
2678 Wait 12 ms.
267A Wait X ms.
2683 Step up one track toward track 76.
268A Step down one track toward track 0.
26A2 Wait 8 ms.
26A6 Fetch binary track number from 2662 then:
26A9 Convert track number to BCD then:
26BC Check for track 0-76 BCD, check for drive ready,
move disk head to track, adjust head current, and if
an error occurs, abort and send an error message
via 2A4B.
2700 Wait 20Y + 7 microseconds (1 MHz clock).
2708 Adjust head current.
271D Find trailing edge of index hole.
2728 Engage head then:
272B Find index hole then:
272E Initialize disk ACIA.
2739 Engage head, read from index hole full around to
index hole, then quit.
2754 Head down.
2761 Head up.
2768 Initialize full disk.
277D Initialize one track.
27C2 Send a byte to the disk.
27CD Fetch a byte from the disk.
27D7 Fetch sector save vectors then:
27E1 Save a sector.
289F Wait 800($FA) microseconds.
28A4 Wait 100Y microseconds.
28B0 Fetch a byte from the disk. Abort with an error
message if over the index hole.
28C4 Find the end of the sector preceding the one in 265E.
2905 Read a sector to or compare a sector with memory.
295D Fetch disk read vector then:
2967 Read and reread a sector to memory, quit if suc-
cessful or the full number of retries are exhausted.
2998 Find the end of the present sector.
29C6 Select the drive in 265C then:
29DA Check if the drive is ready.
29EB 8 drive select data bytes.
29F3 Output a sector directory.
2A41 Output subroutine for 29F3.
```

**SPEED
POWER
EFFICIENCY**



for **OSI**
65D3 SYSTEMS

SPUL65: Printer Spooler \$95/\$10
Virtual Indirect File

- STOP WAITING for your printer!
- PROCESS words, write programs...all while printing!
- QUEUE lets you pile on print jobs.
- TWO printers may be accommodated on any two ports.
- MULTIPLE COPIES with top and bottom page margins.
- SYSGEN relocates and permits extensive customization.
- VIRTUAL INDIRECT FILES on disk. End space problems when using temporary files. Now do extensive editing of BASIC with your word processor.

XREF: BASIC Cross Referencer \$25

- TABULATES: Referenced line numbers, variable names (numeric, string, array), and defined functions.
- FAST machine language program.
- DISK based for large BASIC source files on any drive.

FBASIC: BASIC Compiler \$155/\$10

- FAST machine code written with the ease of BASIC.
- SPEED-optimized, native-code compiler.
- INTEGER subset of OSI-supplied BASIC.
- DISK based to allow largest source and object files.
- EXTENSIONS to BASIC:
 - Simple interface to system hardware and software.
 - Direct access to 6502 registers.
 - Array initialization and optional absolute location.
 - WHILE and other structures.
 - Combine compiler and interpreter advantages.
- UTILITIES (plus source), manual, and many examples.

R-EDIT: Edit any program or text! \$40

- FULL CURSOR control. Edit anywhere on the screen.
- INSERT, replace, add, delete with RAM-resident editor.
- ONE KEY stroke and you're editing.
- BASIC, assembler, etc. edited without reloading R-EDIT.
- SYSGEN relocates R-EDIT and permits extensive customization.

CP/M to OSI Disk Translation Service

Frustrated by all those good CP/M disks that won't run on your OSI CP/M system? It's that special OSI disk format! And we can fix that. Just send us your disk, \$15, and you'll soon have an OSI compatible disk.

Manual orders applied to software purchases. Programs supplied on 8-in, single-density, single-sided disks. Hawaii residents add 4% tax.



Data Resource Corporation
Suite 203
1040 Lunalai Street
Kailua, HI 96734

(808) 261-2012

A Correction For Progressive Computing Chess 1.9

Dave Leskin
Calgary, Canada

Progressive Computing, based in Windsor Ontario, is an excellent source of OSI software with prompt and courteous service; however, there is a major error in their tape version of "Chess 1.9". This error is found in the opening tables. If you try the following sequence of moves you can determine if your copy of "Chess 1.9" has this error too. Note that the last move by the computer is illegal. Microchess notation in brackets.

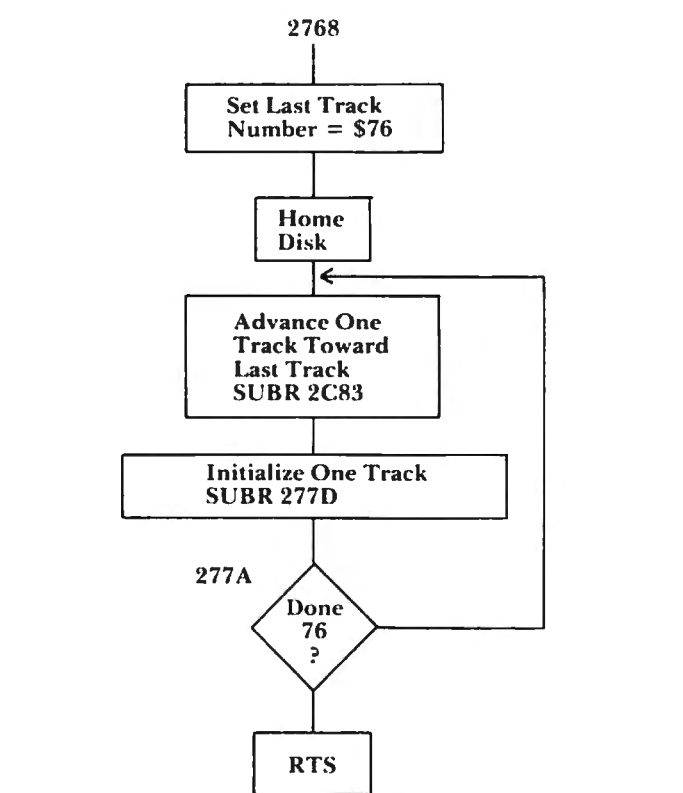
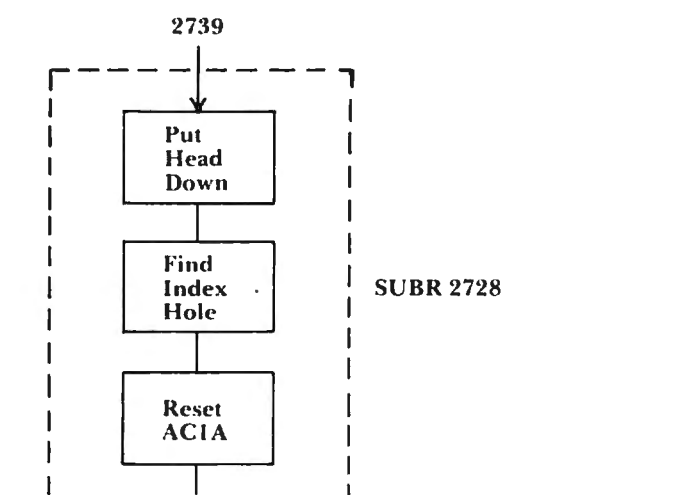
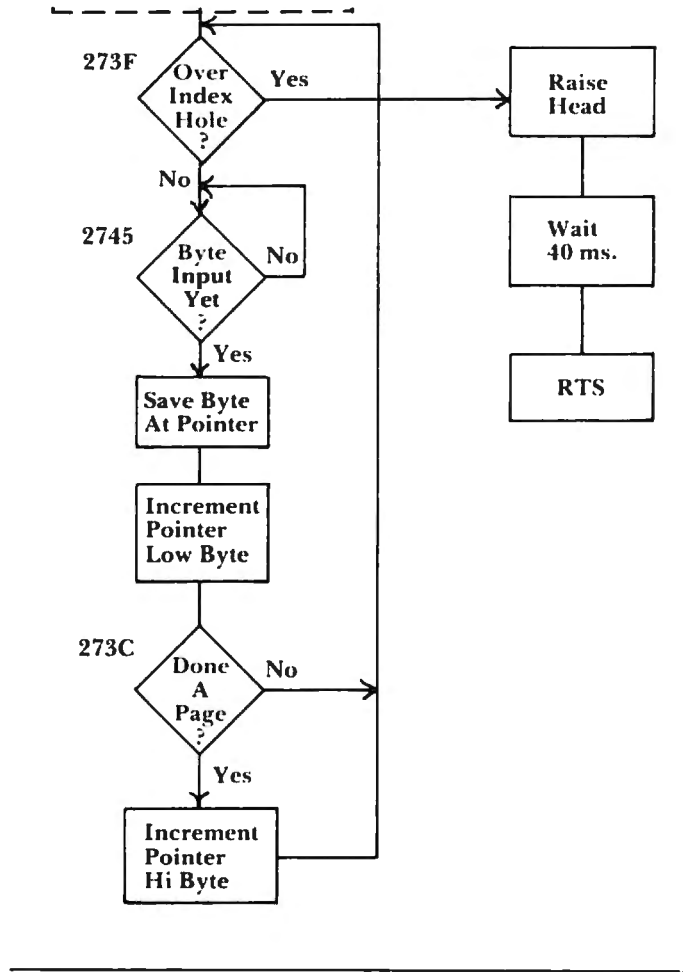
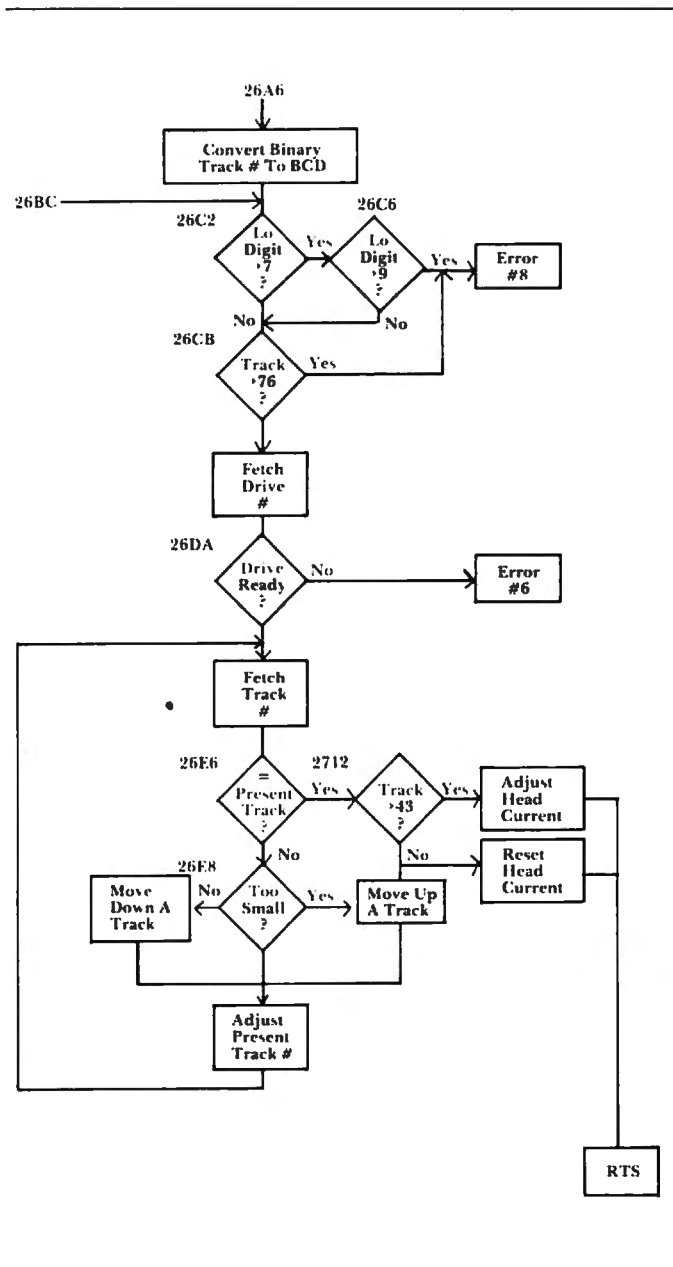
	Computer (White)	Human (Black)
1	P-K4 (13-33)	P-K4 (63-43)
2	N-KB3 (01-22)	N-QB3 (76-55)
3	B-QN5 (02-46)	N-KB3 (71-52)
4	B-KN5 (05-41)???	

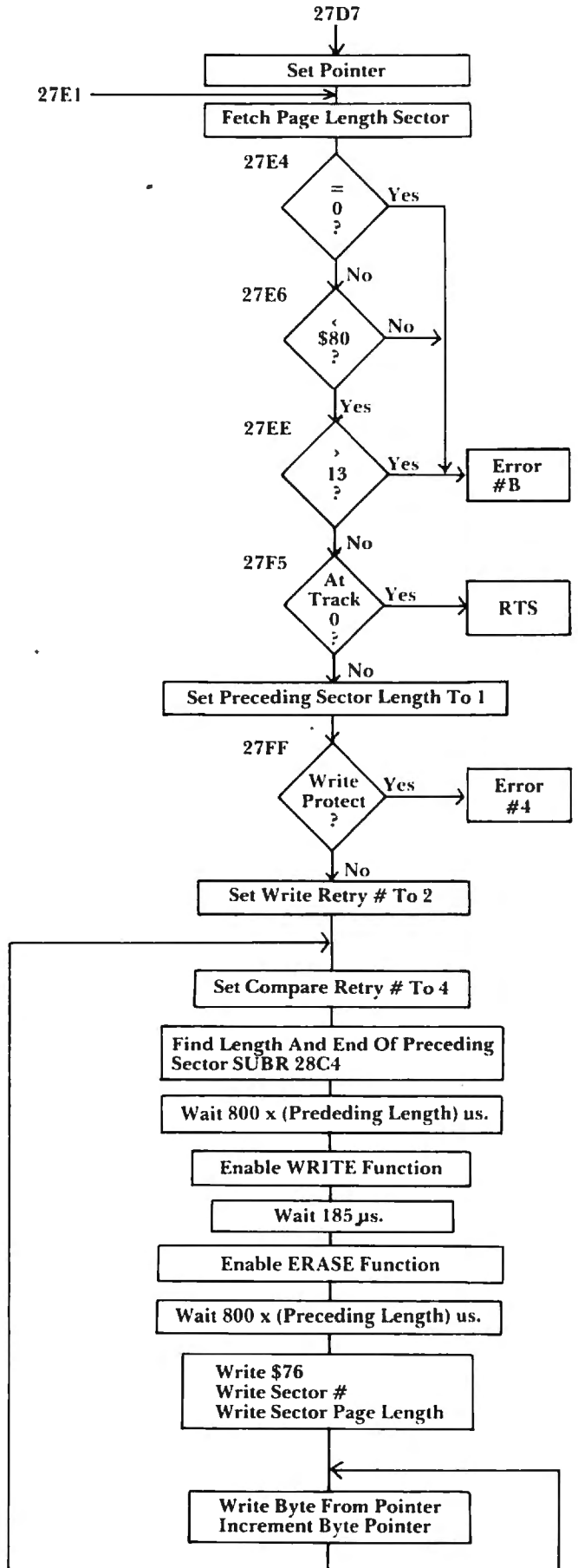
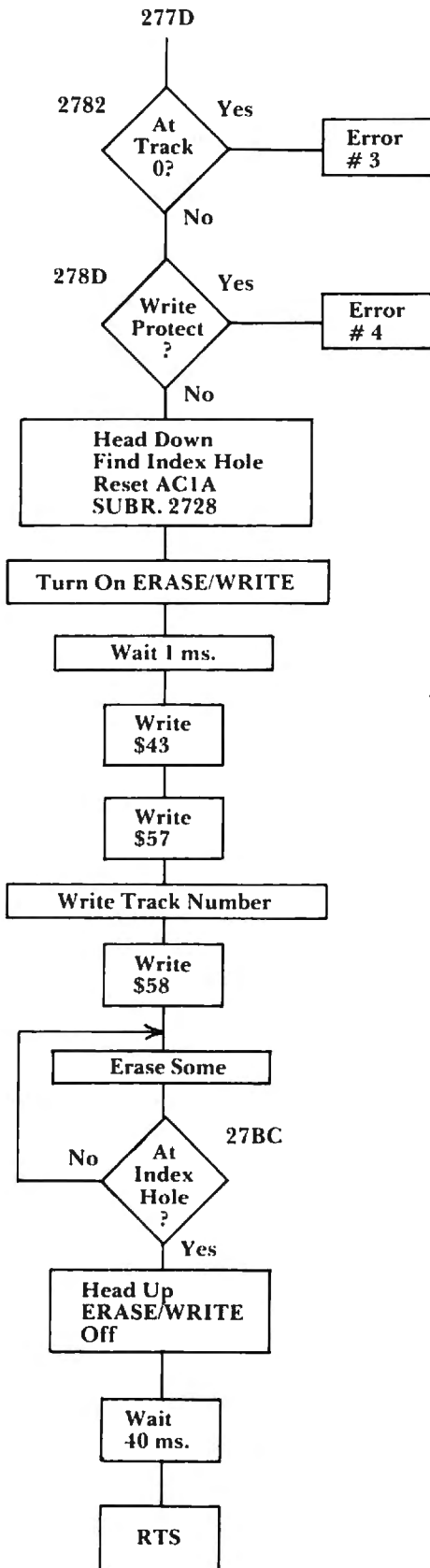
As you see the "B-KN5" jumps right over the Queen Pawn at 14. To solve this problem I changed the program so that the Queen Knight was moved from 06 to 25 instead. This results in a "Four Knights Game" which is a common opening used by many players. Just follow the steps listed below to effect the change.

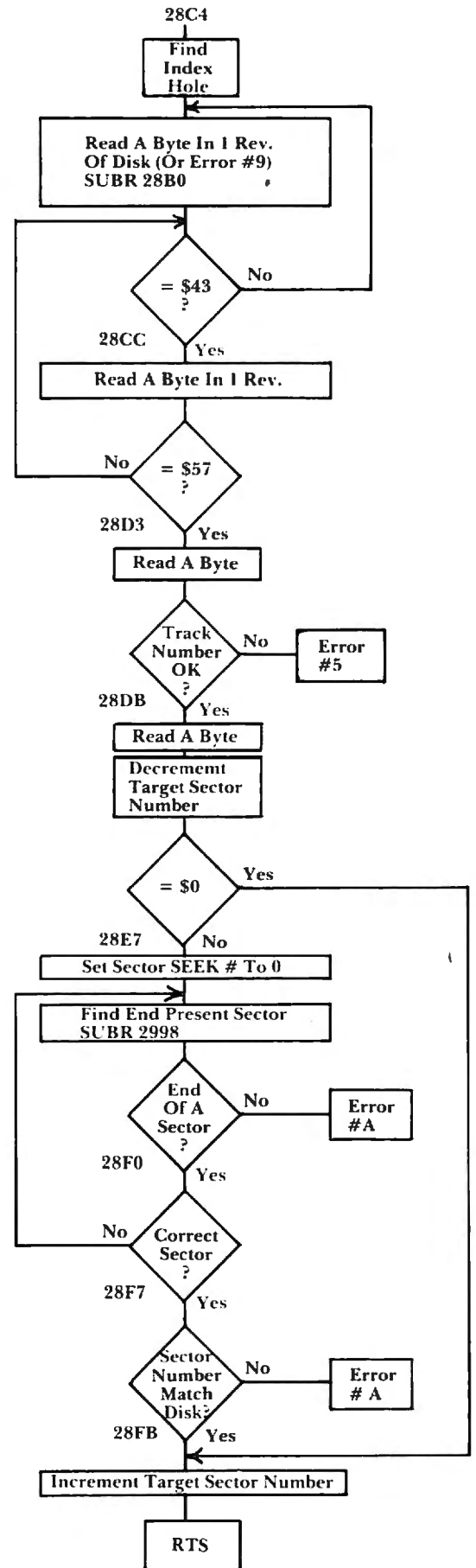
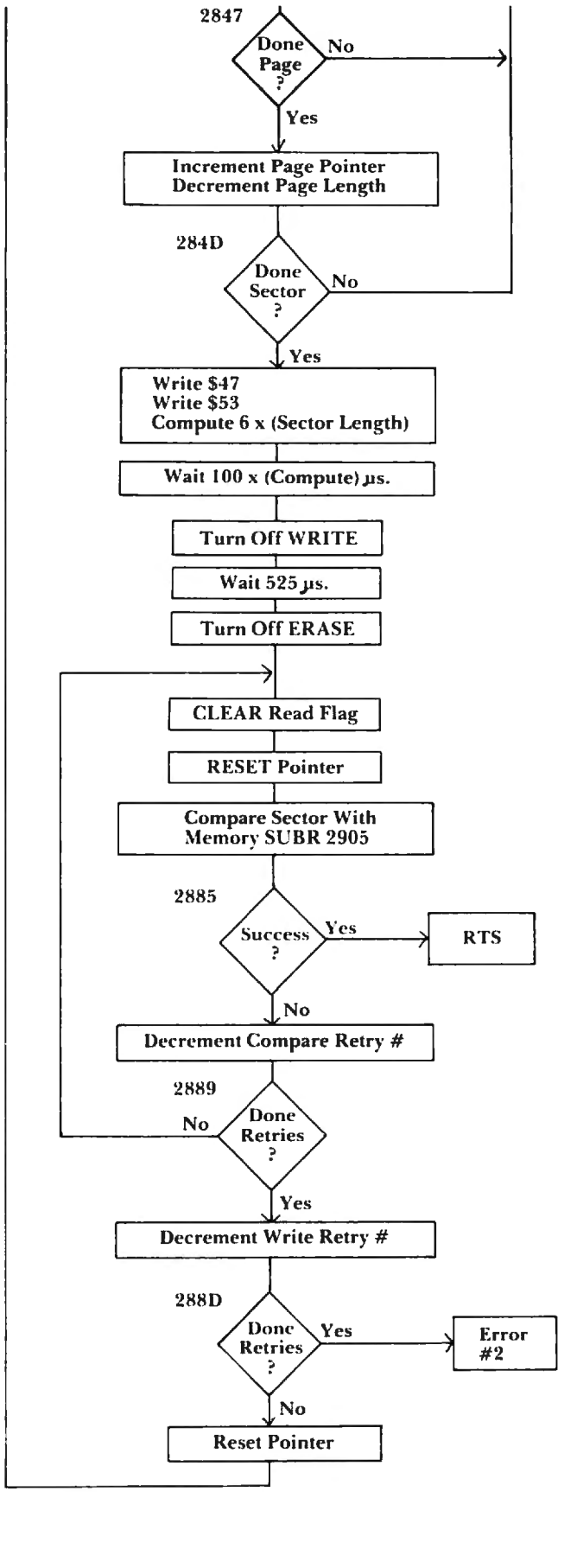
The Changes

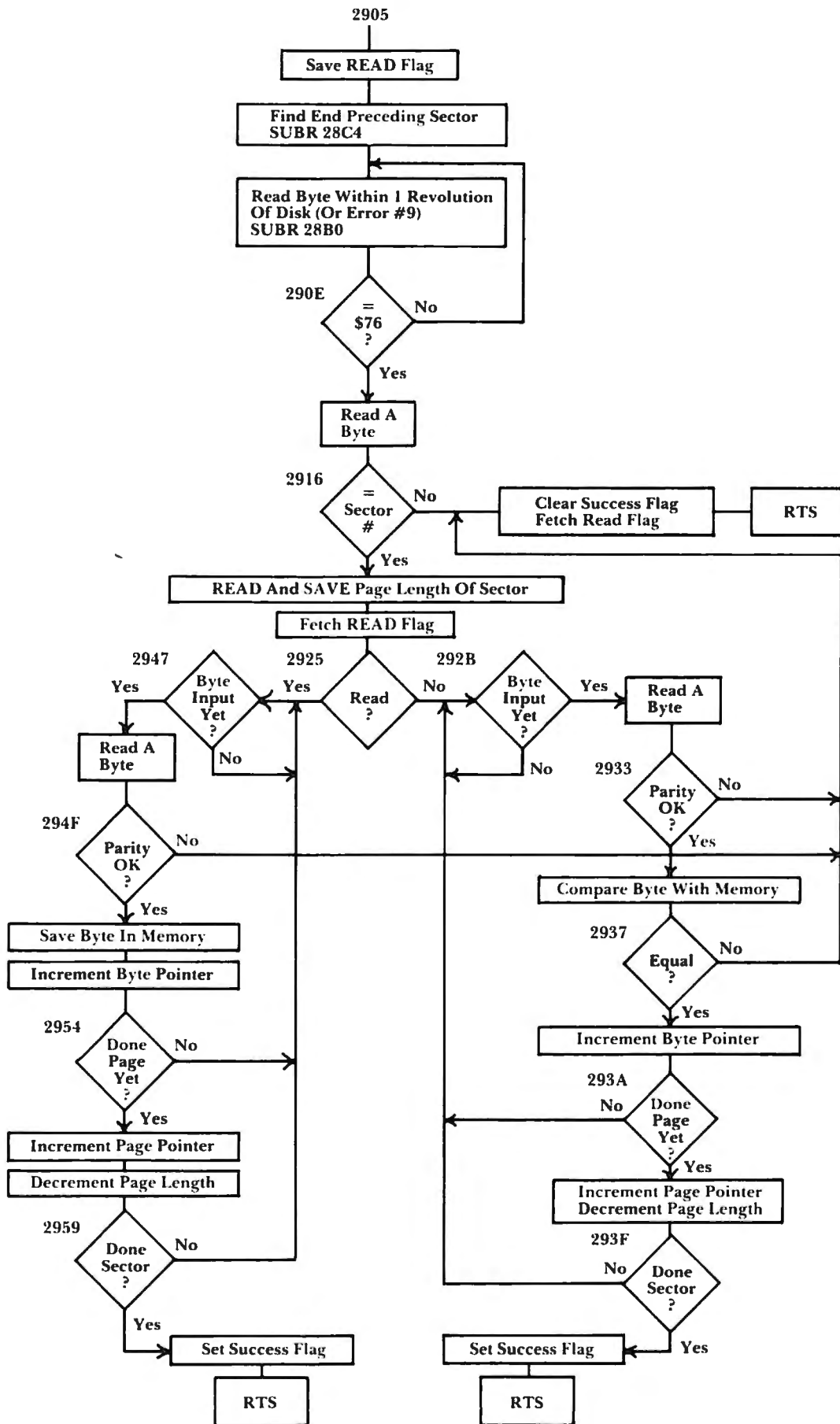
1. Load "Chess 1.9"
2. Press "D" to enter monitor once the board appears.
3. Press ".0B34"
4. Press "/" to enter the data mode
5. Press "25" which refers to the square that the piece will be moved to
6. Press the "RETURN" key
7. Press "07" which refers to the piece to be moved — in this case the Queen Knight
8. Press ".03AC" and "G" to return to the program

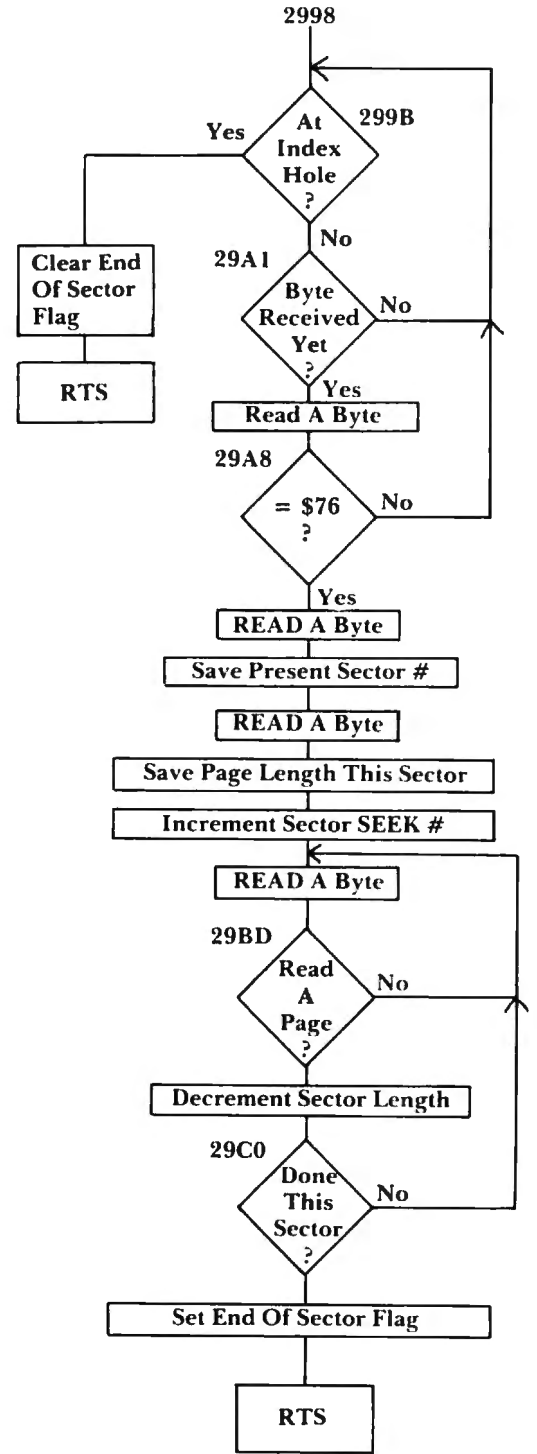
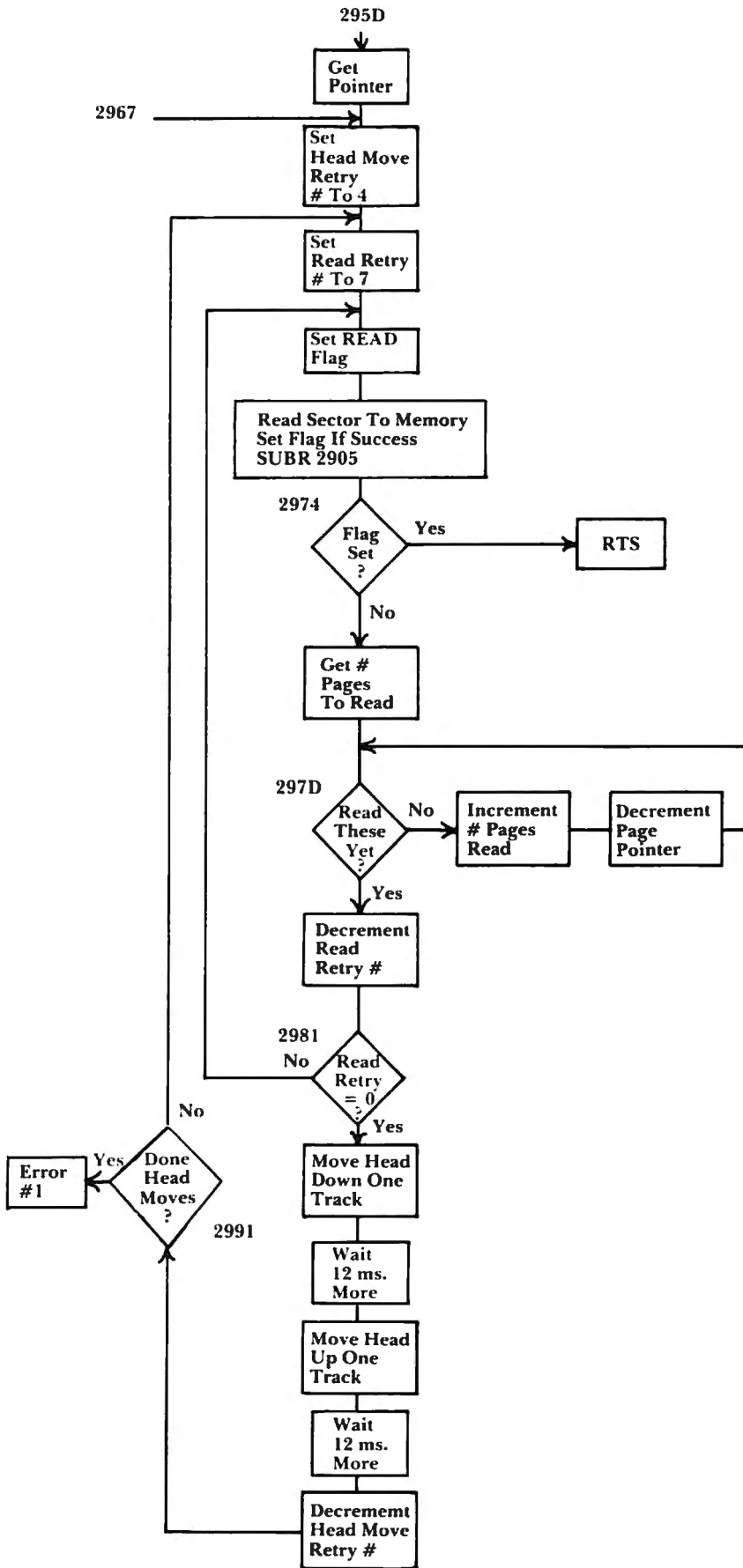
Now the program will respond N-QB3 in place of B-KN5 each time this opening sequence occurs. If you have the capability to store machine code programs (Aardvark's "AUTOLOADER" or "C1E" ROM) then record the modified version (otherwise you'll have to follow the above procedure each time you power up).

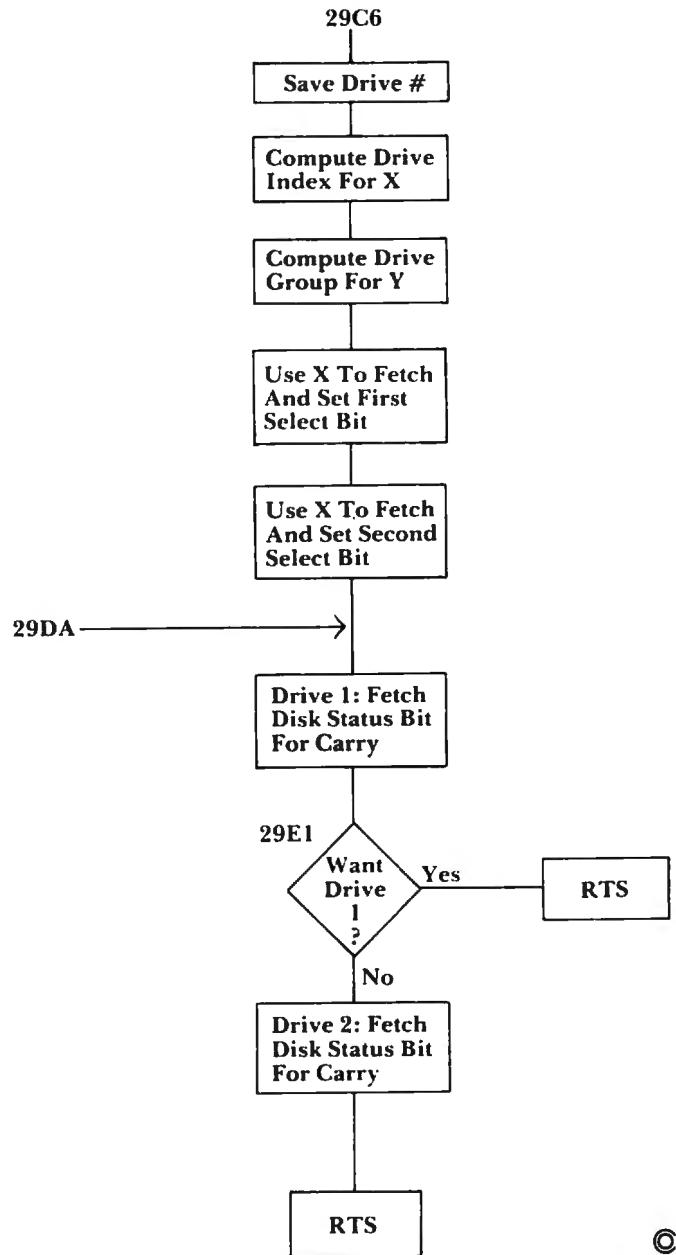
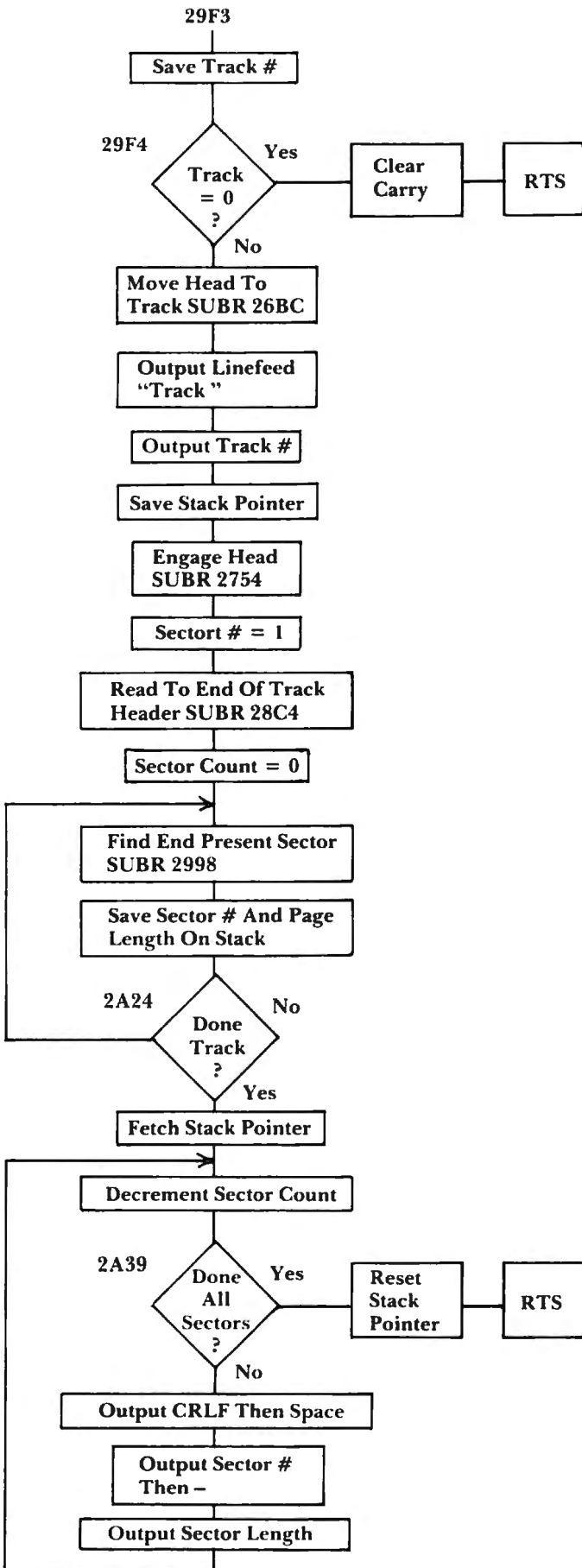












- ASTRO BLASTER -

ASSIGNMENT: CLEAR THE AREA OF HAZARDOUS ASTEROIDS WHICH ARE DRIFTING IN FROM DEEP SPACE, BY BLASTING THEM INTO HUBBLE. BE CAREFUL BECAUSE THE LARGE ONES SPLIT INTO MANY SMALLER ONES WHEN HIT, WHICH FLY OFF IN ALL DIRECTIONS! JUST WHEN YOU THINK YOU'VE BLASTED THEM ALL, MORE APPEAR!

***ASTRO BLASTER* BY JOHN NELSON IS A **MACHINE CODE** OS/1 VERSION OF ONE OF THE MOST POPULAR ARCADE GAMES OF ALL TIMES! THE ACTION IS VERY SMOOTH AND THE ASTEROIDS ARE THE BEST LOOKING EVER ON OS/1- NO LITTLE CIRCLES HERE! AVAILABLE FOR BOTH C/P AND **CUP** PLEASE SPECIFY YOUR SYSTEM. BK CASSETTE\$9.95**



SEND \$1.00 FOR OUR PHOTO-ILLUSTRATED CATALOG & GET A \$1.50 CREDIT ON YOUR FIRST ORDER! CASSETTES ONLY!

Pretzelland Software
2005 A WHITTAKER RD.
YPSILANTI, MI. 48197

character grid while in this mode. Table 2 contains the subcommands of the EDIT mode. A raster (*) is the only exit from this mode.

GENERAL INPUT. The CURSOR input routine. It is called by COMMAND DECODE and INPUT CODE.

TEST. Prints the entire character set on the printer.

TABLE. Prints a table in the format of Table 3.

END. Closes all devices and clears the screen.

Can be called at any time without disturbing the new character set.

It is possible to create a reasonable facsimile of the PET's shifted keyboard graphics with the 5 by 7 BASE 2 print matrix. (The PET screen matrix is 8 by 8.) DATA statements for this pseudo-PET character set are included in Program 2. Printing all characters displayable on the PET screen would require 3 user defined character sets on the BASE 2. An easier way of implementing "full" pseudo-PET graphics is via the graphics function of the BASE 2.

Standard and user-defined characters can be displayed on the same line, but doing so requires two passes of the print head; i.e., normal print followed by carriage return without linefeed and user-defined print. This is not difficult to arrange during formatted printing from a program. Listing a program is more complicated. One approach is to list to the screen, sort and count characters, and then use one of the many screen printing routines previously published in **COMPUTE!** and other magazines.

While on the subject of listings, it should be mentioned that the normal list sequence of:

```
OPEN5,4:CMD5:LIST
```

will not work for long listings, probably due to some bug in the timing when CMD is invoked. The following sequence, using the terminal buffer feature of the BASE 2 (run in either immediate or program mode) will work:

```
OPEN5,4
PRINT#5,CHR$(27);CHR$(82);CHR$(20);CHR$(80);
PRINT#5,CHR$(27);CHR$(54);
CMD5:LIST (or LIST XXX- in program mode)
PRINT#5,CHR$(27);CHR$(83):CLOSE5
```

Whether your application is mathematics, foreign languages, APL, or whatever, design your own character set with ease using CHARACTER EDITOR.

Table 1.

COMMANDS (all followed by RETURN)

I(RETURN)## Input code and display character
+ Display next character

-	Display previous character
E	Edit. (See Table 2)
L	Load character set from tape
P	Download Character Set To Printer
S	Save Character Set to Tape
T	Toggle printer
TABLE	Print table in format of Table 3
TEST	Test print entire character set
END	Terminate program

Table 2.

EDIT MODE SUBCOMMANDS

>	Move cursor to next grid point
<	Move cursor to previous grid point
↑	Move cursor up one row
←	Move cursor down one row
SPACE key	Erase matrix point and move to next grid point
shifted &	Insert matrix point at grid point
C	Clear character grid
*	Store displayed character in memory and return to COMMAND DECODE mode

Table 3.

CHR\$(32)	" "	0	0	0	0	0	0
CHR\$(33)	" "	127	127	127	0	0	0
CHR\$(34)	"■"	120	120	120	120	120	120
CHR\$(35)	"-"	1	1	1	1	1	1
CHR\$(36)	"_"	64	64	64	64	64	64
CHR\$(37)	" "	127	0	0	0	0	0
CHR\$(38)	"#"	85	42	85	42	85	85
CHR\$(39)	" "	0	0	0	0	127	0
CHR\$(40)	"*"	80	40	80	40	80	80
CHR\$(41)	"#"	127	63	15	3	1	0
CHR\$(42)	" "	0	0	0	127	127	0

Program 1.

```
100 REM PET/BASE TWO PROGRAMMABLE -CHARACTER EDITOR
105 REM
110 REM BY P. J. ROVERO
115 REM NOCC COMNAVBAR BOX 2
120 REM FPO S. F. 96630
125 REM
130 REM THIS PROGRAM ENABLES THE USER -TO EASILY BUILD, STORE, AND
135 REM EDIT CHARACTERS IN THE FORMAT -USED BY THE BASE TWO MODEL
140 REM 800 MST PRINTER.
145 REM
150 REM THE VARIABLE BA SHOULD BE -CHANGED TO SUIT THE SYSTEM.
155 REM BA= START ADDRESS OF 482 BYTES -OF BASIC-PROTECTED
160 REM MEMORY REQUIRED FOR USER -CHARACTER TABLE.
165 REM
170 REM COMMAND SUMMARY:
175 REM
180 REM S SAVE CHARACTER SET TO TAPE#1
185 REM L LOAD CHARACTER SET FM TAPE#1
190 REM P DOWNLOAD CHARACTER SET TO -PRINTER MEMORY
195 REM T TOGGLE PRINTER BETWEEN -
```



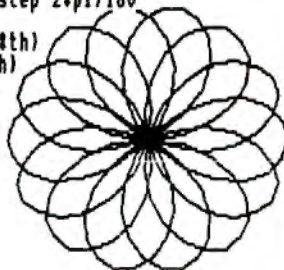

supergraphics for your cbm 8032

‡ 128,000 accessible points (640 x 200)
‡ mix cbm text with high-res graphics
‡ supports hard copy to epson mx-82

```

5 :frame 0,0 to 639,199
10 open 4,1:recall "cmd logo",8,1
20 k=2.1:z=50:t=7:pi=3.14159:a=4:b=4
30 for th=0 to 2*pi step 2*pi/180
40 r = z*sin(th*t)
50 x = 280+k*r*cos(a+th)
60 y = 120+r*sin(b*th)
70 if th<0 then 100
80 :move x,y
90 goto 110
100 :draw x,y
110 next th
120 :hard#4
130 close 4: end

```



commands in rom include:

```

dot x,y      move x,y
cdo x,y      draw x,y
test x,y,a

line x1,y1 to x2,y2
cline x1,y1 to x2,y2
dline x1,y1 to x2,y2
frame x1,y1 to x2,y2
cframe x1,y1 to x2,y2
fill x1,y1 to x2,y2
clear x1,y1 to x2,y2
displ x,y,a# - for user
              defined shapes
gsav "filename",8
recall "filename",8

```

commodore

CBM™
Model 8032

computer

SUPERGRAPHICS

128,000 ACCESSIBLE POINTS

Features

- * 128,000 accessible points arranged in 200 x 640 grid
- * 16K static ram supplies memory mapping of pixels on separate board
- * supported through extended Basic commands supplied in ROM
- * uses no memory from the existing system
- * mix standard CBM text and low-res graphics with hi-res displays
- * easy to design and display user defined shapes
- * normal or inverted display mode for partial or total screen
- * switch graphic display on or off - continue output in passive mode
- * save graphic images on a disk file
- * recall images from disk with option to mix with existing display
- * supports hardcopy to Epson MX-82 or Centronix 739 printers
- * easy to follow installation instruction included



CANADIAN MICRO
DISTRIBUTORS LTD.

365 Main St., Milton, Ontario L9T 1P7
416 878-7277

DISTRIBUTORS OF:
MUPET • DOUBLE-MUPET • SPOOLER
THE MANAGER • I/O PRODUCTS

Marquee

Mark Bernstein
Department of Chemistry
Harvard University

Editor's Note: Although Mr. Bernstein's annotated source code starts at address \$7000 (28672 decimal), we have included a BASIC loader (Program 1) which places the routine at \$0360 (864 decimal) for those who have less RAM memory or prefer the convenience of storing machine language routines in the second cassette buffer. The screen size is set for 40 and the speed is 5. For an 80 column screen, POKE 864,80 and to change the speed, POKE 866,X. To test the routine, at this location, you would type SYS 1008. — RTM

The video display is a programmer's canvas. In this small space the programmer must communicate, inform, and perhaps entertain and enthrall. But, like all artists, programmers must work within the confines of their frame and the limits of their medium; all too often, the TV screen seems cramped and small.

All programmers must adjust to and accommodate the limitations of their computer's display. When using machine language, though, programmers must often work with awkward and clumsy tools. BASIC, PASCAL, FORTH and the like provide simple amenities like carriage returns, automatic spacing and tabs, while machine language leaves programmers to do all the work themselves. High level languages let programmers think in terms of character strings and display lines; assembly language programmers must think of individual symbols and screen locations.

In simulation and game programming, screen design can become a contest between graphics and text. An abundance of information, some vital, some merely interesting, competes for space within the screen's limited frame. Intricate graphics and display modes can compress lots of information into a small space — a picture is worth a thousand words — but usually demand intricate and time-consuming programming. Often the special programming is simply not worth the effort, and so the display has to be pruned. Information that won't fit on the screen remains forever hidden inside the computer.

Scrolling Text

The programmer's art ought not to be limited by the confines of the machine, only by skill and imagination. One useful solution to this conflict between

the information and display space is the *marquee*, a small area of the screen across which text scrolls from right to left. The whole message doesn't have to be displayed at one time, so less space needs to be reserved for text and more area can be used for graphics. Long and short messages can be displayed with equal ease. And users, trained by long years of watching scoreboards, advertising displays and theatre marquees, find scrolling displays easy to understand and to use.

Using Interrupts

The computer takes only a few milliseconds to write a conventional message on the screen. Normally, writing occupies the computer's complete attention, and everything else must wait until the whole message has been displayed. But, since computers can write very quickly and people read comparatively slowly, most of the computer's time remains free for data processing.

Marquee displays, on the other hand, are intimately tied to human reading speed. The computer needs very little time to update the marquee, and could add a new letter a thousand times a second. If the computer wrote at full speed, the message would whiz across the screen, an illegible blur. To be useful, the marquee must move slowly.

Long marquee displays require many seconds, even minutes. This delay would be unacceptable if the computer were continuously occupied while displaying the message. The computer should not have to wait for the slow human reader. Instead, useful work can be accomplished in the long intervals between marquee updates.

We use a programmable timer to *interrupt* the computer periodically. A few times each second this interrupt instructs the computer to advance the marquee one step. The computer spends the rest of the time running its program normally and returns, after each marquee update, to the task that was interrupted.

An important benefit of this *interrupt-driven* strategy is *transparency*. Conventional, all-at-once output is simple and modular. The user's program calls an output routine, the output routine writes the specified letters on the screen, and then control returns to the user's program. To make marquees easy for the programmer, they should seem (to the programmer) to work just like normal output routines.

Interrupts make marquee displays as easy to use as normal output routines. Conventional routines do the writing immediately; the marquee controller arranges for the periodic interrupts which, without further intervention from the program, will draw the message on the marquee.

The Marquee Generator

Figure 1 shows the structure of a user program which invokes the marquee generator. The user program can activate the marquee by calling STOP. When the marquee is active, periodic interrupts divert the computer's attention from the user's program (left column) to the interrupt service routines (right column).

Figure 1.

The user doesn't have to control the marquee directly. Instead, periodic interrupts invoke IRQSRV, which decides whether the marquee should be updated. Updates are handled by invoking SCROLL.

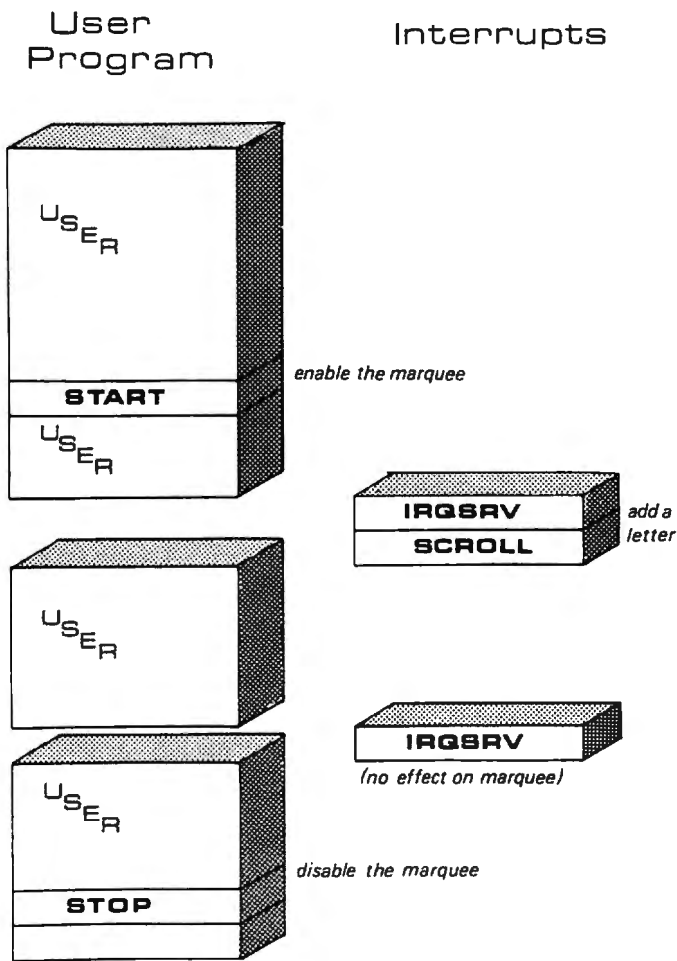


Figure 2 represents the logic of the marquee interrupt system in more detail. A programmable timer creates periodic interrupts (represented as marbles) at regular intervals. When the marquee is inactive, control falls directly into the computer's "normal interrupt handler" which ultimately returns control to the user program.

When the marquee is active, interrupt processing is diverted through IRQSRV, which decides whether or not to update the marquee. If no update

is necessary, control passes directly to the normal interrupt handler. If the marquee is to be updated, IRQSRV, invokes SCROLL before allowing control to revert to the normal path.

Figure 2:

In this drawing, interrupts are represented by marbles rolling downhill through troughs. When the marquee is not active, IRQSRV is disconnected from the interrupt system and control passes directly to the normal interrupt handler. Activating the marquee inserts IRQSRV and SCROLL into the interrupt path.

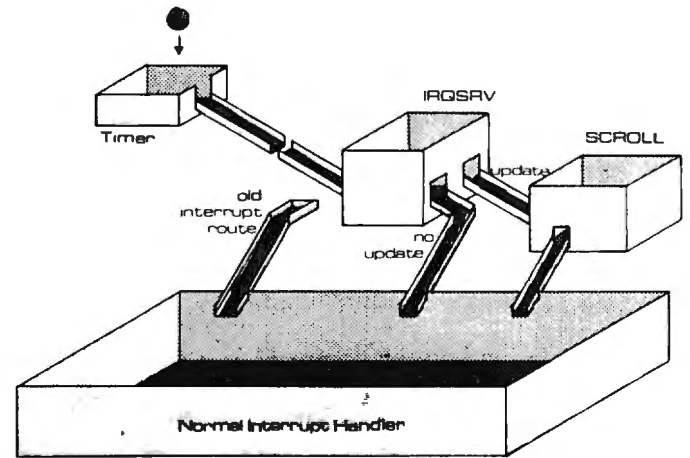
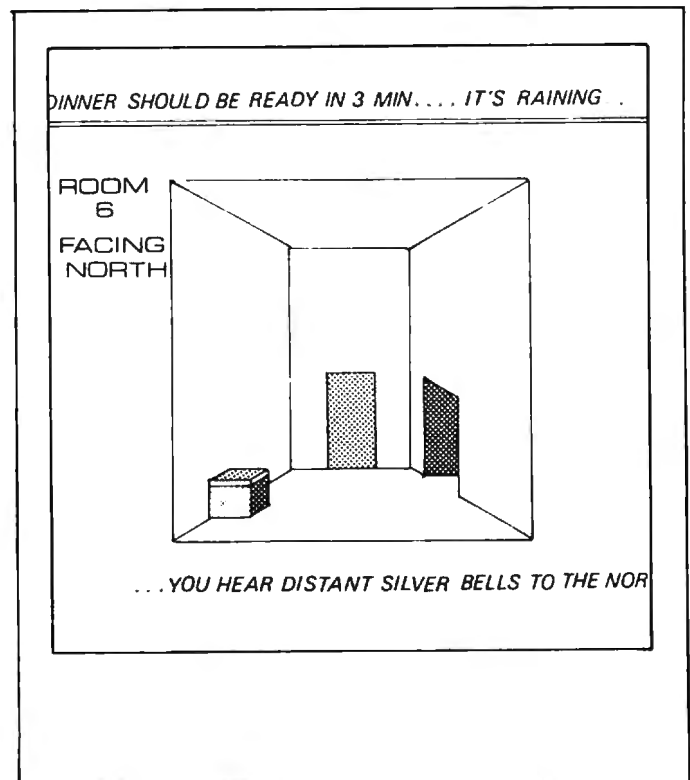


Figure 3.



chips...chips...chips...chips...chips...chips...chips...

Limited Time: FREE Disk-O-Pro.
 Special: You can get this Disk-O-Pro absolutely free... when you order the new Commodore 2031 single disk drive from Skyles. (See page 8.)

Command-O or Command-O-Pro?

It's called the Command-O-Pro in Europe, Command-O in the U.S.
 But whatever you call it, this 4K byte ROM will provide your CBM BASIC 4.0 (4016, 4032) and 8032 computers with 20 additional commands including 10 Toolkit additional commands for screening, formatting and disk file manipulating. (And our technical writer dug up 39 additional commands in the course of doing a 76-page manual!!)

Extends Commodore's 8032 advanced screen editing features to the ultimate. SCROLL up and down, insert or delete entire lines, delete the characters to the left or right of the cursor, select TEXT or GRAPHICS mode by size and position on your screen. And define any key to equal a sequence of up to 90 key strokes.
 Resides in hexadecimal address \$9000, the rightmost empty socket in 4016 and 4032 or the rearmost in 8032. If space conflicts, Socket-2-ME available at a very special price.

Command-O from Skyles Electric Works
 Complete with Socket-2-ME

\$75.00
 95.00

Disk-O-Pro ROM:
 25 new commands at \$75.00, that's only \$3.00 a command!

The powerful chip for all "classic" PETs. In any PET with Version III (BASIC 2.0) ROMs (### COMMODORE BASIC ###) Disk-O-Pro will give 19 software compatible disk instructions*: 15 identical with the new BASIC 4.0 (or with 8032 ROMs) compatible with both old and new DOS. Plus 4 additional disk commands...including program appending (MERGE), program overlaying (MERGE #) and PRINT USING, allowing formatting output of strings and numbers on the PET screen or on any printer.

*NOTE: Old DOS doesn't recognize 3 commands.
 Plus softtouch key (SET) which allows you to define a key to equal a sequence of up to 80 keystrokes; SCROLL whereby all keys repeat as well as slow scrolling and extra editing features; BEEP which allows you to play music on your PET.

Completely compatible with the BASIC Programmer's Toolkit. (The chip resides in the socket at hexadecimal address \$9000, the rightmost empty socket in most PETS.) And for the owners of "classic" (or old) PETs, we do have interface boards.
 (For those owning a BASIC 4.0 or 8032, even though the Disk-O-Pro may not be suitable, the Command-O is. We have never abandoned a PET owner.)

Complete with 84-page manual written by Greg Yob.
 Disk-O-Pro from Skyles Electric Works \$75.00
 Complete with Interface Board (for "Classic" PETs) 95.00

"The PET with the new PicChip... is like home movies"

The new ROM that took Europe by storm is available only from Skyles Electric Works in the U.S. and Canada. PicChip, a ROM extension of the BASIC Version III (BASIC 2), BASIC 4.0 or BASIC 8032 interpreter. Over 40 commands that allow you to create programs with dynamic graphics displays: plots, bar graphs, pictures, and rolling, scrolling, shifting and inverting. All instantly and easily added to your BASIC program.

The address for the 2000/3000 (which would require PicChip module PC2), for the 4000 (PC4) and for the 8000 (PC8) is \$A000...unless you have a Mikro Word Pro 3 or 4, or Jinsam, which occupy that same address. In those cases, you will need the PicChip on an interface board... for the 2000/3000 series, PCB2, for the 4000, PCA4, and for the 8000, PCAB. In all cases, the Mikro or WordPro would be switchable manually using the Skyles Socket-2-ME...available at a very special price.

PicChip from Skyles Electric Works
 (Please indicate PC2, PC4, PCB2)
 Complete with Socket-2-ME
 (Please indicate PCB2, PCA4, PCAB)

\$60.00
 80.00

The New Mikro:
 Now you can program in machine language as easily as writing BASIC.

4K machine language assembler ROM plugs into your main board. Does all the machine language work for you; all you have to do is start laying down the code. Retains all the great screen editing features of the PET... even all the Command-O or Toolkit commands. Write your own machine language subroutine. The program you write is the source code you can save. Machine language monitor saves the object code. Not as professional as the Skyles MacroA...not as expensive, either.

A great learning experience for those new to machine language programming but who want to master it easily. Superb 50-page manual—including brief introduction to machine language programming—included. But we also recommend several of the books in the Skyles Book Barn.

Skyles Mikro Machine Language Assembler
 MK 213 for 2000 or 3000 Series PETs \$80.00
 MK 418 for 4000 or 8000 Series PETs and CBMs 95.00
 Complete with Socket-2-ME

Skyles Catalogue Page 1

For PET and CBM owners only:

This is just 1 of 20 pages of the newest and biggest Skyles catalog, hot off the press.

We know you'll want this page, in its full 8½ x 10 splendor, and another 19 pages of peripherals, software and books that will make your PET or CBM computer even nicer to live with. So, if we missed sending

you your very own copy within the last few weeks, call us at **(800) 227-9998** (unless you live in California, in which case call **(415) 965-1735**.)

From Skyles Electric Works, the oldest and largest professional specialists in the business.

 **Skyles Electric Works**
 231-E S. Whisman Road
 Mountain View, California 94041

Program 1 presents an implementation of the marquee system for the Upgrade ROM PET. The user's program calls START when it wants to put a message on the marquee. START initializes several variables and constants and, most importantly, routes all further interrupt requests *via* the marquee update controller IRQSRV.

Program 1.

```

800 FOR ADRES=864TO1023:READ DATTA:
    POKE ADRES,DATTA:NEXT ADRE
    S
864 DATA 40, 0, 5, 85, 228, 7
870 DATA 5, 40, 160, 1, 185, 0
876 DATA 128, 153, 255, 127, 200, 2
    04
882 DATA 96, 3, 208, 244, 32, 161
888 DATA 3, 205, 97, 3, 240, 15
894 DATA 192, 255, 240, 11, 200, 14
    0
900 DATA 101, 3, 172, 96, 3, 153
906 DATA 255, 127, 96, 172, 96, 3
912 DATA 169, 32, 153, 255, 127, 23
    8
918 DATA 103, 3, 173, 103, 3, 205
924 DATA 96, 3, 176, 48, 96, 172
930 DATA 101, 3, 177, 0, 41, 191
936 DATA 96, 141, 0, 0, 142, 1
942 DATA 0, 169, 0, 141, 103, 3
948 DATA 141, 101, 3, 173, 144, 0
954 DATA 141, 99, 3, 173, 145, 0
960 DATA 141, 100, 3, 120, 169, 223

966 DATA 141, 144, 0, 169, 3, 141
972 DATA 145, 0, 88, 96, 120, 173
978 DATA 99, 3, 141, 144, 0, 173
984 DATA 100, 3, 141, 145, 0, 88
990 DATA 96, 206, 102, 3, 16, 9
996 DATA 32, 104, 3, 173, 98, 3
1002 DATA 141, 102, 3, 108, 99, 3
1008 DATA 162, 3, 169, 248, 32, 169
1014 DATA 3, 96, 77, 65, 82, 81
1020 DATA 85, 69, 69, 0, 0, 70

```

The PET's 6522 timer generates interrupts 60 times per second. While the marquee is active, these interrupt requests invoke IRQSRV. This routine decides whether or not it's time to update the marquee; the speed of the marquee display is determined by the variable RATE, which specifies the number of interrupts which will occur between marquee updates. By adjusting RATE, the marquee's progress may be speeded up or slowed down.

If IRQSRV decides not to update the display, it jumps to the computer's normal interrupt handler, whose address is stored in OLDIRQ. If IRQSRV decides to update the display, it calls SCROLL before returning control to the machine's normal procedures.

SCROLL alone actually writes and updates the marquee. SCROLL first moves each character on the marquee line one space to the left. Next, SCROLL calls GETCHAR, which locates the next character in the message. The new character is tacked onto the right-hand edge of the message before SCROLL returns to IRQSRV.

A special character, END (usually 00, the ASCII NUL character), marks the end of each marquee message. When SCROLL encounters the end of a message, it starts tacking blanks onto the end of the marquee line. Eventually all the text will travel off the left edge of the screen, leaving the marquee blank; at this point, SCROLL automatically invokes STOP to disable future marquee updates.

For Other Computers

The marquee routines described here can be used on many 6502 systems with little or no change.

Different model PET's are easily accommodated. The only ROM-dependent instruction is the address IRQVEC, the page-zero location through which the PET vectors its interrupts. (It's the same, \$90, 81 in 4.0 BASIC. For Original PETs, use \$0219, 021A.) 80-column computers, of course, can have 80-character marquees; simply change the value in LENGTH to 80.

Other computers should also be able to use this marquee system. The basic requirements are a memory-mapped display and a source of periodic interrupts. Many single-board computers, for example, use the 6522 VIA/timer which does this job admirably. Apple users will need to add an expansion board if one of their current accessories won't do the job. Several Apple parallel port I/O boards include the 6522; additionally, some time-of-day clock boards can generate periodic interrupts to drive the marquee.

Finally, note that marquees might be used in several different ways. They need not occupy an entire line; to use only a part of a line, simply change LINE (the address of the left end of the marquee) and LENGTH (the length of the marquee). The marquee may appear anywhere on the screen, although the top (used here) and bottom lines are likely to be most popular. Several marquees might appear on the same screen! Finally, note that marquees may move very rapidly (for speed reading practice?), and are not limited to text, suggesting several interesting possibilities for unusual graphics.

NEW FROM CYBERIA ★ NEW FROM CYBERIA

ERIA

Mari

A comprehensive accounts receivable and insurance billing system for modern health care offices and clinics



C DESIGNED FOR COMMODORE 8000 SERIES COMPUTERS AND DISK DRIVES

- Help functions are always on-line
- Supports CPT, ICD and RVS medical coding
- Supports open item or balance forward accounting systems
- Interfaces to popular word processing programs
- Multiple terminals may be added with Superbus 4.0
- Multiple disk drives may be used—no limit on number of patients or accounts

- Includes a data base and forms generator to fill out any insurance form
- Includes a computer aided instruction program to train new users

Includes these standard reports:

- A/R aging
- A/R transactions
- General ledger
- Instant cash receipt
- Income analysis by physician
- Doctor referral report
- Patient/account cross reference
- Standard SuperBill insurance form

N NEW FROM CYBERIA ★ NEW FROM CYBERIA



SUPERBUS 4.0 Commodore Computer Networking System

- Up to 18 computers can be interconnected
- Multiple disk drives, printers and other devices may be added to the network
- Sophisticated security system prevents unauthorized use
- WordPro and Wordcraft programs are supported to allow multiple terminal word processing

*WordPro is a trademark of Professional Software, Inc.

CYBERIA

INC. 2330 LINCOLN WAY, AMES, IA 50010 • 515-292-7634

Program 2.

```

0010      .BA $7000
0020      .OS
0500 ;=====
0501 ; GLOBAL VARIABLES
0502 ;=====
0503 ;
0504 ;
0510 ; LINE = ADDRESS OF LEFT END OF
0511 ; THE MESSAGE DISPLAY LINE
0512 ;
0513 LINE      .DE $8000
0514 ;
0520 ; LENGTH = NUMBER OF CHARACTERS
0521 ; PER LINE FOR THIS
0522 ; COMPUTER'S VIDEO DISPLAY
0523 ;
7000- 28 0524 LENGTH      .BY 40
0525 ;
0530 ; END = SYMBOL TO INDICATE
0531 ; THE END OF THE MESSAGE
0532 ; ( ASCII NUL )
0533 ;
7001- 00 0534 END      .BY 00
0535 ;
0540 ; RATE = NUMBER OF 1/60'THS SECONDS
0541 ; TO ELAPSE BETWEEN DIS-
0542 ; PLAY UPDATES.
0543 ;
7002- 05 0544 RATE      .BY 5
0545 ;
0550 ; IRQVEC = ADDRESS WHERE THE
0551 ; COMPUTER STORES THE
0552 ; ADDRESS OF ITS INTERRUPT
0553 ; SERVICE ROUTINE.
0554 ;
0556 IRQVEC    .DE $90
0557 ;
0560 ; OLDIRQ = BUFFER FOR STORING THE
0561 ; COMPUTER'S NORMAL
0562 ; NORMAL INTERRUPT SERVICE
0563 ; ROUTINE.
0564 ;
7003- 00 00 0565 OLDIRQ      .BY 0 0
0566 ;
0570 ; POINTR = PAGE ZERO POINTER
0571 ; TO THE START OF THE
0572 ; STRING WHICH THE
0573 ; COMPUTER WILL DISPLAY.
0574 ;
0575 POINTR    .DE 0
0576 ;
0580 ; CHAR = COUNT OF CHARACTERS
0581 ; WRITTEN TO THE MARQUEE
0582 ; TO DATE. RESET BY START,
0583 ; UPDATED BY SCROLL, USED
0584 ; BY GETCHAR.
0585 ;
7005- 00 0586 CHAR      .BY 0
0587 ;
0590 ; IRQCNT = COUNT OF INTERRUPT
0591 ; REQUESTS TO BE SKIPPED
0592 ; BEFORE ADVANCING THE
0593 ; MARQUEE. USED ONLY BY
0594 ; IRQSRV.
0595 ;
7006- 00 0597 IRQCNT      .BY 0
0598 ;
0599 ;=====
0600 ; AFTER = COUNT OF CALLS TO 'DONE'
0601 ; 'DONE' APPENDS BLANKS TO
0602 ; THE MARQUEE UNTIL THE
0603 ; ENTIRE MARQUEE IS BLANK.
0604 ; 'DONE' THEN DISABLES THE
0605 ; MARQUEE BE INVOKING
0606 ; 'STOP'.
0607 ;
7007- 00 0608 AFTER      .BY 0
0609 ;
0999 ;-----
1000 ; SCROLL
1001 ;
1002 ; DISPLAY A 'TIMES-SQUARE' STYLE
1003 ; MESSAGE LINE.
1004 ; 'SCROLL' IS CALLED PERIODICALLY
1005 ; BY AN INTERRUPT SERVICE
1006 ; ROUTINE, AND ADVANCES THE
1007 ; DISPLAY ONE NOTCH PER CALL.
1008 ;
1009 ;
1010 ; SCROLL IS NOT USUALLY CALLED
1011 ; BY THE USER.
1012 ;
1013 ; INSTEAD, THE DISPLAY IS TUR'ED ON
1014 ; BY CALLING 'START'.
1015 ;
1016 ; AFTER THE ENTIRE MESSAGE IS
1017 ; DISPLAYED, THE DISPLAY ROUTINE
1018 ; TURNS ITSELF OFF. IT CAN BE
1019 ; DEACTIVATED AT ANY TIME BY
1020 ; CALLING 'OFF'.
1038 ;-----

1039 ;
1140 SCROLL
1150 ;
1160 ; LDY #1 ; LEFT-MOST CHARACTER
1170 ;
1180 SCROLL1
1190 LDA LINE,Y
1200 STA LINE-1,Y
1210 INY
1220 CPY LENGTH ; MOVED ENTIRE LINE ?
1230 BNE SCROLL1 ; REPEAT 'TIL DONE
1260 ;
1270 ; GET THE NEXT CHARACTER
1271 ; TO BE DISPLAYED
1272 ;
7016- 20 41 70 1280 JSR GETCHAR
1290 ;
1291 ; GETCHAR RETURNS THE NEXT CHARAC-
1292 ; TER IN A AND THE TOTAL NUMBER
1293 ; OF CHARACTER DISPLAYED SO FAR
1294 ; IN Y.
1295 ;
1296 ; NOW WE CHECK FOR THE END OF
1297 ; THE MESSAGE, WHICH HAPPENS
1298 ; AFTER THEN 'END' CHARACTER
1299 ; OR AFTER 256 CHARACTER HAVE
1300 ; BEEN DISPLAYED.
1301 ;
7019- CD 01 70 1304 CMP END
701C- F0 0F 1310 BEQ DONE
1312 ;
701E- C0 FF 1320 CPY #FF
7020- F0 0B 1322 BEQ DONE
1324 ;
1330 ; UPDATE AND SAVE CHARACTER POINTER
1330 ;
7022- C0 1340 INY
7023- 8C 05 70 1350 STY CHAR
1360 ;
1370 ; PUT THE NEXT CHARACTER ON SCREEN
1370 ;
7026- AC 00 70 1380 LDY LENGTH
7029- 99 FF 7F 1400 STA LINE-1,Y
1410 ;
702C- 60 1470 RTS
1500 ;-----
1501 ; DONE
1502 ;-----
1503 ;
1520 DONE
1530 LDY LENGTH ; END OF LINE
702D- AC 00 70 1540 LDA #20 ; BLANK
7030- A9 20 1540 STA LINE-1,Y
1560 ;
1561 ; INCREMENT AFTER
1562 ; QUIT WHEN AFTER>LENGTH
1563 ;
7035- EE 07 70 1570 INC AFTER
7038- AD 07 70 1580 LDA AFTER
703B- CD 00 70 1590 CMP LENGTH
703E- B0 30 1600 BCS STOP
1610 ;
7040- 60 1620 RTS
1800 ;-----
1801 ; GETCHAR
1802 ;-----
1803 ;
1804 ; GET NEXT CHARACTER FROM
1805 ; MESSAGE STRING
1806 ;
1807 ; RETURNS THE CHARACTER IN A
1808 ; AND THE TOTAL CHARACTER COUNT
1809 ; IN Y.
1810 ;
7041- AC 05 70 1830 GETCHAR LDY CHAR
7044- B1 00 1840 LDA (POINTR),Y
1850 ;
1851 ; THE FOLLOWING CONVERSION APPLIES
1852 ; ONLY TO THE Commodore PET.
1853 ; IT TRANSLATES ASCII STRINGS INTO
1854 ; THE PET'S "SCREEN CODE"
1856 ;
1860 ;
7046- 29 BF 1870 AND #BF
1870 ;
7048- 60 1880 RTS
3000 ;-----
3001 ; START
3002 ;-----
3003 ;
3004 ; SET UP A NEW MESSAGE TO BE
3005 ; SCROLLED ACROSS THE SCREEN.
3006 ;
3007 ; THE FOLLOWING REGISTERS MUST
3008 ; BE LOADED BEFORE CALLING START
3009 ;
3010 ; A : LSB OF STRING ADDRESS
3011 ; X : MSB OF STRING ADDRESS
3012 ;
3013 ;
3014 ; THE DISPLAY WILL PROCEED
3015 ; AUTOMATICALLY UNTIL THE
3016 ; END-OF-MESSAGE CHARACTER
3017 ; (STORED IN 'END') IS FOUND.
3018 ; AFTER THE COMPLETE MESSAGE HAS
3019 ; BEEN DISPLAYED, THE DISPLAY
3020 ; WILL TURN ITSELF OFF.
3021 ; THE DISPLAY CAN BE DISABLED

```

SYSRES™

THE ULTIMATE RESIDENT PROGRAM MANIPULATION SYSTEM FOR PET™/CBM™ MICROCOMPUTERS

SYSRES™ EXTENDED DOS SUPPORT COMMANDS

@ (type "N" keyboard)
 ← (type "B" keyboard)
 ! (original keyboard)
 > (for 'wedge' users)

These commands may be used interchangeably, to perform the following dos support functions.

Disk	Printer	Tape	Directory	Modes	Command	Function
x				3	@	Display disk status / send command
x					@N	Format (header) a new diskette
x					@I	Force initialize diskette
x					@V	Validate diskette (collect)
x					@D	Duplicate diskette
x			x	4	@C	Copy or concatenate disk file(s)*
x					@R	Rename file
x			x	3	@S	Scratch file(s)*
x					@\$	List directory**
x					@U:	Reset disk drive
x	x	x	x	6	@L	List disk file or BASIC program**

Note: Some of the disk utility command set may also be used, if an appropriate direct access channel has been opened.

* Standard command with added options.
 ** Added disk command.

JUST A FEW OF THE FEATURES OF SYSRES™

- Fast up/down scrolling which works!
- Advanced repeat-key routine!
- Re-define any or all keys as any keyword (full or short form) or as any string up to 255 characters long!
- Auto line numbering which can feed a string of up to 127 characters as well!
- Extended DOS support (requires DOS 2A or greater)!
- Never enter another file name! All file commands work from the directory!
- Supports multiple disk drives!
- List BASIC programs, sequential and relative files without loading them into memory!
- TRUE PROGRAM MERGE (overlay). Supports subroutine libraries!
- Load and run machine language programs with parameter passing!
- Supports multiple printers!
- Automatic printer output with paging plus formatted listings with full ASCII code conversion including cursor control and special characters for non-CBM™ printers!
- Edit text files and assembler source code without leaving BASIC!
- Renumber part of a program or even change the order of lines!
- Over 700 FIND/CHANGE commands including variable names ("A\$" will not match "BA\$"), pattern matching with "wild-cards", and even commands to remove spaces and REM's!
- Three TRACE modes including trace variables!
- Does not affect BASIC program operation!
- One AUTO-BOOT DISKETTE works for ALL PET™ or CBM™ computers (BASIC 2.0 or greater with at least 16k of RAM). SYSRES™ requires NO ROM SPACE or extra boards, so you can take it with you if you want to use another computer. It may be put above the screen if you have RAM there. It boots automatically without disturbing any program in RAM!
- Diskette and Extensive Manual - only \$75 (cdn) Documented Source Code (YES!) - \$150 (cdn) Custom versions are available for unique systems!

Dealer enquiries are welcome.



SYSRES™ EXTENDED EDITOR COMMANDS

Disk	Printer	Tape	Directory	Modes	Command	Function
x			x	4	/	Quick load from disk
x			x	4	↑	Quick load from disk with auto run
x			x	2	APPEND	Append from disk to end of current program
				4	AUTO	Auto line number (allows header)
x			x	3	BLOAD	Load machine language (binary) file
x			x	3	BRUN	Load and execute machine language program
	x			776	CHANGE	Change pattern to another pattern
				2	CLOSE	Close one or all files
				1	CMD	Set output to file (does not send "READY.")
	x			4	DELETE	Delete a range of lines from program
				1	DUMP	Dump all scalar variables to screen or file
x			x	2	EXEC	Execute a file as keyboard commands
	x			240	FIND	Find occurrences of a pattern
x		x	x	3	GET	Read a sequential file into editor
				7	KEY	Define a key as a special function
				1	KEYS	Turn key functions on
				1	KILL	Disable SYSRES™
				1	KILL*	Disable SYSRES™ and unreserve memory
	x			10	LIST	Improved BASIC LIST command
x		x	x	3	LOAD	Defaults to disk drive
x			x	2	MERGE	Merge from disk into current program
	x			1	MON	Break to current machine language monitor
				1	OLD	Restore program after "NEW"
x	x	x	x	24	PUT	Send program to disk as text file
				6	RENUMBER	Renumber all or part of program
				2	RUN	Run current program, ignores screen garbage
x		x	x	3	SAVE	Defaults to disk drive, allows replace
x		x		1	SETD	Set disk device #, allows multiple drives
	x			4	SETP	Set printer channel, format mode, paging
				4	TRACE	Select 1 of 3 trace/step modes and speed
x		x	x	3	VERIFY	Compare current program against disk/tape
				1	WHY	Print position of last error
				1	WHY?	List line of break or error
x	x				*	Send output to printer
	x			1	#	Display current version of SYSRES™



CANSOFT DATA INC.
 MICROCOMPUTER SERVICES

PROGRAMMING * CONSULTING * DESIGNING * EVALUATING

BOX 76752, STN. S, VANCOUVER, B.C. V5R 5S7 TEL: (604) 437-6667

```

3022 ; BY CALLING 'STOP' AT ANY TIME.
3023 ;
3024 ; -----
3025 ;
3026 START
3027 ; STORE THE STRING'S ADDRESS
3028 ;
7049- 8D 00 00 3030          STA POINTR
704C- 8E 01 00 3040          STX POINTR+1
3050 ;
3051 ; RESET 'AFTER' AND 'CHAR'
3052 ;
704F-  A9 00          3060          LDA #0
7051-  8D 07 70      3070          STA AFTER
7054-  8D 05 70      3072          STA CHAR
3080 ;
3081 ; SAVE OLD IRQ SERVICE VECTOR
3082 ;
7057-  AD 90 00      3090          LDA IRQVEC
705A-  8D 03 70      3100          STA OLDIRQ
705D-  AD 91 00      3110          LDA IRQVEC+1
7060-  8D 04 70      3120          STA OLDIRQ+1
3130 ;
3131 ; SET UP NEW IRQ VECTOR
3132 ;
7063-  78          3138          SEI
7064-  A9 7F          3140          LDA #L,IRQSRV
7066-  8D 90 00      3150          STA IRQVEC
7069-  A9 70          3160          LDA #H,IRQSRV
706B-  8D 91 00      3170          STA IRQVEC+1
706E-  58          3180          CLI
3190 ;
706F-  60          3200          RTS
3500 ; -----
3501 ; STOP
3502 ; -----
3503 ;
3504 ; DISABLE THE AUTOMATIC MESSAGE
3505 ; DISPLAY.
3506 ;
3507 ; STOP CAN BE CALLED DIRECTLY BY
3508 ; THE USER. IT IS ALSO INVOKED
3509 ; BY 'DONE' WHEN THE COMPLETE
3510 ; MESSAGE HAS BEEN DISPLAYED.
3511 ;
3520 STOP
3521 ;
3522 ; RESTORE THE ORIGINAL IRQ VECTOR
3523 ;
7070-  78          3530          SEI
7071-  AD 03 70      3540          LDA OLDIRQ
7074-  8D 90 00      3542          STA IRQVEC
7077-  AD 04 70      3550          LDA OLDIRQ+1
707A-  8D 91 00      3552          STA IRQVEC+1
707D-  58          3560          CLI
3570 ;
707E-  60          3580          RTS
4000 ; -----
4001 ; IRQSRV
4002 ; -----
4003 ;
4004 ; THIS ROUTINE IS CALLED WHENEVER
4005 ;
4006 ; A) THE PET TIMER CREATES AN
4007 ; INTERRUPT REQUEST
4008 ;
4009 ; B) THE MESSAGE ROUTINE HAS
4010 ; BEEN ENABLED BY CALLING
4011 ; 'START', AND HAS NOT
4012 ; YET BEEN DISABLED BY
4013 ; CALLING 'STOP'.
4014 ;
4015 ; THE PET TIMER REQUESTS AN
4016 ; INTERRUPT 60 TIMES PER SECOND.
4017 ;
4022 ; -----
4023 ;
4029 ; -----
4030 ;
4031 IRQSRV
4040          DEC IRQCNT
7082-  10 09      4050          BPL NORMAL
4060 ;
4061 ; CALL DISPLAY UPDATE
4062 ;
7084-  20 08 70      4070          JSR SCROLL
4080 ;
4081 ; RESET IRQ COUNTER
4082 ;
7087-  AD 02 70      4090          LDA RATE
708A-  8D 06 70      4100          STA IRQCNT
4110 ;
4120 ; EXIT THROUGH THE STANDARD
4121 ; INTERRUPT SERVICE ROUTINE, WHOSE
4122 ; ADDRESS IS STORED IN 'OLDIRQ'.
4123 ;
4130 ;
708D-  6C 03 70      4140 NORMAL    JMP (OLDIRQ)
5000 ; -----
5001 ; SAMPLE PROGRAM
5002 ; -----
5003 ;
5005 ;
5006 TEST
5007 ; LOAD THE ADDRESS OF THE MESSAGE
5008 ; TO BE DISPLAYED INTO THE X AND
5009 ; A REGISTER.
5010 ;
7090-  A2 70          5012          LDX #H.STRING
7092-  A9 98          5020          LDA #L.STRING
5022 ;
5030 ;
5031 ; CALL 'START' TO BEGIN DISPLAY
5032 ;
7094-  20 49 70      5040          JSR START
5050 ;
7097-  60          5110          RTS
9000 ; -----
9001 ;
9002 ; STRING = SAMPLE STRING FOR
9003 ; TEST PROGRAM.
9004 ;
9005 ; -----
9006 ;
9010 STRING      .BY 'MARQUEE DISPLAYS ARE '
7098-  4D 41 52      709B-  51 55 45
709E-  45 20 44      70A1-  49 53 50
70A4-  4C 41 59      70A7-  53 20 41
70AA-  52 45 20      70AD-  45 41 53
70B0-  59 20 54      70B3-  4F 20 50
70B6-  52 4F 47      70B9-  52 41 4D
70BC-  20 41 4E      70BF-  44 20
70C1-  43 4F 4E      70C4-  56 45 4E
70C7-  49 45 4E      70CA-  54 20 46
70CD-  4F 52 20      70D0-  54 48 45
70D3-  20 55 53      70D6-  45 52 2E
70D9-  20 20
70DB-  54 48 45      70DE-  59 20 41
70E1-  4C 4C 4F      70E4-  57 20 4C
70E7-  4F 54 53      70EA-  20 4F 46
70ED-  20 49 4E      70F0-  46 4F 52
70F3-  4D 41 54      70F6-  49 4F 4E
70F9-  20 54 4F      70FC-  20 42 45
70FF-  20 44 49      7102-  53 50 4C
7105-  41 59 45      7108-  44 20 49
710B-  4E 20
710D-  41 20 53      7110-  4D 41 4C
7113-  4C 20 53      7116-  43 52 45
7119-  45 4E 20      711C-  41 52 45
711F-  41 2E 00
9999          .EN

```

LABEL FILE: [/ = EXTERNAL]

```

/LINE=8000          LENGTH=7000          END=7001
RATE=7002          /IRQVEC=0090        OLDIRQ=7003
/POINTR=0000       CHAR=7005          IRQCNT=7006
AFTER=7007         SCROLL=7008         SCROLL1=7008
DONE=702D          GETCHAR=7041       START=7049
STOP=7070         IRQSRV=707F        NORMAL=708D
TEST=7090         STRING=7098
//0000,7122,7122

```

Using your computer in an interesting application? Write it up for other **COMPUTE!** readers to use.

DR. DALEY Introduces...

THE WIZ

Data Management System

THE WIZ is here!!!

THE WIZ, a system powerful enough to manage most of your data storage and manipulation needs - yet is easy to use. A system we are so sure of that we have an offer you can't resist. First though, let's take a look at a few of the many features of this program.

Feature	Benefit
1. ON-LINE help	At your fingertips is the equivalent of a 60 page manual. At any time the computer is waiting for a response from you, you may press the 'h' key or type 'help'. THE WIZ will then provide you with an explanation of the function you are working with.
2. Plotting capability	This is a feature unique to THE WIZ. It can produce a bar graph with up to 18 bars or a histogram with up to 100 points plotted. Graphically presented data is easy to interpret.
3. Wordpro interface	This option is standard with THE WIZ. With many of the competing data managers, if available, it is an extra cost option.
4. Read a sequential file	You may reorganize your files or even read sequential files generated by other data management systems.
5. Search for keywords	Here you can search for a word in ANY field in your record. It can even ignore differences due to upper case and lower case characters.
6. Constants in data entry	You may store up to three separate sets of constant fields. Each set can have as many fields as you like filled with information. Then two keystrokes will call the appropriate set.

And there is more. There is not room enough to tell you all the features in a one page ad!

SPECIAL OFFER

You will like our system. In fact we are so convinced of this, that we are going to pay you to try it! If you have another commercially available data management program, you can receive TRADE-IN credit for your purchase of THE WIZ. Call us on our toll free number (800) 548-3289 for our offer on your present system. Remember that this offer expires March 15, 1982.

DR. DALEY'S SOFTWARE

Water St. Darby, MT. 59829

(800) 548-3289 (for Orders & Information)

(406) 821-3924 (Montana and technical assistance)

Call between 9 a.m. and 6 p.m. Mountain time Monday through Friday



THE MANAGER

The first truly user-friendly Database Management System available at reasonable cost.

This suite of programs is ideally suited for both the businessman and programmer, for use with the CBM 8032.



For the Business User

- Uses Menu Options - no programming experience needed.
- Lets you enter data in the form you wish, then lets you recall it using any search criteria.
- Performs predefined calculations on the record in realtime as record is displayed on the screen.
- Reports can be produced using any search criteria and/or arithmetic functions.
- Useful applications can be developed quickly.

Typical Applications include -

- Inventory Control
- Mailing Lists
- Accounting systems
- Personnel
- Costing
- Gathering test data
- Budgeting
- Scheduling
- Examples of use included on disk supplied.

As Programmers Tool

- Uses standard PET ASCII files.
- Software interface is in Basic and available to the programmer.
- No special disk formatting so that word processing or other programs can be stored on the same disk.
- No ROM Based Security thus no need to open CPU.
- Fast 'n' key Sort/Merge included.
- Full realtime intra & inter record arithmetic performed on the screen as record is displayed.
- Professional software support including unique security available.

TRY IT!
IF YOU ARE
NOT SATISFIED WITHIN 30 DAYS
WE WILL RETURN YOUR MONEY

\$250.00



CANADIAN MICRO
DISTRIBUTORS LTD.

365 Main St., Milton, Ontario L9T 1P7
416 878-7277

DISTRIBUTORS OF:
MUPET • DOUBLE-MUPET • SPOOLER
THE MANAGER • I/O PRODUCTS

Disk Disassembler

George H. Watson, Jr.
Physics Dept.
University of Delaware
Newark, DE

Editor's Note: This program works on either BASIC 3.0 or 4.0 and any 2040 DOS. It uses a printer. On some systems, the question "SKIP BASIC?" should be answered "NO" even though the program under disassembly is entirely in machine language.

There are several fine disassemblers available (in BASIC and in machine language) which disassemble programs while they reside in PET memory. Problems arise though when the program to be disassembled normally resides in the same memory space allocated to the disassembler. By relocating the disassembler (moving it to different memory space) it may still be used, although with a bit more difficulty. This problem may be circumvented by using a disassembler which does not require the program to be in PET memory. Instead, the program can be disassembled directly from the diskette on which it is stored by transferring the machine code byte-by-byte (reading the program) and translating into mnemonics, but not storing the bytes in memory.

A computer program is a set of instructions which are stored in the computer's memory in the form of bytes (8-bit words). A machine language program is a set of bytes which the microprocessor in your computer understands directly. On the other hand, a BASIC program consists of bytes which represent the various BASIC statements. When you RUN a BASIC program, each byte is interpreted and the microprocessor acts according to machine language subroutines which exist in the computer's ROMs. When you LIST a BASIC program, the operating system of your computer translates the bytes into BASIC statements, which are then displayed on the screen. Unfortunately no such LIST command is available for machine language programs on the PET microcomputer. But something is available which will translate the bytes into a form more understandable to a human. By allowing a disassembler to operate on the machine code, the program will be "LISTED" as 6502 microprocessor mnemonics, the heart of every PET.

DISK DISASSEMBLER opens a file to be read (the program to be disassembled) in the disk drive. The first two bytes which are read will contain the address at which the file is normally loaded into PET memory. The remaining bytes to be read comprise the program. All bytes will be translated into mnemonics until an end-of-file marker is detected (through the error word, ST), at which point the disassembly is finished.

Many programs which you may be interested in disassembling will be a combination of BASIC and machine code. DISK DISASSEMBLER handles the case where the machine code follows the BASIC program. All bytes are skipped over until three consecutive zeroes are detected which indicates the end of the BASIC program. All subsequent bytes will be disassembled.

As much as possible, I have attempted to make the output resemble the source code used by assemblers. (Source code for an assembler consists of the mnemonics for the microprocessor which the assembler converts into machine code.) One major benefit of an assembler is its ability to represent addresses with labels. Thus the machine language programmer is not required to calculate relative addresses needed for conditional branches — a tedious chore. DISK DISASSEMBLER does not provide the option of inputting labels (too time-consuming) but relative branches ARE converted to absolute branches, which makes understanding the disassembly easier.

DIS TEST is a compilation of all legal opcodes (instructions) available to the 6502 microprocessor. When disassembled, an alphabetical listing of the mnemonics along with their addressing modes will be printed out. If there are errors in the mnemonics or addressing modes, carefully check the DATA statements in lines 9000-9155. If the relative branches are wrong, check lines 670-675. Check all lines containing the address counter, AD, if the memory locations in the first column are incorrect.

Try DISK DISASSEMBLER on your favorite game or utility. You can learn much about machine language programming by studying the tricks used by others. You may also be able to learn more about the routines available in the PET's ROMs by examining how other programmers use them.

One option available in DISK DISASSEMBLER is the ability to change a legal opcode to an illegal opcode. Why do this? Some programs which you may disassemble use a legal opcode (unused otherwise) as filler between subroutines. I suppose this is to thwart disassembly since a simple NOP would also do the job. You may overcome this limitation by making the opcode illegal. How? Find the mnemonic in the DATA statement; make sure you find the one with the correct addressing

mode. Now simply replace the number immediately following the mnemonic with a zero.

DISK DISASSEMBLER was written on a 32K PET (3.0) with 2040 disk drive. The program as written is slightly less than 7K in length, while variables, arrays, and strings require slightly less than 8K, so the program will run on a 16K PET; remove the REM statements if there is a problem. DISK DISASSEMBLER will also run on 4.0 PETs and with the new disk drive ROMs. For readers not inclined to type in long programs, contact me at the above address and I will provide tape copies at \$3 each. (Include SASE, mailer, and tape.) Happy disassembling!

Speeding up BASIC

Some notes on DISK DISASSEMBLER:

1. Most frequently-used subroutines and the working part of the program should be placed at the beginning of the program (lower line numbers). When a GOSUB or GOTO is executed, BASIC begins at the first line of the program and compares each following line number until a match is obtained with the desired line number. Thus fewer line numbers need to be scanned for subroutines which are placed at the beginning. Disadvantage: a program may seem less structured.
2. Variables should be dimensioned as in lines 2000-2020 and the most-used variables should be initialized first. Similar to 1), when a variable is encountered, BASIC begins at the first variable in the table of variables and compares each following variable with the desired vari-

able until a match is made. Dummy variables (constantly changing value and heavily used in subroutines) are good candidates for the first positions in the table. The variables should then be used as often as permitted.

3. When possible, use arrays of constants in place of conversions made with time-consuming subroutines. The biggest timesaving in DISK DISASSEMBLER was made by using an array of 256 hex characters, HG\$(), in place of a subroutine which converted the decimal value of a byte to the hex value. Disadvantage: more memory consumed.

4. Use IF FG THEN ... rather than IF FG<>0 THEN ... and IF ST=64 THEN ... rather than IF ST<>64 THEN ... The branch will be made if the argument of the IF .. THEN .. is nonzero.

5. Replace numbers with defined variables. In lines 300 and 400, B = 256. Time is saved since the conversion of the number 256 into the representation used by BASIC need not be done over and over; it was done once at initialization. Disadvantage: larger variable table.

I would also like to mention two shorthand tricks which are available.

6. Since any statement following a GOTO or RETURN on the same line is never executed, a remark may be placed there with no time lost and with no REM statement. See lines 10 and 100.

7. When DATA statements are read, if all that is seen is another comma (no data), then a variable is read to be zero and a string is read to be null.

Program 1.

```

10 GOTO1000:
100 IFST=64THENRETURN:
110 FG=1:RETURN
200 GET#5,D$:GOSUB100:IFD$=""THENEND=0:D$="00":RETURN:*BYTE GET & CONVERSION*
210 D=ASC(D$):D$=H$(D):RETURN
300 A%=AD/B:AD$=H$(A%)+H$(AD-A%*B):RETURN:
400 A%=D/B:C$=H$(A%)+H$(D-A%*B):RETURN:
490 TI$="000000":REM
500 IFFGTHENRETURN:
510 GOSUB200:ONB%(D)GOTO540,600,700:REM
520 REM
530 D$=D$+"*":M$="":GOTO550:
540 M$=M$(D):REM
550 PRINT#4,AD$ " "D$ " " ,M$
560 AD=AD+1:GOSUB300:GOTO500
590 REM
600 B1=D:B1$=D$:M$=M$(D)+" ":GOSUB200:REM
605 ONA%(B1)GOTO610,620,630,640,650,660,670:
610 M$=M$+"# $"+D$:GOTO680:
620 M$=M$+"* $"+D$:GOTO680:
630 M$=M$+"($"+D$+" ,X) ":GOTO680:
***** COMMENTS *****
*CHECK FOR END-OF-FILE*
*ADDRESS CONVERSION*
*DECIMAL -> 4-DIGIT HEX*
*BEGIN DISASSEMBLY*
CHECK END-OF-FILE FLAG
GET 1ST BYTE & BRANCH
*1-BYTE INSTRUCTION*
-ILLEGAL OPCODE
-ACCUMULATOR, IMPLIED
*2-BYTE INSTRUCTION*
GET 2ND BYTE
ADDRESSING MODE
-IMMEDIATE
-ZERO PAGE
-INDEXED INDIRECT

```

**NEW
PRODUCT**

JUST PLUG IT IN

- No soldering • No messy wires

SOFTWARE SELECTABLE

1. Software select one of two operating systems.
(BASIC 2.0/BASIC 4.0)
2. Software select utility ROMs at conflicting addresses.

\$150⁰⁰



Master Charge and
VISA accepted.



SWARM-100



For 24 Pin ROM Machines Only.

BATTERIES INCLUDED

Village by the Grange
71 McCaul Street
Toronto, Ontario
Canada M5T 2X1
(416) 596-1405

PIE-C

PET/CBM* IEEE-488 TO PARALLEL PRINTERS By LemData Products



P.I.E.-C MEANS—Professional design, Indispensable features, Excellent quality and Cost effectiveness. You can't buy a better parallel interface for your PET/CBM.

Our P.I.E.-C will interface your PET/CBM through the IEEE-488 bus to

the NEC Spinwriter, the C. Itoh Starwriter, printers by Centronics, Epson, Anadex, Escon Products, the Paper Tigers by IDS, the MILOT by Watanabe, the DIP printers, the AJ-841, the OKIDATA printers, plus ALL OTHER parallel ASCII printers.

Assembled with custom case, CBM-TO-ASCII code converter and appropriate cable, the **P.I.E.-C** is only \$129.95 (+ \$5 S&H). Md. Res. +5% tax. Specify printer and CBM models.

LemData Products, P.O. Box 1080, Columbia, Md. 21044 Phone (301) 730-3257


*PET/CBM are trademarks of Commodore Business Machines

(Dealer Inquiries Invited)

```

640 M$=M$+"($"+D$+"),Y":GOTO680: -INDIRECT INDEXED
650 M$=M$+"* $"+D$+",X":GOTO680: -ZERO PAGE INDEXED BY X
660 M$=M$+"* $"+D$+",Y":GOTO680: -ZERO PAGE INDEXED BY Y
670 IFD<128THEND=AD+D+2:GOTO675: -RELATIVE -> ABSOLUTE
672 D=AD+D-254
675 GOSUB400:M$=M$+"TO $"+C$
680 PRINT#4,AD$ "B1$ "D$ " ,M$
690 AD=AD+2:GOSUB300:GOTO500
695 REM
700 B1=D:B1$=D$:GOSUB200:B2$=D$:GOSUB200:REM *3-BYTE INSTRUCTION*
710 M$=M$(B1)+" $"+D$+B2$ GET 2ND & 3RD BYTES
720 ONA%(B1)GOTO760,730,740,750: ADDRESSING MODE
730 M$=M$+",X":GOTO760: -ABSOLUTE INDEXED BY X
740 M$=M$+",Y":GOTO760: -ABSOLUTE INDEXED BY Y
750 M$=LEFT$(M$,4)+"($"+D$+B2$+"):REM -INDIRECT
760 PRINT#4,AD$ "B1$ "B2$ "D$,M$:REM -ABSOLUTE
770 AD=AD+3:GOSUB300:GOTO500
780 :
1000 GOSUB2000:REM INITIALIZE *BEGIN EXECUTION*
1100 GOSUB2100:REM SELECT PRINTER
1200 GOSUB2200:REM SELECT FILE
1300 GOSUB2300:REM OPEN FILE
1350 IFFETHEN1200: DISK ERROR
1400 GOSUB2400:REM GET LOAD ADDRESS
1500 GOSUB2500:REM SKIP BASIC
1600 GOSUB490: REM DISASSEMBLE FILE
1700 GOSUB2600:REM STOP?
1800 GOTOL100: REM REPEAT
1900 :
2000 DIMD,D$,AD,A%,B,B1,FG,C$,J:B=256:REM *INITIALIZATION*
2010 DIMAD$,M$,B1$,B2$,DR$,FL$,FY,FP
2020 DIMDV,FD,DA$,FE,EN,EN$,EM$,ES$,ET$
2030 DIMD$(15),H$(255),M$(255),B%(255),A%(255),C$(13)
2040 FORJ=0TO15:READD$(J):NEXT:REM FILL ARRAYS
2050 FORJ=0TO13:READC$(J):NEXT
2060 PRINT"ââ">"C$(0)C$(10):PRINT"â"â"C$(11):PRINT"â"â"C$(12)
2070 FORJ=0TO15:FORD=0TO15:H$(J*16+D)=D$(J)+D$(D):NEXT:NEXT
2080 FORJ=0TO255:READM$(J),B%(J),A%(J):NEXT:RETURN
2090 :
2100 IFFPTHENRETURN: *OPEN PRINTER*
2110 D=1:GOSUB6000:DV=A%:IFDV<3ORDV>30THEN2110
2120 FP=1:CLOSE4:OPEN4,DV:IFDV-3THENPRINT#4
2130 IFFDTHENRETURN: ENTER DATE
2140 D=2:GOSUB6000:DA$=D$:FD=1:RETURN
2150 :
2200 D=3:GOSUB6000:DR$=D$:IFA%ANDA%-1THEN2200:REM *SELECT FILE*
2210 D=4:GOSUB6000:FL$=D$:IFDV=4ORDV=3THENPRINT#4,"â
2220 PRINT#4,FL$,,DA$:PRINT#4:PRINT#4:RETURN
2230 :
2300 CLOSE15:CLOSE5:REM *INITIALIZE DISK DRIVE*
2310 OPEN15,8,15,"I"+DR$:GOSUB7000:IFFETHENRETURN: OPEN COMMAND CHANNEL
2320 OPEN5,8,5,DR$+": "+FL$+",P,R":GOSUB7000:REM OPEN FILE FOR READ
2330 RETURN
2340 :
2400 GOSUB200:AD=D:AD$=D$:REM *GET LOAD ADDRESS*
2410 GOSUB200:AD=AD+D*B:AD$=D$+AD$:RETURN
2420 :
2500 PRINT"â":D=5:GOSUB6000:IFFY=0THEN2570: *SKIP BASIC*
2510 IFFY-1THEN2500
2520 PRINTC$(0)C$(6):J=0:REM CHECK FOR 3 ZEROES
2530 GET#5,D$:IFD$THENJ=J+1:GOTO2530

```



A Wooden Computer?

Not from Commodore!

So why should the desk look like wood? A pleasant cream and charcoal trimmed desk looks so much better with Commodore systems. One look and you'll see. Interlink desks are right. By design.

The specifications only confirm the obvious:

- Cream and charcoal color beautifully matches the Commodore hardware and blends with your decor.
- An ideal 710 mm (28") keyboard height yet no bumping knees because a clever cutout recesses the computer into the desk-top.
- High pressure laminate on both sides of a solid core for lasting beauty and strength.
- Electrostatically applied baked enamel finish on welded steel legs—no cheap lacquer job here.
- T-molding and rounded corners make a handsome finish on a durable edge that won't chip.
- Knocked down for safe, inexpensive shipment.
- Patented slip joints for quick easy assembly.
- Leveling glides for uneven floors.
- Room enough for a Commodore printer on the desk, yet fits into nearly any den or office niche—H: 660 mm (26") W: 1170 mm (46") D: 660 mm (26").
- Matching printer stand available with slot for bottom feeding.

Price: \$299

In short, as Commodore dealers, we won't settle for anything that looks good only in the catalog! Our customers won't let us. They don't buy pictures. And neither should you. This is why we will let you use one of our desks for a week and then decide. If for any reason you don't like it, just return it in good condition for a cheerful refund.

If your Commodore dealer doesn't carry our desks yet, send a check for \$299 and we will ship your desk freight paid!

Name _____
 Address _____
 City _____ St _____ Zip _____

Interlink, Inc., Box 134, Berrien Springs, MI 49103
 Master Charge and Visa welcome. Call our order line:
 616-473-3103

Every PET Needs a Friend.



CURSOR is the best friend your Commodore PET will ever have. Since July, 1978 we have published 150 of the most user-friendly programs for the PET available anywhere. When we write or edit a program, we spend lots of time fussing about how it will treat you. We pay attention to lots of little things that help make using a computer a pleasure instead of a pain.

Naturally, **CURSOR** programs are technically excellent. Each program that we purchase is extensively edited or re-written by a professional programmer. But *imagination* is just as important as being user-friendly and technically good! We delight in bringing you off-beat, unusual programs that "show off" the abilities of your PET or CBM.

CURSOR is user-friendly, technically great and full of imaginative programs. And every issue of **CURSOR** is still available! We continue to upgrade previously published programs so that they'll work on the three varieties of Commodore ROM's (Old, New, and 4.0). New issues also work on the 80 column CBM.

For only \$4.95 you can buy a sample issue and judge for yourself. Or send \$18 for a four-issue subscription. Each **CURSOR** comes to you as a C-30 cassette with five programs and a graphic Front Cover, ready to LOAD and RUN on your PET.

Who knows? After your PET meets **CURSOR**, things may never be the same!

AUTHORIZED DISTRIBUTORS:

Great Britain
AUDIOGENIC, Ltd.
 P.O. Box 88
 Reading, Berkshire

Holland
COPYTRONICS
 Bergemeester
 Van Suchtelenstraat 46
 7413 XP Deventer

Japan
SYSTEMS FORMULATE CORP.
 Shin-Makicho Bldg. 1-8-17
 Yaesu, Chuo-ku, Tokyo 103

Australasia
**MICROCOMPUTER
 HOUSE, LTD.**
 133 Regent Street
 Chippendale, Sydney
 N.S.W. Australia 2008

THE CODE WORKS

Box 550
 Goleta, CA 93116
 805-683-1585

```

2540 GET#5,D$:IFD$THENJ=J+2:GOTO2530
2550 GET#5,D$:IFD$THENJ=J+3:GOTO2530
2560 AD=AD+J+3:GOSUB300:REM                                FIX ADDRESS
2570 PRINT"Ĥ"C$(0)C$(7)"↕↕":RETURN
2580 :
2600 FG=0:CLOSE5:CLOSE15:PRINTC$(0)INT(TI/6)/10"SEC
2610 D=8:GOSUB6000:IFFY=0THENCLOSE4:END:REM                *DO ANOTHER FILE?*
2620 IFFY-1THEN2610
2630 D=9:GOSUB6000:IFFY=0THENRETURN:REM                    CHANGE PRINTER?
2640 IFFY-1THEN2630
2650 FP=0:RETURN
2660 :
6000 FY=2:PRINTC$(0)C$(D)"<<<";:REM                        *INPUT ROUTINE*
6010 INPUTD$:IFD$="-"THEN6000
6020 A%=VAL(D$):C$=LEFT$(D$,1):IFC$="N"THENFY=0
6030 IFC$="Y"THENFY=1
6040 RETURN
6060 :
7000 FE=0:REM                                              *CHECK FOR DISK ERROR*
7010 INPUT#15,EN$,EM$,ET$,ES$:IFEN$="00"THENRETURN
7020 PRINTC$(0)"┘"C$(13)
7030 PRINTC$(0)EN$,"EM$","ES$","ET$:FE=1:RETURN
7040 :
8000 DATA 0,1,2,3,4,5,6,7,8,9,A,B,C,D,E,F,"↕↕↕↕↕↕↕↕↕↕"
8500 DATA PRINTER DEVICE # 3,DATE (MO/DA/YR) -,DRIVE # 0,FILENAME -
8510 DATA SKIP BASIC PROGRAM N,SKIPPING BASIC ....,DISASSEMBLING ....
8520 DATA DISASSEMBLE ANOTHER FILE N,DIFFERENT PRINTER N,DISK DISASSEMBLER
8530 DATA -BASIC DISASSEMBLER FOR PET DISK FILES-
8540 DATA OUTPUT RESEMBLES ASSEMBLER SOURCE CODE.,DISK ERROR
9000 DATA BRK,1,,ORA,2,3,,,,,,,,,ORA,2,2,ASL,2,2,,,
9005 DATA PHP,1,,ORA,2,1,ASL A,1,,,,,,,,,ORA,3,1,ASL,3,1,,,
9010 DATA BPL,2,7,ORA,2,4,,,,,,,,,ORA,2,5,ASL,2,5,,,
9015 DATA CLC,1,,ORA,3,3,,,,,,,,,ORA,3,2,ASL,3,2,,,
9020 DATA JSR,3,1,AND,2,3,,,,,,,,,BIT,2,2,AND,2,2,ROL,2,2,,,
9025 DATA PLP,1,,AND,2,1,ROL A,1,,,,,BIT,3,1,AND,3,1,ROL,3,1,,,
9030 DATA BMI,2,7,AND,2,4,,,,,,,,,AND,2,5,ROL,2,5,,,
9035 DATA SEC,1,,AND,3,3,,,,,,,,,AND,3,2,ROL,3,2,,,
9040 DATA RTI,1,,EOR,2,3,,,,,,,,,EOR,2,2,LSR,2,2,,,
9045 DATA PHA,1,,EOR,2,1,LSR A,1,,,,,JMP,3,1,EOR,3,1,LSR,3,1,,,
9050 DATA BVC,2,7,EOR,2,4,,,,,,,,,EOR,2,5,LSR,2,5,,,
9055 DATA CLI,1,,EOR,3,3,,,,,,,,,EOR,3,2,LSR,3,2,,,
9060 DATA RTS,1,,ADC,2,3,,,,,,,,,ADC,2,2,ROR,2,2,,,
9065 DATA PLA,1,,ADC,2,1,ROR A,1,,,,,JMP,3,4,ADC,3,1,ROR,3,1,,,
9070 DATA BVS,2,7,ADC,2,4,,,,,,,,,ADC,2,5,ROR,2,5,,,
9075 DATA SEI,1,,ADC,3,3,,,,,,,,,ADC,3,2,ROR,3,2,,,
9080 DATA ,,,STA,2,3,,,,,,,,,STY,2,2,STA,2,2,STX,2,2,,,
9085 DATA DEY,1,,,,,TXA,1,,,,,STY,3,1,STA,3,1,STX,3,1,,,
9090 DATA BCC,2,7,STA,2,4,,,,,,,,,STY,2,5,STA,2,5,STX,2,6,,,
9095 DATA TYA,1,,STA,3,3,TXS,1,,,,,STA,3,2,,4,,,,
9100 DATA LDY,2,1,LDA,2,3,LDX,2,1,,,,,LDY,2,2,LDA,2,2,LDX,2,2,,,
9105 DATA TAY,1,,LDA,2,1,TAX,1,,,,,LDY,3,1,LDA,3,1,LDX,3,1,,,
9110 DATA BCS,2,7,LDA,2,4,,,,,,,,,LDY,2,5,LDA,2,5,LDX,2,6,,,
9115 DATA CLV,1,,LDA,3,3,TSX,1,,,,,LDY,3,2,LDA,3,2,LDX,3,3,,,
9120 DATA CPY,2,1,CMP,2,3,,,,,,,,,CPY,2,2,CMP,2,2,DEC,2,2,,,
9125 DATA INY,1,,CMP,2,1,DEX,1,,,,,CPY,3,1,CMP,3,1,DEC,3,1,,,
9130 DATA BNE,2,7,CMP,2,4,,,,,,,,,CMP,2,5,DEC,2,5,,,
9135 DATA CLD,1,,CMP,3,3,,,,,,,,,CMP,3,2,DEC,3,2,,,
9140 DATA CPX,2,1,SBC,2,3,,,,,,,,,CPX,2,2,SBC,2,2,INC,2,2,,,
9145 DATA INX,1,,SBC,2,1,NOP,1,,,,,CPX,3,1,SBC,3,1,INC,3,1,,,
9150 DATA BEQ,2,7,SBC,2,4,,,,,,,,,SBC,2,5,INC,2,5,,,

```


The SM-KIT is a collection of machine language firmware programming and test aids for BASIC programmers. SM-KIT is a 4K ROM (twice the normal capacity) which you simply insert in a single ROM socket on any BASIC 4 CBM/PET—either 80 column or 40 column. Includes both programming aids and disk handling commands.

ERROR DETECTION: the SM-KIT automatically indicates the erroneous line and statement for any BASIC program error.

LINE NUMBERING: the SM-KIT automatically numbers BASIC statements until you turn the function off.

SCREEN OUTPUT: the commands FIND, DUMP, TRACE and DIRECTORY display on the CRT while you hold the RETURN key (display pauses when the key is released). Continuous output is selected with shift-lock.

OUTPUT CONTROL to DISK or PRINTER: in addition to displaying on the CRT, you can direct output to either disk or printer.

HARDCOPY: allows screen displays to be either printed or stored on disk.

FIND: searches all or any part of a program for text or command strings or variable names. Either exact search or wild card search supported.

RENUMBER: the SM-KIT can renumber all or any part of a program. The selective renumbering allows you to move blocks of code within your program.

VARIABLE DUMP: displays the contents of floating point, integer, and string variables (both simple and array). Can display all variables or any selected variables.

TRACE: SM-KIT can trace program execution either continuously or step by step starting with any line number. Selected program variables can be displayed while tracing.

DISK COMMANDS: as in DOS Support (Universal Wedge), the "shorthand" versions of disk commands may be used for displaying disk directory, initializing, copying, scratching files, load and run, etc.

LOAD: SM-KIT can load all or part of BASIC or machine language programs. It can append to a program in memory, overwrite any part of a program, load starting with any absolute memory location, and load without changing variable pointers.

MERGE: allows merging all or any part of a program on disk with a program in memory.

SAVE and VERIFY: SM-KIT provides one step program save and verification. It also allows you to save any part of a program, or any address range.

SM-KIT

for Commodore Computers

A Programming Productivity Tool



ONLY
\$40

A 4K ROM with both
programming and disk
handling aids.



Developed by (and available in Europe from) SM Softwareverbund-Microcomputer GmbH, Scherbaumstrasse 29, 8000 Munchen 83, Germany

252 Bethlehem Pike
Colmar, PA 18915

215-822-7727 **A B Computers**

WRITE FOR CATALOG.

Add \$1.25 per order for shipping. We pay balance of UPS surface charges on all prepaid orders. Prices listed are on cash discount basis. Regular prices slightly higher.

QUALITY ACCOUNTING SOFTWARE for the CBM COMPUTER

THE GENERAL LEDGER SYSTEM \$150.00

All entries are made via formatted, fill in the blanks, screens. There is a separate check stub format disbursements entry screen and eight digit account numbers to allow sub coding as required. Up to fifty user designated journals are available. All data is verified on input with balance enforced. All journals are available for print at any point in the accounting cycle. Any printout may be printed by department. The general ledger prints: balance forward, full detail of each transaction, total credits, total debits, and end balance for each account. Available reports include: journals, disbursements register, current trial balance, audit trial balance, budget trial balance, income statement, balance sheet, cash flow analysis, and comparison of budget vs. actual amounts for year to date, or the current period.

FUND ACCOUNTING SYSTEM \$200.00

The perfect accounting system for the municipal utility district, and the small city or school district. The system includes all features of the general ledger system with the added ability of printing all reports, and the general

ledger, by fund as well as by department.

CLIENT ACCOUNTING SYSTEM \$200.00

The accounting tool kit for the public accountant. This system includes all features of the general ledger system with the addition of a payroll check stub formatted screen for payroll check input. Also included are: a payroll disbursement register, a 1099 register, 941 reports, and W-2's.

INTERLOCKING MODULES

The following modules are available for any of the general ledger based systems:

Accounts Payable	\$ 75.00
Accounts Receivable	\$ 75.00
Payroll	\$ 75.00
Job Cost Payroll	\$100.00
Utility Billing System	\$100.00

Accounting software may be reviewed at your dealer, or via mail. Full catalog, demo disc, sample operations manual, (please specify which system), and a \$20. credit coupon — only \$20.00

DEALERS! Please Write for Dealers Pack

Expanded Software Catalog Free on Request

BASIC SOFTWARE SERVICE

P.O. BOX 181, LA PORTE, TX., 77571
Phone Area Code 713/ 470-1857

```

9155 DATA SED,1,,SBC,3,3,,,,,,,,,SBC,3,2,INC,3,2,,,
10000 *****
10010 * *
10020 * DISK DISASSEMBLER *
10030 * *
10040 * G.H.WATSON 3/81 *
10050 * *
10060 *****
11000 ----- VARIABLE TABLE -----
11010 J,D DUMMY INDEX/VARIABLE
11020 A% DUMMY INTEGER
11030 D$,C$ DUMMY STRINGS
11040 FG END-OF-FILE FLAG
11050 B1 OPCODE (DEC)
11060 AD,AD$ ADDRESS (DEC,HEX)
11070 M$ INSTRUCTION
11080 B1$,B2$ 1ST & 2ND BYTES OF CODE
11090 DR$,FL$ DRIVE #,FILENAME
11100 DA$ DATE
11110 D$() HEX NUMERALS
11120 H$() HEX FOR BYTES
11130 M$() 6502 MNEMONICS
11140 B%() # BYTES IN INSTRUCTION
11150 A%() ADDRESSING MODE
11160 C$() PRINT STRINGS
11170 EN,EN$ ERROR #
11180 EM$ ERROR MESSAGE
11190 ET$,ES$ ERROR TRACK/SECTOR
11200 FE DISK ERROR FLAG
11210 FP,FD PRINTER/DATE FLAG
11220 FY FLAG FOR YES/NO
11230 DV PRINTER DEVICE #
11240 B CONSTANT = 256
READY.

```

Program 2.

5000	69	00	6D	00	00	65	00	61	50B0	B9	00	00	A2	00	AE	00	00
5008	00	71	00	75	00	7D	00	00	50B8	A6	00	BE	00	00	B6	00	A0
5010	79	00	00	29	00	2D	00	00	50C0	00	AC	00	00	A4	00	B4	00
5018	25	00	21	00	31	00	35	00	50C8	BC	00	00	4E	00	00	46	00
5020	3D	00	00	39	00	00	0E	00	50D0	4A	56	00	5E	00	00	EA	09
5028	00	06	00	0A	16	00	1E	00	50D8	00	0D	00	00	05	00	01	00
5030	00	90	00	B0	01	F0	7F	2C	50E0	11	00	15	00	1D	00	00	19
5038	00	00	24	00	30	80	D0	FE	50E8	00	00	48	08	68	28	2E	00
5040	10	FF	00	50	00	70	00	18	50F0	00	26	00	2A	36	00	3E	00
5048	D8	58	B8	C9	00	CD	00	00	50F8	00	6E	00	00	66	00	6A	76
5050	C5	00	C1	00	D1	00	D5	00	5100	00	7E	00	00	40	60	E9	00
5058	DD	00	00	D9	00	00	E0	00	5108	ED	00	00	E5	00	E1	00	F1
5060	EC	00	00	E4	00	C0	00	CC	5110	00	F5	00	FD	00	00	F9	00
5068	00	00	C4	00	CE	00	00	C6	5118	00	38	F8	78	8D	00	00	85
5070	00	D6	00	DE	00	00	CA	88	5120	00	81	00	91	00	95	00	9D
5078	49	00	4D	00	00	45	00	41	5128	00	00	99	00	00	8E	00	00
5080	00	51	00	55	00	5D	00	00	5130	86	00	96	00	8C	00	00	84
5088	59	00	00	EE	00	00	E6	00	5138	00	94	00	AA	A8	BA	8A	9A
5090	F6	00	FE	00	00	E8	C8	4C	5140	98	AA	AA	AA	AA	AA	AA	AA
5098	00	00	6C	00	00	20	00	00									
50A0	A9	00	AD	00	00	A5	00	A1									
50A8	00	B1	00	B5	00	BD	00	00									

S "DIS TEST",08,5000,5141

BackPack

Standard Features:

- Full power to PET/CBM for a minimum of 15 minutes
- Installs within PET/CBM cabinet
- No wiring changes necessary
- Batteries recharged from PET/CBM integral power supply

Specifications:

- **Physical Size:** 5.5" x 3.6" x 2.4"
- **Weight:** 4.5 lbs.
- **Time to reach full charge:** 16 hours
- **Duration of outputs:** Minimum of 15 min.
- **Voltages:** +16, +9, -12, -9
- **Battery Life Expectancy:** 3 to 5 years
- **Battery On-Off Switch**

For Use With:

- Commodore PET/CBM 2001 and 4000 series computer
- Commodore PET/CBM 8000 series computer (screen size will not be normal on battery back-up)
- Commodore C2N Cassette Drive

BATTERY BACKUP SYSTEM

FOR COMMODORE PET/CBM COMPUTERS

Never again lose valuable data because of power shortages or line surges. **BackPack** supplies a minimum of 15 minutes reserve power to 32K of memory, the video screen and tape drive. **BackPack** fits inside the PET/CBM cabinet and can be installed easily by even the novice user. **BackPack** is recharged during normal operation and has an integral on-off switch.

BackPack comes fully assembled and tested. Instructions included.

Also available, **Back Pack** unit for Commodore CBM 4040 and 8052 Dual Drive Floppy Disk.

Dealer and distributor inquiries invited.

BackPack is a trademark of ETC Corporation
CBM/PET are trademarks of Commodore Business Machines

Designed and manufactured by:

ELECTRONIC TECHNOLOGY CORPORATION
P.O. Box G, Old N.C. 42
Apex, North Carolina 27502
Phone: (919)362-4200 or (919)362-5671

Electronic Manufacturing
Technical Design and Development
Computer System Technology



ELECTRONIC TECHNOLOGY CORPORATION

Line Input For The PET

Robert Lando
Toronto, Canada

Unfortunately, as many users will agree, the INPUT command on the Commodore Pet contains several undesirable features. First of all, if the RETURN key is pressed before any data is entered, the program will abruptly end and the user will be left with a READY. message. Although there are several "tricks" that the programmer can use to prevent this from happening, they do not alleviate another major problem.

No matter how an INPUT is programmed, when it is encountered the computer waits for a key to be typed, echoes it back to the screen, and waits for another until the RETURN key is pressed. The problem is that if the user enters a cursor

movement key, its function will be echoed back to the screen. The user could, for example, clear the screen, and have no way of recovering the lost information.

Some computers offer a command that will accept one line of input from the user. The only acceptable keys are un-shifted letters from A-Z, digits from 0-9, the space bar, the delete key, and the return key. All other keys are ignored. Pressing RETURN, DELete, or SPACE before something else is typed will have no effect, and trailing spaces are ignored. This command, usually called INLINE (INput LINE), or LINPUT (Line INPUT), can be used in place of INPUT.

Below is a program written in machine language, that when called with a SYS command to its starting location, will do a LINPUT on the Commodore Pet with "upgrade" ROMs. Whatever the user types will be returned in the basic variable IN\$. The program is completely relocatable, and occupies 305 bytes. The program is presented in assembler, and as a Basic loader. You may locate the program anywhere in memory, or have the loader program POKE it into the end of memory, and adjust the necessary pointers to protect it from being erased by string storage.

Program 1.

```

0010 .OS
0020 .BA $027A
0030 LEN .DE $B1 ;LENGTH OF STRING
0040 BUL .DE $B3 ;POINTER TO BUFFER
0050 CUR .DE 167 ;CURSOR STATUS
0060 MAX .DE 37 ;MAX # OF CHAR
0070 BOS .DE $30 ;BOTTOM OF STRINGS PTR
0080 GCOLL .DE $D400 ;GARBAGE COLLECT
0090 CHRREC .DE $B5 ;LAST KEY RECEIVED
0100 TESTDIR .DE 53888 ;TEST DIRECT MODE
0110 VAR .DE $2A ;START OF VARIABLES PTR
0120 SEARCH .DE $B7 ;START OF SEARCH PTR
0130 ENDV .DE $2C ;END OF VARIABLES PTR
0140 ENDS .DE $B9 ;END OF SEARCH PTR
0150 SLEN .DE $BB ;FINAL STRING LENGTH
0160 SNAME .DE $42 ;VARIABLE NAME
0170 ADDSTR .DE $D001 ;ADD A VARIABLE
027A- 20 80 D2 0180 JSR TESTDIR ;EXIT IF DIRECT MODE
027D- A9 02 0190 LDA #$2 ;BUFFER POINTER = $0200
027F- 85 B4 0200 STA *BUL+1
0281- A9 00 0210 LDA #00
0283- 85 B3 0220 STA *BUL
0285- A9 8D 0230 LDA #141
0287- 20 D2 FF 0240 JSR $FFD2 ;DO CRLF
028A- A9 3E 0250 LDA #62
028C- 20 D2 FF 0260 JSR $FFD2 ;PRINT PROMPT
028F- A9 00 0270 LDA #0
0291- 85 B1 0280 STA *LEN ;SET LENGTH TO ZERO

```

80 COLUMN GRAPHICS



The Integrated Visible Memory for the PET has now been redesigned for the new 12" screen 80 column and forthcoming 40 column PET computers from Commodore. Like earlier MTU units, the new K-1008-43 package mounts inside the PET case for total protection. To make the power and flexibility of the 320 by 200

The image on the screen was created by the program below.

```
10 VISMEM: CLEAR
20 P=160: Q=100
30 XP=144: XR=1.5*3.1415927
40 YP=56: YR=1: ZP=64
50 XF=XR/XP: YF=YF/YR: ZF=XR/ZP
60 FOR ZI=-Q TO Q-1
70 IF ZI<-ZP OR ZI>ZP GOTO 150
80 ZT=ZI*XP/ZP: ZZ=ZI
90 XL=INT(.5+SQR(XP*XP-ZT*ZT))
100 FOR XI=-XL TO XL
110 XT=SQR(XI*XI+ZT*ZT)*XF: XX=XI
120 YY=(SIN(XT)+.4*SIN(3*XT))*YF
130 GOSUB 170
140 NEXT XI
150 NEXT ZI
160 STOP
170 X1=XX+ZZ+P
180 Y1=YY-ZZ+Q
190 GMODE 1: MOVE X1,Y1: WRPIX
200 IF Y1=0 GOTO 220
210 GMODE 2: LINE X1,Y1-1,X1,0
220 RETURN
```

bit mapped pixel graphics display easily accessible, we have designed the Keyword Graphic Program. This adds 45 graphics commands to Commodore BASIC. If you have been waiting for easy to use, high resolution graphics for your PET, isn't it time you called MTU?

K-1008-43M Manual only \$10 (credited toward purchase)
k-1008-43 Complete ready to install package \$495

Mastercharge and Visa accepted

Write or call today for our full line catalog describing all MTU 6502 products, including our high speed 8" Floppy Disk Controller for up to 4 megabytes of PET storage.

MTU
Micro Technology Unlimited
2806 Hillsborough Street
P. O. Box 12106
Raleigh, NC 27605, U.S.A.
(919) 833-1458

NOW 80 COLUMN PETS CAN HAVE MTU HIGH RESOLUTION GRAPHICS

```

0293- 85 A7      0290      STA *CUR          ;TURN ON CURSOR
0295- 20 E4 FF   0300 GET   JSR $FFE4
0298- F0 FB      0310      BEQ GET           ;WAIT FOR A KEY
029A- 85 B5      0320      STA *CHRREC       ;SAVE KEY PRESSED
029C- C9 0D      0330      CMP #13          ;RETURN KEY?
029E- D0 19      0340      BNE SKIP1        ;BRANCH IF NOT
02A0- A4 B1      0350      LDY *LEN         ;IS LENGTH ZERO?
02A2- F0 15      0360      BEQ SKIP1        ;BRANCH IF YES
02A4- A9 01      0370      LDA #$01
02A6- 85 A7      0380      STA *CUR          ;TURN OFF CURSOR
02A8- A9 92      0390      LDA #146
02AA- 20 D2 FF   0400      JSR $FFD2        ;PRINT RVS/OFF
02AD- A9 20      0410      LDA #32
02AF- 20 D2 FF   0420      JSR $FFD2        ;PRINT SPACE
02B2- A9 8D      0430      LDA #141
02B4- 20 D2 FF   0440      JSR $FFD2        ;DO CRLF
02B7- D0 4B      0450      BNE ADDVAR       ;BRANCH ALWAYS
02B9- A5 B1      0460 SKIP1  LDA *LEN         ;CHECK STRING LENGTH
02BB- C9 25      0470      CMP #MAX         ;MAXIMUM LENGTH?
02BD- D0 06      0480      BNE SKIP2        ;NO
02BF- A5 B5      0490      LDA *CHRREC     ;YES, CHECK CHAR
02C1- C9 14      0500      CMP #20         ;DELETE?
02C3- D0 D0      0510      BNE GET         ;NO, NOT DELETE
02C5- 18         0520 SKIP2  CLC
02C6- A5 B5      0530      LDA *CHRREC
02C8- C9 41      0540      CMP #65         ;IS CHAR 65 OR MORE
02CA- F0 04      0550      BEQ OK1         ;YES
02CC- B0 02      0560      BCS OK1
02CE- D0 12      0570      BNE SKIP3        ;IT WAS LESS THAN 65

02D0- 18         0580 OK1   CLC
02D1- C9 5B      0590      CMP #91         ;IS IT LESS THAN 91?
02D3- B0 0D      0600      BCS SKIP3        ;NO
02D5- A4 B1      0610 OK2   LDY *LEN
02D7- A5 B5      0620      LDA *CHRREC
02D9- 91 B3      0630      STA (BUL),Y     ;STORE CHAR IN BUFFER
02DB- E6 B1      0640      INC *LEN         ;INCREMENT LENGTH
02DD- 20 D2 FF   0650 DEL   JSR $FFD2        ;PRINT CHARACTER
02E0- D0 B3      0660      BNE GET         ;BRANCH ALWAYS
02E2- A5 B1      0670 SKIP3  LDA *LEN         ;CHECK THE LENGTH
02E4- F0 06      0680      BEQ SKIP4        ;BRANCH IF LENGTH 0
02E6- A5 B5      0690      LDA *CHRREC     ;IS IT A SPACE?
02E8- C9 20      0700      CMP #32
02EA- F0 E9      0710      BEQ OK2         ;YES, THE SPACE IS OK
02EC- A5 B5      0720 SKIP4  LDA *CHRREC     ;IS IT A DIGIT?
02EE- C9 30      0730      CMP #48
02F0- 90 04      0740      BCC SKIP5
02F2- C9 3A      0750      CMP #58
02F4- 90 DF      0760      BCC OK2         ;YES, IT'S A DIGIT
02F6- C9 14      0770 SKIP5  CMP #20         ;IS IT A DELETE?
02F8- D0 9B      0780      BNE GET         ;BRANCH IF IT ISN'T
02FA- A5 B1      0790      LDA *LEN         ;CHECK THE LENGTH
02FC- F0 97      0800      BEQ GET         ;BRANCH IF IT'S ZERO
02FE- C6 B1      0810      DEC *LEN         ;DECREMENT LENGTH
0900- A9 14      0820      LDA #20         ;LOAD A WITH DELETE
0302- D0 D9      0830      BNE DEL         ;BRANCH ALWAYS
0304- 20 00 D4   0840 ADDVAR JSR GCOLL       ;GARBAGE COLLECT

```

NOW COMMODORE TALKS. AND LISTENS.

COGNIVOX VIO-1002 is a speech recognition and voice output peripheral for Commodore computers. It offers state-of-the-art capabilities with pleasant sounding natural voice output and recognition performance equal to that of units costing many times more. Its capabilities, the very affordable price and its variety of uses makes it a "must have" peripheral.

Many uses

With COGNIVOX your imagination is not the limit, as the saying goes. It is the starting point. Use it for data entry when the hands and/or eyes are busy. As an educational tool. As an aid to the handicapped. Or as a foreign language translator, a sound effects generator, a telephone dialing device, an answering machine, a talking calculator or clock. Use it in conjunction with the IEEE 488 port to control by voice instruments, plotters, test systems. And all these devices can talk back to you telling you their readings, alarm conditions, even their names. Or use it with a BSR controller interface (see Compute, Oct. 81) to control by voice lights and appliances in the house.

Some specifications.

COGNIVOX can be trained to recognize words or short phrases drawn from a vocabulary of up to 32 entries chosen by the user. To train COGNIVOX to your vocabulary, all you have to do is repeat the entries three times at the prompting of the computer. The voice output vocabulary can also have up to 32 words or phrases of your choice. Data rate is approximately 700 bytes per word. Vocabularies can be stored and recalled from disk, giving in effect unlimited selection of entries.

COGNIVOX VIO-1002 will work with all Commodore computers (old, new and newer ROMs) with at least 16K of RAM. It comes complete with assembled and tested hardware in a quality instrument case, speaker/amplifier, power supply, microphone, cassette with software and detailed user manual.

Easy to use

All you need to get COGNIVOX up and running is to plug it in the user port and load one of the programs supplied. Load the demon program and start talking to your computer right away. Or load one of the games and discover the magic of voice control.

It is easy to write your own talking and listening programs too. A single statement in BASIC is all that you need to say or to recognize a word. Full instructions on how to do it are given in the manual.

Order your COGNIVOX now.

To order by mail send us a check or money order for \$249 plus \$5 shipping and handling (CA residents add 6% tax). You may also order by phone and charge it to your VISA or MASTERCARD. Call us at (805) 685-1854, 9AM to 5PM, PST, M-F. Foreign orders are welcome, please add 10% for air mail shipping and handling.



VOICETEK

P.O. Box 388, Goleta, CA 93116

0307- C6 B1	0850	DEC *LEN	
0309- A4 B1	0860 CHECKSP	LDY *LEN	
030B- B1 B3	0870	LDA (BUL),Y	
030D- C9 20	0880	CMP #20	;PEEL OFF TRAILING SPACES
030F- D0 04	0890	BNE MOVEIT	
0311- C6 B1	0900	DEC *LEN	;DECREMENT LENGTH COUNTER
0313- D0 F4	0910	BNE CHECKSP	;BRANCH ALWAYS
0315- A4 B1	0920 MOVEIT	LDY *LEN	
0317- C8	0930	INY	
0318- 84 BB	0940	STY *SLEN	;SAVE CURRENT LENGTH
031A- C6 30	0950 MOVE1	DEC *BOS	;DEC STRING PTR
031C- A5 30	0960	LDA *BOS	
031E- C9 FF	0970	CMP #255	
0320- D0 02	0980	BNE POS	
0322- C6 31	0990	DEC *BOS+1	
0324- A4 B1	1000 POS	LDY *LEN	
0326- B1 B3	1010	LDA (BUL),Y	
0328- A0 00	1020	LDY #00	
032A- 91 30	1030	STA (BOS),Y	;MOVE FROM INPUT
032C- C6 B1	1040	DEC *LEN	; BUFFER TO BOTTOM OF
032E- A5 B1	1050	LDA *LEN	; STRINGS
0330- C9 FF	1060	CMP #255	
0332- D0 E6	1070	BNE MOVE1	
0334- A9 01	1080	LDA #01	
0336- 85 A7	1090	STA *CUR	;MAKE SURE CURSOR OFF
0338- A5 2A	1100 LINKTAB	LDA *VAR	;SET SEARCH PTR
033A- 85 B7	1110	STA *SEARCH	;TO LOCATIONS POINTED
033C- A5 2B	1120	LDA *VAR+1	;TO BY START OF

```

033E- 85 B8      1130      STA *SEARCH+1          ;VARIABLES POINTER
0340- A5 2C      1140      LDA *ENDV              ;SET END-OF-SEARCH
0342- 85 B9      1150      STA *ENDS              ;POINTER TO LOCATIONS
0344- A5 2D      1160      LDA *ENDV+1            ;POINTED TO BY END-OF-
0346- 85 BA      1170      STA *ENDS+1            ;VARIABLES POINTER
0348- A0 00      1180 HUNT  LDY #$00                ;HUNT FOR IN$ IN TABLE
034A- B1 B7      1190      LDA (SEARCH),Y
034C- C9 49      1200      CMP #$49              ;FOUND I?
034E- D0 18      1210      BNE INCSEVEN             ;NO
0350- C8         1220      INY
0351- B1 B7      1230      LDA (SEARCH),Y
0353- C9 CE      1240      CMP #$CE              ;FOUND N?
0355- D0 11      1250      BNE INCSEVEN             ;NO
0357- A5 BB      1260      LDA *SLEN
0359- C8         1270      INY
035A- 91 B7      1280      STA (SEARCH),Y          ;SET LENGTH OF IN$
035C- C8         1290      INY
035D- A5 30      1300      LDA *BOS
035F- 91 B7      1310      STA (SEARCH),Y          ;POINTER TO STRING
0361- C8         1320      INY
0362- A5 31      1330      LDA *BOS+1
0364- 91 B7      1340      STA (SEARCH),Y
0366- D0 28      1350      BNE RET              ;BRANCH ALWAYS
0368- A2 07      1360 INCSEVEN LDX #$07              ;INCREMENT SEARCH
036A- E6 B7      1370 NBYTE  INC *SEARCH          ; POINTER BY 7
036C- D0 02      1380      BNE SAMEPAGE
036E- E6 B8      1390      INC *SEARCH+1
0370- CA         1400 SAMEPAGE DEX
0371- D0 F7      1410      BNE NBYTE
0373- A5 B8      1420 DONE?  LDA *SEARCH+1          ;CHECK FOR END
0375- C5 BA      1430      CMP *ENDS+1          ; OF VARIABLE TABLE
0377- 90 CF      1440      BCC HUNT
0379- D0 06      1450      BNE ADDIN
037B- A5 B7      1460      LDA *SEARCH
037D- C5 B9      1470      CMP *ENDS
037F- 90 C7      1480      BCC HUNT          ;MORE TO GO
0381- A9 49      1490 ADDIN  LDA #$49              ;ADD IN$ TO TABLE
0383- 85 42      1500      STA *SNAME          ;SET UP NAME OF STRING
0385- A9 CE      1510      LDA #$CE
0387- 85 43      1520      STA *SNAME+1
0389- 20 01 D0   1530      JSR ADDSTR
038C- F0 AA      1540      BEQ LINKTAB          ;NOW GO LOOK FOR IT
038E- D0 A8      1550      BNE LINKTAB
0390- A5 2C      1560 RET    LDA *ENDV              ;POINTERS OK?
0392- C5 2A      1570      CMP *VAR
0394- D0 15      1580      BNE BASIC          ;YES
0396- A5 2D      1590      LDA *ENDV+1
0398- C5 2B      1600      CMP *VAR+1
039A- D0 0F      1610      BNE BASIC
039C- A2 07      1620      LDX #$07
039E- E6 2C      1630 ADJUST  INC *ENDV              ;NO, FIX POINTERS
03A0- E6 2E      1640      INC *ENDV+2
03A2- D0 04      1650      BNE SAPAGE
03A4- E6 2D      1660      INC *ENDV+1
03A6- E6 2F      1670      INC *ENDV+3
03A8- CA         1680 SAPAGE  DEX

```



```

03A9- D0 F3      1690      BNE ADJUST
03AB- 60         1700 BASIC  RTS ;RETURN TO BASIC
                1710      .EN

```

Program 2.

```

100 REM      *** RELOCATABLE LINE INPUT
110 REM      *** FOR UPGRADE ROM PETS
120 REM
130 REM      *** BY ROBERT LANDO
140 REM      146 VAN HORNE AVENUE
150 REM      TORONTO, CANADA
160 REM
170 REM
180 PRINT"LINE INPUT"          ROBERT LANDO"
190 PRINT"PLEASE ENTER THE DECIMAL LOCATION THAT"
200 PRINT"YOU WOULD LIKE THE LINE INPUT PROGRAM"
210 PRINT"TO START AT. IF YOU ENTER AN ASTERISK,"
220 PRINT"THE PROGRAM WILL BE PACKED INTO THE"
230 PRINT"END OF AVAILABLE MEMORY AND THE"
240 PRINT"NECESSARY POINTERS WILL BE ADJUSTED TO"
250 PRINT"PROTECT IT FROM BEING OVERWRITTEN BY"
260 PRINT"STRINGS."
270 INPUT" *";S$
280 IFS$="*"THEN310
290 S=VAL(S$):IFS<512ORS>36559THENPRINT":":GOTO270
300 E=S+305:GOTO330
310 M=PEEK(52)+PEEK(53)*256:E=M:S=M-305
320 M=S:POKE53,M/256:POKE52,M-256*PEEK(53)
330 FORX=STOE:READY:POKEX,V:NEXTX
340 PRINT"THE LINE INPUT PROGRAM IS NOW IN"
350 PRINT"MEMORY. WHEN YOU USE THE COMMAND"
360 PRINT"SYS (;S;) IN A PROGRAM, WHATEVER"
370 PRINT"THE USER ENTERS WILL BE TRANSFERRED"
380 PRINT"TO THE BASIC VARIABLE IN$"
390 END
400 DATA32,128,210,169,2,133,180,169,0,133,179,169,141,32,210,255,169
410 DATA62,32,210,255,169,0,133,177,133,167,32,228,255,240,251,133,181
420 DATA201,13,208,25,164,177,240,21,169,1,133,167,169,146,32,210,255,169
430 DATA32,32,210,255,169,141,32,210,255,208,75,165,177,201,37,208,6
440 DATA165,181,201,20,208,208,24,165,181,201,65,240,4,176,2,208,18,24
450 DATA201,91,176,13,164,177,165,181,145,179,230,177,32,210,255,208
460 DATA179,165,177,240,6,165,181,201,32,240,233,165,181,201,48,144,4,201
470 DATA58,144,223,201,20,208,155,165,177,240,151,198,177,169,20,208
480 DATA217,32,0,212,198,177,164,177,177,179,201,32,208,4,198,177,208
490 DATA244,164,177,200,132,187,198,48,165,48,201,255,208,2,198,49,164
500 DATA177,177,179,160,0,145,48,198,177,165,177,201,255,208,230,169,1
510 DATA133,167,165,42,133,183,165,43,133,184,165,44,133,185,165,45,133
520 DATA186,160,0,177,183,201,73,208,24,200,177,183,201,206,208,17,165
530 DATA187,200,145,183,200,165,48,145,183,200,165,49,145,183,208,40,162
540 DATA7,230,183,208,2,230,184,202,208,247,165,184,197,186,144,207,208
550 DATA6,165,183,197,185,144,199,169,73,133,66,169,206,133,67,32,1
560 DATA208,240,170,208,168,165,44,197,42,208,21,165,45,197,43,208,15
570 DATA162,7,230,44,230,46,208,4,230,45,230,47,202,208,243,96

```

READY.

Measure Time Intervals With The Pet Parallel User Port

Robert Macnaughton
Rexdale, Canada

This article describes a machine language program that can be used to measure seven successive small time intervals, using the CBM Parallel User Port (PUP), and eight phototransistors, to the nearest 1/10000s.

Since no page zero locations are used, this program should run on any PET (except 4.0, since it would need to be moved above 864 decimal for 4.0 BASIC).

The PUP, located at the back of the CBM, consists of 24 contacts to the main logic board, labelled as follows:

1	2	3	4	5	6	7	8	9	10	11	12
A	B	C	D	E	F	H	J	K	L	M	N

Only the bottom row of contacts will be used. The top row of contacts are for use by CBM diagnostic routines during servicing.

On the bottom row of contacts, Pin M is the CB2 line, used in many programs for sound effects; contacts A and N are grounds, and contact B is the CA1 line.

We will use contacts C,D,E,F,H,J,K and L, known as PA0, PA1, PA2, PA3, PA4, PA5, PA6 and PA7, the programmable input/output lines, to receive information from eight phototransistors, the detectors of the position of some moving object.

The eight lines are treated by the PET as a single memory location, 59471 in decimal or \$E84F in hexadecimal. It is known as the ORA, the output register for I/O Port A, without handshaking. At any time, a PEEK(59471) will indicate the condition of the ORA.

The DDR A, the data direction register for Port A, is used to designate which are the input and which are the output lines of the ORA. Its address is 59459 or \$E843. A zero in bit three would make PA3 an input line and a one would

make it an output line. If you POKE 59459,76 then PA2, PA3 and PA6 will be output lines and the rest input lines, since 76 in binary is 01001100.

In this timer, all eight lines are made inputs by POKE 59459,0. A PEEK(59459) when the CBM is first turned on will show that all the lines are initially inputs.

When running, the timer program looks at the contents of the ORA again and again. To understand the result, the contents of 59471 must be expressed as a binary number. Each of the eight I/O lines corresponds to one bit in this number. Any line grounded will be represented as a 0. If not grounded, it will be represented as a 1. More exactly, if a resistance of less than about 2000 Ω is connected from a PA line to GND, the state of the line will be interpreted as a 0. If the resistance is more than 2000 Ω , it will be interpreted as a 1.

If you PEEK(59471) with nothing connected to the PUP, you will get 255. If you short out all eight lines, you will get a 0. (First make sure that they are all input lines.)

	PA7	PA6	PA5	PA4	PA3	PA2	PA1	PA0
bit	7	6	5	4	3	2	1	0
value	128	64	32	16	8	4	2	1

59471

255	1	1	1	1	1	1	1	1
0	0	0	0	0	0	0	0	0
1	0	0	0	0	0	0	0	1
2	0	0	0	0	0	0	1	0
4	0	0	0	0	0	1	0	0
8	0	0	0	0	1	0	0	0
16	0	0	0	1	0	0	0	0
32	0	0	1	0	0	0	0	0
64	0	1	0	0	0	0	0	0
128	1	0	0	0	0	0	0	0
214	1	1	0	1	0	1	1	0

The collectors of eight FPT100 phototransistor's are connected to the eight PA lines, and their emitters to ground at contact N. When enough light strikes a phototransistor such as the FPT100, its resistance falls to about 200 Ω . This is interpreted as a 0 in the ORA. When the light is cut off, the resistance increases dramatically and is interpreted as a 1. As an object passes by a phototransistor, the state of that PA line will change from 0 to 1 and back to 0 as the light is temporarily interrupted.

I have placed the phototransistors in holes drilled in a meter stick 15 cm apart. The position of the first phototransistor must be adjustable to start the timer at the correct moment. Opposite each phototransistor is a small flashlight bulb attached to a second meter stick. The two meter sticks are placed on either side of a ramp. A large

PETTERM INTELLIGENT TERMINAL



Turn your PET into an intelligent terminal with one of our terminal packages. These are complete assembled hardware and software packages. All include line editing/ resend, repeat key, shift lock, output to CBM printer, and more . . . Delivered on PET cassette with manuals.

PETTERM I	All features above	\$75.00
PETTERM II	All features of I, plus local text editor with down-loading capability . .	\$90.00
PETTERM III	All features of II, plus 80/132 column scrolling window for viewing formatted outputs wider than 40 columns.	\$100.00

forth

for PET/CBM

FORTH is a new concept in programming, with the speed of compilers and interactive ease of BASIC. Programs become a part of FORTH extending the power of FORTH and your PET.

8050,4040 disk, cassette all PET-CBM's 16k+

Starlec	fig-FORTH w editor assembler	\$35
Personal	floating point; strings; source	\$75
Professional	turnkey development/data base	\$259

FS S
software for small computers

1983 Rio Grande
Austin, Texas
78785

1-512-477-2287

P.O. Box 8483
Austin, Texas
78712



DEALERS INQUIRE



CBM/PET INTERFACES



RS-232 SERIAL PRINTER INTERFACE – addressable – baud rates to 9600 – switch selectable upper/lower, lower/upper case – works with WORDPRO, BASIC and other software – includes case and power supply.

MODEL – ADA1450 149.00

CENTRONICS/NEC PARALLEL INTERFACE - addressable – high speed – switch selectable upper/lower, lower/upper case – works with WORDPRO, BASIC and other software – has Centronics 36 pin ribbon connector at end of cable.

MODEL – ADA1600 129.00

CENTRONICS 730/737 PARALLEL INTERFACE – as above but with Centronics card edge connector at end of cable.

MODEL – ADA730 129.00

COMMUNICATIONS INTERFACE WITH SERIAL AND PARALLEL PORTS – addressable – software driven – true ASCII conversion – selectable reversal of upper/lower case – baud rates to 9600 – half or full duplex – X-ON, X-OFF – selectable carriage return delay – 32 character buffer – centronics compatible – much more.

MODEL – SADI 295.00

ANALOG TO DIGITAL CONVERTER – 16 channels – 0 to 5.12 volt input voltage range – resolution is 20 millivolts per count – conversion time is less than 100 microseconds per channel.

MODEL – PETSET1 295.00

REMOTE CONTROLLER WITH CLOCK/CALENDAR – controls up to 256 devices using the BSR X10 remote control receivers – 8 digital inputs, TTL levels or switch closure – 8 digital outputs, TTL levels.

MODEL – PETSET2 295.00

All prices are in US dollars for 120VAC.

Prices on 220 VAC slightly higher.

Allow \$5.00 shipping & handling, foreign orders add 10% for AIR postage.

Connecticut residents add 7½% sales tax.

All prices and specifications subject to change without notice.

Our 30 day money back trial period applies.

MASTER CHARGE/VISA accepted.

MENTION THIS MAGAZINE WITH YOUR ORDER AND DEDUCT 5% FROM TOTAL.

IN CANADA order from: Batteries Included, Ltd., 71 McCaul Street, F6 Toronto, Canada M5T2X1, (416)596-1405.

IN THE USA order from your local dealer or direct: Connecticut microComputer, Inc., 34 Del Mar Drive, Brookfield, CT 06804, (203)775-4595.

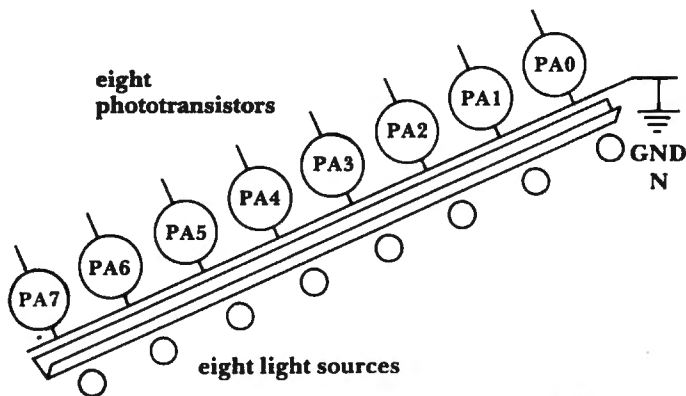
Dealer inquiries invited.



Connecticut microComputer, Inc.

34 Del Mar Drive, Brookfield, CT 06804
203 775-4595 TWX: 710 456-0052

ball bearing rolling down the ramp will be timed as it interrupts each light beam in turn.



If the times you wished to measure were long, you could write a BASIC program to measure these time intervals, using the internal "jiffy" clock of the PET. The light to each phototransistor would have to be cut off long enough that it would still be cut off when the program got around to checking the state of 59471.

To fully utilize the 1 megacycle clock in the CBM, a machine language program must be used.

The program begins by setting the interrupt flag. This will ensure that the timing will not be interrupted by the CBM as it performs its normal interrupt every 1/60 s, to update its clock, flash the cursor if needed, etc.

It then goes into a loop to load all the various memory locations used to store the times, with zeros. At the same time it prints a ? at the top left of the screen. It then goes into a second loop to wait for PA? to become 1 when the ball is rolled into place at the top of the ramp. An R for READY now appears on the screen.

The following table shows how the ORA changes as the ball rolls down the ramp.

SCREEN	BINARY	DECIMAL	
?	00000000	0	ball not on ramp
R	00000001	1	ball in place at top of ramp
T	00000000	0	ball rolling
1	00000010	2	passes PA1
1	00000000	0	ball rolling
2	00000100	4	passes PA2
2	00000000	0	ball rolling
3	00001000	8	passes PA3
3	00000000	0	ball rolling
4	00010000	16	passes PA4
4	00000000	0	ball rolling
5	00100000	32	passes PA5
5	00000000	0	ball rolling
6	01000000	64	passes PA6
6	00000000	0	ball rolling
7	10000000	128	passes PA7

When 59471 becomes 0, the timer enters a timing loop. Each time through the loop it checks 59471 for a 0, then adds 1 to a counter. When 59471 has the next expected value, the contents of this counter

are stored, and the timing resumes, continuing until all seven times have been measured. When the program returns to BASIC, the contents of the memory locations containing the count can be recalled and converted to seconds.

Since each timing loop takes 43 cycles of the CBM's internal 1 megacycle clock, each count represents 43 microseconds.

The count is contained in three locations. The first is incremented in each loop. The second is incremented only when the first passes 255 and becomes 0 again. The third is incremented only when the second passes 255 and becomes 0 again. The largest count possible is then $(255 \times 256 \times 256) + (255 \times 256) + 255$ or 16777215. This is slightly more than 12 minutes.

I have included a second copy of the machine language program which shows the timing loop. Beside each step I have written the number of cycles of the PET's internal clock that are needed to complete each step. The total number of cycles is 43. Some extra time is used to store the count as each phototransistor is passed. If you wish, this could be calculated and added on to the total time as a correction.

I have also included a BASIC program to operate the clock in an organized fashion. It asks you how many runs you wish to make down the ramp, then stores the seven times for each run. Eventually, the average time for each part of the run is calculated. With a few minor changes, this program can be used in almost any situation where accurate timing is needed.


TIMER COMMENTS

- 1 Disable the interrupt flag
- 2 Load the accum with the code for ?
- 3 Store at top left corner of screen
- 4 Load the x-register with a 2
- 5 Store the 2 at 0336
- 6 Load the y-register with decimal 25
- 7 Load the accum with a 0
- 8 Store 0 at all locations from 03DF to 03DF + 25 by looping until y = 0
- 10 Compare y with zero
- 11 12 If y isn't zero then loop to step 7
- 12 Load accum with the contents of 59471
- 13 Check if PA0 is a 1 or a 0
- 14 If PA0 = 0 then loop and check again
- 15 Now PA0 is 1: R for Ready into accum
- 16 store R on the screen
- 17 This is a time delay while things
- 18 settle down. Load x and y with 255
- 19 and decrement them both to zero.
- 20 Each time x decrements from 255 to 0
- 21 y decrements by one. Finally both are
- 22 zero
- 23 Load accum with 59471 once more
- 24 Test to see if PA0 is still a 1
- 25 If so, loop back to 23 and try again
- 26 Now PA0 is a 0, the timing must start

Introducing The

FINANCIAL WIZARD

Diskette Programs for 16K PET/CBM



\$49.95 ea.

Financial Programs

The Wizard helps you quickly calculate 12 major types of Financial Transactions with ease and accuracy.

Created for businesses and individuals, this DISK PACKAGE has 9 programs plus instructions. The Wizard delivers answers on the screen or printer.

CASCADE COMPUTERWARE • (206) 355-6121
Box 2354 • Everett, WA 98203 Dealer inquiries invited

80 × 25

PET/CBM™

2000/3000/4000 Series

not using a CRT, or display controller chip

\$275.00*

Select either
80 x 25 or 40 x 25

On The
Built-in
Display

From the keyboard or program

Displays the full, original character set

Available from your local dealer or:

EXECOM CORP.

1901 Polaris Ave.
Racine, WI 53404
Ph. 414-632-1004

*Plus installation charge of \$75.00

Available only for Basic 3.0 & Basic 4.0
PET & CBM™_B

trademark of Commodore Business Machines

Commodore 3.0/4.0/2.1 Dos Source Code!

Complete annotated source code for 3.0 ROMs, 4.0 ROMs and 2.1 DOS (4040-8050-disk) now available. All entry points, routine/variable names, info on routine operation, register contents, etc. included. 4.0 source code comes with 3.0 correspondence codes so you can change 3.0 machine-language programs to 4.0 and vice versa. Hardcopy only. \$129. each. All 3 (3.0, 4.0, 2.1 DOS) for \$310.00. Source files on diskette on special order.

Software/Firmware

- **EXTRAMON** extended monitor in 2K EPROM for any slot, 3.0/4.0 ROMs, plus hardcopy documentation. \$19.95
- **DISK MONITOR**® - reads T/S from disk to screen at 0.21 seconds/bk. Allows editing like the resident monitor, updates disk, traces links, etc.
- **FAST!** 31.1 Kbytes/sec. \$49.95
- **BULLETPROOF!**® - full-screen input routine. Uses machine-language to get user input, places it in a user-defined variable. Text on screen outside fields impossible to disturb. Documented source code incl. with disk. \$29.95



Authorized dealer for RPL® compilers

1624 N.W. 9th Ave., Ft. Lauderdale, FL 33311 (305) 523-1351

NEW PET/CBM SOFTWARE

Let Computer Mat turn your Pet into a Home Arcade!

BLAST-IT — Its your ship vs. a swarm of killer gammaroidz. You are on a collision course and must destroy them before they blast you into the next galaxy. Four levels of play. Has hyperspace keys that move you around. Arcade style entertainment at its finest. **GREAT GRAPHICS AND SOUND.**

Cass. 8K \$9.95

MUNCHMAN — How many dots can you cover? It's you against the computer munchers ZIP and ZAP. Can you clear the maze first or will they get you? Number keys move you up, down, right and left. **GREAT GRAPHICS AND SOUND.**

Cass. 8K \$9.95

LAZER-ATTACK — Its you against a barrage of enemy lazars that are aimed at your ammo dumps. Sight in on the targets and score as many hits as you dare. As your skill increases so does the difficulty — (10 levels to select). This is an arcade-style game with great graphics and sound effects. A must for your PET/CBM.

Cass. 8K \$9.95

**ALL OUR SOFTWARE RUNS IN 8K
OLD-NEW ROM — 40 CHR. SCREEN
WRITE FOR FREE CATALOG OF VIC/PET SOFTWARE
PLEASE ADD \$1.00 PER ORDER FOR SHIPPING
COMPUTER MAT • BOX 1664C • LAKE HAVASU CITY, AZ. 86403**

27 Store a T on the screen
 28 Begin timing loop by clearing the
 29 carry flag, then load accum with 03E0
 32 Add 1 to the contents of this
 30 location and then store it back there
 31 Add zero to the contents of 03E1
 32 (and 1 if the carry flag was set by
 33 the previous addition) and store it
 34 Add zero(+ 1 if the carry flag is set)
 35 to the contents of 03E2
 36 03E0, 03E1, 03E2 contain the total time
 37 Check 57471 to see if the next PA
 38 line is a 1 or a 0 using 0336
 39 0336 contains a 2: binary 00000010
 40 If a 0, loop: if a 1, then arithmetic
 41 shift left the value in 0336: see text
 42 Store the three values representing
 43 the elapsed time using the current
 44 value of y (It is 0 to start with)
 45
 46
 47
 48 Clear the carry flag before addition
 49 Transfer y, a counter, to the accum
 50 Add 177 to it to make it the ASCII
 51 code for y and store it on screen
 52 Increment y (next time measurement)
 53 Compare y with 7: If y is less than 7
 54 then go back to start of timing cycle
 55 If y is 7, the program is over: clear
 56 interrupt flag and return to BASIC

```

26 036E A9 94          LDA #94
27 0370 8D 00 80      STA 8000
28 0373 18             CLC
29 0374 AD E0 03      LDA 03E0
30 0377 69 01         ADC #01
31 0379 8D E0 03      STA 03E0
32 037C AD E1 03      LDA 03E1
33 037F 69 00         ADC #00
34 0381 8D E1 03      STA 03E1
35 0384 AD E2 03      LDA 03E2
36 0387 69 00         ADC #00
37 0389 8D E2 03      STA 03E2
38 038C AD 4F E8      LDA E84F
39 038F 2D 36 03      AND 0336
40 0392 F0 DF         BEQ 0373
41 0394 0E 36 03      ASL 0336
42 0397 AD E0 03      LDA 03E0
43 039A 99 E3 03      STA 03E3,Y
44 039D AD E1 03      LDA 03E1
45 03A0 99 EA 03      STA 03EA,Y
46 03A3 AD E2 03      LDA 03E2
47 03A6 99 F1 03      STA 03F1,Y
48 03A9 18             CLC
49 03AA 98             TYA
50 03AB 69 B1         ADC #B1
51 03AD 8D 00 80      STA 8000
52 03B0 C8             INY
53 03B1 C0 07         CPY #07
54 03B3 D0 BE         BNE 0373
55 03B5 58             CLI
56 03B6 60             RTS

```

Program 1.

```

TIMER          $033A SYS 826

1 033A 78          SEI
2 033B A9 BF       LDA #BF
3 033D 8D 00 80    STA 8000
4 0340 A2 02       LDX #02
5 0342 8E 36 03    STX 0336
6 0345 A0 19       LDY #19
7 0347 A9 00       LDA #00
8 0349 99 DF 03    STA 03DF,Y
9 034C 88          DEY
10 034D C0 00      CPY #00
11 034F D0 F6      BNE 0347
12 0351 AD 4F E8   LDA E84F
13 0354 29 01     AND #01
14 0356 F0 F9     BEQ 0351
15 0358 A9 92     LDA #92
16 035A 8D 00 80  STA 8000
17 035D A0 FF     LDY #FF
18 035F A2 FF     LDX #FF
19 0361 CA        DEX
20 0362 D0 FD     BNE 0361
21 0364 88        DEY
22 0365 D0 FA     BNE 0361
23 0367 AD 4F E8  LDA E84F
24 036A 29 01     AND #01
25 036C D0 F9     BNE 0367

```

Program 2.

READY.

```

10 REM TIMER BASIC
20 REM ROBERT MACNAUGHTON OCT 5/80
25 REM 2124 GREENHURST AVE
30 REM MISSISSAUGA L4X 1J6
35 REM THE MACHINE LANGUAGE PROGRAM -
   -MEASURES 7 TIMES DURING A SINGLE -
   -TRIP
40 REM UP TO 8 PHOTOTRANSISTORS ARE -
   -CONNECTED TO PA0-7
45 REM SYS 826 ACTIVATES THE TIMER AND -
   -? APPEARS
50 REM WHEN PA0 IS BLOCKED OFF, R -
   -APPEARS AND THE TIMER IS READY TO -
   -START
60 REM WHEN LIGHT AGAIN FALLS ON PA0,
   - THE TIMER STARTS AND T APPEARS
70 REM AS EACH OF PA1-7 IS CUT OFF,
   - THE TOTAL ELAPSED TIME IS STORED
75 REM AS EACH MEASUREMENT IS MADE,
   - ITS NUMBER APPEARS (1-7)
80 REM UNUSED PA LINES SHOULD BE OPEN -
   -CIRCUITS
200 PRINT"R"

```

```

205 INPUT"↓NUMBER OF RUNS";NR
210 FORJ=1TONR
215 SYS826
220 FOR I=0TO6
225 REM THE NEXT STATEMENT CALCULATES ~
    -THE TIMES
226 REM THE MEMORY LOCATIONS FOR THE ~
    -TIMES ARE (995,1002,1009)(996,
    -1003,1010),
227 REM CONTINUING UP TO (1001,1008,
    -1015)
228 REM EACH TIMING CYCLE TAKES 43 ~
    -MACHINE LANGUAGE STEPS OR 43 ~
    -MICROSECONDS
230 T(I,J)=43*(PEEK(995+I)+PEEK(1002+I)*
    -256+PEEK(1009+I)*256*256)/1000000
240 REM THE NEXT STATEMENT ROUNDS OFF ~
    -THE TIMES TO 1/10000 S
250 T(I,J)=INT(T(I,J)*10000)/10000
260 PRINT T(I,J),
270 NEXT:PRINT:PRINT:NEXT
280 REM CALCULATE THE AVERAGE TIMES
290 PRINT"AVERAGE TIMES"
300 FOR I=0TO6:TM(I)=0:FOR J=1TONR
310 TM(I)=TM(I)+T(I,J)
320 AV(I)=TM(I)/NR
330 AV(I)=INT(AV(I)*10000)/10000
340 NEXT:NEXT
350 FOR I=0TO6:PRINTAV(I),:NEXT:PRINT
400 GOTO 205
    
```

©

COMPUTE!'s Listing Conventions

Many programs which are listed in **COMPUTE!** use cursor control keys, color keys, and so forth. We have established a listing convention which we believe eases the task of typing programs in accurately.

PET/CBM/VIC Conventions

Generally, PET/CBM/VIC programs will contain bracketed words for any special characters: [DOWN] means the cursor-down key; [3 DOWN] means type the cursor-down key three times.

If a program line runs over onto the next line down, the ~ symbol indicates where the line broke (in case the number of spaces is unclear between quotes). An underline means that that key is shifted.

8032/Fat 40 Conventions

SET WINDOW TOP	[SET TOP]
SET WINDOW BOTTOM	[SET BOT]
SCROLL UP	[SCR UP]
SCROLL DOWN	[SCR DOWN]
INSERT LINE	[INST LINE]
DELETE LINE	[DEL LINE]
ERASE TO BEGINNING	[ERASE BEG]
ERASE TO END	[ERASE END]
TOGGLE TAB	[TGL TAB]
TAB	[TAB]
ESCAPE KEY	[ESC]

All Commodore Machines

CLEAR SCREEN	[CLEAR]
HOME CURSOR	[HOME]
CURSOR UP	[UP]
CURSOR DOWN	[DOWN]
CURSOR RIGHT	[RIGHT]
CURSOR LEFT	[LEFT]
INSERT CHARACTER	[INST]
DELETE CHARACTER	[DEL]
REVERSE FIELD ON	[RVS]
REVERSE FIELD OFF	[OFF]



RETCOM Systems, Inc., 61-B Mountain Blvd., Warren, New Jersey 07060 (201) 561-3112

Review:

Screen Pro

Edward K. Crossman, Ph.D.
Logan, UT

As a behavioral scientist with both teaching and research responsibilities, I am always looking for ways to save time. Yet, so many of the applications touted by those in the computer field could be more quickly accomplished with a pencil and a stack of 3x5 cards. However, Screen Pro from Kansas City Computers, Inc. has saved me time, and, in this article, I will describe some of the features of this program, and how I applied it.

My home system consists of a CBM 8032 computer, a CBM 8050 disk drive, and an Epson MX-80 printer.

The data from my behavioral experiments (and many others) are expressed in a relative frequency distribution: 10% of the subjects exhibited behavior X, 20% exhibited behavior Y, etc. Typically, these data are represented in tabular form. When you have multiple experimental conditions and, thus, many tables, it is difficult to see trends or changes in the data. So, a bar graph, or histogram (see Figure 1) is often used instead. It is much easier to visually scan a series of histograms and detect changes in the data than with many tables. But how could I convert my frequency data into a histogram quickly and simply and have it printed out on my MX-80? That is where Screen Pro came to the rescue.

Screen Pro, written in BASIC and machine language, allows you to create text or graphics on the screen, and then prints out what was on the screen. Also, it can save the information as a screen file on disk; each screen file occupies eight blocks on disk. Once the screen file is on disk it can be recalled and edited as you see fit. I have found the editing functions adequate for my purposes. These functions for the CBM 8032 (in addition to the normal editing functions) include:

- Set upper case
- Set lower case
- Scroll screen down
- Expand Screen
- Compress Screen
- Insert a line
- Delete a line
- Erase to end of line
- Erase from beginning of line
- Enable/disable quote mode (for graphics)
- Send screen contents to printer (normal mode)
- Send screen contents to printer (squeezed)

- Abort current file on screen, retaining original if editing
- Normal exit of editor

Screen Pro has some other nice features. When editing a screen file, it uses a temporary scratch space on disk, so you can either save or scrap the screen file you are currently editing, and at the same time keep a backup of the original screen file as it was before you started editing. Also the author of Screen Pro, Keith Peterson, has gone to some trouble to explain how, if you understand BASIC programming, to create your own programs using his machine language subroutine. Being an amateur programmer, I don't fully grasp his instructions, but perhaps you can. He has taken a very refreshing approach by not protecting any of the software, so you can examine it and change it to your specifications. Essentially, if you write your own program, you can create hundreds of screen files with the ability to branch from one file to many others in the series. Mr. Peterson has provided the would-be programmer with several demonstrations of how to do this. In essence, then, you could create a sort of information management program, although it would lack many features of a typical data base management program, such as Create-A-Base, or Commodore's Ozz.

There are a couple of things I have not been happy with, however. First, the documentation, while better than some I have seen, is written by the programmer for people who already have some knowledge of programming and computers. My impression of many in the micro industry is that they consider quality documentation unimportant, yet there are people around who are trained to explain computerese in everyday language; usually, however, they are not programmers!

The second problem concerns the Epson printer. Screen Pro was designed only for the Commodore 2022 and 4022 printers, and the author states so and shows you the section of the program where you can write a routine for your own printer. Without such a routine, however, when text is placed on the screen the Epson prints upper case characters as Epson graphic characters; lower case characters are printed correctly, but capitalized. This is a serious problem for me, and I guess the only thing to do is to write a routine to handle the case conversion.

The Epson also presents a problem for graphics applications, such as mine, because it lacks the Commodore graphics characters. However, I did figure out a simple solution for my histogram application. When one of the Commodore graphics characters is placed on the screen and printed on the Epson, it comes out as one of the Epson block-type graphics characters. So I placed all of the

OLD PET OWNERS NEVER DIE

★THEY JUST CALL ON US! ★

Our innovative line of hardware products protect the investment in your original version 4K/8K PET by extending its life and usefulness. Our software works on most PET/CBMs.

● 2114-TO-6550 RAM ADAPTER HUNDREDS SOLD!

Replaces up to eight 6550 RAMs with low cost, reliable 2114s—one at a time. Use two units for total 6550 replacement. Never worry about RAM availability again!

PHB-001	Bare Board	\$11.95
PHK-001S	Full Kit (No 2114s)	\$17.95
PH-001S	Assembled (No 2114s)	\$24.95
(\$2.50 postage/handling per order)		

● 4K MEMORY EXPANSION

Installs easily internally. Uses eight 2114Ls. Write protect provisions. Second expansion needs external +5V power. "Soft-ROM" applications. Bigger programs!

PHB-002	Bare Board	\$16.00
PHK-002	Full Kit (No 2114s)	\$29.00
PH-002S	Assembled (No 2114s)	\$42.00
PH-002	Assembled with 2114s	\$89.00
(\$3.00 postage/handling per order)		

● "REAL WORLD" SOFTWARE

For most PET/CBMs. Word Processor, Mailing List, Catalog, Satellite Tracker, Morse Code Keyer, Frequency Counter. Professional results at low cost!

\$17-\$25

Write for Free Catalog

PROMPT SHIPMENT!

California Residents, add 6% Tax

SATISFACTION GUARANTEED

Foreign Shipping Higher

OPTIMIZED DATA SYSTEMS

Dept C, P.O. Box 595 Placentia, California 92670



DEALER INQUIRIES INVITED



PET/CBM Trademark of Commodore Business Machines

VIC Software

Vic 20 memory expansion — you get 8k and 176x176 graphics for only \$59.95

12VDC Power Converter — use the Vic in your car, camper, etc. \$49.95

Brass Pounder — learn morse code the new and exciting way! \$5.95

Music Machine — play songs from sheet music using the Vic's sound. \$5.95

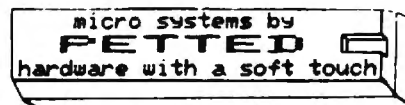
Vic Monitor — lets you do machine code programming on the Vic! \$6.95

Talking Vic — lets the Vic speak the numbers one to ten! \$8.95

Joysticks\$24.95, **Schematics**\$7.95

TRS-80 Robot Simulator program \$7.95

Add \$2.50 per order to cover shipping and handling.

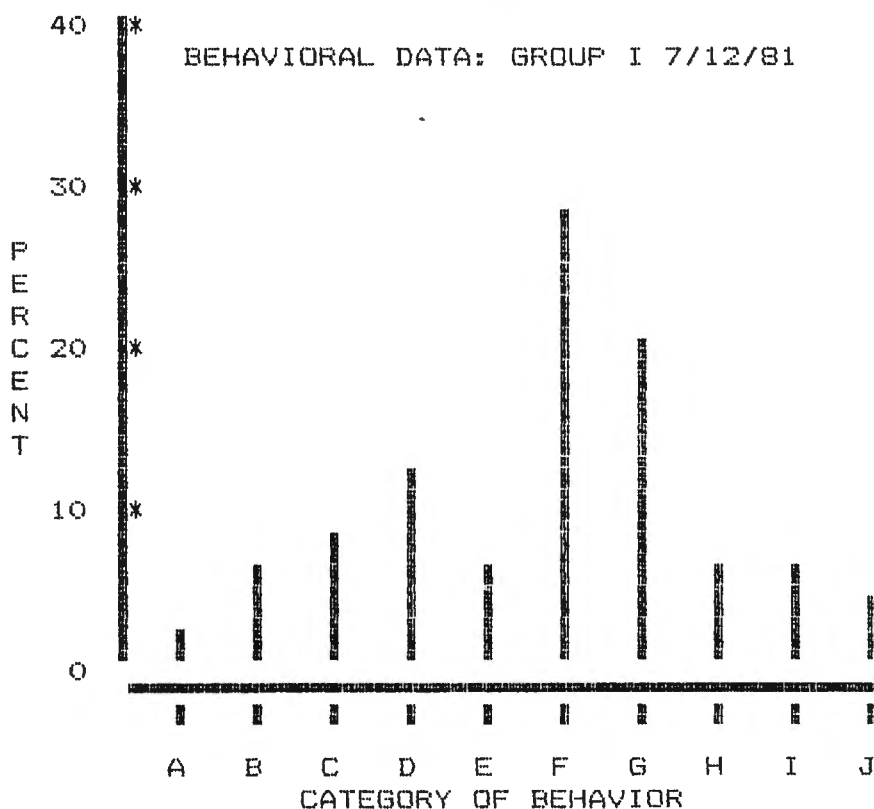


P.O. Box 21851,
Milwaukee, Wisconsin 53221

Commodore graphics characters, available from the 8032 keyboard, on the screen and then printed

these on the Epson. From the mish-mash that resulted I was able to pick out suitable symbols to

Figure 1. Histogram produced by Screen Pro



create the simple vertical and horizontal lines that are required in constructing a histogram. For example, the letter "J" on the 8032 keyboard produces a vertical bar on the Epson when the 8032 is in the graphics mode. This method produces funny pictures on the 8032 screen, but this has proved to be only a minor annoyance since there is enough resemblance to the final product produced by the Epson.

Overall, Screen Pro is a welcome addition to the software collection for the Commodore systems, and at \$39.95 is very reasonably priced. It is fast, relatively easy to use, and fills a very specific need that I have had for some time. Now, if someone would just come up with a similar package which would allow the user to produce a graph rapidly, such as a sine wave, on the screen and have the image come out on an X-Y plotter, such as the MILOT! ©

VIC-20 Update

Extended VIC-20 Input Devices: Paddles And The Keyboard

Mike Bassman and Salomon Lederman
Woodside, NY

The VIC-20 has some remarkable capabilities not documented by the manual. Specifically, you can use game paddles with the VIC-20 as well as making better use of the keyboard.

The Paddles

Have you ever seen the little nine pin port right next to the power switch? This port can be used with paddles. To make life easy, it can be used with the widely available Atari game paddles (which are used with their video games and home computers). Just plug in a pair, and we'll be ready to begin. These paddles are *linear* devices. What is meant by this is that the paddle is a much more sensitive device than a directional joystick, which can only point in eight or so directions. You may think the paddle is not even as good, pointing only left or right. This is not true.

How It Works

What the paddle actually does is isolate one position out of the 256 possible ones. When the paddle is turned to the far right, this value is 0. Every time you turn the paddle in either direction the number is increased or decreased accordingly. The VIC-20 allows us to use up to two paddles. For each of them, we can obtain a position value. These values are in memory locations \$9008 for the first paddle, and \$9009 for the second. In decimal these are 36872 and 36873, respectively (A number preceded by a "\$" signifies that it is hexadecimal).

How To Do It

Shown below is a quick one liner that prints out the values of both the paddle registers.

```
10 PRINT PEEK(36872);PEEK(36873): GOTO 10
```

Try typing and running this program now. You should see a continuous stream of two numbers flying by. Fiddle with the paddles. The numbers should change accordingly. The more you turn a paddle left, the higher the number goes (the opposite for right, of course).

Next, we'll try something a little more complicated and which might be more applicable. Program 1 will move a little ball across the screen according to your paddle position. It will also slide a musical tone up and down at the same time. Here are some notes which will explain some of the program. The first two lines are just set-up, setting volume for the tone generator and clearing the screen. Line 20 gets the initial paddle position. The next line, 30, determines the position of the ball on the screen. The ball can move from the far left edge of the screen (7900) to the far right (7921). Logically, the thing to do is to move the ball a little bit left whenever the paddle value goes a little bit up (turning towards the left). The problem is that the paddle is much more accurate than one line of the screen.

While the paddle has 256 possible calibrations, one line of the screen is only 22 characters long. What we do is to make a proportion of paddle calibrations per screen character, in this case 11.64 (obtained by dividing 256 by 22). Now we have the position of the ball on the screen. Line 40 does almost the same thing, finding an appropriate tone for the paddle position. We have 128 possible tones, so the proportion of the calibrations to tones is only 2 to 1. The next three lines just put the ball on the screen, tack a color onto it, and turn on the proper tone. Only the clean-up work remains to be done now: a small delay loop so the ball doesn't flicker badly, and erasing the ball and the color. After this, we get a new paddle reading and start all over again.

If you have run this little demonstration, the advantage of a linear device should be obvious. You can just whip the paddle back and forth without having to worry whether the computer is fast enough to keep up with you, and the ball will follow because the paddles determine an absolute position, rather than just a direction. This could be very

SOFTWARE · HARDWARE

FOR
THE

VIC 20

VIC 20 is a Registered Trademark of Commodore Business Machines



TAPE CASSETTE GAMES

- **GLOBLER** \$24.95
The Conqueror Worm gobbles globs under your control.
- **THE ALIEN** \$24.95
Fast work with inflatable alien traps makes THE ALIEN an exciting game.
- **AMOK** \$18.95
The Halls of AMOK are populated by crazed killer robots bent on your destruction!
- **ALIEN BLITZ** \$24.95
Split second reactions at the superhuman 9th level of ALIEN BLITZ will find how good you really are.
- **FABULOUS FOUR I** \$59.95
Four of our most popular and exciting game cassettes in one package.
- **STAR WARS** Blast that tie fighter!
- **DRAGON MAZE** Lurking man-eating dragon.
- **LASER WAR** Blast away space debris and aliens.
- **INVADER FALL** Alien paratroopers descend from space.

EDUCATIONAL TAPES

- **SUPER HANGMAN** \$18.95
Superior version of the popular spelling game.
- **SKYMATH** \$14.95
Decimal addition and subtraction with super graphics.

CARTRIDGE PROGRAMS

- **UMI RS232 COMMUNICATIONS INTERFACE** \$49.95
Our RS232 Communicator Interface enables the VIC-20 to talk to most RS232 devices.
- **UMI 3K RAM MEMORY EXPANDER** \$79.95
Our 3K Ram Memory Expander adds two ROM slots and 3K of RAM memory to the VIC-20
- **UMI 8K RAM CARTRIDGE** \$89.95
Our 8K RAM Cartridge adds 8K of user memory to the VIC-20.

DEALER INQUIRIES INVITED

VISA AND MASTERCARD ACCEPTED



United Microware Industries, Inc.
3431 H Pomona Blvd.
Pomona, CA. 91768

Please send me my FREE CATALOG.

NAME _____
ADDRESS _____
STATE _____
CITY _____ ZIP _____

FOR ADDITIONAL PRODUCTS SEND FOR FREE CATALOG *

“Probably the best-documented programs I’ve seen for the PET/CBM.”

- Robert Baker, September 1981 KILOBAUD

HESBAL : Assembler/editor for PET and VIC
HESCOUNT, Debugging tools for PET and VIC
HESLISTER :
HESPLOT : Hi-res graphics subroutines for VIC
HESCAT : Disk cataloging system for PET
HESCOM : Exchange data, programs between PET and VIC

V
I
C

HES

Human Engineered Software
3748 Inglewood Blvd. Room 11
Los Angeles, California 90066

(213) 398-7259
24 HOURS
SOURCE ID:
TCK308

convenient in games where speed is at a premium. In the near future, I'm sure we'll see many clever and innovative ways to use the paddles.

The Keyboard

There are two types of keyboards: ASCII, or hardware keyboards, and *polled*, or software keyboards. The ASCII keyboard is a separate device from the computer which just sends out the ASCII value of the key being pressed. The polled keyboard is a little more subtle. A polled keyboard is split up into sections of eight keys, called rows. Generally, a polled keyboard has eight rows. The computer can test one row at a time, and detect which key along with row is being pressed, if any. The polled keyboard can also detect any number of key combinations along any particular row. Consequently, polled keyboards need a fair amount of system software to do what comes naturally to an ASCII keyboard.

Most microcomputers today, the VIC-20 included, use polled keyboards because of the added flexibility and lower price. Unfortunately, the VIC-20 does not let us normally get at some of those nice features. To us, from BASIC, it seems just like an ASCII keyboard. We can only obtain one character at a time using the GET command. If two keys are being pressed down at once, the GET command will almost randomly choose one of those two as the value that gets sent back to the user. If you wanted to do a two player game or a game requiring simultaneous depressing of more than one key, life would be very difficult. But here's how it can be done.

Polled Keyboard Encoding

The VIC-20 polled keyboard has eight rows of eight keys each. Each row can be selected by a particular value. The eight values for the eight rows are all shown in Table 1. These values are by no means arbitrary. If you examine the table, you can see that the values are given in binary, as well as decimal and hexadecimal. Row values were made by turning on all the bits in the byte, then turning off the bit which the row represents. For example, the first row has all the bits on (set to 1) except for the one on the far left, which is off (or 0). Then this binary number is simply used in its hexadecimal or decimal form to represent the row. Each key along the row is handled in exactly the same manner as the rows (for example, the value representing the first row would be the same as the one representing the first key in that row). This is a little confusing, but it works out well in the end. Table 2 is the keyboard encoding matrix. It shows all the row values going down, and all the keys along each row, and their value. For instance, the keys on row 223 are F3, =, :, K, H, F, S, and Com-

modore. The value of the Commodore key would be 254.

Implementing Keyboard Theory

Using an individual row on the keyboard is accomplished as follows. You select a row by POKEing its value into a memory location we'll call the row select register. Then you can get the information as to which key(s) is hit by PEEKing another location, the keyboard data register. The row select register is located at \$9120 (37152), and the data register at \$9121 (37153).

Things don't work out as easily as doing just one POKE, then another PEEK. The problem, in this case, is the RUN STOP ROUTINE. This part of BASIC is the one that checks if you hit this key during the execution of a program. If you have, the program stops. What the routine does is, after every command executed, it puts a 247 in the row select register (the row which has the RUN STOP key) and checks the data register for a value of 254 (eighth key over). If the data register is 254, then you have hit the RUN STOP key, and program execution terminates.

What this means for us is that, even after we have just chosen a row by POKEing a value into the select register, the RUN STOP routine will change it right back to a 247. Very bad news indeed, unless you only want to use row 247. Not only that, but you can't use the RUN STOP key for your own purposes. There is a way to disable the RUN STOP key. POKEing 808 with 114 turns off the RUN STOP key, and POKEing 808 with 112 turns it back on again. This does not solve our problem. Turning off the RUN STOP key will prevent it from ending program execution when that key is hit, but the routine still stores that 247 in the select register. However, when we clear up the major problem, turning off the RUN STOP key will allow us to use that key in our programs.

A Solution

The way to solve this problem is by noticing that this routine operates after every BASIC command. What must be done is to POKE in our select value, then PEEK the data register, all in the time of less than one BASIC command. Machine language is the answer. The VIC-20 can use machine language even though it has no direct facilities for entering or saving it. [See Jim Butterfield's *Tinyman in COMPUTE! #20*, pg. 176 which provides a monitor for VIC - Ed.] We are going to use a very short machine language routine that simply puts our row into the select register, looks at the data register, then puts the contents of the data register into a RAM location that the BASIC program can look into. Program 2 shows just such a machine language program. Not much to it at all, just five lines OF CODE. The first

ASERT yourself... with CFI's new Database Retrieval System

WHO CAN USE ASERT?

libraries
 personnel departments
 dating services



schools
 employment agencies
 accountants

ANY BUSINESS THAT KEEPS RECORDS CAN USE ASERT TO:

- Create up to 21 fields per record
- Restructure fields at any time
- Sort on any field at any time
- Use FREE-TEXT area for comments
- Create up to 90 searchwords
- Search & retrieve on any combination of 90 searchwords
- Search with MUST HAVE, MAY NOT HAVE and OPTIONAL operators
- Print out hardcopy including labels
- Output to any word processor
- Compile summary statistics
- Maintain 1900 records per disk with "virtual" 5K record length

ASERT — Aid for Search & Retrieval of Text — \$495 complete

For the 8032 CBM and 8050 disk drive — Commodore Approved Software

OTHER CFI SOFTWARE

Federal Income Tax Preparation System*
 Personal Tax Calculator*
 Emergency Control Program*
 VIC Animation Tutorial

*Distributed for CFI under the Commodore label

ALL CFI SOFTWARE AVAILABLE

from your local Commodore dealer
 or direct from CFI

CFI . . . Computer Solutions, 201 West 92 St., New York, NY 10025

instruction loads in the row value, in this case a \$7F (127). The second stores it in the select register. The next picks up a value from the data register. The last two just store that value in accessible RAM (at \$1DFF, or 7679), then returns back to BASIC.

This routine will do the trick because it does what we want in less than one BASIC command. Even though the VIC-20 has no real method for entering machine code data, it can be done anyway. You just take the machine code values, convert them into decimal, and stick them into a BASIC DATA statement. Then just add a line of BASIC that reads the values and puts them in the correct place. In Program 3, we have a complete demonstration. Lines 30 and 40 are the aforementioned DATA statement and reader/POKER. Line 5 turns off the RUN STOP.

Lines 10 and 20 need a little bit of explanation.

Table 1.

127 - 7F - 0111 1111
 191 - BF - 1011 1111
 223 - DF - 1101 1111
 239 - EF - 1110 1111
 247 - F7 - 1111 0111
 251 - FB - 1111 1011
 253 - FD - 1111 1101
 254 - FE - 1111 1110

We are going to put the machine language routine into the top of available memory. Unfortunately, BASIC also wants to use this space. These lines tell BASIC not to use the highest 21 bytes of RAM. Locations 51 and 52, as well as 55 and 56 contain the top of BASIC RAM in low, high format. Low, high format is when the low byte of an address

Table 2: Keyboard Matrix Table

Column (POKE)	Row (PEEK) →							
	127	191	223	239	247	251	253	254
127	F7	Home	—	∅	8	6	4	2
191	F5		@	O	U	T	E	Q
223	F3	=	:	K	H	F	S	COMMO- DORE
239	F1	RIGHT SHIFT	.	M	B	C	Z	SPACE
247	CURSOR	/	,	N	V	X	LEFT SHIFT	RUN STOP
251	CURSOR	;	L	J	G	D	A	CTRL
253	RETURN	*	P	I	Y	R	W	
254	DEL	£	+	9	7	5	3	1

precedes the high byte of it. To calculate an address from this format, just use this formula: (256*high byte + low byte = address). Normally the low and high byte for the top of BASIC are 00 and 30, respectively (yielding an address of 7680). These we change to 235 and 29, giving an address of 7659. Line 50 goes to our machine code routine, line 60 prints the result, and 70 repeats the process. Try it now. I'll wait. If you press one of the keys from the first row, the appropriate value will be printed. No key is indicated by its printing 255. As it is now, this program will print first row values. To change the row, just change the second item of data in line 30. I used this program, incidentally, to make the keyboard matrix chart.

All this may seem pretty useless to you at this point. Our next program will do something that cannot be done with regular old BASIC. Program 4 will play a tone of varying pitch depending on which of two keys you hit. Doesn't sound too exciting, but it will play the two tones one after the other even if both keys are pressed at the same time. This is the basis of two-player games, where the computer can fairly give one turn to each player. All the material in this program should be old hat to you now, so I won't bother to explain it.

Hopefully you've learned to use your paddles and keyboard now. Put them to good use!

Program 1.

```
1 REM Listing 1
5 POKE36878,3
10 PRINT"[Shift/Home]"
20 X=PEEK(36872)
30 L=7921-INT(X/11.64)
40 T=255-INT(X/2):IF T=255 THEN T=
   254
50 POKEL,81
55 POKEL+30720,2
60 POKE36874,T
70 FOR K=1 TO 10:NEXT
80 POKEL,32:POKEL+30720,1
90 GOTO20
OK
```

Program 2.

```
A9 7F LDA ##7F
BD 20 91 STA $9120
AD 21 91 LDA $9121
BD FF 1D STA $1DFF
60 RTS
```

Program 3.

```
5 POKE 808,114
10 POKE 51,235:POKE 52,29
20 POKE 55,235:POKE 56,29
30 DATA 169,127,141,32,145,173,33,
```

```
145,141,255,29,96
40 FOR K=1 TO 12:READ X:POKE 7659
   +K,X:NEXT K
50 SYS 7660
60 PRINT PEEK(7679);
70 GOTO50
OK
```

Program 4.

```
1 REM Listing 4
10 POKE808,114:POKE51,235:POKE52,29
   :POKE55,235:POKE56,29:POKE36878,
   3
20 DATA169,127,141,32,145,173,33,
   145,141,255,29,96
30 FOR K=1 TO 12:READ X:POKE 7659
   +K,X:NEXT K
40 POKE 7661,127:SYS 7660
50 IF PEEK(7679)=254THENPOKE36874,
   200:FORK=1TO500:NEXTK:POKE36874,
   0
60 POKE7661,191:SYS 7660
70 IF PEEK(7679)=127THENPOKE36875,
   200:FORK=1TO500:NEXTK:POKE36875,
   0
80 GOTO 40
OK
```

©



MALA

Educational Programs
For Your Pet For Only

\$48

For 8 Issue Subscriptions

• PET • COMMODORE • VIC •

Each "MALA" comes to you on cassette with 4 brand new programs to load and run on your Pet.

COMM•DATA SYSTEMS, INC.

P.O. BOX 325
MILFORD, MICHIGAN 48042
(313) 685-0113

• PET • COMMODORE • VIC •

GAMES FOR YOUR VIC

VIC TREK • HANGMAN
TANK • YAHTZEE
DAMSEL • NAB PLUS
AND MANY MORE

only \$7.95

Each

▶ FREE Program Summaries available

Timekeeping

Keith Schleiffer
Annandale, VA

The friendly computer guide that comes in the box with your VIC 20 mentions several interesting features that the casual reader can easily miss. In my most recent rereading, I discovered the timekeeping feature of the VIC. The computer can keep real clock time, count elapsed time, or time controlled pauses during program execution.

The clock is available as the reserved variables TI and TI\$. TI actually counts time passing. TI\$ is a string variable, which depicts this time count in HHMMSS format (hours, minutes, and seconds, without any punctuation) on a twenty-four hour clock.

How does the VIC do this timekeeping? When the computer is first turned on, the timekeeper initializes at 000000 (midnight). You can then set it to act as a clock by assigning to TI\$ a string representing the correct time. For instance, if I initialize the timekeeper as a clock at 1:29:30 in the afternoon, I would enter the statement:

```
TI$ = "132930"
```

The VIC would convert this to 48570 seconds after midnight, multiply by sixty, and assign:

```
TI = 2914200
```

and continue counting from there. TI is counted in one-sixtieth second intervals; that is, when TI has increased by sixty, one second has passed. The time count is kept in memory locations 160, 161, and 162.

Once you have set the correct time, you can check it whenever you wish by entering:

```
PRINT TI$
```

and the VIC will display the time, again in HHMMSS format. I like to set TI\$ to keep clock time, and check it occasionally, so my wife doesn't have to complain about getting less attention than the computer. The timekeeper can be used in programming to control operations at scheduled times during the day, such as periodic data-collection from an experiment, or to control your lights in a household security program.

To use the VIC to count elapsed time, you cannot start and stop the time counter. To get around this problem, you must run a second variable to count time in parallel with TI, then stop counting with that second variable when the timed period is over. The following program uses the "hit any key" concept to start and stop timing:

```
100 GET A$: IF A$=" " THEN 100
110 TS=TI
120 PRINT "TIMING"
130 TC=TI : GET A$: IF A$=" " THEN 130
140 TE=(INT((TC-TS)/6+0.5))/10
150 GOSUB 400 : PRINT T$
160 END
400 REM CONVERTS SECONDS TO HH:MM:SS.S
    FORMAT
410 H1=INT(((TE/60/60/24)-(INT(TE/60/60/24)))
    *24)
420 B1=STR$(H1)
430 H$=MID$(B$,2,2) : IF H1<10 THEN H$="0"
    +MID$(B$,2,1)
440 T3=TE-(H1*60*24)
450 M1=INT(((T3/60/60)-(INT(T3/60/60))) *60)
460 B$=STR$(M1)
470 M$=MID$(B$,2,2) : IF M1<10 THEN M$="0"
    +MID$(B$,2,1)
480 T2=T3-(M1*60)
490 S1=INT(((T2/60)-(INT(T2/60))) *60)
500 B$=STR$(S1)
510 S$=MID$(B$,2,4) : IF S1<10 THEN S$="0"
    +MID$(B$,2,3)
520 T$=H$+":"+M$+":"+S$ : RETURN
```

Line 130 converts TE to the elapsed time in seconds and rounds off to the nearest tenth. The subroutine starting at line 400 will convert this to "clock" display, complete with colons in HH:MM:SS.S format, down to tenths of seconds. A simpler approach would use TI\$ by assigning to it the elapsed time value and immediately printing it:

```
140 TE=TC-TS
150 TI=TE : PRINT TI$ : END
```

You won't want to use this method if you are using TI as a real clock, or if you're relying on the timekeeper to track more than one period at once.

You can use the timekeeper for the scoreboard in a game, either by displaying stopwatch time or TI\$, to show time passing, or by calculating time remaining and displaying a countdown timer. The following program is a version of the countdown timer.

```
100 PL=5 : REM PERIOD LENGTH 5 MINUTES
110 PS=TI : REM PERIOD STARTS NOW
120 PF=PS+PL*60 : REM PERIOD FINISH TIME
130 TR=PF-TI : REM TIME REMAINING
140 GOSUB 400
150 PRINT "[clr]" T$
160 IF TI<PF THEN 130
170 END
400 REM CONVERTS SECONDS TO MM:SS
    FORMAT
440 T3=INT(TR/60+0.5)
450 M1=INT(((T3/60/60)-(INT(T3/60/60))) *60)
460 B$=STR$(M1)
470 M$=MID$(B$,2,2) : IF M1<10 THEN M$="0"
    +MID$(B$,2,1)
480 T2=T3-(M1*60)
```

```

490 S1 = INT(((T2 / 60) - (INT(TE / 60))) * 60)
500 B$ = STR$(S1)
510 S$ = MID$(B$,2,2) : IF S1 < 10 THEN S$ = "0"
      + MID$(B$,2,1)
520 T$ = M$ + ":" + S$ : RETURN

```

The most valuable feature of the timekeeper is the ability to control the length of pauses made during execution, independent of the program lines being executed. The friendly computer guide shows how to make delays by using a FOR ... NEXT loop with the statements:

```
FOR I = 1 TO 100 : NEXT I
```

The major problem with this method is that it ties up the whole program while you pause. You can insert program lines for execution during the loop, but then some guesswork and experimenting will be necessary every time you program to obtain the desired pause. Frequently you will have to compromise between the statements you want to execute and the time you can allot to the pause. Finally, if the lines executed during the pause contain the decisions with varying amounts of program to be executed based on the decision, the length of the pause becomes unpredictable.

Getting Control Over Pause

The timekeeper counts independently, on a steady basis, and allows you to assume control of the length of a pause, while permitting other parts of the program to continue. To do this you simply note the time the pause begins and add the desired pause length, giving the time the pause will end. An IF decision watches for the clock to exceed that end time, and you can run other parts of the program while the pause is in progress. The decision watching for the end of the pause must be made with a reasonable frequency, so the number of statements you can execute between repetitions of the end-time decision will depend on how long the pause is and how exact you want the measurement of the pause to be.

As a very conservative rule-of-thumb, allow twenty eighty-character (multiple statement) program lines to reach the end-time decision at an interval of about ten percent of the total pause length. For example, if I pause for about ten seconds, I can allow up to one second, or about twenty program lines. Similarly, a two-second pause will allow up to four program lines between repetitions of the end-time decision. You can use a greater number of lines if they do not contain several statements each.

These time estimates are very rough: do some experimenting yourself to find how many statements you can squeeze in and still get accurate control of the pause length. Once you have established some rules for yourself, they should be

useful in all your programming.

As an example of the pause, let's say that I'm writing a game program in which we explore a dungeon. If someone casts a magic spell of darkness, then I want to give no visual clues for the length of the spell – say twenty seconds – while the action of the program continues. The following segment of a program will provide that effect:

```

100 DEF FN PS(T2) = TI + (T2 * 60)
350 REM THE SPELL IS CAST
360 GOSUB 900 : P1 = FN PS(20)
370 REM P1 = TIME TO END BLACKOUT
380 REM THE
390 REM PROGRAM
400 REM CONTINUES
410 REM RUNNING
420 REM WITH A
430 REM BLACK
440 REM SCREEN
490 REM (UP TO FORTY PROGRAM LINES)
775 IF TI > P1 THEN GOSUB 902 : GOTO 800
780 GOTO 380
800 END
900 POKE 36879,8 : FOR I = 38400 TO 38906 :
      POKE I,0 : NEXT I
905 RETURN : REM BLACKOUT MAKER
920 POKE 36879,78 : RETURN : REM BLACKOUT
      LIFTER

```

This application uses the function PS to relate the desired pause length (T2) to a future time value (P1) which defines the end of the blackout.

Another application of the pause timer can limit how often I may perform an action. I'm writing a game in which the player fires a laser cannon that takes five seconds to recharge before it can be fired again. The line which times the firing interval looks like this:

```

350 IF PEEK(197) = 35 AND TI > P1 THEN GOSUB
      800 : P1 = TI + (5*60)
800 RETURN : REM VISUAL AND SOUND EFFECT
      FOR LASER FIRING

```

Here there is no need to worry about running the end-time decision within a set interval – the next time I want to fire the cannon, the logical AND in the decision checks to see if it has recharged. This pause method can also be used in an education program, to limit how soon the student may answer after a question appears, or may try a second time after an incorrect first answer has been entered.

If you're interested in converting existing programs to timekeeper pauses, the statement:

```
FOR I = 1 TO 100 : NEXT I
```

is worth about eight counts on the timekeeper, or 0.13 seconds. There will be some difference between this statement and a longer loop. For instance, modifying the statement to:

```
FOR I = 1 TO 1000 : NEXT I
```


80/40 COLUMN ALIEN INVADERS**\$29.95**

Exactly duplicates the famous arcade game. Enjoy hours of challenging fun. For Commodore Computers with Release 4 of BASIC, either 40 or 80 Column Screens

COMMODORE VIC SOFTWARE

Quality Software which incorporates exciting Sound, Color, Graphics and Animation. Show off all of the many facets and capabilities of your computer.

Lunar Lander	Home Finance
Wrap	Math Drill
Breakout	Hangman
Blackjack	Yahtze
Pong	Othello
Slots	Target Moon
Alien Raiders	Shooting Gallery
Bombs Away	Capture

All of the above are priced at \$9.95 or select any three for \$27.50. Please add \$3.00 and specify the DOS release if you wish disk based software.

Send SASE to be included on our mailing list.

Add .50 shipping and handling. Thank You.

MasterCard
and VISA
Accepted.

MICRO SPEC LTD

2905 Ports O'Call Ct. Plano, Tx 75075 (214) 867-1333

ACADEMY Software

FOR THE VIC-20*

- **TYPING TUTOR - \$9.95**
4 programs of increasing difficulty teach touch typing. Calculates words per minute and counts errors.
- **FLASH-TESTER & FLASH-LOADER - \$7.95**
2 programs. Tester program selects questions once per round at random, keeps score and allows re-test of missed questions. Data tape with 50 States and their capitals included. Loader program allows you to make your own data tapes for use with the Flash-Tester. (Use for English-foreign vocabulary, historical events-dates or names, etc.)
- **HANGMAN - \$7.95**
Animated custom character rewards the correct answer with music and a dance. Lose and he is hanged. Instructions for changing the word list are included.
- **SHARK JAWS - \$8.95**
Arcade type game. Animated custom character swimmers try to cross channel as sharks attack. Harpoon the sharks to bring your swimmers in and beat the previous high score.
- **VIC-DEFLECTION - \$6.95**
Game for 1 to 4 players in turn. Keeps score of all players. Level of difficulty option. Deflect the moving ball into the target.

Shipping & handling \$1.00 per order
California residents add 6% sales tax

Sold by mail only

ACADEMY SOFTWARE
P.O. BOX 9403
SAN RAFAEL, CA 94912

This is worth 72 counts, or 1.2 seconds, not the eighty counts one might expect. This is because of the "overhead" time needed to establish the loop during execution. There may even be differences between machines. You can check your own timing with this simple program:

```
10 BT = TI
20 FOR J = 1 TO 1000 : NEXT J
30 FT = TI
40 ET = FT - BT
50 PRINT ET, ET/60
```

This displays the time passed in both counts and seconds. Try varying the length of the loop in line 20 to get a general idea of what the "overhead" time is on your computer.

You need to do nothing to the timer to use it as a basis for pauses. However, if you have the VIC on for long periods, or if you set TI\$ to keep clock time and run the program near midnight, be careful: if the pause starts before midnight and ends after, you may never reach the end of the pause, since the clock resets to 000000 at midnight. You can put in additional statements to watch for this problem and compensate for it; you can have the program reset the clock to 000000 before timing any pauses; or you can ignore the possibility and

hope for the best. The third option, technically unsound as it is, requires the least effort and presents no great threat.

These pause techniques have two important features: controllable pause lengths and the ability to run other, unrelated parts of the program while the pause is in effect. When you develop a program, you can select a length of pause that will not change as you add, change, remove, or relocate program statements. The pause can also be lengthened or shortened to suit your needs, without major changes in the program itself. You have made your pause independent of the program that contains it. At the same time, you can execute lines of an unrelated portion of the program while the pause is in progress, making the program independent of the pause it executes. The timekeeper in the VIC gives the programmer much better control of realism in his game and simulation programs. ©

COMPUTE! The Resource.

An Easy Way To Relocate VIC Programs On Other Commodore Computers

Greg Sherwood and Ross Sherwood
Manhattan, KS

BASIC programs that are generated on Commodore's new color computer, the VIC-20, start at memory location 4097 rather than at 1025 as in Commodore's other computers. Thus, if you wish to use features available for some of the other computers such as Toolkit, etc. to edit or modify a program written or stored from a VIC, you need to relocate the program so it starts at memory location 1025.

The following is a description of a quick and simple method of relocation of VIC programs, I will describe two versions, one using the built in monitor and the other done in direct mode.

To relocate a VIC program from the monitor, load the program from tape and then enter the monitor with SYS1024. Next, look at the first part of BASIC memory by typing M 0400 0400. Make the following changes to the displayed memory:

```
'M 0400 00 01 10 00 00 99 00 XX'
  (XX means doesn't matter.)
```

Next exit the monitor by typing an X. Now type LIST and the VIC program should list out with an additional line (line 0) at the beginning: 0 PRINT Finally type "0" and RETURN and the VIC program is relocated and can be edited or modified at will.

To accomplish the same change in direct mode, the following six POKES are entered:

```
POKE 1025,1:POKE 1026,16
  change link pointers to VIC program
POKE 1027,0:POKE 1028,0
  create line #0
POKE 1029,159
  put PRINT on line 0
POKE 1030,0
  end of line indicator
```

Now, as above, type LIST and the VIC program will list with the additional line 0 PRINT.

Last, type "0" and the line 0 will be eliminated so the VIC program can be edited.

This method works with both BASIC 3.0 and 4.0 Commodore computers and, through it hasn't been tested on other versions, it should work on those as well. It has been successfully used on both 40 and 80 column machines.

If you should wish to relocate several VIC programs in succession, the following assembly language subroutine can be used. It begins at location 926 in the second cassette buffer and can be called by SYS926. To load this program, enter the monitor and type M 039E 03C8 and change the memory as follows:

```
039E A9 00 8D 03 04 8D 04 04
03A6 8D 06 04 A9 30 8D 6F 02
03AE A9 01 8D 01 04 A9 10 8D
03B6 02 04 A9 99 8D 05 04 A9
03BE 0D 8D 70 02 A9 02 85 9E
03C6 60 00 XX XX XX XX XX XX
```

This program can be saved on tape or disk by saving from 039E to 03C8 and then can be loaded in anytime and used to relocate VIC programs with a SYS926 command until the machine is turned off or the second cassette buffer is used for some other purpose. This subroutine is located high enough in the second cassette buffer that disk operations don't overwrite it.

This subroutine automatically erases line 0 and so that, when you return to BASIC, the VIC program is moved and ready to be edited, etc. without the necessity of removing line 0.

```
039E A9 00 LDA #$00
03A0 8D 03 04 STA $0403
03A3 8D 04 04 STA $0404
03A6 8D 06 04 STA $0406
03A9 A9 30 LDA #$30
03AB 8D 6F 02 STA $026F
03AE A9 01 LDA #$01
03B0 8D 01 04 STA $0401
03B3 A9 10 LDA #$10
03B5 8D 02 04 STA $0402
03B8 A9 99 LDA #$99
03BA 8D 05 04 STA $0405
03BD A9 0D LDA #$0D
03BF 8D 70 02 STA $0270
03C2 A9 02 LDA #$02
03C4 85 9E STA $9E
03C6 60 RTS
03C7 00 BRK
03C8 00 BRK
```

Review:

UMI Amok For VIC

Harvey B Herman
Associate Editor

One of the reasons people buy personal computers is to play games. I confess that this reviewer is no exception. In contrast to all the serious applications of computers, it is still fun to relax and play an occasional interesting and challenging game. The Commodore VIC is particularly suited for game playing as it comes with an interface for a joystick and can play sound effects through the TV speaker. Unusual displays are also possible because one is not limited to a standard character set composed of letters, numbers, and graphics. A knowledgeable user can define a new set for special effects.

Until now, the VIC games I have previewed have, for the most part, been good, but nevertheless have not taken full advantage of all the VIC's capabilities. All of them have been written in BASIC which can be too slow for good animated displays. Machine language usually looks much more realistic. The AMOK program was a pleasant surprise. The author, Roger Merritt, seems to have done everything right. His machine language program uses the features of the VIC to advantage. My kids, on whom I rely to advise me on game programs, rated it a 9 (out of 10 possible). I did enjoy playing with it myself, but not as much as they did.

You Against The Angry Robots

The game works like this: you are in a partitioned room with angry robots. The robots, shown in various colors, are shooting at you and you, of course, are dodging and returning their fire. You get three chances before the game is over. You lose a chance whenever your character touches the walls, partitions, or robots. If the robots hit you with their fire, you also lose a chance. Your character is controlled with a joystick or the keyboard. Other rooms can be entered (the door closes behind you) where you encounter a new set of differently colored robots. The object of the game is to score the most points. The color of the robot determines its point score and there are bonus scores. The difficulty of the game is set at the beginning.

I think, in all fairness, our enthusiasm is partly due to some of the relatively pedestrian VIC programs which we have previously seen. Your character in this program is a sight to behold. I have

Your VIC® Will Smile
When It Meets **VIXEL™**.



Your VIC is one cute little beast, with lots of features for the price: color, sound, PET Basic, and a real keyboard. But your VIC needs programs to show off all those great features, and that's what VIXEL is all about. We bring you a cassette with several clever, imaginative programs, created just for the VIC. Naturally, a well-written booklet of instructions comes with every VIXEL.

VIXEL #1 is available now for only \$12.95, including shipping in the US and Canada. It's the sort of outstanding software package you'd expect from the folks who have published over 150 great CURSOR programs for the PET.

VIXEL will make your VIC smile. And you'll smile too.

VISA and Mastercard welcome

VIXEL™

VIXEL is a trademark of The Code Works.
VIC is a trademark of Commodore Business Machines, Inc.

**THE CODE
WORKS**

The Code Works
Box 550
Goleta, CA 93116
(805) 683-1585

Great VIC Software

New Programs for your VIC Computer
On Cassette!

COLOR & SOUND

- Cattle Roundup
- Artillery Shoot
- Micro Maze
- Snake Out
- Trapper
- Adventure
- Head On
- Target
- Hang In
- Chase

\$9.95 ea.

(Includes shipping, Arizona residents add sales tax).

Ready To Load — Hours of Fun!
Write For Free Catalog

ComputerMat
Software

Box 1664 Dept. V
Lake Havasu City, AZ 86403

not seen graphics this good on either the VIC or the PET and it approaches animations I've seen on dedicated video games. I recommend this program highly, particularly if you have game playing kids. I am told it is similar to the arcade game BEZERK. An adult may not stay interested for hours, but a kid will. Think of all the quarters you will save.

Hints by Herman – if you have added the 3K memory expansion, a special load sequence is necessary. Use:

LOAD “”,1,1
SYS 4110

This is not in the instructions.

United Microwave Industries
3431 H Pomona Blvd.
Pomona, CA 91768
\$18.95

©

Review:

UMI 3K VIC Memory Expansion

Harvey B. Herman
Associate Editor

This small circuit board is designed to plug into the 44 contact female edge connector inside the VIC. It adds 3K of RAM memory to the 5K normally present. When the VIC is powered up, the bytes free message should now total 6655 instead of 3583. This means that programs loaded from tape can be almost twice as long as before without running out of memory. The board also has two empty ROM sockets which allow up to 16K of programs on chips to reside permanently in memory. These programs do not disappear when power is turned off or lost. Initial startup with ROM-based software is much more convenient compared with a long program loading from tape. Many ROM games and other interesting ROM programs will be marketed by UMI and other companies. This board will allow you to use them without additional expense.

The circuit board is easily installed. The VIC case does not even have to be opened as the board fits through the opening in the rear. If you read and follow the quite explicit directions, I predict you won't have any difficulty.

It's Solidly Constructed

I have several positive comments. The board looks solidly constructed and seems to be well thought out. Each ROM can be placed in one of two areas of memory and three ROM sizes can be accommodated. The instructions even give technical hints to advanced hobbyists who intend to program their own ROMs. The price is competitive with similar boards I have seen advertised, but have not yet examined critically.

I have two minor negative comments. Contact fingers on the board are not gold plated so corrosion could be a problem under certain conditions. This will probably not be a concern in typical household use, however. The board sticks out a little from the back of the VIC and is unprotected. Users will have to take care that it does not get knocked about. Again, I do not see this as a serious problem.

As you may have inferred, I am quite happy with this memory expansion. I felt somewhat limited by the small amount of available RAM in the original VIC. Now I can run more ambitious programs. I am also looking forward to installing the better ROM-based programs when they become available.

United Microwave Industries
3431 H Pomona Blvd.
Pomona, CA 91768
\$79.95

©

Introducing

NUFEKOP

SOFTWARE PEOPLE

Games for VIC 20 available now

ALL 5 FOR \$35.00 OR \$9.99 A PIECE

VIC-MAN - you guessed it - you won't believe it

ALIEN PANIC - dig holes through brick floors of three story laddered maze to trap alien

DODGE CARS - fast fun hard to quit playing - keeps top 5 scores and compares with last 50

BLOW UP - you and a live mine field filled with booty - get as much as you can in two minutes

BANK ROBBERS - just try to make crime pay - before the police come

ALSO - Collide, Bomber, Raceway and many more send \$5.00 for more information.

***NUFEKOP**

P.O. BOX 156, SHADY COVE, OREGON 97539-0156

VIC is a registered trademark for Commodore Bus. Machines

*NUFEKOP: Druid origin, concerned with the putting of an extraordinarily large amount in a small pocket or enclosure; possible mystical connotations.

Alphabetizer

Jim Wilcox
Vienna, WV

The following program will alphabetize letters or put numbers in order from lowest to highest. The first thing that will happen is the screen will clear and the message "HOW MANY VARIABLES?" will appear on the screen. You then type in the number of names you wish to sort. The variable "VAR" will take on the value typed in. The statement at line number 20 will set the amount of variables of the dimensioned variable "A\$". If you are stuck on dimensioned variables, read on.

DIMensioned Variables

Dimensioned variables can be compared to houses on a street. Let's say the house numbers on this block start at one and end at ten. They all belong to the street named, say "Washington." To make things easier than naming each house after a different president, they are given numbers. There might be another house with the number two, but not on the same street. The name of the street is the variable, but there is more than one house on the street, which are variables too. To get a letter to

house #2 on Washington Street, one would have to write the person's name, "Jones," who would reside at 2 Washington Street. In a computer program, one could set the variable WASHINGTON\$(2)="JONES". 1 Washington Street might have the "George's" living there so the variable would be WASHINGTON\$(1)="GEORGE". So a dimensioned variable is a variable that has other variables related to it, i.e. all the people on the block have in common the fact they live on Washington Street.

I recommend that you try a small list first, such as ten of the letters of the alphabet mixed up. This will not take long to put the characters in order and the programmer can tell whether the program was typed in properly. On longer lists it becomes tempting to hit the RUN/STOP key to see if the computer is stuck in an endless loop, but the longer the list, the longer it takes.

```

10 INPUT "{CLEAR} HOW MANY VARIABLES"
   ; VAR
20 DIMA$ (VAR+22)
30 FORA=1TOVAR
40 PRINT "# "A;
50 INPUTA$ (A)
60 NEXT A
70 PRINT"ALPHABETIZING"

```

```

80 FORA=1TOVAR-1
90 FORB=A+1TOVAR
100 IFA$(B) <=A$(
   A) THEN SM$=A$(
   B) : A$(B) =A$(
   A) : A$(A) =SM$
110 NEXT B
120 NEXT A
130 PRINT"FINISH
   ED ALPHABETI
   ZING"
140 POKE36878,8
150 POKE36874,25
   0
160 FORA=1TO500
170 NEXT A
180 POKE36878,0
190 POKE36874,0
200 FORA=1TOVAR
   STEP22
210 FORB=ATO A+21
220 PRINTA$(B)
230 NEXT B
240 GETA$: IFA$="
   "THEN240
250 NEXT A
260 END

```

COMPUTE!'s Listing Conventions

Many programs which are listed in **COMPUTE!** use cursor control keys, color keys, and so forth. We have established a listing convention which we believe eases the task of typing programs in accurately.

PET/CBM/VIC Conventions

Generally, PET/CBM/VIC programs will contain bracketed words for any special characters: [DOWN] means the cursor-down key; [3 DOWN] means type the cursor-down key three times.

If a program line runs over into the next line down, the ~ symbol indicates where the line broke (in case the number of spaces is unclear between quotes). An underline means that that key is shifted.

VIC Conventions

SET COLOR TO BLACK	[BLK]
SET COLOR TO WHITE	[WHT]
SET COLOR TO RED	[RED]
SET COLOR TO CYAN	[CYN]
SET COLOR TO PURPLE	[PUR]
SET COLOR TO GREEN	[GRN]
SET COLOR TO BLUE	[BLU]
SET COLOR TO YELLOW	[YEL]
FUNCTION ONE	[F1]
FUNCTION TWO	[F2]
FUNCTION THREE	[F3]
FUNCTION FOUR	[F4]
FUNCTION FIVE	[F5]
FUNCTION SIX	[F6]
FUNCTION SEVEN	[F7]
FUNCTION EIGHT	[F8]
ANY NON-IMPLEMENTED FUNCTION	[NIM]

*VIC 20 USERS!

EXPANDOR MODULE

add 24K with Expander

an open-air board

\$295.00

Expander plugs directly into the *VIC 20 expansion port and requires NO additional power supply. Expander is a cost effective way to expand the 3K internal memory of the *VIC 20 up by 24K!!! Programming of the *VIC 20 has become more practical with the introduction of Expander.

Ask your local computer dealer
or

send check or money order to:

QUANTUM DATA, INC.

3001 Red Hill Ave.

Bldg. 4, Suite 105

Costa Mesa, CA 92626

(714) 754-1945

*a trademark of COMMODORE
CA residents add 6% sales tax

DISKSHARE 9000

Multi
User
System

- Works with all combinations PET/CBM models.
- 100% Hardware. No software required!
- No special commands, User TRANSPARENT!
- Up to 8 users can share a disk &/or printer.
- 10, 15, 20, & 25 foot cables available.
- Connects in minutes, no tools necessary.
- Ideal for EDUCATIONAL & BUSINESS needs.
- Increases productivity – Reduces Costs!

DISKSHARE 9000-3	3 USER SYSTEM WITH 6ft. CABLES	\$ 749.00
DISKSHARE 9000-8	8 USER SYSTEM WITH: - THREE 6ft. CABLES - THREE 10ft. CABLES - TWO 15ft. CABLES	\$1149.00
DISKSHARE 9001-6	ADD-ON CABLE (6 FOOT LENGTH)	\$ 79.95
DISKSHARE 9001-10	ADD-ON CABLE (10 FOOT LENGTH)	\$ 99.95
DISKSHARE 9001-15	ADD-ON CABLE (15 FOOT LENGTH)	\$ 119.95
DISKSHARE 9001-20	ADD-ON CABLE (20 FOOT LENGTH)	\$ 139.95

For More Information Call:

Questar International Inc.

Suite 102
7270 Woodbine Avenue,
Markham, Ontario Canada
(416) 490-8044

dealer and
distributor inquiries
invited

CAPUTE:

Corrections and Amplifications

— Issue #16, pg. 107, "The Unwedge": in line 116, the final datum should read H259, not H25.

— Issue #18, pg. 60, "Bits, Bytes and Basic Boole" the following lines should be changed in the program listing:

```
1060 FOR A1=0 TO 3
1070 A2=2↑A1
1090 SC(0,A3,A1) = SA(A3 OR A2)
```

— Issue #18, pg. 118, "Assembler Update" was missing the following program and was inadvertently in the Atari Gazette. Mr. Brandon's Assembler for the PET (which originally appeared in Issue #13, pg. 120) can be upgraded with the following modifications to permit LOAD/SAVEs of source code to disk:

Program 2.

```
300 PRINT"{DOWN}{REV}I{OFF}NPUT
REV}D{OFF}ELETE I{REV}N{OF
OFF}SERT {REV}L{OFF}IST {R
REV}S{OFF}AVE L{REV}O{OFF}
AD"
305 PRINT"{REV}A{OFF}SSEMBLE {REV}Q
{OFF}UIT"
360 IF CM$="0"THEN11000
370 IF CM$="S"THEN12000
11000 INPUT"FILENAME ";FL$
11010 OPEN8,8,2,"0:"+FL$+",S,R"
11020 FORT=1TOMEM
11030 GET#8,IOS:IFIOS=CHR$(13)THEN110
50
11040 A$(T)=A$(T)+IOS:GOTO11030
11050 NEXTT
11060 CLOSE8
11070 GOTO300
12000 INPUT"FILENAME ";FL$
12010 OPEN8,8,2,"0:"+FL$+",S,W"
12020 FORT=1TOMEM
12030 PRINT#8,A$(T);CHR$(13);
12040 NEXTT
12050 CLOSE8
12060 GOTO300
```

— Issue #18, pg. 148, "Inversion Partitioning" will run on the Original ROM PET with the following lines changed (our thanks to Lou Sander):

Program 3.

```
033A A2 00 E0 00 D0 1D A5 87
0362 A5 02 48 A5 66 48 A5 67
0372 02 A9 FE 85 66 A9 3F 85
037A 67 A1 01 48 A1 66 81 01
0382 68 81 66 E6 01 C6 66 E4
038A 01 D0 EE E6 02 C6 67 A5
0392 67 C9 21 D0 E4 68 85 67
039A 68 85 66 68 85 02 68 85
03A2 01 38 A9 FF E5 7C 48 A9
03AA 43 E5 7D 48 A9 FF E5 86
03B2 85 7C A9 43 E5 87 85 7D
03BA 68 85 87 68 85 86 EC 3D
03CA 8E 01 04 8E 02 04 85 6F
03D2 85 7D A9 01 85 6E A9 03
03DA 85 7C A5 7C 85 7E 85 80
03E2 A5 7D 85 7F 85 81 A5 86
03EA 85 82 A5 87 85 83 60 00
```

©

NEW SOFTWARE

VORTEX

The enemy is at the center of swirling rings of energy. Your mission — penetrate and destroy.

PHANTOM FIGHTER

Defend Superstition Mountain from attacking UFO's.

Two original arcade games for 40 column PETs. Machine language routines and graphics by Bob Carr and Kathy Higby, the originators of FROG, DANCER, OURANOS! and DROMEDA!

... Each 14.95* on cassette ...

Also Available

WASPS 9.95* Cassette
Defend yourself from killer insects!

GRAPHIC DUO 6.95* Cassette
Two terrific animated cartoons.

GAME PAC 6.95* Cassette
SUPERFROG! — AEROSOL! — WEATHER WAR!

MAGIC CARPET

P.O. Box 35115 Phoenix, AZ 85069

*Arizona residents add 5% sales tax.
Guarantee — if for any reason, one of our programs won't load, return it for free replacement.

SOFTWARE • HARDWARE

FOR THE
VIC20[®]

COMMUNICATIONS AND COMPUTER TOOLS

- **UMI RS232 COMMUNICATOR INTERFACE** \$49.95
Our RS-232 Communicator Interface enables the VIC-20 to talk to most RS232 devices.
- **VICTERM A** \$19.95
With the VICTERM A program, begin telephone communications
- **UMI 3K RAM CARTRIDGE** \$39.95
The easiest way to have 6655 bytes of program memory in your VIC.
- **UMI 3K RAM EXPANDER** \$79.95
For programmers, ROM developers and advanced users, our 3K RAM EXPANDER adds two ROM slots and 3K of RAM memory to the Commodore VIC-20 to give a total of 6655 bytes of available user memory. An 8-position dipswitch provides switch-selectable base address and single-socket enable/disable to two ROM sockets.
- **UMI 8K RAM CARTRIDGE** \$89.95
Our 8K RAM CARTRIDGE adds 8K of user memory to the VIC-20.
- **UMI SOCKETED 8K RAM/ROM BOARD** \$29.95
Our 8K board has four sockets for mixing and matching RAMS, ROMS, or EPROMS
- **BUTI (BASIC PROGRAMMER'S UTILITY ROM)** \$34.95
A beauty of a ROM that plugs into CVH-0002, our 3K RAM EXPANDER, or CVU-0006, our RAM/ROM/EPROM Board.
- **UMI VIC-20 REFERENCE CARD** \$4.95
Our 8-1/2" by 11" laminated reference card is packed with commonly needed Commodore VIC20 information.

PROGRAMS FOR THE COMMODORE PET[®]

- **SATELLITES AND METEORITES** \$49.95
Satellites and Meteorites is a greater challenge than most space pilots have met.
- **SKYMATH** \$12.95
Decimal addition and subtraction with super PET graphics!
- **MATH SERIES DISKETTE I** \$29.95
Pedagogically correct programs SKYMATH, SPACEDIV, and LONGDIV, on a 5-1/4" Diskette for Commodore Disk Drives.
- **SPACEDIV** \$12.95
Division practice with graphics that hold the child's interest
- **LONGDIV** \$14.95
20 problems of step-by-step long division with super graphics and 1-inch high digits.
- **SUPERHANGMAN** \$16.95
Superior graphic version of the popular spelling game.

GAMES AND ENTERTAINMENT

- **ALIEN BLITZ** \$24.95
Split second reactions at the superhuman 9th level of ALIEN BLITZ, will find how good you really are.
- **SPIDERS OF MARS (CARTRIDGE)** \$59.95
You are a trapped space fly, fire at the horde of Martian Spiders wending their way to satisfy their urge to devour you.
- **BLASTOIDS** \$18.95
Blast the cruising junk from space miner's rock piles to smithereens before it crashes into you.
- **A-MAZ-IN** \$18.95
Fast action color game for one or two players
- **AMOK** \$18.95
The halls of AMOK are populated by robots that obey one instruction — Get the intruder!
- **ROBOT BLASTERS** \$39.95
Only blasts from your lasers can breach the near-impregnable rows of walls circling your only means of escape.
- **ASTRO TRANSPORTER (CARTRIDGE)** \$59.95
As Captain your duty is to use your powerful thrusters to guide space barges to a soft landing on Earth.
- **3D INVADERS (CARTRIDGE)** \$59.95
A new view — from the wide-angle viewport of your movable laser. Tiers of attackers march back and forth above you, dropping bombs
- **MASTERWITS** \$9.95
Try to deduce the pattern of four markers, using 6 colors, MASTERWITS hides from you!
- **FABULOUS FOUR I** \$59.95
Four of our most popular and exciting game cassettes in one package
- **STAR WARS** Blast that tie fighter!
- **DRAGON MAZE** Lurking man-eating dragon.
- **LASER WAR** Blast away space debris and aliens.
- **INVADER FALL** Alien paratroopers descend from space.

EDUCATION

- **SUPER ADDITION, SUBTRACTION, DON'T FALL** \$14.95
One cassette contains all three educational games.
- **SKYMATH** \$14.95
With excellent graphics, SKYMATH shoots 5-digit, 3-place addition and subtraction problems into screen's "sky" in 1-inch high digits.
- **SPACEDIV** \$14.95
Division practice with graphics that hold the child's interest

GAME PROGRAM CARTRIDGES NOW AVAILABLE—ORDER NOW!

- **DEALER INQUIRIES INVITED**
- **ATTENTION SOFTWARE DEVELOPERS**
Please contact UMI for distribution and top royalties. Cartridge kits available in quantity.
- **MASTERCARD/VISA Accepted**



united microware industries, inc.

• 3431 H POMONA BLVD. • POMONA, CA 91768 • PHONE (714) 594-1351 •
VIC 20 and PET are Registered Trademarks of Commodore Business Machines

united microware industries inc.
3431 H Pomona Blvd
Pomona CA 91768

Please send me my FREE CATALOG describing your Hardware and Software Products

NAME _____
ADDRESS _____
CITY _____ STATE _____
ZIP _____ COMPANY _____

Clip Coupon for FREE CATALOG



New Products



Board Offers 24K Additional Memory For VIC 20

Quantum Data Inc. of Costa Mesa, CA announced the first of its new products to expand the capabilities of the Commodore VIC 20 personal computer: A Board allowing up to 24K of additional user memory. Designated the QDI Expander, it expands the memory of the VIC to a total of 29K bytes.

Designed for those users who need more than the 3K of user RAM available on the VIC, the QDI Expander is available in several configurations from 0K to 24K of additional memory. The board uses state of the art memories which allow the board to consume less than 150 MA even when fully loaded with RAM. These memories are also pin compatible with popular EPROMs and ROMs and they can be mixed and matched in 8K blocks.

In its standard configuration, the QDI Expander uses memory from HEX 2000 to 7FFF but it may also be jumpered to operate one of the 8K blocks in the A000 to BFFF range. "Where the ability of the board to handle ROMs is very convenient," explains Dick Edwards, QDI's president. "That's because the VIC starts looking at location A000 on power up to see if there is a machine language program present in ROM, and, if there is, it will run that program. We expect this feature to be of special interest to systems houses, who are going to use this computer where a resi-

dent machine language program is important."

Measuring 4.5 by 6 inches, the QDI Expander can plug directly into the VIC memory expansion port or in the expansion chassis that QDI will soon be announcing. Priced at a suggested retail of \$295.00, the board is available from stock.

For further information contact: Quantum Data, Inc., 3001 Redhill, Bldg. 4, Suite 105, Costa Mesa, CA 92626.

PDI Announces Publication Of Do-It-Yourself Spelling

Program Design, Inc., the Greenwich, Connecticut, firm that specializes in the design, development, and marketing of educational courseware for microcomputers, has just published a new spelling program entitled DO-IT-YOURSELF SPELLING. Unlike other spelling programs on the market, Do-It-Yourself Spelling allows the user to add voice to the program.

Do-It-Yourself Spelling allows teachers, parents, and other individuals to create their own spelling programs. Following simple instructions, the person enters a series of 10-word lists into the computer program. The word lists might consist of a child's vocabulary assignment. It might consist of science words or musical terms or even the names of baseball players.

Do-It-Yourself Spelling comes with a list of 1950 words that every child should recognize

and be able to spell by the time he or she graduates from 6th grade. The words are organized by grade. There are 50 first-grade words, 300 words for each of the second, third, and fourth grades, and 500 words for each of the fifth and sixth grades.

Do-It-Yourself Spelling is available for use on Atari microcomputers with a memory of at least 8K. The program retails for \$19.95.

For additional information, contact: Laurie Hall, Program Design, Inc., 11 Idar Ct., Greenwich, CT 06830 203-661-8799.

Mountain Computer Announces RAMPLUS +™ For The Apple II Computer

Scotts Valley, CA — Mountain Computer has just released a new dual 16K RAM card for the Apple II®. Two banks of 16K selectable RAM expand the Apple to 80K of available memory. The second bank of 16K RAM is controlled by user-supplied software. Hardware and/or software selection of each 16K bank of RAM is controlled by the user. The card also provides its own refresh circuitry.

Card installation is simple, just install it in any I/O slot. When RAMPLUS+ is in Slot 0, it emulates an Apple Language Card®, and you can install multiple RAMPLUS+ cards into the same Apple II.

Status includes the area and bank of RAM selected, READ, READ or WRITE operation,

NOW TWO LOCATIONS

SAVE TIME • SAVE SHIPPING



Computers
for people.™



800™ \$699

410 Recorder	\$59.00
810 Disc Drive	\$444.00
822 Printer	\$359.00
825 Printer	\$629.00
830 Modem	\$159.00
820 Printer	\$269.00
850 Interface	\$159.00
New DOS 2 System	\$21.00
CX30 Paddle	\$18.00
CX40 Joy Stick	\$18.00
CX853 16K RAM	\$89.00
Microtek 16K RAM	\$75.00
Microtek 32K RAM	\$159.00
One year extended warranty	\$50.00



ATARI 400

16K.... \$329
32K.... \$478
48K.... \$555

Intec 48K Board..... \$249

Atari	
Microtek 16K	\$64.00
32K	\$129.00
Intec 32K	\$139.00
40K	\$219.00
Ramcrom 128K	\$519.00
Apple	
Microtek 16K	\$94.00
32K	\$129.00
Commodore	
64K upgrade	\$389.00
Hewlett Packard	
16K upgrade	\$249

ATARI SOFTWARE

CX404 Word Processor	\$119.00
CX404 PILOT	\$68.00
CX413 Microsoft Basic	\$68.00
CX4101 Invitation To Programming I	\$17.00
CX4102 Kingdom	\$13.00
CX4103 Statistics	\$17.00
CX4104 Mailing List	\$17.00
CX4105 Blackjack	\$13.00
CX4106 Invitation To Programming 2	\$20.00
CX4107 Biorythm	\$13.00
CX4108 Hangman	\$13.00
CX4109 Graph II	\$17.00
CX4110 Touch Typing	\$20.00
CX4008 SPACE INVADERS	\$32.00
CX4112 States & Capitals	\$13.00
CX4114 European Countries & Capitals	\$13.00
CX4115 Mortgage & Loan Analysis	\$13.00
CX4116 Personal Fitness Program	\$59.00
CX4117 Invitation To Programming 3	\$20.00
CX4118 20 Conversational Languages (ea)	\$45.00
CX4121 Energy Czar	\$13.00
CXL4001 Educational Master	\$21.00
CX6001 17 Talk & Teach Series (ea)	\$23.00
CX8106 Bond Analysis	\$20.00
CX8107 Stock Analysis	\$20.00
CX8101 Stock Charting	\$20.00
CXL4002 Basic Computing Language	\$46.00
CXL4003 Assembler Editor	\$46.00
CXL4004 Basketball	\$24.00
CXL4005 Video Ease	\$30.00
CXL4006 Super Breakout	\$45.00
CXL4007 Music Composer	\$30.00
CXL4009 Chess	\$24.00
CXL4010 3-D Tic-Tac-Toe	\$39.00
CLS4011 STAR RAIDERS	\$32.00
CXL4012 MISSILE COMMAND	\$32.00
CXL4013 ASTEROIDS	\$32.00
CXL4015 TeleLink	\$20.00
Visicalc	\$149.00
Letter Perfect (Word Processor)	\$109.00
Source	\$89.00
CX481	\$75.00
CX482	\$109.00
CX483	\$54.00
CX484	\$319.00

RAM SALE!

32K Expansion	\$329.00
PHP Printer Solid State	\$319.00

PRINTERS

Centronics 739-1	\$649.00
Diablo 630 Special	\$1799.00
Epson	
MX70	\$359.00
MX80	\$469.00
MX80FT	Call
MX100	Call
NEC	
8023	\$639.00
7730	Call
7720	Call
7710	Call
Okidata	
82A	\$499.00
83A	\$769.00
84	\$1129.00
Citoh Starwriter	
25 CPS-P	\$1329.00
45 CPS-P	\$1699.00
Paper Tiger	
445G	\$699.00
460G	\$899.00
560G	\$1129.00
Talley	
8024-7	\$1399.00
8024-L	\$1829.00
Xerox 820	
System I 5 1/2"	\$2450.00
System II 8 1/2"	\$2950.00
CPM 5 1/4"	\$169.00
Word Processing	\$429.00
Super Calc	\$269.00



computer mail order saves



Texas Instruments

PHM 3006 Home Financial Decisions	\$26.00
PHM 3013 Personal Record Keeping	\$43.00
PHD 5001 Mailing List	\$60.00
PHD 5021 Checkbook Manager	\$18.00
PHM 3008 Video Chess	\$60.00
PHM 3010 Physical Fitness	\$26.00
PHM 3009 Football	\$26.00
PHM 3018 Video Games I	\$26.00
PHM 3024 Indoor Soccer	\$26.00
PHM 3025 Mind Challengers	\$22.00
PHM 3031 The Attack	\$35.00
PHM 3032 Blast	\$22.00
PHM 3033 Blackjack and Poker	\$22.00
PHM 3034 Hustle	\$22.00
PHM 3036 Zero Zap	\$18.00
PHM 3037 Hangman	\$18.00
PHM 3038 Connect Four	\$18.00
PHM 3039 Yahtzee	\$22.00
PHM 3017 Terminal Emulator I	\$39.00
PHM 3026 Extended Basic	\$88.00
PHM 3035 Terminal Emulator II	\$45.00

TI-99/4A \$379

PHC 004 TI-99/4 Home Computer	\$399.00
PHP 1600 Telephone Coupler	\$169.00
PHP 1700 RS-232 Accessories Interface	\$169.00
PHP 1800 Disk Drive Controller	\$239.00
PHP 1850 Disk Memory Drive	\$389.00
PHP 2200 Memory Expansion (32K RAM)	\$319.00
PHA 2100 R.F. Modulator	\$43.00
PHP 1100 Wired Remote Controllers(Pair)	\$31.00

HOW TO ORDER: Phone orders invited or send check or money order and receive free shipping in the continental United States. PA residents add 6% sales tax.


computer mail order west

800-648-3351

IN NEVADA, CALL (702) 588-5654
P.O. BOX 6689, STATE LINE, NEVADA 89449

TO SAVE YOU MORE!

COSTS • SAVE SALES TAX



HP-85 \$2479

NEW! HP-125 \$2999.00
 HP-83 \$1699.00
 HP-85 16K Memory Module \$249.00
 5 1/4" Dual Master Disc Drive \$2129.00
 Graphics Plotter (7225B) \$2079.00

NOW IN STOCK!
 The new HP41CV Calculator
\$259

Call for HP Software Prices & Information
 Call for Calculator prices.

you more money & time!



CBM 8032
\$1069

Terminals

Televideo	
910	\$579.00
912C	\$699.00
920C	\$749.00
950	\$939.00
Call for computers	
Zenith 719	\$749.00
Adds	\$549.00

Monitors

Armdex 12" B&W	\$149.00
12" Green	\$169.00
13" Color	\$349.00
Sanyo 12" B&W	\$259.00
12" Green	\$269.00
13" Color	\$449.00
TI 10" Color	\$349.00
Modems	
Novation Auto	\$239.00
D Cat	\$169.00
Cat	\$159.00
HAYes	
Smart	\$239.00
Pioneer Laser Disk	\$599.00
BSR X-10 Systems	
PK 500	\$84.00
LM 501	\$16.00
AM611	\$17.00
AM286	\$17.00

Commodore

8032	\$1069.00
4032	\$969.00
4016	\$769.00
8096	\$1569.00
Super Pet	\$1599.00
2031	\$529.00
8050	\$1299.00
4022	\$599.00
C2N	\$63.00
Word Pro 4 Plus	\$299.00
Word Pro 3 Plus	\$199.00

SOFTWARE

WordPro3 Plus	\$299.00
WordPro4 Plus	\$329.00
Commodore Tax Package	\$399.00
Visicalc	\$149.00
BPI General Ledger	\$329.00
OZZ Information System	\$289.00
Dow Jones Portfolio	\$129.00
Pascal	\$239.00
Legal Time Accounting	\$449.00
Word Craft 80	\$289.00
Power	\$89.00
Socket-2 Me	\$20.00
Jinsam	\$Call
MAGIC	\$ Call
The Manager	\$209.00
Soltrm	\$129.00



VIC 20 **\$259 COMPLETE**

Vic-TV Modul	\$19.00	VIC1212 Programmers Aid Cartridge	\$45.00
Vic Cassette	\$69.00	VIC1213 VICMON Machine Language Monitor	\$45.00
Vic 6 Pack Program	\$44.00	VIC1901 VIC AVENGERS	\$23.00
VIC1530 Commodore Datassette	\$69.00	VIC1904 SUPERSLOT	\$23.00
VIC1540 Disk Drive	\$499.00	VIC1906 SUPER ALIEN	\$19.00
VIC1515 VIC Graphic Printer	\$399.00	VIC1907 SUPER LANDER	\$23.00
VIC1210.3K Memory Expander	\$32.00	VIC1908 DRAW POKER	\$23.00
VIC1110.8K Memory Expander	\$53.00	VIC1909 MIDNIGHT DRIVE	\$23.00
VIC1011 RS232C Terminal Interface	\$43.00	VT106A Recreation Pack A	\$44.00
VIC1112 VIC IEEE 488 Interface	\$86.00	VT107A Home Calculation Pack A	\$44.00
VIC1211 VIC 20 Super Expander	\$53.00	VT164 Programmable Character-Gamegraphics	\$12.00
		VT232 VICTerm I Terminal Emulator	\$9.00

Add 3% for VISA or MC. Equipment subject to price change and availability without notice

computer mail order east

800-233-8950


IN PA. CALL (717) 327-9575
 501 E. THIRD ST., WILLIAMSPORT, PA 17701

and ROM Enable or Disable information.

The card is supplied with 16K of installed RAM for \$189.00. The additional 16K of plug-in RAM costs only \$24.95. RAM diagnostics have been developed (on diskette) and are supplied with the product.

For additional information, contact:

Mountain Computer Inc.
300 El Pueblo Rd.
Scotts Valley, CA 95066
(408)438-6650



Calendar/Clock System For Small Computers

Norcross, GA — Hayes Microcomputer Products, Inc., announces the Hayes Stack™ Chronograph, an RS-232C compatible calendar/clock for small compu-

ters. The Chronograph is the latest in the Hayes Stack series of stackable microcomputer component systems.

Featuring quartz-crystal control, the Chronograph adds the dimension of precise time-keeping to computer systems. With the Chronograph and user-developed software, a computer can log programs and reports by day, date and time. Utilizing the computer alarm feature, the Chronograph can also provide a computer with information necessary to control lights, burglar alarms and sprinkler systems. To cut the cost of electronic mail, the user can combine the Chronograph with the Hayes Stack Smartmodem and a computer, then develop programs to batch messages during the day and send them at night when telephone rates are lowest.

The Chronograph is a stand-

alone unit in an aluminum case with a large, easy-to-read display for time, date and weekday reporting. The display also features low battery, write-protect and alarm indicators.

The Chronograph reports the time in hours, minutes and seconds in 12- or 24-hour modes. The date is output in a year, month, day format with automatic leap year adjust, and the weekday is output as a single digit, 0-6.

Because it is powered independently, the Chronograph does not need to be reset when the computer is turned off. The Chronograph also features a battery backup to maintain time, date and weekday for up to a year when the power fails or is disconnected. For added protection, a write-protect switch on the rear panel of the Chronograph prevents accidental changing of the time and date.

EPSON

DOT MATRIX PRINTERS

**SUPER
DISCOUNTS**

ON

MX-80F/T

~~4599~~
LOWER!

MX-80

~~4499~~
LOWER!

MX-100

~~4899~~
LOWER!

NOW IN STOCK

We also stock cables and interface cards for TRS 80, Apple, Atari, Pet, and serial.

**GRAPHIC ROMS
AVAILABLE**

TO ORDER TOLL FREE

1-800-344-7493

In CA and for service
(209) 667-2888/634-8888



MACROTRONICS, inc.
1125 N. Golden State Blvd.
Turlock, California 95380



ELECTRIC SYSTEMS CORPORATION

Authorized Commodore service center
Repair of the complete line of Commodore products
In a hurry? Check our modular exchange program



HARDWARE:

CBM 8032 Computer, 80 Column	\$1095
CBM 8050 Disk Drive	1340
CBM 4032 Computer, 40 Column	995
CBM 4040 Disk Drive	995
CBM 4022 Printer	649
CBM VIC 20 Computer	263
CBM VS100 Cassette	68
PET to IEEE Cable	33
IEEE to IEEE Cable	39
BASF Diskette, Box of 10	30

SOFTWARE:

OZZ	\$299
Wordcraft 80	299
Tax Preparation System	380
IRMA	380
Dow Jones Portfolio Management System	115
Personal Tax	55
Pascal	229
Assembler Development Package	77
Wordpro 4+	329

Order TOLL FREE 1+800-527-3135

10 AM to 4 PM CDT Monday through Friday

Texas residents call 1+214-661-1370

VISA, MASTER CHARGE, MONEY ORDERS, AND C.O.D. "Certified Check" accepted

Units in stock shipped within 24 hours, F.O.B. Dallas, Texas.

All equipment shipped with manufacturer's warranty.

Residents of Texas, Louisiana, Oklahoma City and Tulsa, Oklahoma must add applicable taxes.

Eclectic shortly will be announcing products that are designed to work with CBM systems.

1. ROMIO: two RS232 ports—three parallel ports—26K EPROM memory-managed alternate character set, software controlled—EDOS (extended DOS).

2. Terminal program (options with ROMIO)

4. Front-end processor

3. EPROM programmer

5. Additional firmware to be announced

Be sure to write the address below for more information; dealer inquiries welcome.

P.O. Box 1166 • 16260 Midway Road • Addison, Texas 75001 • (214) 661-1370

The user controls the Chronograph through a command set of simple ASCII character strings. These commands allow the user to set, read and display calendar and clock data, control the computer alarm and select various options. Other features include

300 or 1200 baud operation and automatic baud rate, parity sense and word size detect.

The Chronograph system includes the Chronograph unit, power pack, 3 AA batteries and complete owner's manual. It is covered by Hayes two year limited

warranty. The suggested retail price is \$249.00. For further information contact Hayes Micro-computer Products, Inc., 5835 Peachtree Corners East, Norcross, GA 30092.

TYCOM Introduces Three Educational Packages

TYCOM Associates announces three new educational software packages for the Commodore PET/CBM computers, to complement their existing educational software line. The programs are intended for drill and practice in conjunction with courses at the Junior High or High School level.

ALBEGRA WORD PROBLEMS: A CAI module intended to help teach algebra students to

set up and solve word problems. A drill option supplies randomly chosen problems from several formats, with randomly generated values. The student is given the correct answer if a wrong answer is entered, and a score is given upon exiting the program.

SPANISH: Drill and practice programs intended as a noun and verb vocabulary building tool. User may choose passive or active mode of operation. Verb Conjugation drills are included.

GERMAN: Drill and practice programs intended as a vocabulary building tool. User may

choose passive or active mode of operation. Noun drills include gender and plural forms.

The above programs are available on cassette tape only and run on all 40 or 80 column screen PET/CBM computers. Each sells for \$19.95. A free list of all educational software offered by TYCOM Associates is available upon request.

Write to:

TYCOM Associates
68 Velma Avenue
Pittsfield, MA 01201

Model MP150 Wide Carriage Printer

The all new Model MP150 printer from MicroPeripherals, Inc. is the latest addition to their matrix printer line. It is the first of a series of wide carriage units designed specifically for mini and micro business systems.

The heavy duty printhead is rated for continuous duty and has an expected lifetime of over 100,000,000 characters. It forms characters bidirectionally in a logic seeking mode to optimize system throughput. Nine ballistically driven print wires form crisp, clear characters with true descenders and underlining capability. It can print a full 136 character line at 10 characters per inch or, by selecting either the 12 or 16.7 character per inch density, up to 226 columns may be printed. This allows full 136 column printouts to be condensed to fit on standard 8.5 inch wide paper. Double wide characters can be software selected in any of the character densities to give a total

CBM/PET? SEE SKYLES ... CBM/PET?

PET? SEE SKYLES ... CBM/PET? SEE

PET owners everywhere sing

♪♪ Thanks for the Memories ♪♪

to good old Bob Skyles

...they should...because Bob Skyles is the only complete source for memory boards for *any* PET ever sold. Old Bob won't forget you.

And the Skyles memory systems have the highest quality control of any computer product ever. Over 100 million bits of Skyles memory boards are already in the field; you can count the total number of failures on the fingers of one hand. First quality static and dynamic RAMS, solid soldered on first quality glass epoxy. That is why they are guaranteed—in spite of the new lower prices—for a full two years.

The boards connect directly to the data bus on your board with ribbon cable and 50 pin connectors that keep the data bus open to the outside world. Installs in minutes without special tools or equipment...just a screwdriver.

Because of our new dynamic memory design, and to celebrate the Skyles' Third Annual Survival Anniversary, here are the smashing new prices:

The 8K Memory System originally \$250.00 now \$200.00 Save \$ 50.00

The 16K Memory System originally \$450.00 now \$300.00 Save \$150.00

The 24K Memory System originally \$650.00 now \$400.00 Save \$250.00

...For any PET ever made. When ordering, just describe your PET by model number and indicate the amount and type (or brand) of memory currently in the unit.

Shipping and Handling.....(USA/Canada) \$3.50 (Europe/Asia) \$15.00

California residents must add 6%/6½% sales tax, as required.



Skyles Electric Works
231E South Whisman Road
Mountain View, California 94041
(415) 965-1735

Visa/Mastercard orders: call tollfree
(800) 227-9998 (except California).
California orders: please call (415)
965-1735.


SEE SKYLES ... CBM/PET? SEE SKYLES

... CBM/PET? SEE SKYLES ... CBM/PET?

SPECIAL ATARI PACKAGE



ATARI 800 COMPUTER & DISK DRIVE
1169.00



**OKIDATA
EPSON
APPLE
NEC**

Hardware

ATARI 400 COMPUTER	325.00
ATARI 825 PRINTER	589.00
ATARI 850 INTERFACE MOD.	155.00
16K RAM	69.00
32K RAM	139.00

Software

ATARI WORD PROCESSOR	109.95
MISSILE COMMAND	29.95
ASTEROIDS	29.95
LJK LETTER PERFECT	109.95
DATASOFT TEXT WIZARD	99.95
VISICALC	139.95

Media

VERBATIM	25.00 /box
DYSAN	35.00 /box

Printers

EPSON MX-80	459.00
EPSON MX-80FT	569.00
OKIDATA 82A	499.00
NEC 8023A	529.00
IDS PAPER TIGER 460G	895.00

Modems

HAYES MICROMODEM II	269.00
HAYES SMARTMODEM	229.00
NOVATION AUTOCAT	call us.

Monitors

NEC 12" GREEN	179.00
NEC 13" COLOR	399.00
AMDEK 12" GREEN	149.00
ZENITH 12" GREEN	119.00

FREE CATALOG

We offer the most complete selection of name brands in the country. Stock items are shipped the same day. 30 day guarantee. Your satisfaction and UNICOMM prices made our reputation.




1247 LINCOLN BLVD. SUITE F, SANTA MONICA, CA. 90401 (213) 451-8089

of six different CPI densities.

A 7x9 matrix font is used for high speed data printing while an 11x9 serif style matrix font is

used for applications requiring a high quality correspondence printout. A standard 96 character USASCII set with four strap

selectable foreign fonts are standard in each unit. Special fonts may be either down-line loaded into RAM memory, or permanently



located in ROM memory.

High resolution dot addressable graphics capability is included for those applications requiring plotting, printing of screen graphics, drawing of illustrations, and producing special characters or identification marks. Alphanumerics may be overprinted into the graphics area for labeling of graphs and illustrations.

Forms handling is implemented with a stepper motor drive tractor paper feed system which can be adjusted to accept forms ranging from 3 inches to 15 inches in width. Eight selectable forms lengths and a Skip-Over-Perforation feature provide for the precise paper handling required for business applications.

All printing and interface functions are placed under the direct control of a microprocessor array. The standard 1K buffer can be expanded to 8K for appli-

cations requiring additional character buffering. A Centronics type interface can accept parallel TTL level data at a transfer rate in excess of 1000 characters per second using either a Strobe/Ack or a Strobe/Busy handshake. An optional RS232C serial interface can be added and will accept data at any one of seven strapable baud rates up to 9600. Both X-ON/X-OFF and ETX/STX protocols are supported by the optional serial interface. The MP150 can also be interfaced to devices with an IEEE 488 Bus output through an optional IEEE-to-Centronics interface adapter card.

A long life mobius loop cartridge ribbon provides a minimum life of eight million characters.

An optional front console panel can be added to give greater flexibility in changing the print format parameters. It includes a non-volatile memory to store the

format parameters for over three months without power.

The printer measures 23 inches wide by 16 inches deep by 7.5 inches high and allows for front, bottom or rear paper entry. It is designed to allow easy access to the electronic and mechanical components for simplicity of servicing.

The MP150 Printer, complete with graphics capability lists for \$1095 with substantial discounts available for OEM quantities.

For additional information, contact:

Frank W. Irvin
Vice President, Marketing
MPI
4426 South Century Drive
Salt Lake City, UT 84107
(801)263-3081

Multi-purpose Interface For PET/CBM Computers

TEACHING TOOLS Microcomputer Services announces a new Multi-purpose Interface for PET/CBM Computers. This three-in-one interface provides the following:

1. Video monitor connector. Lets you show whatever is on the screen on a video monitor also. This is ideal for classrooms, and anywhere else a large display is needed. A high quality RF modulator (made by ATV Research) is also available, so you can use a TV in place of a video monitor. NOTE: The video adaptor is for PET/CBM computers with 9" screens only, *not* for 80 column CBMs or "Fat" 40 column PETs.
2. Sound adaptor with built in amplifier, speaker and volume control. Provides CB2 sound (the standard for PET/CBM computers). Takes its power from the PET - no batteries needed.
3. Audio tape recorder control.

PET/CBM COMPUTERS Cross Reference Program

FORMATTED LISTINGS

- .Easy to read
- .Multiple statement lines can be listed on separate lines or on one line, as on the screen

LINE NUMBER CROSS REFERENCE

- .Shows all GOTO's, GOSUB's and ON GOTO/GOSUB's
- .Flags unresolved branches

VARIABLE CROSS REFERENCE

- .Shows allocation of all variables and user defined functions
- .Variables sorted into alpha-numeric order

CODE OPTIMIZATION

- .Shows the amount of memory wasted on remarks, long variables and unneeded spaces

NEW!

SPECIAL FEATURES FOR SUPERKRAM USERS

Will work on all PET 2001, CBM 4032 and CBM 8032, and 4040/8050 disk drives.
Specify your hardware configuration.

Send \$29.95 (includes postage and handling) to:
OPPENHEIMER SOFTWARE
79 ST. BOAT BASIN #39
NEW YORK, N.Y. 10024
(212) 787-2416

PET & CBM are trademarks of COMMODORE BUSINESS MACHINES, INC.
SUPERKRAM is a trademark of UNITED SOFTWARE OF AMERICA INC

Dealer Inquiries Invited
NY State Residents add 8 1/4% Sales Tax

Commodore

Check Our New Lowest Prices!



EQUIPMENT:

- VIC-20 (Includes RF Modulator)
- CBM 4016 CPU (40 Col. Screen, 16K RAM)
- CBM 4032 CPU (40 Col. Screen, 32K RAM)
- CBM 8032 CPU (80 Col. Screen, 96K RAM)
- CBM 8096 CPU (80 Col. Screen, 96K RAM)
- CBM Micro Mainframe (Super PET)
- CBM 2031 Single Disk Drive (170K per 5 1/4 Diskette)
- CBM 4040 Dual Disk Drive (170K per 5 1/4 Diskette)
- CBM 8050 Dual Disk Drive (80 Col., 30 CPS)
- VIC Tractor Feed Printer
- CBM 8050 Tractor Feed Printer
- VIC 4022 Tractor Feed (New Style)
- CBM 8010 Phone Modem
- CBM 8021 Cassette Deck
- CBM CPU/IEEE Cable
- CBM IEEE/IEEE Cable
- Tally 8024-7 (7x7 Matrix) Printer
- Tally 8024-9 (7x9 Matrix) Printer

265
730
990
1090
1590
1690
1790
1890
1990
2090
2190
2290
2390
2490
2590
2690
2790
2890
2990
3090
3190
3290
3390
3490
3590
3690
3790
3890
3990
4090
4190
4290
4390
4490
4590
4690
4790
4890
4990
5090
5190
5290
5390
5490
5590
5690
5790
5890
5990
6090
6190
6290
6390
6490
6590
6690
6790
6890
6990
7090
7190
7290
7390
7490
7590
7690
7790
7890
7990
8090
8190
8290
8390
8490
8590
8690
8790
8890
8990
9090
9190
9290
9390
9490
9590
9690
9790
9890
9990

SOFTWARE:

- Wordcraft 80 Wordprocessor
- Wordpro 4+ Wordprocessor
- OZZ Data Base System
- Visicalc
- Tax Preparation System
- IRMA Information Retrieval
- Dow Jones Portfolio
- Pascal Development Package
- Assembler Development Package
- Personal Tax Calculator

PUBLICATIONS:

- CBM User Guide
- CBM Basic 4.0 Reference Manual
- CBM Disk Manual
- CBM Printer Manual
- CBM Printerware Manual
- MOS Hardware Manual
- MOS Programming Manual
- The PET Revealed
- Library of PET Subroutines
- Commodore Software Encyclopedia

6.49
6.99
7.49
7.99
8.49
8.99
9.49
9.99
10.49
10.99
11.49
11.99
12.49
12.99
13.49
13.99
14.49
14.99
15.49
15.99
16.49
16.99
17.49
17.99
18.49
18.99
19.49
19.99
20.49
20.99
21.49
21.99
22.49
22.99
23.49
23.99
24.49
24.99
25.49
25.99
26.49
26.99
27.49
27.99
28.49
28.99
29.49
29.99
30.49
30.99
31.49
31.99
32.49
32.99
33.49
33.99
34.49
34.99
35.49
35.99
36.49
36.99
37.49
37.99
38.49
38.99
39.49
39.99
40.49
40.99
41.49
41.99
42.49
42.99
43.49
43.99
44.49
44.99
45.49
45.99
46.49
46.99
47.49
47.99
48.49
48.99
49.49
49.99
50.49
50.99
51.49
51.99
52.49
52.99
53.49
53.99
54.49
54.99
55.49
55.99
56.49
56.99
57.49
57.99
58.49
58.99
59.49
59.99
60.49
60.99
61.49
61.99
62.49
62.99
63.49
63.99
64.49
64.99
65.49
65.99
66.49
66.99
67.49
67.99
68.49
68.99
69.49
69.99
70.49
70.99
71.49
71.99
72.49
72.99
73.49
73.99
74.49
74.99
75.49
75.99
76.49
76.99
77.49
77.99
78.49
78.99
79.49
79.99
80.49
80.99
81.49
81.99
82.49
82.99
83.49
83.99
84.49
84.99
85.49
85.99
86.49
86.99
87.49
87.99
88.49
88.99
89.49
89.99
90.49
90.99
91.49
91.99
92.49
92.99
93.49
93.99
94.49
94.99
95.49
95.99
96.49
96.99
97.49
97.99
98.49
98.99
99.49
99.99

VIC SOFTWARE:

- Six Pack A - Includes Car Chase, Blue Meanies, Space Math, Slither, Super Slither, Biornym Capability
- VIC Games - Includes VIC Trap, Seawolf, Bounce Out
- Household Finance - Includes Part I - Entering & Updating, Part II - Summing & Graphing, Part III - Budgeting & Graphing, Part IV - Deductibles Analysis
- Home Inventory - Includes Part I - Entering Inventory, Part II - Evaluating Inventory
- Logic Games - Includes Code Maker, Code Breaker, Includes Hangman, Hangman, Includes Math Hurdler, Monster Maze, Inquire about other VIC software!
- Rec/Ed I
- Rec/Ed II

COMING SOON:

- More VIC Peripherals and Software
- CBM 8250 Dual Disk Drive
- CBM 8061/8062 8 inch Disk Drives
- Data Acquisition and Control Devices

All items insured
COD - UPS
Prepaid Orders shipped within 48 hours
In stock items shipped within 48 hours
MASTERCHARGE OR VISA ADD 3%
GA. RESIDENTS ADD 4% SALES TAX




P.O. Box 77286
Atlanta, Ga. 30357
404-981-5939
Call 9 AM-6:30 PM EST

Special Offer

8032 CPU \$1090.00
8096 CPU \$1590.00
Micro Main Frame \$1690.00

TAKE A BYTE



**SAVE
20%
OFF
RETAIL**

**OUT OF YOUR
SOFTWARE COST!**

JOIN SOFTWARE GALORE!*
THE FASTEST GROWING MEMBERSHIP BUYING SERVICE FOR
APPLE, TRS-80, ATARI, PET, IBM, CP/M SOFTWARE.

*Member: Better Business Bureau

We would like to give you an opportunity to come on board and become a **MEMBER of SOFTWARE GALORE**. The largest national **SOFTWARE BUYING SERVICE**. For a limited time only, **introductory memberships** are available to you at **50% off**. Now only **\$7.50** (Reg. \$15.00 value) and will be good for the period of one year. **Only members may buy from SOFTWARE GALORE**.

You'll find **we stock** the latest releases as well as older hard to find software products that most computer stores no longer carry. We feature these manufacturers:

Accent Software	Context	IUS	Sir-Tech Software
Acorn Software	Continental Software	Lazer Systems	Softape
Activision	Dankin 5 / Level 10	LJK Enterprises	Software Emporium
Avant-garde Creations	Datasoft	Micro/Lab International	Software Publishing Corp.
Adventure International	Delta Software	Microsoft	Spectrum Computer
Arcade Plus	Denver Software	Muse	Stoneware
Astar International Co	Edu-ware	On-Line Systems	Strategic Simulations
Automated Simulations	Edu-ware East	Optimized Systems Software Inc.	Sublogic
Avalon Hill Game Co.	Gebelli	Personal Software	Synergistic Software
Beagle Brothers	Glostronics	Piccadilly	TQ Products
Big Five Software	Hayden Software	Phoenix Software	The Book Company
Broderbund Software	Highlands Computer Service	Quality Software	The Cornsolt Group
Budgeco	Howard Software	Riverbank Software	The Logical Choice
California Pacific	Infocom	Sensible Software	Turnkey Software
Cavalier Computer	Innovative Design Software	Sentient Software	United Software of America
Computer Magic Ltd.	ISA	Sierra Software	Verba Computing
		Sirius Software	Videx Inc.
			Voyager Software

Other "Discount" outlets "Blowout" a few items to get your business then charge you 100% list price for everything else.

At **SOFTWARE GALORE**, you'll save a full **20% OFF RETAIL** on everything you buy and be entitled to these additional services:

- An Additional 5% off on your first single item purchase.
- Access to the largest inventory of software!
- Low handling/shipping charges.
- Overnight shipments by **U.P.S.**
- 90 day guarantee on all software.
- Personalized, efficient service.

Software Galore backs its commitment of service and quality to its members with a 90 day unconditional warranty. You'll never get stuck with a lemon from us.

Catalogs and inquiries call our **Toll Free Numbers**:
1-800-772-2666 x 989 (in Calif.) 1-800-227-2634 x 989 (outside CA)
FOR IMMEDIATE ORDERS CALL 213-827-1851

Enclosed is 7.50 (for 1 yr.) 20.00 (for 2 yrs.) sign me up immediately and send a catalog, membership pack and order forms.

Please send me a catalog and application only. I am under no obligation to buy.

Name: Mr. Ms. _____

Street: _____

City: _____ State: _____ Zip: _____

Type of Computer Used: _____

Mail to: **SOFTWARE GALORE** P.O. Box 10005, Marina del Rey, CA 90291
Or Call: 1-800-772-2666 x 989 (in Calif.) 1-800-227-2634 x 989 (outside Calif.)

Lets you add recorded messages to your programs – puts starting and stopping a cassette recorder under program control.

The multi-purpose interface easily plugs into the back of the PET/CBM. If desired, it can be clamped from inside the PET, so that it cannot be removed. Complete instructions are included for connecting the interface, and for using CB2 sound and tape recorded messages in your own programs.

Prices: Multi-purpose interface, (requires cable with RCA phono plug at one end, connector for your monitor on the other end) \$109.95. Multi-purpose interface and RF modulator (includes all cables and batteries for modulator) \$149.95. Sample copy of instructions (credited toward later purchase) \$1.00.

Please add \$3.00 for shipping and handling.

For prices in Canada, contact **SES Computing**, 465 King Street East, Suite 9, Toronto, Ontario M5A 1L6 (416-336-4242).

Axlon Personal Communication Terminal Announced

Sunnyvale, CA – November 19, 1981 – Axlon Incorporated of Sunnyvale, today announced the release of its portable personal communication terminal for the home and business market.

Called the Axlon **HOT-LINE™** Personal Communication Terminal, it can be used to transmit and retrieve information from data bases as varied as a personal telephone directory to the New York Stock Exchange.

The Axlon **HOTLINE** Personal Communication Terminal measures 1 5/8" x 3 9/16" x 6 3/4" and weighs less than 11 ounces providing a truly portable means to communicate with host computer

PRICES QUOTED OVER THE PHONE

Call Toll Free 800-343-5691



NEC The end of the compromise.

PRICE EXAMPLES:

ATARI 800 with 16K memory	\$749
ATARI 400 with 16K memory	\$329
ATARI 810 Disk Drive	\$439
ATARI Software 10% OFF	
NEW: Pro Football 16K (Cassette)	\$7 ⁹⁵
Galactic Chase (Disc)	\$29 ⁹⁵
Ghost Hunters (Disc) \$34 ⁹⁵ (Cass.)	\$29 ⁹⁵
ATARI 410 Recorder	\$65



- Shipping Address
 - Mass. res. 5% sales tax
 - Include check, money order, MasterCharge or VISA number
- We ship by best means possible freight collect

WARREN'S COMPUTER SYSTEMS

Mass. res.
(617) 843-1133

4 Elm St., Braintree, MA 02184
Please Dial 800-343-5691
SEND FOR CATALOG

OLYMPIC SALES COMPANY

Authorized Dealer

apple computer

LARGE INVENTORY LOWER-THAN-EVER PRICES

NEW APPLE FAMILY SYSTEM

- 48K Apple II +
- Disk w/controller
- RF Modulator
- 7 Personal & game disks

Retail: \$2495.00
Call for BEST Price!

Large inventory of:
Disk with controller DOS 3.3
Second Disk Drive
Pascal - Fortran - Cobol languages
Dow Jones & Quota reporter
Graphics Tablets
Visicalc for Apple II & III
Smartest 80 column card
Micromodem II by DC Hayes

WE ALSO CARRY SOFTWARE!
Personal Software
Peach Tree Software
Microsoft
Micropro
Innovative
American System Plus
and more.

We are an authorized servicing Apple dealer for Apple II & III immediate delivery on all models—we carry an enormous inventory of Apple products at all times!

Just some of the software in stock NOW—
Magic Window, Raster Blaster, Ultima, Home \$ Minor, Tax Preparer, Pool 1.5, Typing Tutor, Olympic Decathlon, ABM, Robot War, Castle Wolfenstein, Cranston Manor, Expediter, OO-Topos, Cyborg, Gorgon, Falcons, Wizardry, Personal Filing System, PFS: Report, Flight Simulator...

Texas Instruments Home Computer

New—1982 Model with full typewriter-style keyboard, TI-99/4A U/L case & more! Retail: \$950.00 Your Cost: \$369.95!

New KEYBOARD \$369.95

10" color monitor for 99/4	650.00	319.95
32K Exp. mem. module	399.95	314.95
Extended Basic, a MUST for 32K module	100.00	75.00
Speech synthesizer	150.00	129.95
Disk memory drive	500.00	397.95
RF modulator	69.50	49.50
Telephone coupler (modem)	225.00	189.95
Printer (solid state)	400.00	319.95

We carry a large inventory of software, & accessories

HEWLETT PACKARD

HP-11C
Advanced Programmable Scientific LCD Retail: \$130.00
Your Cost: \$114.95

HP-12C
Advanced Programmable Financial LCD Retail: \$150.00
Your Cost: \$129.95

HP-125 New Microcomputer
64K CPU/Terminal/Keyboard 3750.00 3195.00

HP-85 Microcomputer—
built-in printer/monitor 3250.00 2499.00

HP-83 Microcom—built-in mon 2250.00 1799.00

HP-2631B Printer, dot matrix 395G.00 3199.00

HP82905A 80 col printer 945.00 755.00

HP-2801A Letter quality prtr 3495.00

HP-82901M Dual master 2500.00 1999.00

Call us for the lowest prices on 7 disk drives
Graphics plotter 7225 2450.00 2089.00

Personality module—a must for 7225 750.00 636.00

Graphics Tablet 9111A 2050.00 1699.00

HP-41CV 325.00 256.00

Card Reader for 41CV 215.00 171.00

Printer for 41CV 385.00 294.00

Quad Ram 95.00 84.95

Optical Wand for 41CV 125.00 99.95

HP-41C Calculator 250.00 188.95

Memory mod. for 41C 26.95

HP 97 Programmable printer 750.00 579.95

HP 34C Progible scientific 150.00 117.95

HP 38C Progible business R/E 150.00 119.95

HP 32E Advanced scientific 55.00 48.95

HP 37E Business management 75.00 58.95

We carry a complete inventory of _____
Libraries, accessories & supplies.

ATARI COMPUTERS

Model	Retail	Your Cost
800 16K	1080.00	759.95
810 Disk Drive	600.00	469.95
Atari VisiCalc	200.00	169.95
825 Impact Printer	1000.00	779.95

(Centronics 737)

SUPER SPECIAL—ATARI 400 (16K)
Retail: \$595.00 Your Cost: \$339.95
Language Cart. not included—Opt1 at \$54.95

Mattel 1670 Race Horse Computer
Ret. \$125.00 Y/C: \$24.95

ATARI

Programmable Color TV Game Video Console: Retail \$225.00
Your Cost: \$137.95

INTELLIVISION

Retail \$325.00
Your Cost \$234.95

VIDEO TAPES

Min order: 3, mixed OK

SONY L500 2 hr	\$11.89
SONY L750 3 hr	14.69
RCA VK250 6 hr	13.95

TEXAS INSTRUMENTS

Retail You Pay

TI-59	295.00	179.95
TI-3011 LCD Stu Side/NEW	18.95	
TI-35SP LCD Sc	22.50	
TI-40 LCD Sci/NEW	28.95	
Bus. Anal. I	19.95	
Bus. Anal. II	44.95	
Bus. Card	39.95	
NBA	54.95	
Invest. Analyst	48.95	
TI-54 Adv. LCS Sci/NEW	39.95	
TI-5511 NEW	44.95	
TI-57 Prog. Sci	39.95	
TI-58C 480 Stup. Prog.	89.95	
PC-100C Print/Plot	148.95	
LCD-Programmer/NEW	68.95	

Main Showroom & Offices:
216 South Oxford Avenue
Los Angeles, CA 90004

WE HONOR
VISA and MASTERCARD

TELEX: 67 34 77

ORDER DESKS open 7 Days a Week!
7:00 AM to 7:00 PM Mon thru Sat
Sunday Noon to 5:00 PM
Order Desks: (213) 739-1130

TOLL-FREE (outside Calif.)
TOLL-FREE (within Calif.)

800-421-8045 800-252-2153

All goods subject to availability. This ad supersedes all previous ads. We are not responsible for typographical errors. We will meet or beat any advertised prices if the competition has the goods on hand. Minimum shipping and handling \$4.95. All orders subject to verification and acceptance.

EPSON PRINTERS

MX80	Retail: 645.00	Your Cost: 499.00
Optional Graftrax Chip 80	745.00	95.00
MX80 FT	745.00	599.00
MX100	995.00	749.00

DIABLO 630 PAPER TIGER PRINTERS

Letter Quality	460	995.00	895.00
daisy wheel	460G graphics	1094.00	969.95
w/tractors	560	1295.00	1099.00
Retail \$3395.00	560G graphics	1394.00	1195.00
Y/C: \$2595.00	445	795.00	695.00
	445G	894.00	789.00

SANYO MONITORS High resolution

13" Color (new) high quality	550.00	419.95
12" Green phosphor	360.00	259.95
12" Black & white	340.00	239.95
15" Black & white	370.00	259.95
9" Black & white (the best seller)	235.00	169.95

AMDEK (Leedex) High Quality Monitors

100 12" B/W, 12 MHz	179.00	139.95
100-G 12" Green, 12 MHz	199.00	174.95
300-G 12" Green, 16 MHz	249.00	199.95
Color 113" Color, NTSC comp. input, 449.00		339.95

systems.

The terminal combines state-of-the-art features such as a built-in modem with more familiar features including an alphanumeric keyboard. The tactile keyboard consists of 43 functional keys arranged in typewriter sequence and provides a 64 upper case ASCII character set. The display is a 16 character fluorescent display which is tilted for



viewing. The terminal offers a 96 character display memory, which can be scrolled 16 characters at a time, and a 16 character display memory in the transmit mode.

The Axlon HOTLINE Personal Communication Terminal is designed for ease of use. The user dials the data base, waits for the connect signal, and then connects the modular headset jack to the terminal's modular telephone receptacle. The terminal also has a receptacle for connection of an ASCII serial printer should the user require hard copy of information retrieved.

For more information contact John Vurich or Robert Sulzmeier, Axlon, Inc., 170 N. Wolfe Rd., Sunnyvale, CA 94086.

Medical Package For Apple III

Monument Computer Service has released a new software applications for the Medical Profession running on the Apple III Computer. The package, called the Medical Clinic, runs under the SOS operating system and is written in Business Basic. The package is designed for the multi-practitioner medical

practice.

The package manages the physician's appointment schedules, does patient recall, prepares appointment logs, and provides for patient file management. The system also has a full accounts receivable system for managing daily transactions and payments, preparing monthly client bills, and reporting aged accounts receivable. The billing element also prepares standard AMA approved claim forms.

The system will handle a virtually unlimited patient base using either mini-floppy diskettes or the latest Apple hard disk. The system is designed to improve professional cash flow with such features as a superbill, individual bill preparation and cycle billing.

The package is available for \$1,495.95 complete. A demonstration manual is also available for \$50.00. Additional information is available from Monument Computer Service, Village Data Center, P.O. Box 603, Joshua Tree, CA. 92252. Technical questions and dealer inquiries should be directed to (714) 365-6668. Additional written information is available from the order center at (800) 854-0561 Ext. 802 (In California call 800-432-7257.)

Business Planner

Duosity Corporation introduces BUSINESS PLANNER, a modeling package for entrepreneurs planning to start or expand a new business.

Designed to help develop viable business plans, the program groups labor, equipment and other costs into income-related projects.

Projects are combined into a model which generates graphical projections and estimated financial statements.

By exploring alternate models, you can evaluate critical

timing and resource allocation decisions.

"What If" scenarios help you plan for the future and respond appropriately to changing demands.

You can compare actual results against the model in order to focus attention on problems that may harm future performance.

BUSINESS PLANNER is now available for the Apple II and III, and will soon be released for other machines.

For further information: Duosity Corporation, Box 1827, Champaign, Illinois 61820.

Pascal Procedures For Business

Users Pascal Procedures Exchange Register (UPPER) has announced the release of "The Most Commonly Re-created Pascal Procedures for Business Application Programmers." This booklet contains UCSD p-System Pascal source code for user-friendly, bomb proof: screen input, access methods, printed report formatting, text formatting, data type conversions, and sample shell programs. These procedures can be incorporated into library units, segments, or used as in-line code.

Price: \$19.95. Available from: Users Pascal Procedures Exchange Register, 1372 East 52nd Street, Chicago, IL 60615.


Financial Modeling Software Package

Osborne/McGraw-Hill has announced plans to distribute MicroFinesse, a financial modeling software package, with initial shipments to dealers commencing January, 1982. This move marks a major thrust by the McGraw-Hill Book Company into software distribution.

Lyc0 Computer Marketing & Consultants

We Specialize in Quality, Knowledge, Service, and Microcomputers

717-435-5197



A Warner Communications Company
© 1981. ATARI INC



February

32K MEMORY BOARDS \$149.00
16K MEMORY BOARDS \$75.00
for ATARI 400 & 800 with 1 year warranty!!

Specials

ATARI 800 16K \$659.00
ATARI 400 16K \$329.75

PROGRAMMING SOFTWARE

CX4101 INVITATION TO PROG \$ 17.00
CX4106 INVITATION TO PROG. 2 \$ 19.00
CX4117 INVITATION TO PROG. 3 \$ 19.00
CXL4003 ASSEMBLER EDITOR..... \$ 42.00
CXL4002 ATARI BASIC CART \$ 42.00
CXL4015 TELELINK \$ 19.00

EDUCATIONAL SOFTWARE

CXL4001 EDUCATIONAL SYSTEM..... \$ 19.00
CX6001 U.S. HISTORY..... \$ 22.00
CX6002 U.S. GOVERNMENT..... \$ 22.00
CX6003 SUPERVISORY SKILLS \$ 22.00
CX6004 WORLD HISTORY..... \$ 22.00
CX6005 BASIC SOCIOLOGY..... \$ 22.00
CX6006 COUNSELING PROCED \$ 22.00
CX6007 PRINCIPLES OF ACCT. \$ 22.00
CX6008 PHYSICS..... \$ 22.00
CX6009 GREAT CLASSICS..... \$ 22.00
CX6010 BUS. COMMUNCIATION \$ 22.00
CX6011 BASIC PSYCHOLOGY..... \$ 22.00
CX6012 EFFECTIVE WRITING \$ 22.00
CX6014 PRINCIPLES OF ECON..... \$ 22.00
CX6015 SPELLING \$ 22.00
CX6016 BASIC ELECTRICITY \$ 22.00
CX6017 BASIC ALGEBRA..... \$ 22.00
CX4108 HANGMAN..... \$ 12.00
CX4112 STATES & CAPITALS \$ 12.00
CX4114 EUROPE COUNT. & CAP. \$ 12.00
CX4121 ENERGY CZAR..... \$ 12.00
CX4123 SCRAM \$ 12.00
CX4102 KINGDOM..... \$ 12.00
CX4103 Statistics \$ 17.75
CX4104 Mailing List \$ 17.75
CX4105 Black Jack \$ 17.75
CX4107 Biorhythm \$ 17.75
CX4109 Graphit..... \$ 17.75
CX4110 Touch Typing \$ 19.75
CX4121 Energy Czar \$ 12.75

ATARI HARDWARE

410 Cassette Recorder \$57.75
810 Disk Drive \$444.75
850 Interface \$165.75
830 Modem \$145.75
825 Printer \$625.75

ENTERTAINMENT

CXL4004 BASKETBALL..... \$ 29.00
CXL4005 VIDEO EASEL \$ 29.00
CXL4006 SUPER BREAKOUT..... \$ 29.00
CXL4009 CHESS \$ 29.00
CXL4010 3-D TIC-TAC-TOE \$ 29.00
CXL4011 STAR RAIDERS \$ 30.00
CXL4012 MISSILE COMMAND \$ 30.00
CXL4013 ASTEROIDS \$ 30.00
CXL4008 Space Invader \$ 30.75
CXL4007 Music Composer \$ 42.75
CX4118 German \$ 42.75
CX4119 French \$ 42.75
CX4120 Spanish \$ 42.75
CX4125 Italian \$ 42.75

ACCESSORIES

CX30 PADDLES..... \$ 17.00
CX40 JOYSTICKS..... \$ 17.00
CX853 16K RAM..... \$ 85.00

WE CARRY MANY OTHER LINES OF
MICROCOMPUTERS YOU CAN
CALL FOR PRICES ON:

CPU's

COMMODORE
ALTOS
TEXAS INSTRUMENT
ZENITH
INTERTEC DATA
AND OTHERS

PRINTERS

TEC
DIABLO
NEC
EPSON
ANADEX
AND OTHERS

At Lyc0 Computers we offer our expert services to help customers make their first computer purchase, schools establish a computer program, or evaluate multiterminal systems.

to help evaluate your needs, or if you wish to make a purchase.

CALL US AT 717-435-5197

LYCO COMPUTERS
P.O. BOX 10
COGAN STATION, PA 17728

ORDERS SHIPPED SAME DAY

NO COD CHARGES

WE PAY FREIGHT ON PRE-PAID ORDERS

Written in Pascal, MicroFinesse runs on the Apple II microcomputer and will be distributed by Osborne/McGraw-Hill in the US and Canada only. The complete menu-driven package, with documentation, will sell for \$495.00, available primarily through retail computer stores.

A financial modeling, forecasting and decision-making system, MicroFinesse was developed by the P-E Consulting Group, one of England's top management firms, with over 10 years experience in financial modeling.

According to Martin McNiff, Technical Group Manager at Osborne/McGraw-Hill, MicroFinesse is more than a spreadsheet package. "It offers planning capabilities seen before only on much larger systems, such as the ability to create investment and financial alternative models, as well as pro forma statements, sales productivity or profitability forecasts. Users can define target figures and use MicroFinesse to determine what must be done to meet those goals," says McNiff. He also points to the program's color graphics, model consolidations and report-generating features.

A significant commitment to after-sale support has also been announced by Osborne/McGraw-Hill, including a dedicated toll-free telephone "hot line" which will be in place at the time initial shipments commence.

For more information, please contact: Chris Chambers, Sales and Marketing Director, Osborne/McGraw-Hill, (415) 548-2805.

Prism Printer From Integral Data Systems

A new color printer user-priced at \$1,995 has been introduced by Integral Data Systems of Milford, New Hampshire. The Prism

Printer™ is a low cost commercial color printer designed to compete with units costing three times as much.

The new 132-column dot matrix printer will produce eight colors using a four band ribbon which carries the process colors of cyan, magenta and yellow, as well as black.

"It's going to help define the expanding color graphics market," says Peter R. Eisenhauer, Integral Data Systems Vice Presi-



dent of Marketing. "There's a demand for color, primarily among business and professional users." Other immediate applications for the printer include the visual translation of scientific and medical data.

In addition to the color printer itself, Integral Data has plans to offer a number of collateral products which will facilitate the use of the Prism Printer in many key system environments. The first is expected to be an interface card for the Apple II and III which will have a graphics driver for the color printer resident on the card. Other products in the works include additional software drivers for Apple products as well as a color/graphics driver for the recently announced IBM Personal Computer.

The Prism Printer offers semi-automatic cut sheet feed, also a high-speed data mode. In the normal (correspondence)

mode, the unit prints overlapping high density (24x9) matrix characters at up to 150 characters per second, bidirectionally. The high-speed data mode enables the user to select a standard density matrix and output large volumes of data at print speeds in excess of 200 cps.

Standard features include proportional spacing, enhanced (bold) text printing and standard print densities of 10, 12 or 16.7 characters per inch. The Prism

Printer prints a full 132 characters per line at 10 pitch (characters per inch) with other pitches giving line lengths up to 220 columns on standard 15-inch-wide EDP paper.

Selectable features include automatic text justification, programmable horizontal and vertical tabbing, reverse paper feed, and "fine positioning" of characters of 1/120th of an inch. While the Prism Printer employs the standard ASCII upper- and lower-case 96-character set, up to four different 96-character sets can reside within the printer at the same time, for foreign language or custom character printing.

The Prism Printer is microprocessor controlled, with true "logic seeking" look-ahead capability and a high-speed slew for maximum output. It has a standard RS-232C serial interface as well as a Centronics-compatible

MICRO

BUSINESS WORLD INC.
 Information Line (213) 996-2252
 TOLL FREE MAIL ORDER LINES
 (800) 423-5886 Outside Call

HP HEWLETT PACKARD HPI25

OUR PRICE \$2990.00 *Special Of The Month*

MSL 3750.00 **Save 760.00**

The HPI25. It types your letters. And does a lot more.

HP DISC DRIVE Single Master Model 82902M

MSL \$1500.00 **Save 401.00**

Dual Master Model 82901M \$1849.00

MSL \$2500.00 **Save 651.00**

SHARP BUSINESS COMPUTER 64K

- 5.25" diskette
- 284K byte per disk drive
- 2 disk drives per unit
- Expandable up to 4 units
- Including SHARP's FDOS (Floppy Disk Operating System)

MSL 5995.00 **OUR PRICE \$3995.00** *Save \$2000.00*

NEC STUDENT SYSTEM 64K

*NEC PC 80001A
 *NEC PC 8012 A
 *NEC PC 8031 A
 12" Gr. Phs. Video Monitor

MSL 3565.00 **OUR PRICE \$2495.00** *Save \$1070.00*

XEROX 820 WORD PROCESSING SYSTEM (INCLUDES SOFTWARE)

MSL 3495.00 **OUR PRICE \$2649.00** *Save 846.00*

Commodore COLOR COMPUTER VIC-20

Vic TV Modem \$19.00
 Vic Cassette \$69.00
 Vic Disk Drive \$3.00
 Vic 6 Pack program \$44.00

MSL 299.00 **OUR PRICE \$255.00** *Save 44.00*

HP HEWLETT PACKARD

List	Our Price
HP-125 Microcomputer	3750.00
HP-85 Microcomputer	3250.00
HP-83 Microcomputer	2250.00
16K Exp-Memory Module	295.00
Graphics Plotter 7225	2450.00
Personality Mod For 7225	750.00
2631B Impact/Printer	
Hvy Dty	3950.00
Option 020 For 2631B	150.00
8 Drives to Choose from 82902S	1300.00
9895A 8" Dual Drive	6850.00
Graphics Tablet 9111A	2050.00
HP-11C Slim Line Advanced	135.00
HP-12C Slim Line Financial	150.00
HP-41 CV New 7.2 Bytes Mem	325.00
HP-41 C Calculator	250.00
Card Reader For 41CVC	215.00
Printer For 41CVC	385.00
Optical Wand For 41 CVC	125.00
Quad Ram Equals 4 Mem Mods	95.00
Memory Modules For 41C	750.00
HP-97 Programmable Printer	375.00
HP-67 Programmable Calculator	175.00
HP-34C Programmable Scientific	150.00
HP-38C Programmable Bus R/E	150.00
HP-32E Adv. Scientific	55.00
HP-37E Business Mgmt	75.00

PRINTERS

EPSON

List	Our Price
MX 80 FT	\$ 745.00
MX 80 IMPACT	645.00
MX 70 IMPACT	500.00
MX 100	995.00
ANADIX 9501	1650.00
NEC	
5510	3195.00
5515	3295.00
3510	2450.00
3515	2545.00

TERMINALS TELEVIDEO

List	Our Price
910	\$ 699.00
912C	950.00
920C	995.00
950C	1,195.00

SOFTWARE FOR COMMODORE

List	Our Price
Oz2 The Information Wizard	395.00
Wordcraft 80	385.00
ImaInfo Retrieval & Mgmt. Adv	485.00
Dow Jones Portfolio Mgmt.	149.00
Pascal Development Pkg.	295.00
Ebs Receivables Inventory	750.00
Bob General Ledger	395.00
Word Pro 3.40 Column	250.00
Word Pro 4.80 Column	375.00
Word Pro 4 Plus	450.00

Commodore

List	Our Price
8032 32K 80 Col Crt	1495.00
4032 32K 40 Col Crt	1295.00
4016 16K 40 Col Crt	995.00
8050 Dual Disk 350K	1795.00
4040 Dual Disk 343K	1295.00
C2N Cassette Drive	95.00
4022 80 Col Printer	795.00
8024 Mannsman Talley	1995.00
25CPS Starwriter	1895.00
CBM IEEE Modem	279.00
Voice Synthesizer	395.00
VIC 20	299.00
PE1 to IEEE Cable	39.95
IEEE to IEEE Cable	49.95

PAPER TIGER

445G with Graphics 795.00
 460G with Graphics 1,395.00
 560G New full size 1,139.00

DIABLO (LETTER QUALITY)

630 R102 bi directional tractors 2,965.00
 1640A109 keyboard tractors 4,000.00
 530 R10 Receive Only 2,710.00
 1650M 136 keyboard tractors 4,000.00

DISKETTES SOLD IN BOXES OF 10 (Min. Purchase) \$100

List	Our Price
DYLAN 1041 5" SOFT SECTOR	6.00
1041D -- DBL DEN SOFT SEC	6.40
37401 8" SOFT SECTOR	7.25
37401D 8" DBL DEN SOFT SECTOR	10.75
MAXELL	
MD 1 5" SOFT SEC TOR/DBL DEN	5.00
MD 2 SOFT SECTOR/DBL SIDE/DBL DEN	7.00
FD 1 8" SOFT SEC/DBL DEN	6.50
FD 1 8" SOFT SEC/DBL SIDE/DBL DEN	8.50

MODEMS

List	Our Price
NOVATION CAT MODEM	189.95
NOVATION D-CAT	196.00
NOVATION APPLE CAT	385.00
HAYES MICROMODEM	375.00
HAYES SMARTMODEM	275.00

XEROX

List	Our Price
Xerox 820 5 1/4" Disk	2995.00
Xerox 820 8" Disk	3795.00
CP/M Operating System	200.00
Word Processing Software	500.00
Super Calc	295.00

MONITORS

List	Our Price
12" Grn Phs KQ (15 Hz)	219.00
12" Grn Phs EQ (18 Hz)	3249.00
12" Grn Phs (20 Hz)	279.00
12" Colour Composite Hi Res Grn Phs 12"	439.00
NEC Grn Phs 12" Zernth 12"	225.00

DRIVES CORVUS

List	Our Price
5 MBYTES	3,750.00
10 MBYTES	5,350.00
20 MBYTES	6,450.00

CALCULATORS

List	Our Price
HR 10 Paper Feed	49.95
HR 12 Paper Feed	54.95
FR 100 Paper Feed	79.95
FR 1210 Paper Feed	129.95
PQ-20	29.95
LC 785	12.95
LC 3165	17.95
Fx 68 Scientific	29.95
Fx 81 Scientific	19.95
Fx 3600P Scientific	39.95
Fx 402P "Computer Talk"	88.00
gramming Upper & Lower Case Dot Matrix 512 Step	129.95
Fx 702P Solves Problems with Alpha Numeric Clarity, uses Basic Language	199.95

ATARI PERSONAL COMPUTERS

List	Our Price
400 16K Bytes of Ram	595.00
800 16K Bytes of Ram	1080.00
410 Program Recorder	90.00
810 Disk Drive	600.00
825 Printer (80 col Centronic 737)	999.95
820 Printer (40 col impact)	450.00
830 Acoustic Modem	200.00
850 Interface Module	220.00
Atari Visicalc	200.00

LE MONITOR

- 9" B & W 179.00
- 9" Green Phs 189.00
- 12" B & W 209.00
- 12" Green Phs. 229.00
- 12" Green Phs. 199.00
- Anti Reflective Screen
- T.V. Grade Screen

SANYO MONITORS

13" Color (new) high quality \$550.00

EXPANSION BOARD Q STAR 16K RAM BOARD

LIST 199.00 **OUR PRICE 129.00**

SOFTWARE FOR APPLE II

List	Our Price
Language System with Apple Pascal	495.00
BPI General Ledger System	395.00
Visicalc	200.00
Desktop Plan II	200.00
Microdb Database System	150.00
Stoneware DB Master	229.00
Muse Supernext II	150.00
Softape Magic Window	99.00

TELE. ANSW. DEVICES

List	Our Price
PHONE MATE 900	119.95
905 Remote	159.95
910	159.95
920	199.95
925 Remote	239.95
930 Remote	299.95
950 Remote	339.95
960 Remote	399.95

1 Year Extended WARRANTY \$99.00

AVINGS ERVICE ELECTION ATISFACTION

MICRO BUSINESS WORLD MAIL ORDER WAREHOUSE

18720 Oxnard, #108
 Tarzana, CA 91356

Telex: 182852
 Answer: MICKO T2NA

OUTSIDE CA CALL TOLL FREE 1-800-423-5886 IN CA (213) 996-2252

Name (Please print) _____
 Address _____
 City _____ State _____ Zip _____

Qty	Make	Model	Description	Price	Total

Certified Check or M.O. Allow 2 weeks clearance for personal check
 Bank Wire Transfer

CREDIT CARD # _____ Exp. Date _____

Signature _____

TOTAL ORDER \$ _____
 TAX IF APPLICABLE * _____
 SHIPPING & HANDLING ** _____
 TOTAL ENCLOSED \$ _____

VISA MasterCard

parallel interface. Serial transmission rates from 300 to 9,600 baud are switch selectable.

For more information on the Prism Printer and sample output, contact Integral Data Systems, Inc., Milford, New Hampshire 03055. (603) 673-9100; 800-258-1386; Telex: 953032.

New From Commodore

Valley Forge, PA, Nov. 12, 1981 – Commodore Business Machines has introduced its newest printer, the low-cost, high-speed CBM 8023P.

This latest addition to the growing line of CBM peripherals is a bidirectional, 136-column printer with both tractor and friction feed. The 8023P is dot-matrix, and prints 150 characters-per-second (CPS). It is available through Commodore dealers throughout the nation for \$995.00.

The new CBM printer is designed to operate through software control, prints upper and lower case alphabetic characters, all graphic characters available with a Commodore computer, as well as user-defined characters.

The 8023P conforms to IEEE interface requirements and connects directly to a Commodore computer. It is designed to be used with the CBM floppy disk drives, and may be daisy-chained with other IEEE-488 devices.

Because the printer is an "intelligent" peripheral, it uses none of the computer's memory. In addition, the 8023P contains Random Access memory (RAM), which permits storage of formatting data.

A programmable character set and gamegraphics editor on cassette has been introduced by Commodore Business Machines,

Inc., for users of its VIC 20™ personal computer.

Now available at authorized Commodore dealers throughout the nation for \$14.95, the character set editor comes with a 16-page instruction manual and allows VIC users to create groups of 64, 128, or 192 programmable characters at a time and use them in BASIC programs. Each group of characters takes only one-half kilobyte (0.5K) of program space.

With the new character editor, Commodore VIC 20 users can create their own character set and easily modify letters, numbers, and graphics to include foreign language letters, mathematical and scientific symbols, or special "arcade" game graphics.

Commodore's new character set editor also allows VIC 20 users to save their newly-created character set on tape or disk for future use, and then easily insert the set in a BASIC program.

Along with the character set editor, also new from Commodore is the recently-introduced VIC 1515 low-cost dot-matrix printer. Available for \$395, the VIC 1515 has a printing speed of 30 CPS, and prints any of the alphabetic, numeric, and graphic symbols common to the VIC.

From Krell Software Corp.

WAR OF THE SAMURAI is a game of combat and intrigue. Two to four players may compete in this original game that combines the strategic complexity of Go with the subtle dynamics of Chess. Detailed graphics.

Machines: Apple, PET, TRS-80, 16K, available on disk or cassette. \$39.95

ALEXANDER THE GREAT is a vocabulary building game in a fantasy game context. Based on the *Sword of Zedek*, their best selling fantasy game. Alexander the Great introduces Aristotle as

a mentor to the player. When called on, Aristotle poses vocabulary questions, and depending on the speed and accuracy of the player response, confers secret information. With Aristotle as an ally, the quest to overthrow Ra, The Master of Evil, assumes a new dimension of complexity. Players may select the level of vocabulary difficulty.

Machines: Apple, TRS-80, PET, 48K, available in two versions (K-8) & (9-College). \$39.95.

ISAAC NEWTON challenges the players to assemble evidence and discern the underlying "Laws of Nature" that have produced this evidence. *ISAAC NEWTON* is an inductive game that allows players to intervene actively by proposing experiments to determine if new data conform to the "Laws of Nature" in question. Players may set the level of difficulty from simple to fiendishly complex.

In a classroom setting the instructor may elect to choose "Laws of Nature" in accordance with the complete instruction manual provided.

Machines: Apple, PET, TRS-80, Atari, 16K, available on disk or cassette. \$24.95

FIG NEWTON – full graphics Newton. This version of Isaac Newton presents all data in graphic form. Because data is graphic rather than symbolic, this game is suitable for very young children. Players may, however, select difficulty levels challenging to the most skilled adults.


Machines: Apple, PET, TRS-80, Atari, 16K, available on disk or cassette. \$24.95

ODYSSEY IN TIME adventure game adds a new dimension of excitement and complexity to *TIME TRAVELER*. Players must now compete with the powerful and treacherous adversary in their exacting quest for victory.

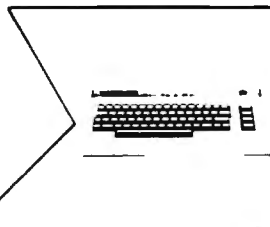
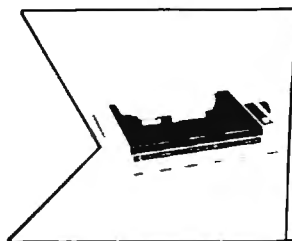
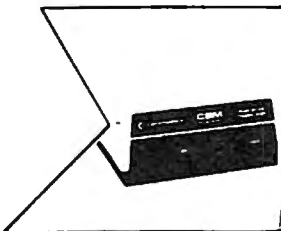

To succeed they must vanquish this adversary in combat



commodore spectacular



8032-32K 80 COL CRT	REG. \$1495	\$1095
4032-32K 40 COL CRT	REG. \$1295	\$995
4016-16K 40 COL CRT	REG. \$995	\$795
64K ADD ON MEMORY	REG. \$500	\$395
9000-134K SUPER PET	REG. \$1995	\$1795
8050-DUAL DISK 950K	REG. \$1795	\$1345
4040-DUAL DISK 343K	REG. \$1295	\$995
2031-SINGLE DISK 170K	REG. \$695	\$555
C2N-CASSETTE DRIVE	REG. \$95	\$69
4022-80 COL PRINTER	REG. \$795	\$629
8023P-136 COL PRINTER	REG. \$995	\$849
8300P-40 CPS LETTER QUALITY	REG. \$2250	\$1995
8024-MANNSMAN TALLEY	REG. \$1995	\$1595
8024L - LETTER TALLEY	REG. \$2495	\$1995
25 CPS-STARWRITER	REG. \$1895	\$1445



SOFTWARE

	LIST	YOU PAY
OZZ — The Information Wizard	\$395	\$299
Wordcraft 80	\$395	\$299
IRMA — Info Retrieval & Mgmt. Aid	\$495	\$399
Dow Jones Portfolio Mgmt.	\$149	\$119
Pascal Development Pkg.	\$295	\$229
EBS — Receivables, Inventory	\$750	\$579
BPI — General Ledger	\$395	\$299
Word Pro 3 — 40 Column	\$250	\$179
Word Pro 4 — 80 Column	\$375	\$269
Word Pro 4 Plus	\$450	\$329

CBM-IEEE MODEM
REG. \$279 \$229
VOICE SYNTHESIZER
REG. \$395 \$329
VIC 20 ★★★
REG. \$299 \$269
VIC 1011 RS-232 INTER.
REG. \$49.95 \$39
VIC 1112-IEEE INTER.
REG. \$99.95 \$79
VIC 1540 - DISK 170K
REG. \$599 \$499
VIC 1515 - 30 PS PRINTER
REG. \$395 \$349
PET TO IEEE CABLE
REG. \$39.95 \$34
IEEE TO IEEE CABLE
REG. \$49.95 \$39

Philadelphia Computer Discount

155 E. LANCASTER, PA 19087

MAIL ORDER

800-345-1289
IN PA CALL (215) 687-8540

- PREPAID ORDERS SHIPPED FREE
- VISA & MASTERCARD ADD 3%
- COD - UPS
- PA RESIDENTS ADD 6% PA TAX

that rages across 24 time periods.

ODYSSEY IN TIME includes all the challenges of TIME TRAVELER plus 10 additional eras, including those of Alexander the Great, Emperor Asoka of India, Attila the Hun, Genghis Khan. Each game is unique and may be interrupted and saved at any point for later play.

Machines: Apple, PET, TRS-80, Atari, 32K, available on disk or cassette. \$39.95

Krell Software Corp.
21 Millbrook Drive
Stony Brook, NY 11790

From Strategic Simulations

Napoleon's Campaigns is a corps-level game simulating the last campaigns of Napoleon: Leipzig and Waterloo. It is an advanced-level, board-assisted computer game.

Each campaign is displayed on a colorful 18x21 hex grid map in Hi-Res Graphics. The game employs a unique system requiring orders to be sent and received through dispatches. The reports received vary in degree of accuracy based on a variety of historical factors. The computer acts as corps commander for each corps, interpreting the orders the corps receives and often acting on its own initiative. These features simulate the frustration experienced by commanders of the Napoleonic Era.

The game includes one diskette, rule book, player aid card, 2 two-sided map boards and 100 counters for \$59.95.

Southern Command is a battalion-level simulation for the Israeli counterattack to cross the Suez Canal during the October War of 1973 against Egypt.

The Sinai battleground is displayed in Hi-Res Graphics on a 28x39 hex grid map which can be viewed on one screen or on

twelve screens, using scrolling. More than ten unit types including tanks, halftracks, BDM's, infantry and Egyptian SAM sites (to combat Israeli airstrikes) are used in the two player and each of the four computer-as-opponent scenarios.

Modern warfare is accurately reflected in the ability of units to reorganize after they have been attacked and in the "Delayed Move" feature, allowing units to ambush moving enemy units. Each side also has the ability to sight hidden enemy units.

Southern Command is available with diskette, rule book, map and player aid card for \$39.95.

Both games require a 48K Apple II with Applesoft in ROM and one disk drive.

From Strategic Simulations, 465 Fairchild Dr., Suite 108, Mountain View, CA 94043.

From Automated Simulations

Automated Simulations, Inc. has released a new MIND TOY, Ricochet, an original abstract strategy game designed exclusively for the home computer.

Ricochet is a game of subtle strategy combined with fast action and arcade-style graphics. The game can be played against any of four different computer opponents, or against another human.

The player maneuvers blocks to set up a shot at his opponent's goal and to protect his goal from attack. Each player has two launchers he can fire. His shots ricochet off the blocks, earning him points each time a block is hit, plus he gets bonus points for hitting his opponent's goal.

Before he can claim victory, the player must win two out of three (or three out of five) games. A match victory also boosts his personal Ricochet Player Rating, which measures his mastery of

the game against other players.

Ricochet is available on cassette for the Atari 400/800 (16K with BASIC ROM cartridge) and TRS-80 (16K, Level II), or on disk for the Atari 400/800 (32K), TRS-80 (TRSDOS 32K) and APPLE (48K with Applesoft in ROM). \$19.95

From Automated Simulations, P.O. Box 4247, Mountain View, CA 94040.


From Synergistic Software

Odyssey: The Compleat Adventure, is now available for the Apple II computer in the Applesoft BASIC language. This adventure game is expanded into three separate but interlocking programs. The programs have colorful high resolution animation as well as sound effects. Many different paths to the goal exist that will not trap the player or force repetition. Being a role playing game, player action determines alignment, charisma, wisdom, experience, etc. These features affect the outcome of friendship and battle encountered during play.

The object of this game is to save a realm from an evil ruler. Starting alone on a large island you seek out gold, soldiers to join you, and useful tools while gaining experience. If you are successful and clever you can not only walk but also ride, fly, and sail.

With dozens of high resolution pictures and animation effects different each time you play, each game is unique. Careful planning and strategy are necessary to successfully complete this adventure. Requires 48K Apple II or Apple II Plus. Available in Integer or Applesoft for \$30.00 from Synergistic Software, 5221 120th Avenue SE, Bellevue, WA 98006. (206)226-3216

LO-BALL COMPUTERS



ATARI

- 400 w/16K \$ 339⁰⁰
- 800 w/16K \$ 739⁰⁰
- 810 Disk Drive \$ 449⁰⁰
- 830 Modem \$ 159⁰⁰
- 850 Interface \$ 159⁰⁰
- 16K module \$ 85⁰⁰

EPSON

- MX-70 CALL
- MX-80 CALL
- MX-80 F/T CALL
- MX-100 CALL
- Graphics kit \$ 85⁰⁰

Interface cards and cables available for your machine!

We'll meet or beat any advertised price.



- HP-85A w/16K \$2595⁰⁰
- HP-125 \$2995⁰⁰

TELEVIDEO

- 920C \$ 729⁰⁰
- 950 \$ 939⁰⁰

ZENITH

- Z-19 \$ 725⁰⁰
- Z-89 \$2150⁰⁰

Call for more great prices on NEC, BMC, Northstar, Altos, Soroc, Amdek . . . and others.

LO-BALL COMPUTERS

P.O. Box 1818
Beaverton, OR 97075
APO/FPO welcomed

CALL (503) 641-0211

Ordering Information: For fastest service, send money order, cashier's check or bank wire. Visa and MC orders, add 3%. Personal checks accepted (allow minimum 10 days to clear). Hours 9-5, M-F.

Call For Our Free Price List

LO-BALL COMPUTERS

ORDER TOLL-FREE
consumer computers
Mail Order DISCOUNTS
FREE SHIPPING

NEC
Microcomputer

CALL FOR BEST PRICE

Apple Computer

CALL FOR BEST PRICE

DISK DRIVES AVAILABLE

NOW SELLING **CALL FOR PRICES**

ZENITH **XEROX** **COMING SOON!** **OSBORNE**

MORE DISCOUNT PRICES

18K Ramboard by CanComp Industries	130 Joystick II by Keyboard Co	45 VisiTerm	129
Silentsys Printer w/interface card	340 Music System (16 voices)	175 WordStar (Apple II col. version)	249
Hayes Micromodem II	298 CPS Multi-Function card	186 Dow Jones Portfolio Erubator	45
Novation Apple-Cat	339 Sup-R-Terminal 80 column cards by MAR	329 Apple Writer	65
Video Videotexte 80 column card	288 We carry all California Computer	Apple DOS 1.6 disk	65
2-80 Software by Microvett	298 System Cards	CALL Apple Plus	60
19K RamCard by Microvett	198 VisiCalc version 3.3	158 Tax Preparer	95
Graphics Tablet	819 VisiFax (NEW data base manager)	199 Real Estate Analyzer	129
Thunderclock Plus clock/calendar	119 VisiTerm/VisiPlot	218 Personal Filing System (PFS)	55
23 Key Numeric Keypad by Keyboard Co.	130 VisiDe	158 Systems Plus Accounting Software	CALL

PRINTERS

Anadex 9501 w/2K Buffer	1349
C. Tech Starwriter 25 CPS Datasynthet	1449
C. Tech Starwriter 45 CPS Datasynthet	1649
Epson MX 70	CALL
Epson MX 80 & MX 80 F/T	CALL
Epson MX 100	CALL
NEC 8023 Impact Dot Matrix	695
NEC Spinwriters (Latest models)	CALL
Paper Tiger IDS-4450 w/graphics	699
Paper Tiger IDS-4600 w/graphics	949
Paper Tiger IDS-5600 w/graphics	949
Epson MX 70	1249
Silentsys Printer w/Apple interface	349
Quam Sprint Datasynthet (Latest models)	CALL
Diablo 630 Datasynthet 40 CPS	1795

ORDER TOLL-FREE
800 854-6654

in California and outside U.S.
(714) 698-8088

MONITORS

Amdek/Leedes Video 100	155
Amdek/Leedes Video 100G 12"	179
Green Phosphor Amdek/Leedes 13" Color w/audio output	179
NEC 12" Green Phosphor Display JB 1201M	CALL
NEC 12" Lo-Res Color Display	CALL
NEC 12" Hi-Res RGB Color Display	CALL
Sanyo 9" B&W Display	185
Sanyo 9" Green Phosphor Display	CALL
Sanyo 12" B&W Display	269
Sanyo 12" Green Phosphor Display	285
Sanyo 13" Color Display	449
Zenith 17" Green Phosphor Display ZVM 121	149

CALL FOR BEST PRICE

commodore
CBM
Business computer

CALL FOR BEST PRICE

commodore
PET
Personal computer

CALL FOR BEST PRICE

VIC-20 PERSONAL COMPUTER
\$259

• color • sound • graphics

DISK DRIVES AVAILABLE SOON!

WE STOCK 1000S OF HARDWARE AND SOFTWARE ITEMS, PLEASE WRITE OR CALL FOR LIST

consumer computers **Mail Order**
8314 PARKWAY DR.
LA MESA, CA 92041

Ordering Information: Phone orders using VISA, MASTERCARD, AMERICAN EXPRESS, DINER'S CLUB, CARTE BLANCHE, bank wire transfer, cashier's or certified check, money order or personal check (allow ten days to clear). Unless prepaid with cash, please add 5% for shipping, handling and insurance. (minimum \$ 5.00). California residents add 6% sales tax. Institutions and corporations please send for a written quotation. All equipment is subject to price change and availability without notice. All equipment is new and complete with manufacturer's warranty (usually 90 days). Showroom prices may differ from mail order prices.

SPECIALS on INTEGRATED CIRCUITS

6502	7.45	10/6.95	50/6.55	100/6.15
6502A/6512A	8.40	10/7.95	50/7.35	100/6.90
6520 PIA	5.15	10/4.90	50/4.45	100/4.15
6522 VIA	6.45	10/6.10	50/5.75	100/5.45
6532	7.90	10/7.40	50/7.00	100/6.60
2114-L200		3.75	25/3.50	100/3.25
2114-L300		3.15	25/2.90	100/2.65
2716 EPROM		7.00	5/6.45	10/5.90
2532 EPROM				14.50
6116 Hitachi 2K x 8 CMOS RAM				14.50
4118				8 for 17
Zero Insertion Force 24 pin Socket				2.00
6550 RAM (PET BK)				12.70
S-100 Wire Wrap Socket				2.40

A P Products 15% OFF
A P Hobby-Blox 15% OFF




THE STAR MODEM

From Practical/Universal Data Systems

RS232 MODEM	SALE \$128
IEEE 488 MODEM	SALE \$199
RS232 CCITT	\$170
IEEE 488 CCITT	\$270

We carry Apple II+ from Bell & Howell



WORTH+ for Apple II \$75
 A full-featured FORTH with enhancements. Conforms to FORTH Interest Group standards.

VIC 3K RAM (with 2 ROM Sockets) 65
 Write for VIC Software List

REVERSAL (Spracklen)	32K Apple	28.00
Data Manager (Lutus)	24K Apple	40.00
Energy Miser - PET, Apple, Zenith		24.50
Histo-Graph (Boyd)	48K Apple	24.50
Data-Graph (Boyd)	48K Apple	40.00
Apple II User's Guide (Osborne)		12.00
Introduction to Pascal (Sybex)		10.30
Pascal Handbook (Sybex)		12.00
Musical Applications of Micros (Chamberlin)		20.00
Basic FORTRAN (Coan)		7.25

CP/M Handbook (with MP/M)	Zaks	11.85
Programming the 6502 - Zaks		10.00
Microprocessor Interfacing Techniques		13.00
PET/CBM Personal Computer Guide (Osborne)		12.00
PET and the IEEE-488 Bus (GPIB)		12.25
6502 Assembly Language Prog. - Levanthal		13.50
Z-80 Assembly Language Prog. - Levanthal		12.75
8080A/8085 Assembly Language Programming		12.75
Z8000 Assembly Language Programming		16.00
6809 Assembly Language Programming		13.50
6800 Assembly Language Programming		12.75
The 68000 Microprocessor Handbook		5.75
BASIC and the Personal Computer (Dwyer)		11.00

commodore



CBM-PET SPECIALS

	list	SALE
8023 Printer - 136 col, 150 cps bi-directional	(995)	775
8300 (Diablo 630) Daisy Wheel - 40 cps bi-directional	(2250)	1725
8032 80 x 25 CRT, business keyboard Super Pet	(1495)	1100
8096 Board (extra 64K RAM for 8032)	(1995)	1600
8050 Dual Disk Drive - 1 megabyte	(500)	400
8250 Dual Disk Drive - 2 megabyte	(1795)	1345
CBM IEEE Modem	(2195)	1760
4016 full size graphics keyboard	(395)	199
4032 full size graphics keyboard	(995)	795
4040 Dual Disk Drive - 330,000 bytes	(1295)	999
2031 Single Disk Drive - 165,000 bytes	(1295)	999
4022 Tractor Feed Printer	(695)	560
C2N External Cassette Deck	(795)	630
VIC 20 Color Computer	(75)	65
VIC 1515 Graphic Printer	(299)	259
Used CBM/PET Computers	(395)	325
8024-7 High Speed Printer		CALL
	(1995)	1345

WE WILL MATCH ANY ADVERTISED PRICE

***** EDUCATIONAL DISCOUNTS *****
 Buy 2 PET/CBM Computers, receive 1 FREE


WordPro 3 Plus - 32K CBM, disk, printer	200
WordPro 4 Plus - 8032, disk, printer	325
OZZ Data Base System for CBM 8032	335
VISICALC for PET, ATARI, or APPLE	155
8M-KIT - Super PET ROM Utilities	40
Programmers Toolkit - PET ROM Utilities	35
PET Spacemaker II ROM Switch	36
2 Meter PET to IEEE or IEEE to IEEE Cable	40
Dust Cover for PET	7
IEEE-Parallel Printer Interface for PET	110
IEEE-RS232 Printer Interface for PET	120
The PET Revealed	17
Library of PET Subroutines	17

4 PART HARMONY MUSIC SYSTEM for PET

The Visible Music Monitor, by Frank Levinson, allows you to easily enter, display, edit, and play 4 part harmony music. Includes whole notes thru 64ths (with dotted and triplets), tempo change, key signature, transpose, etc. The KL-4M unit includes D to A converter and amplifier ready to hook to your speaker.

KL-4M Music Board with VMM Program \$80

Watanabe Intelligent Plotter



WATANABE WX4671 Plotter 1195
WATANABE WX4675 6-pin Plotter 1445

DISK SPECIALS



SCOTCH (3M) 5"	10/2.75	50/2.65	100/2.60
SCOTCH (3M) 8"	10/2.80	50/2.70	100/2.65
Verbatim 8" Double Dens.	10/3.45	50/3.35	100/3.20
Verbatim 5" Datalife	10/2.45	50/2.40	100/2.35
(add 1.00 for Verbatim 5" plastic storage box)			
BASF 5" soft	10/2.40	20/2.35	100/2.30
Wabash 5" in Plastic Box	10/2.70	50/2.60	100/2.50
Wabash 8" in Plastic Box	10/2.75	50/2.65	100/2.55

WE STOCK MAXELL DISKS

Diskette Storage Pages		10 for 3.95
Disk Library Cases	8" - 2.85	5" - 2.15
Disk Hub Rings	8" - 50 @ 7.50	5" - 50 @ 6.00

CASSETTES - AGFA PE-611 PREMIUM

High output, low noise, 5 screw housings.

C-10	10/56	50/50	100/48
C-30	10/73	50/68	100/66

All other lengths available. Write for price list.

SPECIALS

EPSON MX-80 Printer	
EPSON MX-80 F/T Printer	
EPSON MX-70 Printer	
EPSON MX-100 Printer	
Centronics 739 Printer with dot graphics	675
STARWRITER Daisy Wheel Printer	1445
Zenith ZVM-121 Green Phosphor Monitor	115
Ardek Color Monitor	355

ALL BOOK and SOFTWARE PRICES DISCOUNTED
 OSBORNE/McGraw-Hill, HAYDEN, SYBEX, etc.

Synertek Systems

SYM-1 Microcomputer	SALE	199
SYM BAS-1 BASIC or RAE 1/2 Assembler		85
KTM-2/80 Synertek Video and Keyboard		349
KTM-3/80 Synertek Tubeless Terminal		385

ZENITH data systems

Z90-80 64 K	2170
Z90-82 64K, 1 double dens. drive	2395
Z89-0 48K	1950
Z89-1 48K, 1 drive	2150
Z87 10 Megabyte + Floppy Drive	4495
Z37 1.3 Megabyte Dual Floppy	1495
Z25 High Speed Printer	1195
Z19 Video Terminal (VT-52 compatible)	670
ZVM-121 Green Phosphor Monitor	119

All Zenith Software discounted



ATARI SPECIALS

800 Computer	779	410 Recorder	59
400 - 16K	339	Pilot	68
810 Disk Drive	449	Microsoft BASIC	68
825 Printer	629	Educ. Series	20% off
850 Interface	175	MISSILE COMMAND	32
822 Printer	359	ASTEROIDS	32
Paddle Pair	17	STAR RAIDERS	32
Joystick Pair	17	Space Invaders	32
16K RAM	85	Music Composer	45
Assembler/Editor	46	Chess	30
TeleLink	20	Super Breakout	30

Write for prices on other Atan items.

WRITE FOR CATALOG

Add \$1.25 per order for shipping. We pay balance of UPS surface charges on all prepaid orders. Prices listed are on cash discount basis. Regular prices slightly higher. Prices subject to change.

252 Bethlehem Pike
 Colmar, PA 18915

215-822-7727

A B Computers

KMMM Pascal for PET/CBM \$85

A subset of standard Pascal with extensions.

- Machine language Pascal Source Editor with cursor oriented window mode
 - Machine Language P-Code Compiler
 - P-Code to machine language translator for optimized object code
 - Run-time package
 - Floating point capability
 - User manual and sample programs
- Requires 32K Please specify configuration.

EARL for PET (disk file based) \$65

Editor, Assembler, Relocator, Linker

Generates relocatable object code using MOS Technology mnemonics. Disk file input (can edit files larger than memory). Links multiple object programs as one memory load. Listing output to screen or printer. Enhanced editor operates in both command mode and cursor oriented "window" mode.

RAM/ROM for PET/CBM

4K or 8K bytes of soft ROM with optional battery backup.

RAM/ROM is compatible with any large keyboard machine. Plugs into one of the ROM sockets above screen memory to give you switch selected write protectable RAM.

Use RAM/ROM as a software development tool to store data or machine code beyond the normal BASIC range. Use RAM/ROM TO LOAD A ROM image where you have possible conflicts with more than one ROM requiring the same socket. Possible applications include machine language sort (such as SUPERSORT), universal wedge, Extramon, etc.

RAM/ROM -- 4K **\$85**
 RAM/ROM -- 8K **120**
 Battery Backup Option **30**

SUPERSORT by James Strasma \$35

Supersort is an excellent general purpose machine language sort routine for PET/CBM computers. Sorts both one and two dimensional arrays at lightning speed in either ascending or descending order. Other fields can be subsorted when a match is found, and fields need not be in any special order. Sort arrays may be specified by name, and fields are random length. Allows sorting by bit to provide 8 categories per byte. The routine works with all PET BASICs, adjusts to any memory size, and can co-exist with other programs in high memory.

SuperGraphics

by John Fluharty **\$30**

SuperGraphics provides machine language extensions to Commodore BASIC to allow fast and easy plotting and manipulation of graphics on the PET/CBM video display, as well as SOUND commands.

Animations that previously were too slow or impossible without machine language subroutines now can be programmed directly in BASIC. Move blocks (or rocketships, etc.), or entire areas of the screen with a single, easy to use BASIC command. Scroll any portion of the screen up, down, left, or right. Turn on or off any of the 4000 (8000 on 8032) screen pixels with a single BASIC command. In high resolution mode, draw vertical, horizontal, and diagonal lines. Draw a box, fill a box, and move it around on the screen with easy to use BASIC commands.

The SOUND commands allow you to initiate a note or series of notes (or even several songs) from BASIC, and then play them in the background mode without interfering with your BASIC program. This allows your program to run at full speed with simultaneous graphics and music.

SuperGraphics commands include GRAPHIC, TEXT, RVS, SET, DRAW, FILL, PLOT, MOVE, PRINT, CSET, CMOVE, DISPLAY, PUT, SWAP, PAUSE, and SOUND.

Please specify machine type and ROM version, disk or tape.



for PET/CBM Computers

Self Calculating DATA BASE REPORT WRITER MAILING LIST

FLEX-FILE is a set of flexible, friendly programs to allow you to set up and maintain a data base. Print files with a versatile Report Writer or a Mail Label routine. Programmers will find it easy to add subroutines to their own programs to make use of Data Base files.

RANDOM ACCESS DATA BASE

Record size limit is 250 characters. The number of records per disk is limited only by the size of each record and the number of records per disk is limited only by the size of each record and the amount of free space on the disk. File maintenance lets you step forward or backward through a file, add, delete, or change a record, go to a numbered record, or find a record by specified field. The Find command locates any record when you enter all (or a portion of) the desired key. Field lengths may vary from record to record to allow maximum packing of information. Files may be sorted by any field, and any field may be specified as a key. Sequential files from other programs may be converted to Flex-File format, and Flex-File records may be converted to sequential (WordPro, PaperMate, other word processors may also use Flex-File data). Maximum record size, fields per record, and order of fields may be changed at any time.

MAILING LABELS

With typical record size of 127 characters, each disk can handle over 1000 records (about 2800 with 8050 drive). Labels may be printed any number wide, and may begin in any column position. There is no limit on the number or order of fields on a label, and two or three fields may be joined together on one line (like first name, last name, and title). A "type of customer" field allows selective printing.

REPORT WRITER

Print any field in any column. For numeric fields, use decimal point justification (and round to any accuracy). Define any column as a series of mathematical functions performed on other columns. These functions include arithmetic operations and various log and trig functions. Pass results of operations such as running total from row to row. At the end of the report, print total and/or average for any column. Complete record selection, including field within range, pattern match, and logical functions can be specified individually or in combination with other parameters.

FLEX-FILE by Michael Riley \$60

Please specify equipment configuration when ordering.

Low Cost Disk Drive for PET/CBM

PEDISK II from cgrs Microtech is a new disk system ready to plug into your large keyboard PET/CBM.

PEDISK II offers speed, reliability, IBM compatibility.

Complete system prices with DOS and cable:

5" 40 track, 1 drive, 143K **\$525**
 5" 40 track, 1 drive, 286K **690**
 8" IBM 3740 format, 77 track, 250K **995**

PROGRAM YOUR OWN EPROMS

Branding Iron for PET/CBM \$79

EPROM Programmer with software for all ROM versions. Includes all hardware and software to program or copy 2716 and 2532 EPROMs.

CBM Software

Legal Time Accounting Package **445**
 Medical Accounting Package
Complete CBM Business Software Package
 Can be tailored to meet most business requirements.
 Technician's Investment Analysis Package **500**
 Dow Jones Portfolio Management **129**
 Personal Tax Calculator **65**
 Tax Preparation System **445**
 Wordcraft 80 Wordprocessor Package **325**
 Pascal Development Package **235**
 Assembler Development Package **99**
 Intelligent Terminal Emulator **30**
 Softpac-1 (Competitive Software) **29**

FORTH for PET

BY L. C. Cargile and Michael Riley **\$50**

Features include:

- full FIG FORTH model.
- all FORTH 79 STANDARD extensions.
- structured 6502 Assembler with nested decision making macros.
- full screen editing (same as when programming in BASIC).
- auto repeat key.
- sample programs.
- standard size screens (16 lines by 64 characters).
- 150 screens per diskette on 4040, 480 screens on 8050.
- ability to read and write BASIC sequential files.
- introductory manual.
- reference manual.

Runs on any 16K or 32K PET/CBM (including 8032) with ROM 3 or 4, and CBM disk drive. Please specify configuration when ordering.

*Available soon:

Metacompiler for FORTH \$30

simple metacompiler for creating compacted object code which can be executed independently (without the FORTH system).

PaperMate 60 COMMAND WORD PROCESSOR by Michael Riley



Paper-Mate is a full-featured word processor for CBM/PET. Paper-Mate incorporates 60 commands to give you full screen editing with graphics for all 16K or 32K machines (including 8032), all printers, and disk or tape drives.

For writing text, Paper-Mate has a definable keyboard so you can use either Business or Graphics machines. Shift lock on letters only, or use keyboard shift lock. All keys repeat.

Paper-Mate text editing includes floating cursor, scroll up or down, page forward or back, and repeating insert and delete keys. Text block handling includes transfer, delete, append, save, load, and insert.

All formatting commands are imbedded in text for complete control. Commands include margin control and release, column adjust, 9 tab settings, variable line spacing, justify text, center text, and auto print form letter (variable block). Files can be linked so that one command prints an entire manuscript. Auto page, page headers, page numbers, pause at end of page, and hyphenation pauses are included.

Unlike most word processors, CBM graphics as well as text can be used. Paper-Mate can send any ASCII code over any secondary address to any printer.

Paper-Mate functions with 16/32K CBM/PET machines, with any printer, and with either cassette or disk.

To order Paper-Mate, please specify configuration.

Paper-Mate on disk or tape 40.00

BASIC INTERPRETER \$200

Designed to support the CBM 8096 (8032 with add-on 64K board). A full interpreter implementation to automatically take advantage of the extra memory available to the 8032.

BPI General Ledger - 8032/8050 **300**
 BPI Accounts Receivable - 8032/8050 **300**

Hayden Software

Complex Mathematics **12.70**
 Engineering Mathematics **12.70**
 General Mathematics **12.70**
 MCAP: Circuit Analysis Program **21.00**
 Energy Miser **24.50**

CASH MANAGEMENT SYSTEM \$45

Easy to use. Keeps track of cash disbursements, cash receipts, cash transfers, expenses for up to 50 categories.

MICRO-REVERSI for PET by Michael Riley **10**

super machine language version of Othello

Tunnel Vision / Kat & Mouse by Michael Riley **10**

two excellent machine language maze programs

WRITE FOR CATALOG

Add \$1.25 per order for shipping. We pay balance of UPS surface charges on all prepaid orders. Prices listed are on cash discount basis. Regular prices slightly higher. Prices subject to change.

252 Bethlehem Pike
Colmar, PA 18915

215-822-7727

A B Computers

Sirius Software Announces Addition To Their Product Line

The Joyport for the Apple Computer provides expansion of the game paddle port to allow the use of four paddles (with all buttons functional) or to allow the use of one or two Atari™ type joysticks. Atari type joysticks are fast, simple and typically retail for less than \$10.00 each. Some of the features of the Joyport are:

Two connectors to accept Atari type joysticks. All four axis and the fire buttons are fully functional. Since the analog inputs are not used with the Atari type joystick the response is very fast. No delays between reads is needed. The Atari joystick can be read just as fast as the keyboard.

Two 16 pin sockets to accept standard Apple style paddles, joysticks or other devices designed to operate from the Apple's game paddle port.

A switch to change from Atari to Apple controls. Both may remain plugged in. No need to unplug one control to use the other.

A switch to select either of the two Joyport game paddle sockets to be read as paddles 0 and 1 or even to allow your software to select which set of paddles will be read as paddles 0 and 1.

Total compatibility with existing software and hardware. Even the use of the Shift Key to TTL input #3 modification that many people use is compatible. No modification to the Apple is necessary and the Joyport does not take up any peripheral slots.

The Joyport sets next to the Apple with all sockets and switches easily accessible. The Atari type sockets are mounted on the front of the device and the Apple type sockets are inside the box. A convenient snap on cover provides a strain relief for the Apple type sockets and still allows changing

them without getting inside the Apple.

A wide variety of software is being developed to take advantage of the added features of the Joyport. This includes most products that Sirius Software will be publishing as well as software from other vendors. New products available from Sirius Software that will be compatible include Foosball — a four player action game that is included FREE with each Joyport purchased prior to Christmas, 1981. Cops and Robbers, PGE — The Pascal Graphics Editor, and Outpost are compatible with the Joyport.

Existing software may be easily modified. The small (20 to 100 bytes) driver is relocatable. The presence or absence of the Joyport can be determined by your software and automatically enabled. The software can also allow simultaneous use of the keyboard and either the game paddles or the Atari type joysticks.

The custom PC board is machine wave-soldered, hand inspected and bench tested.

Fully documented with source code listings of sample driver routines.

Write for details to Sirius Software Inc., Joyport, 2001 Arden Way, #2, Sacramento, CA 95825.

Dial/Data Gives Micro Users Access To Financial Markets

A new software program that will give microcomputer users immediate access to financial markets has been developed by Remote Computing Corporation (RCC). The program is called "Dial/Data" since users can dial RCC's network over normal telephone lines, log on and automatically retrieve data on commodities, securities and options.

According to Alan J. Schnelwar, Vice President of Eastern Support and Development at RCC, Dial/Data will add a new dimension to the microcomputer.

"We've developed a complete, easy-to-use data service that will allow users to sit in their homes and offices and have all the daily and historical price information necessary to track any investment.

Schnelwar explained that micro users will receive the same data used in the Merlin service by investment professionals.

Dial/Data features the largest collection of time-shared data on commodity futures, including open, high, low, close, volume and open interest for all commodities on all major exchanges.

The program will also supply all New York and American Stock Exchange closing prices including open, high, low, close, volume and uptick volume, and all currently traded option prices including high, low, close, volume, open interest and the closing price of the underlying stock.

"For Apple II users, RCC provides programs to dial our Burroughs B-7700 main frame and automatically retrieve prices and to create and maintain data files on diskette.

"In addition," she said, "The Apple II data files are compatible with statistical software packages available from other sources such as Compu-trac and Orion."

An important feature of Dial/Data is its ability to handle dynamic symbol changing.

New Product releases are selected from submissions for reasons of timeliness, available space, and general interest to our readers. We regret that we are unable to select all new product submissions for publication. Readers should be aware that we present here some edited version of material submitted by vendors and are unable to vouch for its accuracy at time of publication.

COMPUTER CENTER

31 East 31st St. (between Madson & Park Ave.) New York
 480 Lexington Ave. (between 46th & 47th St.) New York
 21 West Street (1 Block from Bklyn Batt. Tun.) New York

presenting the **LARGEST SELECTION OF SOFTWARE EVER ASSEMBLED...**

for **ATARI®** • **APPLE®** • **PET®** • and other Microcomputers
at SUPER DISCOUNT PRICES!

ATARI	
<input type="checkbox"/> PHYSICS (AT).....	24.50
<input type="checkbox"/> GREAT CLASSICS (AT).....	24.50
<input type="checkbox"/> BASIC PSYCHOLOGY (AT).....	24.50
<input type="checkbox"/> PRINCIPLES OF ECONOMICS (AT).....	24.50
<input type="checkbox"/> SPELLING (AT).....	25.50
<input type="checkbox"/> BASIC ELECTRICITY (AT).....	24.50
<input type="checkbox"/> BASIC ALGEBRA (AT).....	24.50
<input type="checkbox"/> 32 K RAMCRAM (AT).....	180.00
<input type="checkbox"/> KINGDOM (AT).....	13.55
<input type="checkbox"/> STATISTICS I (AT).....	13.55
<input type="checkbox"/> BLACKJACK (AT).....	13.55
<input type="checkbox"/> BIORYTHM (AT).....	13.55
<input type="checkbox"/> HANGMAN (AT).....	13.55
<input type="checkbox"/> SPACE INVADERS (AT).....	35.95
<input type="checkbox"/> EUROPEAN CAPITALS (AT).....	13.55
<input type="checkbox"/> MORTGAGE LOAN (AT).....	13.55
<input type="checkbox"/> STATES & CAPITALS (AT).....	13.55
<input type="checkbox"/> EDUCATION SYSTEM (AT).....	22.50
<input type="checkbox"/> ATARI BASIC (AT).....	53.95
<input type="checkbox"/> ASSEMBLER DEBUG (AT).....	53.95
<input type="checkbox"/> BASKETBALL (AT).....	35.95
<input type="checkbox"/> ASTEROIDS (AT).....	35.95
<input type="checkbox"/> SUPER BREAKOUT (AT).....	35.95
<input type="checkbox"/> MUSIC COMPOSER (AT).....	53.95
<input type="checkbox"/> COMPUTER CHESS (AT).....	35.95
<input type="checkbox"/> MISSILE COMMAND (AT).....	35.95
<input type="checkbox"/> STAR RAIDERS (AT).....	44.95
<input type="checkbox"/> TELELINK (AT).....	22.50
<input type="checkbox"/> PADDLES (AT).....	17.95
<input type="checkbox"/> JOYSTICKS (AT).....	17.95
<input type="checkbox"/> U.S. HISTORY (AT).....	24.50
<input type="checkbox"/> U.S. GOVERNMENT (AT).....	24.50
<input type="checkbox"/> SUPERVISORY SKILLS (AT).....	24.50
<input type="checkbox"/> WORLD HISTORY (AT).....	24.50
<input type="checkbox"/> BASIC SOCIOLOGY (AT).....	24.50
<input type="checkbox"/> PERSONAL FINANCE (AT) [D].....	69.95

ADVENTURE INTERNATIONAL	
<input type="checkbox"/> ADVENTURE HINT SHEET.....	9.95
<input type="checkbox"/> ADVENTURE (1,2,3) [D] (AP,AT).....	35.95
<input type="checkbox"/> ADVENTURE (4,5,6) [D] (AP,AT).....	35.95
<input type="checkbox"/> ADVENTURE (7,8,9) [D] (AP,AT).....	35.95
<input type="checkbox"/> ADVENTURE (10,11,12) [D] (AP,AT).....	18.95
<input type="checkbox"/> ADVENTURE (specially 1-12) (AP,AT).....	17.95
<input type="checkbox"/> PLANETOIDS [D] (AP).....	17.95
<input type="checkbox"/> POKER (AP).....	17.95
<input type="checkbox"/> POKER (AP) [D].....	18.95
<input type="checkbox"/> KID-VENTURE #1 (AP).....	17.95
<input type="checkbox"/> STAR TREK 3.5 (AT).....	17.95
<input type="checkbox"/> MOUNTAIN SHOOT (AT).....	13.45
<input type="checkbox"/> SUNDAY GOLF (AT).....	13.45
<input type="checkbox"/> ANGLE WORMS (AT).....	13.45
<input type="checkbox"/> DEFLECTIONS (AT).....	13.45
<input type="checkbox"/> GALACTIC EMPIRE (AT).....	17.95

AVALON HILL	
<input type="checkbox"/> MIDWAY (AT,AP,P).....	13.50
<input type="checkbox"/> NUKE WAR (AT,AP,P).....	13.50
<input type="checkbox"/> PLANET MINERS (AT,AP,P).....	13.50
<input type="checkbox"/> CONVOY RAIDER (AT,AP,P).....	13.50
<input type="checkbox"/> B1 BOMBER (AT,AP,P).....	13.50
<input type="checkbox"/> LORDS OF KARMA (AT,AP,P).....	18.00
<input type="checkbox"/> CONFLICT 2500 (AT,AP,P).....	13.50
<input type="checkbox"/> COMPUTER ACQUIRE (AP,P).....	18.00
<input type="checkbox"/> TANK TICS (AP,AT).....	21.50

AUTOMATED SIMULATION	
<input type="checkbox"/> TUESDAY QUARTERBACK [D] (AP).....	26.95
<input type="checkbox"/> STAR WARRIOR [C,D] (AP,AT).....	35.95
<input type="checkbox"/> THREE PACK [D] (AP,P).....	45.00
<input type="checkbox"/> STARFLEET ORION [C,D] (AP).....	22.50
<input type="checkbox"/> STARFLEET ORION [C] (AT,P).....	22.50
<input type="checkbox"/> INVASION ORION [C,D] (AP,AT).....	22.50
<input type="checkbox"/> INVASION ORION [C] (AT,P).....	22.50
<input type="checkbox"/> APSHAI [D] (AP).....	35.95
<input type="checkbox"/> APSHAI [C] (P).....	35.95
<input type="checkbox"/> CRUSH, CRUMBLE & CHOMP [D] (AP).....	26.95

AUTOMATED SIMULATION	
<input type="checkbox"/> RYN [D,C] (AP,AT).....	17.95
<input type="checkbox"/> RYN [C] (P,AT).....	17.95
<input type="checkbox"/> MORLOC [C,D] (AP).....	17.95
<input type="checkbox"/> MORLOC [C] (P,AT).....	17.95
<input type="checkbox"/> RIGEL [C,D] (AP,AT).....	26.95
<input type="checkbox"/> RIGEL [C] (AT,P).....	26.95
<input type="checkbox"/> HELLFIRE [D] (AP).....	35.95
<input type="checkbox"/> HELLFIRE [C] (P).....	35.95

QUALITY SOFTWARE	
<input type="checkbox"/> 6502 DISASSEMBLER (AT).....	10.55
<input type="checkbox"/> ALI BABA (AT) [D].....	28.95
<input type="checkbox"/> ATARI ASSEMBLER (AT).....	22.50
<input type="checkbox"/> BABBLE (AP) [D].....	17.95
<input type="checkbox"/> BATTLESHIP COMMANDER [D] (AP).....	17.95
<input type="checkbox"/> FASTGAMMON [D] (AP).....	22.50
<input type="checkbox"/> FASTGAMMON (AP,AT).....	17.95
<input type="checkbox"/> FRACAS ADVENTURE [D] (AP).....	22.50
<input type="checkbox"/> TANK TRAP (AT).....	10.55
<input type="checkbox"/> TANK TRAP (AT) [D].....	13.55
<input type="checkbox"/> TARI TREK (AT).....	10.55
<input type="checkbox"/> TARI TREK (AT) [D].....	13.55
<input type="checkbox"/> FORTH (AT) [D].....	72.00

PERSONAL SOFTWARE	
<input type="checkbox"/> DESK TOP PLAN II [D] (AP).....	175.00
<input type="checkbox"/> MONTY MONOPOLY [D] (AP).....	31.00
<input type="checkbox"/> VISICALC [D] (AT,P,AP).....	170.00
<input type="checkbox"/> ZORK (T) [D].....	35.95
<input type="checkbox"/> VISIDEX (AP) [D].....	170.00
<input type="checkbox"/> VISILOT (AP) [D].....	162.00
<input type="checkbox"/> VISITERM (AP) [D].....	135.00
<input type="checkbox"/> VISITREND (AP) [D].....	210.00
<input type="checkbox"/> VISIFILE (AP) [D].....	220.00

CALIF. PACIFIC	
<input type="checkbox"/> 3-D GRAPHICS (AP) [D].....	35.95
<input type="checkbox"/> AKALAPETH (AP) [D].....	31.50
<input type="checkbox"/> APPLE OIDS (AP) [D].....	26.95
<input type="checkbox"/> FENDER BENDER (AP) [D].....	22.50
<input type="checkbox"/> RASTER BLASTER (AP) [D].....	26.95
<input type="checkbox"/> BUDGE'S SPACE ALBUM (AP) [D].....	35.95
<input type="checkbox"/> BUDGE'S TRILOGY (AP) [D].....	26.95

STRATEGIC SIMULATIONS	
<input type="checkbox"/> COMPUTER AMBUSH [D] (AP).....	51.50
<input type="checkbox"/> COMPUTER BISMARCK [D] (AP).....	51.50
<input type="checkbox"/> COMPUTER CONFLICT [D] (AP).....	35.00
<input type="checkbox"/> COMPUTER NAPOLEONICS [D] (AP).....	51.50
<input type="checkbox"/> COMPUTER QUARTERBACK [D] (AP).....	35.00
<input type="checkbox"/> AIR COMBAT [D] (AP).....	51.50
<input type="checkbox"/> WARP FACTOR [D] (AP).....	35.00
<input type="checkbox"/> CUTHROATS & CARTELS [D] (AP).....	35.00
<input type="checkbox"/> OPERATION APOCALYPSE [D] (AP).....	51.50
<input type="checkbox"/> TORPEDO FIRE [D] (AP).....	51.50
<input type="checkbox"/> PRESIDENT ELECT [D] (AP).....	31.50
<input type="checkbox"/> MAJOR LEAGUE BASEBALL [D] (AP).....	31.50

SUB-LOGIC	
<input type="checkbox"/> 3D GRAPHICS (AP).....	45.00
<input type="checkbox"/> 3D GRAPHICS [D] (AP).....	53.00
<input type="checkbox"/> A-2-FS1 FLIGHT SIMULATOR (AP).....	22.00
<input type="checkbox"/> A-2-FS1 FLIGHT [D] (AP).....	29.00

MICROSOFT SOFTWARE	
<input type="checkbox"/> ADVENTURE [D] (AP).....	25.50
<input type="checkbox"/> OLYMPIC DECATHALON [D] (AP).....	25.00
<input type="checkbox"/> TYPING TUTOR (AP) [D].....	22.50
<input type="checkbox"/> TYPING TUTOR (AP).....	13.55
<input type="checkbox"/> Z-80 SOFTCARD [D] (AP).....	315.00
<input type="checkbox"/> 16k RAM BOARD (AP).....	165.00

ARCADE PLUS	
<input type="checkbox"/> GHOST HUNTER (AT).....	26.95
<input type="checkbox"/> GHOST HUNTER (AT) [D].....	31.50

ON LINE SYSTEMS	
<input type="checkbox"/> HI-RES ADVEN. #0 (AP) [D].....	17.95
<input type="checkbox"/> HI-RES ADVEN #1 [D] (AP).....	22.50
<input type="checkbox"/> HI-RES ADVEN #2 [D] (AP,AT).....	29.00
<input type="checkbox"/> HI-RES ADVEN #3 [D] (AP).....	31.00
<input type="checkbox"/> HI-RES CRIBBAGE [D] (AP).....	22.50
<input type="checkbox"/> PADDLE GRAPHICS [D] (AP).....	36.00
<input type="checkbox"/> TABLET GRAPHICS [D] (AP).....	44.95
<input type="checkbox"/> MISSILE DEFENSE [D] (AP).....	26.95
<input type="checkbox"/> SUPERSCRIBE II [D] (AP).....	115.00

SIRIUS	
<input type="checkbox"/> CYBER STRIKE [D] (AP).....	36.00
<input type="checkbox"/> STAR CRUISER [D] (AP).....	22.50
<input type="checkbox"/> GORGON [D] (AP).....	33.00
<input type="checkbox"/> PHANTOM FIVE [D] (AP).....	36.00
<input type="checkbox"/> SPACE EGGS [D] (AP).....	26.95

SYNERGISTIC SOFTWARE	
<input type="checkbox"/> DUNGEON & WILDERNESS [D] (AP).....	29.00
<input type="checkbox"/> ARCTURUS [D] (AP).....	31.50
<input type="checkbox"/> DUNGEON [D] (AP).....	15.75
<input type="checkbox"/> ODYSSEY [D] (AP).....	27.00
<input type="checkbox"/> HIGHER GRAPHICS [D] (AP).....	31.50
<input type="checkbox"/> WILDERNESS (AP).....	15.75
<input type="checkbox"/> WILDERNESS [D] (AP).....	18.00
<input type="checkbox"/> PROGRAM LINE EDITOR [D] (AP).....	36.00

BRODERBUND	
<input type="checkbox"/> GALACTIC EMPIRE (AP) [D].....	22.50
<input type="checkbox"/> ALIEN RAIN (AP) [D].....	21.00
<input type="checkbox"/> HYPER HEAD ON (AP) [D].....	22.50
<input type="checkbox"/> GALACTIC REVOLUTION (AP) [D].....	22.50
<input type="checkbox"/> APPLE PANIC (AP) [D].....	26.95
<input type="checkbox"/> TAWALA'S REDOUBT (AP) [D].....	26.95
<input type="checkbox"/> GALACTIC TRADER (AP) [D].....	22.50
<input type="checkbox"/> SNOOGLE (AP) [D].....	32.95

MUSE COMPANY	
<input type="checkbox"/> ABM [D] (AP).....	22.50
<input type="checkbox"/> APPILOT II [D] (AP).....	75.00
<input type="checkbox"/> BEST OF MUSE [D] (AP).....	35.95
<input type="checkbox"/> GLOBAL WAR [D] (AP).....	22.50
<input type="checkbox"/> SUPER TEXT II [D] (AP).....	135.00
<input type="checkbox"/> THREE MILE ISLAND [D] (AP).....	35.95
<input type="checkbox"/> ROBOT WARS [D] (AP).....	32.00
<input type="checkbox"/> THE VOICE [D] (AP).....	35.95

IRIDIS	
<input type="checkbox"/> IRIDIS 1 (AT).....	8.95
<input type="checkbox"/> IRIDIS 1 (AT) [D].....	11.75
<input type="checkbox"/> IRIDIS 2 (AT).....	14.50
<input type="checkbox"/> IRIDIS 2 (AT) [D].....	16.95

SPECTRUM COMP.	
<input type="checkbox"/> GALACTIC CHASE AT [D].....	26.95
<input type="checkbox"/> GALACTIC CHASE AT.....	22.50

CRYSTAL COMP.	
<input type="checkbox"/> WORLD WAR III AP, AT [D].....	26.95
<input type="checkbox"/> GALACTIC QUEST AP, AT [D].....	26.95
<input type="checkbox"/> WATERLOO AP, AT [D].....	44.95
<input type="checkbox"/> HOUSE OF USHER AP, AT [D].....	26.95
<input type="checkbox"/> QUEST FOR POWER AP, AT [D].....	35.95
<input type="checkbox"/> FANTASYLAND 2041 AP, AT [D].....	53.95
<input type="checkbox"/> SANDS OF MARS AP, AT [D].....	35.95
<input type="checkbox"/> PROTECTOR AP, AT [D].....	35.95
<input type="checkbox"/> FORGOTTEN ISLAND AP, AT [D].....	35.95
<input type="checkbox"/> LASAR WARS AP, AT [D].....	26.95
<input type="checkbox"/> IMPERIAL WALKER AP, AT [D].....	26.95
<input type="checkbox"/> LITTLE CRYSTAL AP, AT [D].....	35.95

HAYDEN	
<input type="checkbox"/> SARGON II (AP).....	25.00
<input type="checkbox"/> SARGON II (AP) [D].....	30.00

K-BYTE	
<input type="checkbox"/> CRAZY SHOOTOUT (AT) CARTRIDGE.....	44.95

If you don't see it listed, write... we probably have it in stock!

Check program desired. Complete ordering information and mail entire ad. Immediate Shipments from stock.

KEY:
 AT-Atari
 AP-Apple
 P-Pet
 D-on Disc.
 C-Cassette

If not marked-Cassette

ATARI is a trademark of ATARI INC.
 APPLE is a trademark of APPLE COMPUTER, INC.
 PET is a trademark of COMMODORE BUSINESS MACHINES.
 Prices subject to change without notice.

Ship the above programs as checked to:

Mr /Mrs _____

Address _____

City _____

State _____ Zip _____

I have a _____ Name of Computer

with _____ K memory

Number of Programs Ordered

Amount of order.....

N Y. residents add Sales Tax.....

Add shipping anywhere in the U.S. **3.00**

Total amount enclosed.....

Charge my. Master Charge Visa

Signature _____

Card No. _____ Expires _____

COMPUTE/FEB. '82 Personal Checks please allow 3 weeks.

Mail to:

DIGIBYTE SYSTEMS CORP.

31 East 31st Street, New York, N.Y. 10016


OUTSIDE NEW YORK CALL TOLL FREE (800) 221-3144

IN NEW YORK CALL (212) 889-8130

FEBRUARY

SPECIALS

**EPSON
MX-80**



INTERFACES & CABLES
IEEE \$55 RS-232 \$70.
APPLE INTERFACE & CABLE \$90.
TRS-80 CABLE \$35.

\$449.00



\$159.00

**NEC GREEN 12" MONITOR
JB 1201M**

PERSONAL COMPUTERS

CALL OMEGA TOLL FREE!

WEST COAST

1-800-235-3581

OMEGA SALES CO.
3533 Old Conejo Rd. #102
Newbury Park, CA 91320
1-805-499-3678
CA TOLL FREE 1-800-322-1873

EAST COAST

1-800-556-7586

OMEGA SALES CO.
12 Meeting St.
Cumberland, RI 02864
1-401-722-1027

OMEGA SALES COMPANY




We Accept C.O.D.'s • Stock Shipments Same Day or Next • No Surcharge for Credit Cards • All Equipment Factory Fresh w/MFT Warranty • We Carry the Complete Line of Personal Software • Prices do not Reflect Shipping Charges
Rhode Island and California residents please add 6% Sales Tax

NEC PC-8023 Printer	\$629.00
NEC 5510 Spinwriter (7710)	2345.00
NEC 5520 Spinwriter (7720)	2695.00
NEC 5530 Spinwriter (7730)	2345.00
NEC JC 1201 M(A) - Color 12" Monitor	359.00
NEC JB 1201 M 12" Green Monitor	159.00
Okidata Microline-80	379.00
Okidata Microline-82A	499.00
Okidata Microline-83A	729.00
Diablo 630	1995.00
Apple II Plus 48K	1199.00
Apple Disk w/3.3 DOS Controller	569.00
Apple Disk w/o Controller	469.00
Hazeltine 1420	799.00
Northstar Horizon II 32K QD	2925.00
Anadex DP-9500/9501	1249.00
Televideo 910	559.00
Televideo 912C	669.00
Televideo 920C	729.00
Televideo 950	929.00
CBM 8032 Computer	1149.00
CBM 8050 Disk Drive	1349.00
CBM 4032 Computer	1029.00
CBM 4040 Disk Drive	1029.00
CBM 4022 Printer	649.00
CBM VIC-20	269.00
Leedex/Amdek 100G	169.00
Leedex/Amdek Color - 1 13" Color Monitor	329.00
Microtek 16K Ramboard for Atari 800	79.00
Microtek 32K Ramboard for Atari 400 and 800	149.00
Qume Sprint 9/45 (Full Panel)	2295.00
Atari 400 16K	349.00
Atari 825 Printer	599.00
Atari 850 Interface	139.00
Atari 830 MODEM	159.00
Atari 810 Disk Drive	449.00
Atari 800 16K	749.00
Epson MX-70	349.00
Epson MX-80	449.00
Epson MX-80 FT	549.00
Epson MX-100 FT	729.00

**COMMODORE INTERTEC APPLE
AMDEK QUME OKIDATA ATARI
TELEVIDEO EPSON LEEDEX NEC**

PRICES ARE SUBJECT TO CHANGE WITHOUT NOTICE


WE CARRY THE COMPLETE LINE OF ATARI SOFTWARE, PERIPHERALS AND ACCESSORIES




**OKIDATA MICROLINE 80A
MATRIX PRINTER
\$379.00**



**ATARI 810 DISK DRIVE
\$449.00**



**AMDEK COLOR-1 MONITOR
\$329.00**



**EPSON MX-100 FT PRINTER
\$729.00**

PERSONAL COMPUTERS

OMEGA SALES COMPANY



Advertisers Index

AB Computers	151,202,203	LJK Enterprises, Inc.	29
Aardvark Technical Services, Ltd.	119	Leading Edge Products, Inc.	IBC
Abacus Software	33	Lem Data Products	147
Academy Software	175	Lifeline Communications, Inc.	87
Actek	49	Lo-Ball	201
Alpha Logic Business Systems	63	Lyco Computers	195
Alternate Reality Software	105	MED Systems Software	103
Arcade Plus	79	Macrotronics Inc.	186
Artworx	23	Magic Carpet	181
BYTM Systems	55	Meta Software Engineering	68
Batteries Included	147	Micro Business World	197
Basic Software Service	151	Micro-Ed, Inc.	17
Beagle Brothers	73	Micro Peripheral Corp.	97
John Bell Engineering, Inc.	43	Micro Spec Ltd.	175
Beta Computer Devices	49	Micro Technical Products	49
The Bit Bucket	117	Micro Technology Unlimited	155
Byte Microsystems Corporation	51	Micrograms	21
CE Software	111	Microsoft Consumer Products	4
CFI	171	Microtek, Inc.	53
CGRS Microtech	59	Mosaic Electronics	76
Canadian Micro Distributors Ltd.	129,132,144	Mountain Computer	IFC
CMS Software Systems	2,3	New England Electronics Company	34,35
C-Mart	191	Netronics, R & D Ltd.	18
Cansoft Data Inc.	141	Nicrotom & Company	61
Cascade Computerware	163	Nüfekop	178
Comm*Data Systems Inc.	172	Olympic Sales Company	193
Commodore Computer Systems	BC	Omega Sales Co.	206,207
The Computer Bus	46	On-Line Computer Centers of Oklahoma City	101
Computer House	117	On-Line Computer Centers of Oklahoma City	107
Computer Mail Order	184,185	On Line Systems	15
Computer Mat	163,177	Oppenheimer Software	190
Computertime, Inc.	107	Optimized Data Systems	167
COMPUTE's First Book Of Atari	7	PETTED Microsystems	157
COMPUTE's First Book Of PET/CBM	6	Pacific Exchanges	42,66,75,95
COMPUVOX	42	Philadelphia Computer Discount	199
Connecticut microComputer, Inc.	161	Pretzelland Software	127
Consultors International	21	Professional Software Inc.	1,9
Consumer Computers	201	Program Design Inc.	105
Creative Software	11	The Program Store	31
Crystal Computer	56,57	The Programmer's Institute	116
Cursor, The Code Works	149	Questar International Inc.	180
Cyberia Inc.	139	Quality Software	103
Data Resource Corp.	121	Quantum Data Inc.	61,179
Digibyte Systems Corp.	205	RC Electronics, Inc.	65
Don't Ask Software	55	RETCOM Systems, Inc.	165
Dr. Daley's Software	143	RNB Enterprises	45
Dynacomp	40,41	Renaissance Technology Corp.	20
ECX Computer Company	55	Santa Cruz Educational Software	91
ETC	153	Skyles	137,188
Eastern House Software	26	Software by Sasso	134
Eclectic Systems Corporation	71,187	The Software Connection	11
Electronic Specialists, Inc.	18	Software Galore	192
Excert, Inc.	27	Software Street	115
Execom Corp.	163	Spectrum Computers	83
FSS	161	Street Electronics	67
Gebelli Software, Inc.	13	Sunrise Software	105
The Great Western Software Co.	163	Swiftly Software	85
HW Electronics	81	Syncro, Inc.	105
High Country Microsystems	116	Synergistic Software	97
Horizon Simulations	43	TIS	20
Human Engineered Software	169	T'Aide Software Company	43
Huntington Computing	47	T.H.E.S.I.S.	102
In-Home Software	87	Unicom	189
Intec Peripherals Corporation	97	United Microware Ind.	169,182
Interlink Inc.	149	University Microfilms, International	61
Iridis, The Code Works	111	Vixel, The Code Works	177
Jini Micro-Systems, Inc.	37,61	Voicetek	157
Krell Software	24,25	Warren's Computer Systems	193

For Fastest Service,
 Call Our **Toll-Free**
 US Order Line
800-345-8112
 In Pennsylvania call 800-662-2444

My computer is:

- PET** **APPLE** **ATARI** **OSI**
 KIM **SYM** **AIM** **OTHER** _____
 Don't yet have one...

Please enter my 1 year (12 issue) subscription to **COMPUTE!**
 New subscription Renewal subscription

- \$20.00 US subscription
 \$25.00 Canada and international surface mail Payment in US funds drawn on US bank or money order
 Bill me (US only) \$100 billing fee

Name, Address: _____

Charge my: Visa MC
 Number _____ Expires _____/_____/_____

2 3 4 5 6 7 8 9 10 11 12

For Fastest Service,
 Call Our **Toll-Free**
 US Order Line
800-345-8112
 In Pennsylvania call 800-662-2444

My computer is:

- PET** **APPLE** **ATARI** **OSI**
 KIM **SYM** **AIM** **OTHER** _____
 Don't yet have one...

Please enter my 1 year (12 issue) subscription to **COMPUTE!**
 New subscription Renewal subscription

- \$20.00 US subscription
 \$25.00 Canada and international surface mail Payment in US funds drawn on US bank or money order
 Bill me (US only) \$100 billing fee

Name, Address: _____

Charge my: Visa MC
 Number _____ Expires _____/_____/_____

2 3 4 5 6 7 8 9 10 11 12

**Foreign
 Readers**

New subscription rates for **COMPUTE!** readers outside of the US.

- \$25 Anywhere/Surface Mail (2-4 months delivery) FI=4,6,8
 \$38 Europe/Air Delivery (7-10 days) FI=3
 \$48 Middle East, North Africa, Central America/Air Mail FI=5
 \$88 South America, South Africa, Far East, Australia/Air Mail FI=7

Name _____

Address _____

Check here if renewal subscription

Country _____

Payment must accompany this card.
 Payment in US funds drawn on a US bank, International Money Order or charge card. VISA MasterCard .
 Account No. _____ Expires _____/_____/_____

2 3 4 5 6 7 8 9 10 11 12

The Editor's Feedback:

My computer is:

- PET** **APPLE** **ATARI** **OSI**
 KIM **SYM** **AIM** **OTHER** _____
 Don't yet have one...

During the next year I expect to buy:

- computer printer
 disk drive other peripherals

Order to _____
 Street Address _____ # _____

Name _____

2 3 4 5 6 7 8 9 10 11 12

Place
Stamp
Here

COMPUTE! Magazine

515 Abbott Drive
Broomall, PA 19008
USA



NO POSTAGE
NECESSARY
IF MAILED
IN THE
UNITED STATES



BUSINESS REPLY MAIL
FIRST CLASS PERMIT NO. 236 BROOMALL, PA

POSTAGE WILL BE PAID BY ADDRESSEE

COMPUTE! Magazine

515 Abbott Drive
Broomall, PA 19008

Place
Stamp
Here

COMPUTE! Magazine

515 Abbott Drive
Broomall, PA 19008
USA



NO POSTAGE
NECESSARY
IF MAILED
IN THE
UNITED STATES



BUSINESS REPLY MAIL
FIRST CLASS PERMIT NO. 236 BROOMALL, PA

POSTAGE WILL BE PAID BY ADDRESSEE

COMPUTE! Magazine

515 Abbott Drive
Broomall, PA 19008

REMEMBER.



Elephant™ floppies.

They're guaranteed to meet or beat every industry standard for quality. They come standard with reinforced hub rings at no extra cost. They come in every popular 5¼" model, in both hard and

soft sector. And they sell at some of the lowest prices in the business.

Elephant Flexible Disks.

They're heavy duty. They work for peanuts. They never forget. Get yourself a trunkful.

HEAVY DUTY DISKS.

Distributed Exclusively by Leading Edge Products, Inc., 225 Turnpike Street, Canton, Massachusetts 02021
Call: toll-free 1-800-343-6833; or in Massachusetts call collect (617) 828-8150. Telex 951-624.

THE COMMODORE COMPUTERS

"FROM \$300 TO \$1995, THEY COST LESS AND GIVE YOU MORE FOR YOUR MONEY. READ OUR CHART."

—William Shatner

The idea of a computer in every office and home used to be science fiction. Now it's becoming a reality. The question is, with so many to choose from, which computer should you buy? When you consider the facts, the clear choice is Commodore.

COMPARE OUR \$995 COMPUTER

FEATURES	COMMODORE 4016	APPLE II	IBM
Base Price	\$995	\$1,330	\$1,565
12" Green Screen	Standard	299	345
IEEE Interface	Standard	300	NO
TOTAL	\$995	\$1,929	\$1,910
Upper & Lower Case Letters	Standard	NO	Standard
Separate Numeric Key Pad	Standard	NO	Standard
Intelligent Peripherals	Standard	NO	NO
Real Time Clock	Standard	NO	NO
Maximum 5 1/4" Disk Capacity per Drive	500K	143K	160K

Prices are as of the most recent published price lists, September, 1981 and approximate the capabilities of the (16K) PET 4016. Disk Drives and Printers are not included in prices. Models shown vary in their degree of expandability.

Many experts rate Commodore Computers as the best desk-top computers in their class. They provide more storage power — up to 1,000,000 characters on 5 1/4" dual disks — than any systems in their price range. Most come with a built-in green display screen. With comparable systems, the screen is an added expense. Our systems are more affordable. One reason: we make our own microprocessors. Many competitors use ours. And the compatibility of peripherals and basic programs lets you easily expand your system as your requirements grow. Which helps explain why Commodore is already the No. 1 desk-top computer in Europe with more than a quarter of a million computers sold worldwide.



WE WROTE THE BOOK ON SOFTWARE.

The Commodore Software Encyclopedia is a comprehensive directory of over 500 programs for business, education, recreation and personal use. Pick up a copy at your local Commodore dealer.

FULL SERVICE, FULL SUPPORT.

Commodore dealers throughout the country offer you prompt local service. In addition, our new national service contract with TRW provides nationwide support. Visit your Commodore dealer today for a hands-on demonstration.



Commodore Computer Systems
681 Moore Road
King of Prussia, PA 19406

Canadian Residents:
Commodore Computer Systems
3370 Pharmacy Avenue
Agincourt, Ontario, Canada. M1W 2K4

Please send me more information.

CBM-CD

Name _____

Company _____ Title _____

Address _____

City _____ State _____ Zip _____

Telephone _____

Interest Area _____

Business Education Personal



 **commodore**
COMPUTER