

Special
Review Issue

August
1984
\$2.95

Color Computer

MAGAZINE

For Users of TRS-80™ Color Computers

Radio Shack Color Computer Reviews Galore


- Education
- Games
- Home Management
- Communications
- Graphics
- Editor-Assemblers
- Business
- Books
- Hardware
- Utilities



612024 RWE 1762K096 245L MAR85
 A ROWEN 08#EV
 1762 KING JAMES PKY
 WESTLAKE OH 44145
 UCV

7148602661
 *™ Tandy Corporation

TEST DRIVE AN ELEPHANT.™



Elephant Floppy Disks are the perfect vehicle for storing and protecting data. Because Elephant never forgets. You'll get high performance that's 100% guaranteed for a lifetime of heavy use. So take them for a test drive. They're available now at your local computer showroom. And there's no waiting for delivery. For the Elephant dealer nearest you, call 1-800-343-8413. In Massachusetts, call collect (617) 769-8150.

Dennison

ELEPHANT™ NEVER FORGETS.

Circle No. 23 on Reader Service Card

Color Power IITM

Expands Your CoCo to CP/M[®] 2.2

```
01          * * * COLOR POWER II FEATURES * * *
02
03
04 INCLUDES CP/M 2.2 WHICH ALLOWS YOU TO RUN THOUSANDS OF CP/M PROGRAMS
05
06 GENERATES HIGH QUALITY 80 COLUMN BY 24 LINE DISPLAY AS IN THIS REAL PHOTO
07 WITH UPPER and lower case characters on your composite video monitor,
08 INSTRUCTIONS INCLUDED ON USING MOTOROLA 6845 DIRECTLY FROM YOUR CoCo
09
10 INCLUDES SEPARATE POWER SUPPLY (HELPS KEEP YOUR CoCo COOL)
11
12 INCLUDES POWERFUL FOUR MHZ Z-80A MICROPROCESSOR
13
14 SUPPORTS DOUBLE-DENSITY DISK FORMATS FOR MAXIMUM STORAGE CAPACITY
15
16 ABSOLUTELY NO 64K CoCo OR CoCo II HARDWARE MODIFICATIONS NEEDED
17
18 OPTIONAL Ultra Term + by Double Density Software: ALLOWS
19 YOUR CoCo TO OPERATE AS AN 80 COLUMN BY 24 LINE COMMUNICATIONS TERMINAL
20
21 POPULAR CP/M SOFTWARE AVAILABLE
22
00000000001111111122222222223333333333444444445555555555666666666677777777778
1234567890123456789012345678901234567890123456789012345678901234567890
```

Plug Color Power II into the expansion port of your 64K CoCo or CoCo 2, plug your disk controller into Color Power II, and insert our disk into your drive. You are now ready to run thousands of CP/M programs such as WordStar[®], MailMerge[®], SpellStar[®], and StarIndexTM and to run Ultra Term + to create an 80 column by 24 line terminal.

Your CoCo is now a CP/M compatible computer that includes CP/M 2.2 and generates an 80 column by 24 line display on your 80 column monitor with upper and lower case characters.

Introductory Prices:

Color Power II (includes CP/M 2.2)	\$329.00
Add Ultra Term +	\$ 55.00
Color Power II plus WordStar [®] & MailMerge [®]	\$498.00
Add SpellStar [®] and StarIndex TM for only	\$ 79.00

Call or send check, money order, Visa or MasterCard number with expiration date to the address below. N.J. residents add 6% sales tax.



Color Power Unlimited, Inc.

1260 Springfield Ave., P.O. Box 606-E, New Providence, N.J. 07974 (201) 665-9646




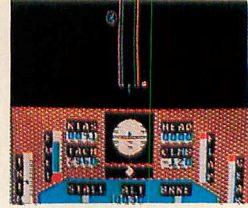
Color Power is a trademark of Color Power Unlimited, Inc.
CP/M is a trademark of Digital Research, Inc., WordStar, MailMerge, SpellStar, and StarIndex are trademarks of MicroPro International Corp.

Circle No. 10 on Reader Service Card

New From Tom Mix. . .

Worlds of FLIGHT

Not A Game — A Very Realistic Flight Simulation



WORLDS OF FLIGHT (WOF) is a "view" oriented flight simulation for the TRS-80 Color Computer, written entirely in Machine Language. "View" oriented means that the pilot may determine his or her position by actually viewing the surrounding landmarks as opposed to using instruments which sense navigational references. This is a major departure from "instrument only" simulations which can be achieved through BASIC programs. Most instrument maneuvers and procedures may be practiced. The craft is a light-weight, single-engine airplane with low wings. A nose wheel which is both steerable and retractable is also modeled. Some aerobatics are possible including sustained inverted flight, aileron rolls, spins and stalls.



The Experts Say:

C.L. — "As a pilot I found "Flight" to be an outstanding simulation.

M.H. — "No one has created a more realistic flight simulator for the Color Computer."

D. HOOPER, pilot for major airline — "An outstanding flying experience. Very realistic."

JOYSTICKS REQUIRED
32K MACHINE LANGUAGE
TAPE \$29.95 DISK \$32.95



TOM MIX SOFTWARE

4285 BRADFORD N.E.
GRAND RAPIDS, MI 49506

•ADD \$1.50 POSTAGE & HANDLING•TOP ROYALTIES PAID•
•MICHIGAN RESIDENTS ADD 4% SALES TAX•
LOOKING FOR NEW SOFTWARE



ARCADE ACTION GAMES

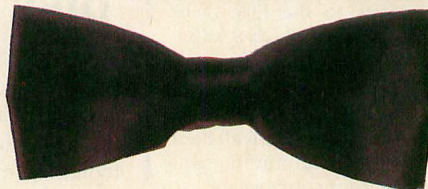


TO ORDER CALL 616/957-0444

THE Color Computer

MAGAZINE

Vol. 2, No. 6
August 1984



REVIEWS

18/Education

Language arts, math, history, science, memory tests, shapes, preschool, grade school, high school, and some specials for teachers.

38/Home and Business Management

Money manipulators, word processors, filing systems, database managers, business applications galore!

58/Games and Entertainment

Arcade games, adventure games, children's games, simulations, teaching games, thought-provokers, and more.

78/Utilities and Hardware

Printers, screen expanders, disk drive analyzers, number crunchers, graphics programs, and more.

DEPARTMENTS

9/INKEY\$

124/DEFUSR


128/END OF FILE

128/FOR...NEXT (09,84)

COVER

"A Fine Presentation,"
by Peter Macomber

PEEK (08,84)




What better time of year than midsummer could we have chosen to fill your computing lives with reviews of lots of the great products that are available? Take it as leisure-time reading — you can plan your fall buying strategy over a nice cool glass of lemonade, and not feel any guilt because summer chores and fun keep you from trying out a newly published program. This is an issue to take to the beach with you!

Attention, kids and Color Computing For Kids parents: Jean Plesser will be editing a page written for and by children, coming soon in **The Color Computer Magazine**. Children who'd like to submit material — pictures, stories, graphics, programs, opinions, whatever strikes their fancy — should send them to "KIDS," **The Color Computer Magazine**, Highland Mill, Camden, ME 04843. We'll be looking forward to seeing lots of bright new ideas!

We're in the process of compiling an up-to-date, corrected list of all the Color Computer clubs currently in existence. If your club hasn't yet sent us information — include a name, the general area where users should live to become members, info on fees, dues, etc., and a mailing address and name and phone number of contact person — or if your club information needs to be updated, please drop us a note so we can include it in our INKEY\$ Club listings and our master list.

— D.M., Editor

The Color Computer Magazine (ISSN 0736-9492) is published monthly for \$17.97 one year, \$31.97 for two years, \$43.97 for three years. Additional postage \$8.00 outside of continental U.S. Ziff-Davis Publishing Company, One Park Avenue, New York, NY 10016. President: Richard P. Friese; Secretary: Bertram A. Abrams; Treasurer: Selwyn Taubman. Second class postage paid at New York, NY and additional mailing offices. POSTMASTER: Send address changes to *The Color Computer Magazine*, P.O. Box 2599, Boulder, CO 80322.



Computerware®

Computerware is a federally registered trademark of Computerware

DISK FIX and other OS-9 Utilities

Double Sided
Extended Track
Adjustable Step Rate




Use your drives to the fullest and unleash the real power of OS-9 with:

- **DISK FIX** supports double-sided/double density, 40 tracks, & step rates of up to 6 ms. (That means over 368,000 bytes per drive!) Each drive is separately configurable allowing any drive combination.
- **DMODE** allows super easy modification of drive descriptors.
- **DIR COPY** is the most powerful of OS-9 copy utilities! Copy complete disks with one command, copy any subdirectory, automatically overwrite existing files, sort directories in alphanumeric order while copying, replace outdated files with current ones, etc., etc. . . .
- **PATCH** is a very user-friendly program for inspecting and modifying any disk file. Automatic update of the file's CRC & header, powerful Find/String search capabilities, Relative Address calculation, automatic module identification & location, and memory examine and change are just a few of the capabilities!
- **FILELOOK** displays file modules
- **COMPARE** compares a disk file to memory

\$29.95

Also check out our other quality OS-9 products

Quality First DISK SYSTEMS



We use only the best components from the entire industry. Our disk system uses top quality drives plus cable, controller & manual.

- Single drive, single sided \$425⁰⁰
- Single drive, double sided \$475⁰⁰
- Dual drives, single sided \$650⁰⁰
- Dual drives, double sided \$750⁰⁰
- Amdisk-new 3½" dual drives:
- Drives only \$475⁰⁰
- Complete system \$595⁰⁰

J&M Systems Controller Board


for more reliability through superior design & gold connectors

- with RSDOS \$155⁰⁰
- with JDOS \$135⁰⁰

(supports double-sided drives and 40 tracks)

Put a MONITOR on your CoCo with Video Plus!

with audio!



Our monochrome monitors have audio—no need to add expensive amplifiers or go without sound! Our NAP monitors are the same as the familiar Gorilla—except that by special arrangement with North American Phillips (Magnavox) ours has the audio amplifier built in!

- NAP green screen \$109⁹⁵
- NAP amber screen \$119⁹⁵
- Color with audio \$295⁰⁰

Yes! You can enjoy the crisp display of a composite video monitor using Computerware's Video Plus interface. Each is fully assembled and tested. Installation is quick, easy, and requires no soldering. Your TV output is not disabled. Audio output available for color monitors. Choose the model right for your computer and monitor.

- Video Plus** \$24⁹⁵
Interfaces the original model of Color Computer to any composite video monitor (color or monochrome).
- Video Plus II M** \$26⁹⁵
Interfaces the CoCo II with a monochrome composite video monitor.
- Video Plus II C** \$39⁹⁵
Interfaces the CoCo II with any composite video monitor (color or monochrome).

CoCo

Cookbook

- Can be used for ANY free-format filing system (not just recipes). Try it for periodicals and article synopsis, product reviews, real estate descriptions. . . !
- Store & retrieve a large number of recipes.
- Up to 270 recipes on a single disk using a special compression technique.
- Up to 3040 characters per recipe including title, ingredients, & instructions—all in easy to use "free form" format.
- Access each recipe by title, number, or with special keyword search (like all the recipes using "chicken"!)
- List on the screen or printer.
- 50 recipes included FREE!
- Requires 32K and a disk drive



32K disk \$27⁹⁵

Call or Write to:



VISA
MASTERCARD

CHECK
VISA
MASTERCARD

Mail to: COMPUTERWARE
P.O. Box 668
Encinitas, CA 92024

CARD # _____ EXP _____

DESCRIPTION	QTY	PRICE	TOTAL

Calif. TAX
ADD *3 FOR C.O.D. *SHIPPING
TOTAL

Send me your FREE catalog of CoCo products!

NAME _____
ADDRESS _____
CITY _____ STATE _____ ZIP _____
SIGNATURE _____

*SHIPPING Under \$100 — add \$2 surface, \$5 air/Canada
Over \$100 — add 2% surface, 5% air/surface Canada

Checks are held for clearance.
Calif. Residents add 6% sales tax

means Quality



STAR TRADER

STAR TRADER is a graphics adventure & simulation you can play again & again! You assume the role of a merchant ship captain in the far future. You travel between solar systems in **REAL TIME**, trading cargo, encountering pirate ships, stopping at starports for news or fuel or repairs, & making money. Your goal is to collect 1,000 credits so you can retire in luxury from the fast-paced, even dangerous world of solar merchants. Your graphics cockpit shows gauges & read-outs of your location, current damage status, credit balance, cargo destination & due date, the location of nearby starships, fuel & laser power levels, & the current date. While traveling you **JUMP** through hyperspace; **THRUST** within the solar system; use **CARGO** for picking up, delivering, illegally selling or dumping cargo; go to **STARPORT** where you buy fuel & repairs; **BATTLE** with nearby starships; or pick up unrefined fuel at **GAS GIANTS**. As you travel & battle your reputation will effect your future activities too! With different skill levels & many variable factors, **STAR TRADER** offers the excitement & challenge of a new game every time you play! (Requires 32K on cassette or 64K on disk with one joystick or mouse & Extended Basic.)
Cassette \$24.95 Disk \$27.95

COLOR BASIC COMPILER

Now with Strings!!!

If you have ever written a BASIC program only to find that it runs too slow to provide any action & haven't had the courage to learn assembler, then The Color Compiler is the answer. It lets you write your program in easy Basic and then converts it into fast machine language. After you run your compiled program, you may find it necessary to add some delays because the Color Compiler will make your program run an average of 40 times faster!

The Color Compiler features a total of 55 commands and functions. Most of these are a subset of Extended Color Basic. The Color Compiler is limited to integer variables. All floating point can be done in a Basic program which calls the compiled program. Passing information from Basic to compiled programs is very easy. **And Strings are fully supported!** The Color Compiler generates position independent code so that you may put the compiled program anywhere in memory, including into a ROM-pack. It requires 32K and a disk drive, leaving 16K of user work space. (Room for a program with up to 200 lines and 100 line references.)
\$39.95

Functions Supported

ABS	INKEY\$	JOYSTK	PEEK	PEEK#
PPOINT	RND	SGN	SQR	TIMER
+	-	*	/	=
=	=	AND	OR	NOT
ASC	LEN	VAL	CHR\$	MID\$
STR\$				

Instructions Supported

CIRCLE	CLS	COLOR	DATA
DIM	END	EXEC	FOR-STEP-NEXT
GET	GOSUB	GOTO	IF-THEN-ELSE
LET	LINE	MOTOR	ON n GOTO or GOSUB
PAINT	PCLS	PCOPY	PMODE
POKE	POKE#	PRESET	PRINT
PSET	PUT	READ	PRINT@
REM	RESTORE	RETURN	SCREEN
SOUND			



FOXY GRAF

FOXY GRAF is a complete graphics development package for the assembly language programmer. The very comprehensive manual covers the history of graphics, how the Color Computer graphics work, details Radio Shack & Motorola wouldn't tell, & is written in an enjoyable style. You can program with any mode in any color combination. It is totally relocatable & includes some very useful subroutines you can call from standard Basic. If you are serious about learning graphics programming, Foxy Graf is both a tutorial & a tool! (Requires 16K)
Cassette \$29.95 Disk \$34.95

The same **Junior** you've seen in the **Kong** arcade series! This young but tireless little ape must overcome four screens of obstacles to rescue his father, The King, from mean old Luigi. He will traverse the jungle & swamp, climb vines, avoid vine gators, dodge Zuzu birds, open locks, & finally conquer Luigi's hideout before he finally frees his big daddy. (Requires 32K & a joystick)
Cassette \$27.95 Disk \$31.95



MIDDLE KINGDOM

In this real time graphics adventure set in Medieval times, your goal is to become ruler of the Middle Kingdom, which can be achieved only by returning the three Magic Rings to the Sanctuary. You must search the rooms of the Catacombs, Temple & Pyramid. Be warned! Trolls, monsters, & dangers lurk in these rooms! (Requires 32K)
Cassette \$24.95 Disk \$27.95



MR. DIG

Cherry pickin', tunnel diggin', bad-guy chasin', fast moving fun—**DO** it all with **MR. DIG**!! Help this little wizard harvest his cherry crop by guiding him through the orchard and away from the bad hunters. If they get too close, squish them with a falling apple or bounce your magic orb their way. If you capture the extra treats you get extra points - and extra chompers that chase Mr. Dig! When all the **DIGGIN's** been **DUG**, go on to a new screen full of challenges! All the fun is in detailed hi-res color graphics & accompanied by music. Everyone who plays Mr. Dig falls in love with this cute little fella - and his game! (Requires 32K & a joystick)
Cassette \$27.95 Disk \$30.95

H.S. & Co. presents

Personal Accounts Manager

formerly Home
Accountant

for use on Tandy Color Computer*
and TDP-100.* *TM of Tandy Corp.

Balances checkbook, reconciles bank statement, and updates budgetary categories in minutes.

Easy check entry and check modification.

Enter cleared check numbers from bank statement and the system is updated from that list.

80 standard budget categories and 20 multiple categories are easily set up and updated at your command.

Summary sheets are printed for checkbook entries, bank statements, individual categories and category recap.

For use on 32K Extended BASIC system with 1 or 2 disk drives. Printer recommended.

HOME ACCOUNTANT software (disk) & manual \$65.00
Manual Only \$7.00 (refundable with purchase)

Add \$2.00 for shipping.
CO residents add 5.75% tax.
Check or M.O. — Allow 2 wks.
for personal checks.


HS & Co.
111 E. Drake, Suite 7001
Ft. Collins, CO 80525
303-493-2359

Circle No. 35 on Reader Service Card

PROGRAMS INTELLECT Educational Software

PROGRAMS
INTELLECT

P.O. Box 4282
Westboro, MA 01581



[617] 366-6544

**THE Color
Computer**
MAGAZINE

Editorial

Editor-in-Chief KERRY LEICHTMAN

Editor DEBRA MARSHALL

Managing Editor LYNN ROGNSVOOG

Technical Editor JAMIE TIETJEN

Review Editor TOM JUERGENS

Assistant Editor ANN HAWKS

Contributing Editors WILLIAM BARDEN JR.

JAKE COMMANDER

DENNIS KITSZ

STEVE BJORK

Information Editor TERRY KEPNER

Education Editors DR. PAUL KIMMELMAN

DAVID MACALI, REVIEWS

Communications Editor WAYNE DAY

Technical Consultants PAUL DETVILIER

STEVE ODNEAL

Operations Manager BONNIE HELLEVIG

Office Manager KRISTI KING

Art & Production

Art Director SUSAN CRAMER

Ass't Art Director J.L. PATTERSON

Art Editor ROD MCCORMICK

Contrib. Photographer CHARLEY FREIBERG

Advertising Sales

Director of Advertising DAVID EZEQUELE

Advertising Coordinator HOLLY COOPERSTEIN

Account Managers ROBERT ETTENSON

MICHAEL FEDERLE

Circulation

Subscription Director CHET KLIMUSZKO

New Business Manager ERIC A. BERNHARD

Renewal & Billing Manager SHANE BOEL

Telemarketing Manager AL ARVONIA

Consumer Computers & Electronics

Magazine Division

President LARRY SPORN

V.P., Publishing Director J. SCOTT BRIGGS

V.P., Circulation CAROLE MANDEL

V.P., General Manager EILEEN G. MARKOWITZ

V.P., Licensing and Special

Projects JERRY SCHNEIDER

V.P., Creative HERBERT STERN

Creative Director PETER J. BLANK

Editorial Director JONATHAN D. LAZARUS

Marketing Manager RONNI SONNENBERG

Ziff-Davis Publishing

President, RICHARD P. FRIESE; **President, Consumer Magazine Division**, ALBERT S. TRAINA; **Executive Vice President, Marketing and Circulation**, PAUL H. CHOOK; **Senior Vice President**, SIDNEY HOLTZ; **Senior Vice President**, EDWARD D. MUHLFELD; **Senior Vice President**, PHILIP SINE; **Vice President**, BAIRD DAVIS; **Vice President**, GEORGE MORRISSEY; **Vice President**, RORY PARIS; **Vice President**, WILLIAM L. PHILLIPS; **Treasurer**, SELWYN TAUBMAN; **Secretary**, BERTRAM A. ABRAMS


The Color Computer Magazine (ISSN 0736-9492) is published monthly for \$17.97 one year, \$31.97 for two years, \$43.97 for three years. Additional postage \$8.00 outside of continental U.S. Ziff-Davis Publishing Company, One Park Avenue, New York, NY 10016. Second class postage paid at New York, NY and additional mailing offices. POSTMASTER: Send address changes to The Color Computer Magazine, P.O. Box 2599, Boulder, CO 80322.

Editorial and Advertising Offices: The Color Computer Magazine, Highland Mill, Camden, Maine 04843 (207) 236-9621, and One Park Avenue, New York, NY 10016 (212) 725-3500. Business offices: Ziff-Davis Publishing Company, One Park Avenue, New York, NY 10016.

Permissions: Material in this publication may not be reproduced in any form without permission. Requests should be directed to Elizabeth Amado, Ziff-Davis Publishing Company, One Park Avenue, New York, NY 10016.

The Color Computer Magazine is an independent publication, not affiliated in any way with Tandy Corporation. TRS-80 and Color Computer are registered trademarks of the Radio Shack division of Tandy Corporation. Entire contents Copyright © 1984 Ziff-Davis Publishing Company. All rights reserved; reproduction in whole or in part without permission is prohibited.

U.S.A. newsstand distribution by Curtis Circulation Company.



triad pictures

INSTANT ANIMATION

THE ANIMATOR from Triad Pictures lets you create your own FULLY ANIMATED CARTOONS!

EASY TO USE!

You don't have to be a programmer to get spectacular results from your computer! THE ANIMATOR puts YOU in command of a Hollywood style animation studio, including Video Lab, Cel Animation Studio, Camera Dept., Background Studio, Sound Effects Dept., and Screening Room. THE ANIMATOR comes with an extensive manual and 3 cassettes: sample cartoons, a library of ready-to-use cels & backgrounds, and THE ANIMATOR itself. Do a simple motion study,

* * * * *

also from TRIAD PICTURES . . .

EDUCATION

SUPERFLASH! 16 & 32K/EXT. CASS. \$14
computerized super "flashcards" - up to 300 items

NUMBER POWER 16K/EXT. CASS. \$14
break the "count-on-the-fingers" habit - addition & subtraction

SPELLING LIST 16K/EXT. CASS. \$12
use your child's list from school, or word packages from Triad

DIGIDOTS 16K/EXT. CASS. \$14
colorful dots & numbers teach addition and subtraction together

ACCESSORY SOFTWARE FOR SPELLING LIST & SUPERFLASH.

\$10 for one. \$5 for each additional cassette with same order
PRE-PROGRAMMED WORD PACKAGES
grades 1 to 4 (specify grade).
1000 COMMONLY MISSPELLED WORDS
SUPERFLASH TIMES TABLES
SUPERFLASH ADDITION/SUBTRACTION
SUPERFLASH DIVISION TABLES
FRACTIONS = DECIMALS = PERCENT

ENTERTAINMENT

SPLAATT! 32K/EXT. CASS. \$22
intense hi-res action & strategy - combat tanks that shoot paint

JEEPERS REAPERS 16K/EXT. CASS. \$16
a wild ride on a revved-up "harvester" - one of our best games

TIME WARP 16K/EXT. CASS. \$14
fast hi-res space action - stunning graphics - five dimensions

make your characters walk & dance, or even create your own Hollywood classic. Full cel animation (as used by Disney) for smooth, professional-looking results!

- * Up to a minute-and-a-half of animation!
- * 32 cels at your fingertips!
- * 12 "Help" screens!
- * Over 600 frames of "film"!

32K/EXT. 3-CASS. PKG. \$35

TRACER 16K/EXT. CASS. \$12
"scribble" your way to victory - colorful hi-res graphics

ETCH•A•DOT 16K/EXT. CASS. \$14
easy electronic "fingerpainting"! - save your pictures on tape

Alphabet Stew

YOUNGSTERS from 1 to 81 will LOVE this 'STEW' of colorful animated sights and catchy tunes! Even kids as young as 18 months squeal with delight when the computer responds to THEIR touch! Helps build KEYBOARD FAMILIARITY. Everyone is intrigued by the responses they get from all 43 keys. Get different pictures, geometric shapes, colors and melodies from the same key! SEE and HEAR a VOLCANO ERUPT, or a SPACESHIP soar! Witness an ACCIDENT, a FLOWER BLOOM and FIREWORKS fill the sky! Musical notes rise and fall on the screen as you press the number keys. Even play tunes with them. Kids of all ages will use it for hours!

32K/EXT. CASS. \$22

order form

_____	\$ _____
_____	\$ _____
_____	\$ _____
_____	\$ _____
_____	\$ _____
_____	\$ _____
_____	\$ _____
_____	\$ _____
ADD \$2 SHIPPING AND HANDLING	\$ _____
(3 or more — we pay s/h)	
TOTAL	\$ _____

NAME & ADDRESS:

zip _____

mail to:
TRIAD PICTURES CORP.
P.O. BOX 1299
SEQUIM, WA 98382

write for a free catalog

Elite·Calc™

ELITE·CALC is a powerful, full featured worksheet calculator designed especially for the Color Computer. Answer "what if" questions, prepare reports, maintain records and perform other tasks that, until now, required sophisticated business computers. ELITE·CALC is a serious tool for those who want to do more than play games.

MAJOR features include:

Ease of use • Individual cell formulas • Copy Blocks of cells • Full cell-edit capability • Easy 132 column page width • Changeable Baud rates • Graph format for bar charts • Sort (ascending or descending) • Sample worksheets included.

Single character commands • Help displays • 255 maximum rows • 255 maximum columns • Available memory always displayed • Insert, Delete, Move entire rows or columns • Replicate one cell to fill a row or column with selectable formula adjustment • All machine language for speed • Extended BASIC required for ROM routine calls • Automatic memory size detection for 16K, 32K, or 64K • >20K bytes storage available in 32K systems • Math operators: +, -, x, /, ↑, ↓, (,) • Relation operators: =, >, <, <=, >=, <> • Logic Operations: AND, OR, NOT • Conditional Formula: IF, THEN, ELSE • Trig Functions: SIN, COS, TAN, ATN • Log Functions: LOG, EXP, SQR • Misc. Functions: INT, FX, ABS, SGN, RND • Range Functions: SUM, AVERAGE, COUNT, MIN, MAX, LOOKUP • Definable constant table • User definable printer set-up commands • Individual column width setting • Left and Right cell contents justification • Full page formatting • Output ASCII file for word processor input capability • Memory resident code ... no repeated disk calls.

Specify: **Disk or Tape**

— Shipping from stock NOW

— Dealer Inquiries Invited.

Add \$2 Postage & Handling

PA residents add 6% sales tax

* COLOR COMPUTER DATA BASE MANAGER *

THE BEST FOR ONLY

\$59⁹⁵

Elite·Word™

Also Available On OS-9

THE SECOND GENERATION WORD PROCESSOR IS HERE! ELITE·WORD has many features not found in other word processors for the Color Computer. ELITE·WORD is an all machine language, high performance, Full Screen Editor which offers an ease-of-use that is simply incredible. ELITE·WORD also offers a printed output flexibility that can handle your sophisticated home and business applications.

MAJOR features include:

Very easy to use • HELP display/Command prompts • Excellent for BOTH program editing and word processing • TWO text entry modes; Insert or Exchange • Auto Key-Repeat • Smooth display scroll for easier proof reading • True Upper/Lower case display with lower case descenders • Hi-Res text "View" mode displays text as it will be printed • Variable Text (Mail Merge) capability included free.

32K RAM, Extended Basic required for ROM routine calls • Variable TAB stops • User definable Headers and Footers • Page Forward or Backward through text • Automatic text centering • Word-Wrap • True Block text Move, Delete, or Copy • Delete entire screen line • Back space and Delete • Delete character at cursor • Find or Replace a string • Two Hi-Res screen displays; 32 x 19 for text entry/editing, 64 x 19 for formatted text viewing • Over 22K file size in 64K machines • Easy generation of ASCII files • All I/O errors trapped and recoverable • Print Format features allow user to specify Line spacing, Top and Bottom Margin, Right-Side text Justification, Page Pause, Page Numbering, and much more ...

OS-9 is a trademark of Microware and Motorola.

THE BEST FOR ONLY

Specify

Tape	\$59.95
RS Disk	\$59.95
OS-9 Disk	\$79.95
OS-9 & RS Disk	\$109.95

— Shipping from stock NOW

— Dealer Inquiries Invited.

Add \$2 Postage & Handling

PA residents add 6% sales tax

Elite·File™

THIS IS IT! ELITE·FILE is the Data Base Manager that Color Computer users have been waiting for. ELITE·FILE is for everyone who needs to store and retrieve information. ELITE·FILE is a full-featured relational Data Base Manager with all the editing and report formatting features that are typically found on much larger computer systems. Compare record structure flexibility, total record capacity, information processing ability, speed of program response, printed output flexibility, and you'll agree that ELITE·FILE may very well be the most powerful/useful program ever written for the Color Computer.

MAJOR features include:

All machine language for speed • Flexible, user defined, data record structures • Up to 255 characters per record field • Up to 255 fields per record • Up to 2000 characters per record • Up to 4000 records per file • Up to 16 files can be open at the same time for information processing • Edit, Scan, Sort, Select Record Information; all done FAST • Output reports to Screen, Printer, or ASCII Disk file • Place output data by Field Name, with Custom Text anywhere on the printed page • Perform math operations (+, -, *, /) between Field contents • Produce tabulated reports from multiple record contents • Generate column totals across record field contents.

- Disk Only
- Shipping NOW
- Add \$2.50 Shipping
- PA residents add 6% sales tax
- Dealer inquiries invited

THE BEST FOR ONLY

\$74⁵⁰

"I was more than satisfied with Elite·Word ... After the review, I would not hesitate to compare it with the two best selling word processors. And my comparison places it at the top of the list."

—A. Buddy Hogan, RAINBOW

"Elite·Calc is a great spreadsheet program! This professional quality program has the performance required for serious home applications as well as small businesses."

—Stuart Hawkinson, RAINBOW

"Truly one of the best programs I have seen."

—John Steiner, MICRO

"Elite·Calc is an extremely powerful worksheet ..."

—Jack Lane, COLOR MICRO JOURNAL

"Bruce Cook's Elite·Calc is a very fine program indeed; potentially one of the great Color Computer Programs." "... a very impressive product."

—Scott L. Norman, HOT COCO

Elite Software

Productive Programs for Serious Users

• Shipping from stock NOW •

Add \$2.00 Shipping (\$2.50 for Elite·File)

PA Residents add 6% Sales Tax

Dealer Inquiries Invited



Box 11224 • Pittsburgh, PA 15238 • (412) 795-8492

"File It" Flaws

Keith Baker's "File It" (January, 1984) has two major flaws.

The first occurs when you save files. If you have a blank file anywhere before the last file you will lose all files from the blank file on. The following change will cure this:

```
534 FOR X = 1 TO REC :  
IF X = (REC + 1) THEN 540
```

If you use the Print File command without having a printer, the program will lock up. This can be solved by the following change:

```
592 CLS: PRINT@ 160 "PRINTER  
NOT ON LINE.....": FOR YT =  
1 TO 1000:NEXT YT: GOTO  
85
```

Robert L. Carr
Centertown, MO

Real-Time Monitor

Many thanks for a fine publication. When your issue arrives each month, I rush to try out the easy programs. They are quick and most of the time very interesting.

I am a senior citizen and a novice at this computer business. Usually, I'll type in a lot of errors and then I have to go through the program to ferret them out. My satisfaction is in being able to find and correct them.

I typed in "Real-Time Monitor" (INKEYS, February, 1984) by Denis Santerre. It showed an error in Line 50 when I tried to run it.

One change solved the problem. Replace the semicolon in Line 50 after A\$ with a colon and voilà: the screen jumps!

Edwin A. Koupal
Sacramento, CA

No Case for Robin Hood

As a Color Computer owner as well as a supplier of Color Computer software, I would like to respond to the INKEYS letter headlined "Piracy Skepticism" by R. Hunter (December, 1983).

We read about how rich software houses are — articles on the software vendors mention sales as high as \$40 million dollars a year. Because these software houses do well, Mr. Hunter assumes all software houses are rich. Unfortunately, software houses that provide software for cheap computers are poorer than those that work with expensive computers.

Although many buy the Color Computer because it is powerful, most buy the Color Computer because it is cheap. As a result, the typical Color Computer owner's attitude is different from that of the owner of an IBM PC or other expensive machine.

The owners of a \$3000 computer appreciate quality — they can afford it, they want it, and they don't mind paying for it. They don't expect cheap, or free, software.

Let me answer a few specific comments from Mr. Hunter's letter.

(1) I fail to see why the amount of money involved in a loss suffered by a software house due to piracy of a product affects whether something is right or wrong. The loss of a single \$15 sale might be unimportant to a million dollar corporation but most Color Computer software houses are small.

(2) Surveys, independent or otherwise, don't always reveal the whole story. Trying to get users to tell the truth about whether they have ever given away or received pirated software is going to get you the same answer as asking whether they have ever given or received herpes.

(3) "If software was in the \$10 — \$12 range, I doubt if piracy would ever be heard of." Low price just makes people feel less guilty. I suspect there is less piracy of expensive programs than of cheap ones. Suppose a friend asks for a copy of your \$10 program — you will give it to him gladly. But when he asks for a copy of a program which cost you \$200, you will hesitate.

(4) "Tell me someone isn't getting fat when the going rate for a good game is \$25!! For the love of Mike — I can buy half an hour of the best 100-man symphony orchestra in the world for \$10!" Statements like this convince pirates that theft is a virtue: the old Robin Hood syndrome. I suspect that in many cases software piracy is a case of the rich robbing the poor! I would like to see proof that the average software author or vendor is getting fat.

The comparison of a good game with an orchestra doesn't hold water: when you buy a program, a royalty is paid to its author. Not true with a record; most of the record's royalty goes to performers. And the performers in an orchestra don't depend on record sales for their livelihood; most writers of computer software are totally dependent on individual sales.

You should also remember that the market for a record is much larger than that for a computer program. A record may sell for years; a game may be out of fashion in a few months. Even word processors or business systems only have a lifespan as long as the computer they work on.

Finally, you get more with a program, and that costs more; an instruction manual, technical support from the company, trained salesmen and a perfect copy of the program — a single lost bit entitles you to another copy. How often do you get a phono record that doesn't have a single click or pop?


It all boils down to the economies of scale. When you sell millions of copies of a record, and get additional revenue from radio performances and concerts, you can afford to make peanuts on each. But when your sales number in the hundreds or low thousands, you must make more on each copy to survive.

Peter A. Stark
President
Star-Kits Software
Systems Corp.
Mt. Kisco, NY

MORETON BAY SOFTWARE

DOUBLE DRIVER

The BEST monitor driver available, unlike some monitor drivers the Double Driver provides TRUE monochrome and color composite output. Audio Output. Solderless installation. \$24.95




RESET YOUR COMPUTER

A REAL Improvement

Move the power switch and reset where they belong. An LED power on light too! High quality parts. Totally solderless kit.


CoCo I \$24.95
CoCo II \$27.95



64K UPGRADES

Instantly access 64K via M/L Totally solderless kit to upgrade E Boards. Kit includes eight 4164 prime chips and chips U29 and U11 already soldered. E Board Kit \$69.95

Color Computer II kit requires soldering. \$64.95



GRAPHICOM

The Ultimate Graphic Utility

You must see this program to believe it! Create pictures and text on the same screen. Now you can create pictures as good as any graphic you have seen on the color computer. Write graphic adventures or educational programs. Requires 64K EXB, Disk Drive and Joy Sticks \$29.95

MORETON BAY SOFTWARE

A Division of Moreton Bay Laboratory



316 CASTILLO STREET
SANTA BARBARA,
CALIFORNIA 93101
(805) 962-3127



Ordering information

Add \$2.00 shipping and handling per order. We ship within 24 hours on receipt of order. Blue Label Service available. California residents add 6% sales tax.

INKEYS

DBM and Printer

"Your Basic DBM" by Paul Detwiler (March, 1983) is an excellent DBM for home use and is further enhanced by Charles Jefferson's upgrade in "Modified Basic DBM" (March, 1984).

I thought I'd pass on to your readers a short routine I've written which allows output to a printer. My system is composed of a cassette-based 32K Color Computer with a Radio Shack DMP-100 printer.

The changes and additional lines which follow are based on the RENUM 1,1,1 renumbering routine as suggested in the aforementioned Jefferson article. Changes:

Line 37 — I had no need for the "Load Another File" routine so changed this to "Output to Printer."

Line 40 — Delete

Line 41 — Add 247 at end of line.

Print Routine:

```
247 INPUT "DATE";AA,BB,CC
248 CLS PRINT@102, "TURN
ON PRINTER" FOR R = 1 TO
1000 NEXT R CLS
249 PRINT#-2,TAB(25)N$
250 CLS: INPUT"MSC.
DATA";M$
251 PRINT#-2:
PRINT#-2,TAB(21)M$
252 PRINT#-2:
PRINT#-2,TAB(21)"DATE-";
AA"/"BB"/"CC
253 PRINT#-2:
PRINT#-2,STRING$(80,"-")
254 PRINT#-2
255 P = INT(16/(N + 2))
256 FOR X = 1 TO Q-1
STEP P
257 FOR Z = X TO X +
(P-1)
258 IF Z >= Q THEN 266
259 PRINT#-2,"RECORD #"
```

Ed Wilson
Augusta, ME

Whodunit?

The February, 1984 issue of **The Color Computer Magazine** listing of the Whodunit program seems to be clipped short in Lines 850 – 880 and Lines 880 – 920. Page 106 has an ad that apparently extended into the program.

Keith A. Scott
Byron, WY

The column on the right side on page 106 had the top half and bottom half reversed.

— Eds.

Morse-Code Cx

In your March, 1984 issue you printed a program called "Morse Code Generator" for Color Basic. In this program I discovered an error: Line 60 contains the Extended Basic command LINEINPUT.

To fix the error retype the line using INPUT in its place.

John Schroettner
Center Valley, PA

Some Good Guys

Just a line to tell you how much I enjoy Commander, Tietjen, Barden, Kepner, and Dr. Kimmelman. Ramella, my grandkids love ya!

Now, down to other business. I wish to commend the following advertisers:

Spectrum for quality items, excellent service, and the most descriptive intelligent advertising and brochures I have ever seen.

Prickly Pear for excellent programs; customer satisfaction must be the law they operate by. They certainly respect their customers and go to any length to assure the customer's satisfaction.

Parallel Systems for the fastest, most prompt service I have experienced in 35+ years of mail-order use. They are polite, courteous, and respond immediately to any customer problems.

Joseph R. Feagans
Tallula, IL

Don't Forget Leap Years

I appreciated very much Norman Garrett's date subroutine in the article "How To Remember Not To Forget" (January, 1984). I have been struggling with a schedule planning program and found that this subroutine fits into my program very nicely — except for one limitation. It works fine for all dates except those falling after February 28 in a leap year, for which it is off by one day.

I offer the following modifications which allow the program to test for a leap year and then make adjustments accordingly. Since the subroutine can be entered at more than one place, the leap year test must be made in two places: Lines 50060 and 50297. The other changes allow the program to run as originally printed in non-leap years, but adjust for the extra day after February 28 in a leap year.

Your printed version was obviously a cut-down version since there were two UL errors included. These have been corrected in my modifications. I include only those lines which are added or require changes.

Tom Hopkins
Charlotte, NC

```
50060 XD = VAL(XY$): XQ
= XD/4: IF (XQ-INT(XQ)) =
0 THEN Z = 1 ELSE Z = 0
50063 XD = XD*1000
50090 GOSUB 52045
50135 NG = (INT(XD/1000)*
1000): IF XD-NG<365 THEN
GOSUB 50860
50297 XQ = NG/4: IF
(XQ-INT(XQ)) = 0 THEN Z =
1 ELSE Z = 0
50310 IF W3 < (60 + Z) THEN
50390
50315 IF W3 < (91 + Z) THEN
50405
50320 IF W3 < (121 + Z)
THEN 50420
50325 IF W3 < (152 + Z)
THEN 50435
50330 IF W3 < (182 + Z)
THEN 50450
50335 IF W3 < (213 + Z)
THEN 50465
50340 IF W3 < (244 + Z)
THEN 50480
50345 IF W3 < (274 + Z)
THEN 50495
```

```
50350 IF W3 < (305 + Z)
THEN 50510
50355 IF W3 < (335 + Z)
THEN 50525
50365 W5$ = STR$(W3-(334
+ Z))
50410 W5$ = STR$(W3-(59
+ Z))
50425 W5$ = STR$(W3-(90
+ Z))
50440 W5$ = STR$(W3-(120
+ Z))
50455 W5$ = STR$(W3-(151
+ Z))
50470 W5$ = STR$(W3-(181
+ Z))
50485 W5$ = STR$(W3-(212
+ Z))
50500 W5$ = STR$(W3-(243
+ Z))
50515 W5$ = STR$(W3-(273
+ Z))
50530 W5$ = STR$(W3-(304
+ Z))
52065 IF W1 = 3 THEN W1
= (59 + Z)
52070 IF W1 = 4 THEN W1
= (90 + Z)
52075 IF W1 = 5 THEN W1
= (120 + Z)
52080 IF W1 = 6 THEN W1
= (151 + Z)
52085 IF W1 = 7 THEN W1
= (181 + Z)
52090 IF W1 = 8 THEN W1
= (212 + Z)
52095 IF W1 = 9 THEN W1
= (243 + Z)
52100 IF W1 = 10 THEN W1
= (273+ Z)
52105 IF W1 = 11 THEN W1
= (304 + Z)
52110 IF W1 = 12 THEN W1
= (334 + Z)
```

The Overlying Problem

I enjoy your publication very much. I bought a Color Computer when they first came out. What started out as an expensive toy has turned into a very useful tool. I use it for everything from playing homemade games to keeping stats at the office. I even wrote one program that turned a monthly nightmare called the operation report into a simple half-hour jaunt through the keyboard.

I am hoping that some manufacturers of soft- and hardware read this column to get a feel for consumer needs. Like many Color Computer owners, I have programs that came with

PRODUCTS FOR THE TRS-80 COLOR COMPUTER®

EDITTRON®

Full-Screen BASIC Program Editor WILL SAVE YOU TIME!

Let EDITTRON cut your programming time in half! You will appreciate the absolute ease at which this Full-Screen Editor allows you to INPUT, EDIT, and DEBUG your BASIC programs.

EDITTRON performs these functions:

CURSOR-CONTROL	SCREEN-EDITING
★ Directional Movement	★ Change Characters
★ Screen Scrolling	★ Extend a Line
★ Home the Cursor	★ Kill a Line
★ Limit the Cursor	★ Insert Characters
★ Down Page	★ Delete Characters
★ Up Page	★ Move a Line
★ Search a Line	★ Split a Line
★ Call a Line	★ Copy a Line
★ Find a String	★ Merge Two Lines
★ Repeat Find	★ Auto-Numbering

Other Features Include: Auto-Repeating keys, Key Tone, user-friendly Prompts and Error Messages, and comprehensive, easy-to-read Documentation.

EDITTRON is a 3K, fully position-independent Machine Language program that requires a minimum 16K of RAM, and Extended Color BASIC.

CASSETTE..... \$ 30 DISKETTE..... \$ 35

MACHINE LANGUAGE UTILITIES

FUNCTION—Gives you 10 user-definable Function keys, each can be up to 100 characters in length. (16K)

COMPRESS—Removes unnecessary spaces and unwanted remarks from your BASIC programs. (16K)

AUTO-NUM—Automatically generates sequential line numbers for easier BASIC program entry. (4K)

ROM-BOOT—Gives access to your full 64K of RAM, allowing you to use the upper 32K of memory. (64K)

HI-BASIC—Runs your program from the upper 32K of RAM, freeing-up the lower 32K for data, graphics, etc. (64K)

DISK—One for \$15, Two or more for \$10 each.

CASS.—One for \$12, Two or more for \$8 each.

HARDWARE PRODUCTS

ROMs

BASIC ROM 1.1 \$45⁰⁰
BASIC ROM 1.2 \$35⁰⁰
E.C.B. ROM 1.1 \$60⁰⁰
D.E.C.B. ROM 1.1 \$35⁰⁰

RAMs

4164—64K RAM \$6⁰⁰
Set of Eight \$50⁰⁰
4116—16K RAM \$1⁰⁰
Set of Eight \$8⁰⁰

I.C.s

6809E-1 MHz MPU \$25⁰⁰
68B09E-2 MHz MPU \$30⁰⁰
6821—1 MHz PIA \$8⁰⁰
68B21—2 MHz PIA \$10⁰⁰
6883—SAM \$25⁰⁰
6847—VDG \$20⁰⁰
1 MHz Set of Four \$65⁰⁰
2 MHz Set of Four \$70⁰⁰
6822—H.D. PIA \$15⁰⁰
74LS02—NOR Gate \$1⁰⁰
74LS138—Decoder \$2⁰⁰

SERIAL SWITCHERS

These bi-directional switchers allow you to expand your serial port to two or three peripherals or to connect one peripheral to two or three computers. They are a compact 2 x 3 x 1/2 inches and are available with a mounted pilot light.

2 Ports \$25⁰⁰
3 Ports \$30⁰⁰
Add \$5⁰⁰ for Pilot Light

MISC

VT-8302 Pilot Light Kit \$7⁰⁰
VT-8401 Cooling Fan Kit \$25⁰⁰
6' TV Cable w/RFI Filter \$15⁰⁰
Clip-on Heatsink, 40-Pin \$1⁰⁰
RAM Button, 16/32/64K \$3⁰⁰
IC Extractor, 16/24-Pin \$3⁰⁰
Cable DIN, M/F, 4/5/6-Pin \$1⁰⁰
Chassis DIN, F, 4/5/6-Pin \$2⁰⁰

TERMS: Cashier's checks and money orders for immediate delivery • Personal checks allow 2 weeks • Orders over \$100 save 10% • California residents add 6% • Orders under \$25 add \$2 shipping • C.O.D. add \$4




4418 E. Chapman Ave., Suite 284
Orange, CA 92669
(714) 639-4070

VIDTRON

★ FREE ★
CATALOG


Circle No. 200 on Reader Service Card

TRS - 80 COMPUTER DISCOUNTS




COLOR COMPUTERS

26-3026 16k color II	139.95
26-3027 16k ext color II	169.95
26-3127 64k color comp II	210.00
26-3029 1st disk drive	299.95
26-3023 2nd disk drive	229.95



PRINTERS

26-1271 DMP-110	299.95
26-1254 DMP-200	510.00
26-1255 DMP-120	395.00
26-1257 DWP-210	629.95



MODEL 4 and 100's

26-1067 mod 4 16k	699.95
26-1068 mod 4 1 dr.	1000.00
26-1069 mod 4 64K 2 dr.	1695.00
26-1080 mod 4p	1239.95
26-3801 mod 100 8k	525.00
26-3802 mod 100 24k	659.95

**WE CARRY THE COMPLETE LINE OF
TRS-80 COMPUTER PRODUCTS
AT DISCOUNT PRICES**

**CALL FOR
FREE PRICE LIST
800-257-5556**

in N.J. 609-769-0551

Woodstown Electronics

Route 40 E. Woodstown, N.J. 08098

INKEYS

keyboard overlays. And like many others, I have changed my keyboard to a full-stroke type. I bought the HJL-57.

The full-stroke keys make it so much easier to type, but now I cannot use my overlays. It's no big deal, especially if you are familiar with the keys and functions; however, some new method for labeling keys could be handy and for me would be a selling point that could persuade me to use one product rather than another.

Joey Chevere
Waukegan, IL

Consumer Complaints

We have received a bit of mail lately concerning various problems between many of our readers and Softlaw Corp. Readers' complaints referred to claims of misleading advertising, product unavailability, and unresponsive customer service on the part of Softlaw. Softlaw says it has been beset by a number of problems which resulted in the avalanche of complaints. Who's right and who's wrong? It's hard to say; with the presentation of this representative reader letter alongside Softlaw's response, it's up to you to decide.

Enclosed you will find my copy of VIP Database. I am returning it because I believe it not to be as advertised. Your ad states "the math package even performs arithmetic operations and updates other fields." Nowhere is the 64K prerequisite for the math package stated. Surely you must realize how misleading (unintentionally, I'm sure) your ad is. Due to the delay in shipment I also wish to cancel my order for VIP Calc. (Also) the Softlaw responses to my (telephoned) complaints are among the most unprofessional and insensitive I have encountered during my

17 years in the data processing business.

Martin B. Lechner III
Des Peres, MO


Dear Mr. Lechner:

After reviewing your letter it is apparent that you have a 32K machine and are unable to use the VIP Database math package. Since you no doubt ordered the product when it was not indicated that the math package requires 64K you are entitled to a refund. We would like to apologize for the inconvenience. Our clerical staff did not understand the nature of your complaint.

Regarding VIP Calc, that poor old program has needed its own spokesperson for quite a while. It started as a wonderful idea in 1982. It was estimated that at worst it would take four months to complete. In hindsight this was utterly absurd. We had trouble from the outset. Our programmer had to be pulled from the project to implement the high resolution displays on other programs. By the time that was done it was mid-May, 1983. Still, we felt that Calc could be completed by late July. The program was moving nicely. The math, the guts of the program, was being saved for last. We were assured that the math was just a matter of a week. The end of July came and quite a few things still had to be done. The schedule was revised for a September 1 completion date. Of course, by then the Calc was being advertised, since we were cocksure we could meet all commitments. August was the beginning of the work on the math package, but the routines just wouldn't get done, despite rosy predictions by our programmer. Bugs crept up at every turn.

By November 1 the package was "complete." But other problems arose. One was the thorny problem of changing from base 10 to base 2 for the computer to use, then from

Your College Future Starts Today



TYPE Node = RECORD
Next : Node;
NodeName : String(15);

TYPE Month = (Jan, Feb...

MhDys : ARRAY [Month] OF 28..31;

WITH ThisNode DO
Next := Next.Next;

READ (A,B);
WRITELN ('RESULT', 3.2E5*SIN(A));

CASE ThisMonth OF ...

The *Education Testing Service (ETS)*, famous for managing the *SATs* have based the college computer science *advanced placement (AP)* test on *Pascal*.

DEFT Pascal \$79.95

DEFT Pascal Compiler
complete Pascal language
generates machine language object

DEFT Linker
combines multiple program objects
into one binary program

DEFT Pascal Workbench \$119.95 (DEFT Pascal And DEFT Bench Together)

DEFT Bench \$49.95

DEFT Debugger
debug Pascal machine programs
symbolically

DEFT Macro/6809
supports entire 6809 instruction set
lets you define your own instructions

DEFT Edit
Full screen editor

DEFT Linker
(see DEFT Pascal)

DEFT Lib
create and maintain program object
libraries

Here's what Frank Esser of The RAINBOW Magazine says of DEFT Version 2 Software:

"I am totally impressed with the professional quality of both the programs and the documentation."

"...includes all the necessary tools for the serious programmer to produce good programs with a minimum of effort. For those who are not familiar with Pascal, I think it provides an excellent environment to learn in."

All DEFT software and programs developed with DEFT software are BASIC ROM independent and use all of the memory in your Color Computer without OS-9. All you need is DEFT software and a TRS-80 Color Computer with Extended Disk BASIC, at least 32K of RAM and One Disk Drive. All orders are shipped UPS within 24 hours of receipt. Add 3% for shipping and handling; Maryland residents add 5% for State Sales Tax; add \$2.00 for COD.

For Product Questions Call
1-301-253-1300

For Credit Card Orders Call Toll Free 24Hrs
1-800-368-3238 Operator 8
In Virginia
1-800-542-2224 Operator 8

Or Fill Out Our Order Coupon And Mail To:
DEFT Systems, Inc.
Suite 4, Damascus Centre
Damascus, MD 20872

DEFT is a Trademark of DEFT Systems, Inc.
TRS-80 is a Trademark of TANDY Corporation

Quantity of Each: DEFT Pascal DEFT Bench
 DEFT Pascal Workbench

Method of Payment (check one) Check Enclosed VISA
 Master Card COD

Account Number

Card Expiration Date /

Signature _____

Name _____

Street _____

City _____ State Zip

What Does Dugger's Growing Systems Grow?

We grow C Compilers (\$120 value)
generate fast, efficient code
longs, floats, most operators
FLEX* \$75.00
new OS-9* \$59.95
COCO DOS \$49.95

We grow Relocatable Macro Assemblers
(\$150 value)
Assembler, linker, library builder
symbols up to 32 characters
"fortran-like" common
FLEX* \$75.00
new OS-9* \$75.00
COCO DOS \$49.95

We grow Orchids
Odontoglossums
write for catalog and price list

We grow HI RES OS-9 "Windows"
52 x 24 hi-res display
new cursor control
multi-window displaying
OS-9* \$34.95

We grow Orchids
intergeneric hybrids
write for catalog and price list


We grow OS-9 Experts
Over 6 years experience with OS-9
Used in development of major project
Experts in both levels 1 and 2

Quality
quality at an affordable price
all products tested and proven

Solid Authorship Royalties
royalties up to 20% of selling price
Only quality products accepted

ORDER NOW! YOU OWE IT TO YOURSELF

All orders add \$3.00 for shipping
VISA and MC welcomed
Foreign orders add 15%
California orders add 6%

For more information write  or call:

DUGGER'S GROWING SYSTEMS

Post Office Box 305
Solana Beach, Calif. 92075
(619) 755-4373

Technical information 6 am to 8 am PDT only
Dealer inquiries welcome

*Flex—trademark of TSC, OS-9 trademark of Microware

INKEYS

Checksum Query

I really enjoy my subscription to **The Color Computer Magazine**, but debugging all those Basic programs can really be monotonous. As a solution, I suggest a program which will provide checksum values for every line of a given program. To use this debugging system after initially entering a program, run checksums and compare each value to the corresponding value in the magazine. To save magazine space and editor time, all checksum values could be listed at one place in the magazine — say at the beginning right after the PEEK section.

Steve Olson
Madison, CT

It's an idea that would save a lot of time and frustration, except for two "space" problems.

Long programs would benefit the most, but as they can easily be 200 or 300 lines long, space for them is already tight. A table of 300 line numbers and their checksums could fill a page and more, making a big listing bigger.

Many readers would find their checksums do not agree with the magazine's, even though their version appears identical to the magazine's; and it may even run without errors. This is because unneeded spaces (included in most listings for readability) are counted in the checksum. Most readers are not willing to type in a listing exactly as it appears unless they are told they have to for the program to work.

Unless someone thinks of a better solution, we will continue putting checksum routines only in programs with critical and hard to type lines, such as numerical data in Basic loaders for assembly language, and programs with many lines of string data that may cause Function Call errors in other lines.

— Eds.

base 2 back to base 10 for users to see. This caused display problems with small fractions which we found intolerable. We licked the problems, but it took another month. Then, with all the features we had planned, the program became immense. Basic won't load programs over 32K long. We had to write a special loader. Another week or so went by.

Of course, all this time people were calling in, ordering, and being told that shipment was just around the corner — the "in two weeks" syndrome. Periodically, when we discovered that these predictions were too optimistic, we sent letters imploring customers to cancel if they were the slightest bit inconvenienced. Many did, and were gladly refunded or credited. Of course, tempers wore fairly thin around here, and I think it fair to say that the Calc has made nervous wrecks of several of us.

We have been asked many times why we continued to advertise when the Calc was not completed. The honest answer is poor judgement and over-optimism about completion. Copy for advertisements is required a month or so in advance. It was easy to get caught feeling that the program would be done by then. "Early advertising" will never again occur with any of our products!

For those of you who were inconvenienced, we wish to extend our deepest and most sincere apologies. We would also like to thank the many of you who so kindly attempted, beyond all reason, to understand and sympathize with our problems. For those of you who may be tempted to advertise before the product is done and in your hands, take a bit of painfully learned advice: don't.

David P. Nelson
President
Softlaw

Eds. note — See additional comments in this month's End of File.

THE COLORSOFT™ BUSINESS SYSTEM

INTEGRATED BUSINESS SOFTWARE DESIGNED FOR THE COLOR COMPUTER
WRITTEN FOR USE BY THE NON-ACCOUNTING ORIENTED BUSINESSMAN
CONCISE USERS MANUAL WITH SAMPLE TRANSACTIONS TUTORIAL
PROFESSIONALLY WRITTEN AND FULLY TESTED
HIGHLY USER FRIENDLY AND MENU DRIVEN
AFTER THE SALE SUPPORT

SMALL BUSINESS ACCOUNTING (Version 2.0) This sales-based accounting package is designed for the non-accounting oriented businessman. It also contains the flexibility for the accounting oriented user to set up a double entry journal with an almost unlimited chart of accounts. This package includes Sales Entry, transaction driven Accounts Receivable and Accounts Payable, Journal Entry, Payroll Disbursement, and Record Maintenance programs. Screen and hardcopy system outputs include Balance Sheet, Income Statement, Customer and Vendor Status Reports, Accounts Receivable and Payable Aging Reports, Check Register, Sales Reports, Account Status Lists, and a Journal Posting List. The number of accounts is limited only by the number of disk drives. \$89.95

ACCOUNTS RECEIVABLE (Version 2.0) This package is designed to meet the requirements of most small business users. The system includes detailed audit trails and history reports for each customer, prepares invoices and monthly statements, mailing labels, aging lists, and an alphabetized customer listing. The user can define net terms for commercial accounts or finance charges for revolving accounts. This package functions as a standalone A/R system or integrates with the Small Business Accounting package to build a complete accounting/receivables system. \$59.95

PAYROLL (Version 2.0) This integratable package is designed for maintaining personnel and payroll data for up to 200 hourly and salaried employees with 8 deductions each. This system calculates payroll and tax amounts, prints checks and maintains year-to-date totals. These amounts can be automatically transferred to the SBA package for financial reporting. It computes each pay period's totals for straight time, overtime, and bonus pay and determines taxes to be withheld. Additional outputs include mailing list, listing of employees, year-to-date federal and/or state tax listing, and a listing of current misc. deductions. This system is suited for use in all states except Oklahoma and Delaware. \$69.95

All programs require a minimum of 32K and 1 disk drive but will take advantage of 64K and multiple drives. Each package features a hi-res 51 x 24 black on green screen. 16K versions available without hi-res screen. Specify 16K or 32K versions when ordering. Future integrated packages will include: Inventory Control, Sales Analysis, Accounts Payable.

INCLUDE \$5.00 Shipping/Handling Per Order

Write for Free Catalog

BRANTEX, INC.

COLOR SOFTWARE SERVICES DIV.

BUSINESS SOFTWARE GROUP
P.O. BOX 1708
GREENVILLE, TEXAS 75401



TELEPHONE ORDERS
(214) 454-3674
COD/VISA/MASTERCARD

ATTENTION DEALERS: WE OFFER THE BEST DEALER PLANS AVAILABLE

Good News for CoCo Users

Computerware is a federally registered trademark of Computerware

Box 668 • Encinitas, CA 92024 • (619) 436-3512

New OS-9 Utilities from Brian Lantz Computerware offers "Text Tools"

Noted OS-9 programmer and author **Brian Lantz** has joined with leading OS-9 vendor Computerware to offer an impressive group of **OS-9 utilities** called "**Text Tools**" which sells for **\$29.95**. Review the list of powerful commands that follow and you will see why every OS-9 user will be adding the **Text Tools** to his library! You'll see similar "Unix-type" commands from other companies with prices of up to \$50. But why pay more than Computerware's \$29.95 when you can get top quality from real experts? Order the OS-9 Text Tools today!

CAT	FGREP	LOWER	LS	PACK	PR
QSORT	RPL	SPLIT	TAIL	TIME	TR
UNIO	UNPACK	UPPER	UPS	WC	

New Ruler Crowned in Middle Kingdom - Ending Fierce Battles and Bloodshed

Sanctuary - Finally, a brave adventurer returned the three golden rings to the Sanctuary and was crowned ruler of the **Middle Kingdom**. This ends the gruesome carnage of warriors, merchants, and magicians that have been murdered and maimed by all varieties of monsters as they searched the dangerous Catacombs, Temple, and Pyramid for the precious rings. This Middle Kingdom **adventure** can be replayed in **graphics** for \$24.95 on cassette or \$27.95 on disk. Could you be crowned ruler? (Req. 32K)

JDOS - Available Separately


Computerware announced they have a limited supply of JDOS (rom and manual) sets available for \$39.95. JDOS is the new J & M disk operating system which supports double sided drives and has many other attractive features.



The Sourcerer Reveals All...

If you like to take things apart to see how they tick - if you want to see the hows and whys of assembly language programs - the **Sourcerer** is your tool! It's an easy-to-use, menu-driven **disassembler** that produces symbolic source code that can be assembled by most of the popular editor/assemblers. (Yes, OS-9 users, it will disassemble the mysterious OS-9!) It's available on cassette or disk; disk versions for RSDOS, FLEX, & OS-9. So anyone can take a closer look! At \$39.95 on disk or \$34.95 on tape, you owe it to your curiosity!

Disk System Specials!



Disk systems included top quality drives, J & M controller, cable, & manual. (Add \$15 for RSDOS.)

Single drive, single-sided	\$400
Single drive, double-sided	\$435
Dual drives, single-sided	\$595
Dual drive, double-sided	\$650
Amdisk System	\$595
Amdisk drives only	\$475
J & M controller, w/JDOS	\$135
J & M controller, w/RSDOS	\$155
JDOS w/manual	\$39.95

Bio Detector Results Not Admissible In Court

The truths and untruths have been exposed. The suspect's inner mind has been tapped through the "galvanic skin response" sensors of the **Bio Detector**. The reaction to every question was displayed with color and sound on the CoCo screen for everyone to see. Yet the culprit is freed on a technicality - Bio Detector results were not admissible in court. But at least the truth is out! You too can tap into the truth by hooking up your family, friends, and "others" to Computerware's **Bio Detector** and your CoCo. Just ask questions and watch the graphic screen. The truth will come out! (Just \$29.95 for all hardware, software, and fun. Req. 16K)

Programmers Applaud New Basic Utilities and Print Spooler

A new aid to the serious Basic programmer released by Computerware has proven to be essential. It gives the 32K system a 2K print buffer and the 64K system a **32K print buffer**. WOW! Other utilities include a Basic **cross reference program**, a dump for values of all Basic program variables, a 51 x 24 screen display for 64K users and more. At \$19.95 for cassette or \$24.95 for disk, every programmer should have one!

Computerware® Disk System Breakthrough!

Buyers Worried About:

- buying pieces from several different vendors & having to assemble them together - if something's wrong, who do you go to?
- reliability!!
- getting the most advanced features like fast step rates, extended tracks, slim line size
- adequate power supply
- technical documentation


Computerware® Offers Solutions like:

- **complete** systems assembled & tested by **expert technicians**. We've been selling disk systems since **1977** so we know what you need & we make sure you get it!
- highest quality components including **TEAC & Hitachi** drives, **J & M** Systems controller, all **GOLD** connectors, **heavy duty** cabinet, power supply, & cable.
- totally adequate power supplies to insure reliability. We know dual drives need heavier power supplies!
- all TEAC & Hitachi drives with **6 ms** step rate, full **40 tracks**, **slim** line, & 1 year warranty.
- in addition to the DOS manual, a 20 page **technical manual** documenting every detail of disk drive performance & specification.



from Computerware®

CoCo Owners Use Video Plus to Interface Monitors



CoCo users can now take advantage of the crisp display of a **composite video monitor** by installing one of Computerware's **Video Plus** interfaces. They are inexpensive, completely assembled, and easy to install. It also provides audio output for monitors with audio. There are three models depending on the kind of monitor and whether you have the original CoCo or CoCo II.

Video Plus \$24.95
(original CoCo & either color or monochrome monitor)

Video Plus IIM \$26.95
(CoCo II & monochrome monitor)

Video Plus IIC \$39.95
(CoCo II & either color or monochrome monitor)

New NAP Monitors Have Built-In Audio Speaker!

Computerware has made special arrangements with North American Phillips (familiar for Magnavox & Sylvania brands). Their green and amber composite video monitors are the only monochromes on the market with built-in audio. And they are still very affordable! Check out Computerware's full line of monitors.

NAP green \$109.95
NAP amber \$119.95
Color (Comrex or Amdek) \$265.00

Flexi Filer Price Slashed - Now Only \$54.95!!!

Computerware's popular data base system now includes the powerful file manager, making **Flexi Filer** a super buy at the new reduced price. It comes with a useful personal inventory format as a starter and has been used for such applications as sales analysis, sophisticated mailing lists, property locator & descriptor, business inventory - the lists goes on! Flexi Filer can be tailored to meet almost any need and is now affordable to all. (Req. 32K & disk)



PASCAL Price Reduced!!!

Now anyone can explore the advanced language of Pascal with Computerware's affordable 32K subset of standard **Pascal**. Though it omits floating point and some sophisticated data structures, the user can enjoy learning the basics of this popular language and accomplish virtually any programming task. The cassette version (\$39.95) includes compiler, P-code interpreter, supervisor, editor and sample programs. The disk version (\$54.95) has added features like graphics, joystick, sound and directed I/O and includes compiler, P-code interpreter, supervisor and samples. The disk version with the Advanced Editor is available at \$74.95. Finally, an **affordable Pascal!**

OS-9 Users Turn To Computerware®

OS-9 users are finding quality products at Computerware! The **Advanced Editor** is a much needed, comprehensive program editor. The **Disk Fix & OS-9 Utilities** package allows full use of drives like double sided, extended track, and fast step rates plus some very powerful and useful utilities. To explore how things "tick" the **Source-er disassembler** is a handy tool! **Random Basic** offers some significant advantages like extended precision and graphics. Computerware also carries Elite Word, O-Pak, and C-Compiler. Write for a complete **catalog** from the OS-9 experts!

Advanced Editor \$39.00
Disk Fix & Utilities \$29.95
Sourcerer \$39.95
Random Basic \$75.00
Elite Word \$72.95
O-PAK \$34.95
C-Compiler \$59.95

Synther 77 Users Form Band - Play Tunes Right From Their Keyboards

With **Synther 77** you can tune your keyboard to any of a hundred different voices (or instruments) then play music right on the keyboard. Some users groups have formed CoCo bands, playing familiar tunes together and saving their favorites to disk or tape. The pro musicians love the technical fine tuning factors like vibrato, bender, boing, attack, sustain, and decay. While the novices can enjoy just playing along and experimenting. **Synther 77** requires 32K and costs only \$24.95 on cassette or \$27.95 on disk. It will bring hours of listening and playing enjoyment to all.

Hardware SALE!

- Volkmodem** \$89.95
300 baud, direct connect, with CoCo cable
- WICO adapter** \$18.95
interfaces 2 Atari-type joysticks
- Kraft Joystick** \$29.95
- Video Clear** \$16.95
reduces RF interference from CoCo to TV
- CCP-1 Printer Interface** \$59.95
parallel to serial interface with selectable baud rates
- CCP-2 Printer & Modem Interface** \$79.95
CCP-1 plus extra connection for modem & switch for printer modem selection

Call or Write to:



COMPUTERWARE®
(619) 436-3512

Box 668 • Encinitas, CA • 92024


Name _____
Address _____
City _____ State _____ Zip _____
Yes! Send me your FREE catalog!
VISA MasterCard
Card # _____ Exp. _____
Signature _____

Item	Format	Price

Shipping: 6% Calif. Sales Tax
Surface — \$2 minimum. COD Add \$3
2% for orders over \$100 Shipping*
Air or Canada — \$5 minimum. TOTAL
5% for orders over \$100

Checks are delayed for bank clearance

EDUCATION



Where to start when a child's education is involved?
This is an important question. Fortunately, our micro stars in the educational field.
Kids can learn from simulations, drill, games, tutorials — you name it!
The computer makes a fascinating teacher.

Captain Computer and Micro Mouse Comic Coloring Book

by Robert E. Williams &

Richard H. Mezejewski

Illustrated by Michael T. Coy

Management Information Source, Inc.

3543 N.E. Broadway

Portland, OR 97232

\$6.95, softcover

If you've ever kicked yourself for not having invented some of life's more simple successful ideas (like the pet rock, for instance) read no further — this might upset you. A San Franciscan by the name of Robert E. Williams has grasped the obvious before the rest of us.

"Look on the supermarket shelf. Is it a book? A magazine? No it's a Captain Computer and Micro Mouse comic coloring book!" Slick, yet mild-mannered, Captain Computer knows all about computers. His faithful sidekick Micro Mouse is like a rodent-shaped sponge soaking up all the wisdom the Captain has to offer.

Children love to color. As fun exercises in computer familiarity for kids, Williams, co-author Richard H. Mezejewski, and illustrator Michael T. Coy have hit a bull's-eye. Children growing up today will be as familiar with computers as baby boom offspring were with TV. By using an environment as natural as coloring books, Williams is correctly assuming the computer to be an everyday object that children should identify and learn about at the earliest stages of their development. There are coloring books that show cars and point out the doors, tires, bumper, and windshield wipers, and coloring books that show the difference between a cat, a dog, and a mouse. Captain Computer handles the high-tech facts of life.


The problem is, it is not well done. With Captain Computer's focus on fun plus education, the comic book must be strong in both categories. The fun is certainly there; the pictures are big, with plenty of opportunity for using

lots of different colors on each picture, and every kid loves superheros and cute mice. But it seems less time and effort were spent on the comic's educational aspects.

The story progression has Captain Computer pointing at different computer parts and peripherals and telling Micro Mouse what they are. All too often the art does not cleanly execute the dialogue. For instance, during the comic book's opening panels about keyboards, Micro Mouse, standing on the keyboard, asks, "Are these special function keys?" One hand is pointing downward just beyond the keyboard and the other hand is pointing upward toward the ceiling. I have no idea what keys the mouse is pointing out. Captain Computer seems to know: maybe that's why he's the star of a comic book, and I'm not.

Seriously though, I wonder whether the authors were overdoing their coloring computer tour by pointing out function keys. They are not something a coloring three-year old, or even seven-year old, will need to know in even the remotest application.

Later Micro Mouse is shown a cassette player, yet the caption reads,



"Cassette." When Captain Computer tells his little friend that he can use the same cassette recorder for his computer as he can for music listening, the mouse is amazed and replies, "Gee Captain, it's like a disk drive." An intrusion from left field; disk drives are not introduced for another six pages. The child learning from the comic book cannot compare the speeds of cassette data storage against something called a disk drive he has not yet seen. It happens again on the next page when Micro Mouse is shown a cartridge and asks if it is different than a floppy disk. "Disk drive, floppy disk," the five-year old asks himself — "what are they talking about?"

The comic book continues in a manner indicative of poorly produced educational products. Its editorial focus seems directed at the computer-ignorant parent, while its activity level is for a child. As the comic progresses, it touches base with synthesizers (a very large word for a child), printer plotters, dot matrix and letter-quality printers, modems, and portable computers.

The first aspect of writing anything, be it a magazine article, a novel, or a comic book, is to identify the intended readership and write for it. Captain Computer grossly violates that golden rule of writing. Children using coloring books do not need to be told about the difference between the data storage rates of cassettes and disks, or the difference between dot matrix and letter-quality printers. The comic book's authors are guilty of information overload and confusion about their readership.

They have a terrific idea in Captain Computer. Children are capable of learning without having their noses rubbed in the lesson. A computer superhero and a sidekick mouse on wondrous adventures in which they use, or encounter computers, is enough to entertain and educate youngsters about the high-tech world we are building for them. Forget the tutorial nonsense and let Captain Computer fly.

— Kerry Leichtman, staff

Ernie's Magic Shapes

by Children's Computer Workshop
Radio Shack
1400 One Tandy Center
Fort Worth, TX 76102
(817)390-2959
\$19.95 cassette, 16K

Ernie's on stage, top hat on head, magic wand in hand. The Sesame Street star waves his wand and a colored shape appears on the screen. A second wave brings a second shape, and a problem to be solved. Does it match the first?


Ernie's Magic Shapes is one of ten preschool home education programs written by the Children's Computer Workshop (CCW). (See **The Color Computer Magazine**, September 1983). It's sort of an electronic coloring book, but is really a reading readiness exercise (in education-ese, a "visual discrimination" exercise). It works because perceiving similarities and differences between shapes is a natural lead-in to doing the same with letters and words.

If children think they see a matched pair they press the Up Arrow and wait for a few seconds.

Ernie considers the second shape, and moves his head to look at the first. Then he shakes or nods his head to deny or confirm that the answer was correct. Pretty neat, huh?

Ernie's delay in answering is a key element of good questioning skills because children will use the time to reconsider rather than forget the question and wait for the response. Being right is important, but thinking about answers is equally important.

Other aspects of the program are similarly well-designed. Movement is minimal, therefore so is distraction. Sound reinforces movement, but is also kept to a minimum. Thinking time is quiet time. Letters and numbers appear on the menu only.



Because it has various difficulty levels, this program is useful at school as well as at home. I watched a kindergarten class lose itself in it for two days. One special education teacher I know prefers it to Logo as an introductory computer experience. Despite its simplicity, she says, Logo is still too abstract for many tots. Ernie is not only cute, he's concrete, and that's where the kids are at.

— J. Craig Dickinson

Kids' Choice and Early Letter Recognition

Software Specialists
P.O. Box 2029
Princeton, NJ 08540
(609)443-6782
\$12.95 each, cassette
\$19.95 both

Are colorful, animated, randomly selected displays of numbers and letters interesting enough to keep a preschooler coming back for more? Nicole's Dad (Steve Welzer) believes so — he wrote these two programs.

Kids' Choice and Early Letter Recognition are designed simply to entertain the three- to six-year old. They can easily be turned into learning games by an enterprising adult. A preschooler will need that adult around at first, anyhow, because all the instructions are in writing — no verbal directions are given.

Courtesy of Tandy Corporation

Each program presents a menu of choices. The youngster selects a number from zero to nine in Kids' Choice or one of the 26 letters from A to Z in Early Letter Recognition by pushing the corresponding letter or number on the keyboard.

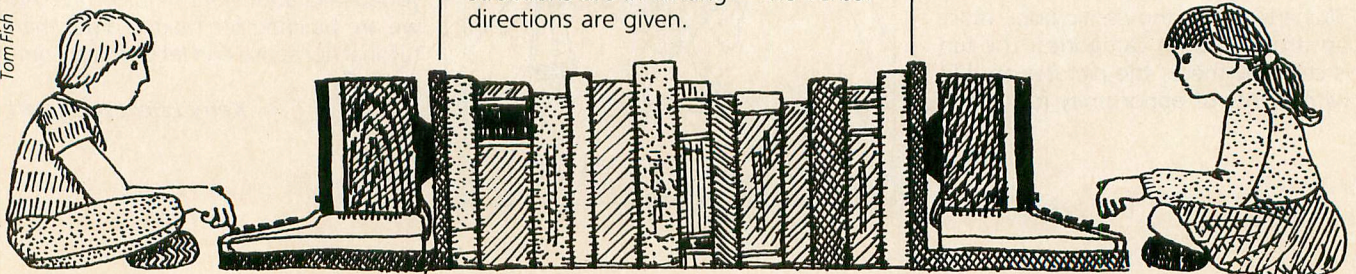
Then the child can sit back and watch a colorful animated display of the chosen item. The letter may be large or small, may appear and then change its color and form, or may slowly draw itself to fill the entire screen. The number may show itself in its familiar printed form, be part of a clown's face, be the number of mountains on the screen, or be hidden in a picture of a man fishing.

Each letter in Early Letter Recognition has an animated display which the child can call up through the menu. Some of these are amusing, some colorful; some long, some short. Pressing z elicits the alphabet song and all the letters.

There is no interaction during the letter display between the program and the child. After one display ends, the program returns to the menu and waits for the child to press another letter. Pressing a wrong key (except the Break key, which has not been disabled) elicits no response from the program. The menu remains in place waiting for a letter. An adult can prompt the child for a specific letter and in this way turn the program into a learning game. After awhile the child will come to recognize the letters by name.

Kids' Choice is a slight variation on the Early Letter Recognition program. In Kids' Choice, one of three randomly determined graphics displays appears for each number chosen. Some displays allow interaction between the child and the program. Several displays need the presence of an adult to explain their workings. For instance, a display for the number 8 shows eight notes which can be played by pressing the A, S, D, F, G, H, J, or K keys on the

Tom Fish



TO KEEP UP WITH TODAY'S TECHNOLOGY

...YOU HAVE TO KNOW WHERE TO TURN.



When you turn to *Computers & Electronics*, you're reading the world's foremost publication covering the microcomputer industry — where last night's discovery is today's technology. *Computers & Electronics* is your direct link to state-of-the-art information in:

Microcomputer Developments

Whether you're investing \$300 or \$3000, turn to *Computers & Electronics* first. You'll find candid test reports of all major new microcomputers... from the Commodore 64 to the Apple™ IIe to the IBM-PCXT. And you'll discover which unit has the power, software and expansion capability to meet your specific needs. At your specific budget.

New Peripherals and Software


Micro programs and add-ons are increasing almost geometrically. Let *Computers & Electronics* sort it all out for you.

You'll get features like a buyer's guide to printers. A preview of the first workable economical thesaurus program that runs on virtually any CP/M-based system. Advance looks at new products like a joystick for Visicalc®... disk drive assemblies... a color monitor for the IBM-PC.

Increase Your Computer Science I.Q.

Computers & Electronics will enlighten you with easy-to-understand discussions of computer fundamentals. Such as the series on learning 16-bit microcomputer technology and an in-depth look at the structure of CP/M.

You'll also delve into the future with articles like Super Chip: next-generation personal computers with double the performance at a lower price.



Plenty of Hands-On Action, Too

With expert input from *Computers & Electronics*, and your own electronics savvy, you'll find dozens of ways to experiment with... upgrade... and increase the versatility and performance of your system.

For example, with less than \$3 and very little time, you can add a feature to your keyboard that lets you automatically repeat a character by holding down a key. Or you might want to build a circuit that lets you match a 600-baud CoCo to a 300-baud printer.

Heard about the important new electrically-erasable PROMs? *Computers & Electronics* will keep you filled in on the improved memory chips as they're produced — how they work, how to wire them, what applications to use them for.

Get Every Issue... PLUS Savings up to 37%!

If you're not getting every informative issue of *Computers & Electronics*, there's a gap in your knowledge — and enjoyment — of today's high-speed, high-tech revolution. And now's the best time to subscribe, while this introductory offer is in effect: One year (12 big issues) for just \$12.97, with long-term savings available up to 37%!

So keep up with what's happening. Turn to the special postpaid order card or the coupon below... now!



**DON'T MISS ONE
INFORMATIVE ISSUE.
SUBSCRIBE NOW AND
SAVE UP TO 37%!**

WORLD'S LARGEST COMPUTER MAGAZINE

Computers & ELECTRONICS

P.O. Box 2774
Boulder, CO 80322

CE8H757

YES! Keep me tuned in with *Computers & Electronics* for the term I've checked below:

One year (12 issues) just \$12.97 — **I save 24%!**
 Two years just \$22.97 — **I save 32%!**
 Three years just \$31.97 — **I save 37%!**

(Savings based on full one-year subscription price of \$16.97)

Mr. /Mrs. /Ms. _____
(please print full name)

Address _____ Apt. _____

City _____ State _____ Zip _____

CHECK ONE: Payment enclosed. Bill me later.
 Please charge my credit card: American Express MasterCard Visa

Card No. _____ Exp. Date _____

Add \$5 a year in Canada; all other foreign add \$8 a year. Please allow 30-60 days for delivery of first issue.



keyboard. Once a child has mastered the menu selection process and knows what to do for each display requiring interaction, he should be able to run the program on his own.

I don't possess a passel of pre-schoolers on which to test this program, but the one I corralled to do the job found the Early Letter Recognition program fascinating and toyed with Kids' Choice awhile too. Even my 12-year-old, computer-sophisticated son admitted he liked the displays for certain letters, so the programs must be doing something right.

"Even my 12-year-old, computer-sophisticated son admitted he liked the displays."

Both programs are written in Basic and come with clear, concise documentation. Each program appears three times on the unprotected tape and the instructions note their approximate counter locations. You can easily find the second or third save if the first one refuses to load. Each program requires about 8K of memory and Extended Color Basic.

These colorful and interesting programs may appeal to your youngster, but do be prepared to sit through the first session or two with any pre-schooler. Played by a child alone, Kids' Choice and Early Letter Recognition are really entertaining exercises in associating the keyboard with a screen display. Under the guidance of an adult prompting for a specific letter or number, however, the programs can teach a child to recognize letters and numbers by name.

— Martha Sheldon

Bumble Games

The Learning Company
Distributed by Follett Library Book Co.
4506 Northwest Highway
Crystal Lake, IL 60014
(800)435-6170

\$45 tape, \$65 disk
16K Extended Color Basic

Bumble Games is part of The Learning Company's series of entertaining educational software. It is directed towards kids from age four to ten.

Bumble is an imaginary creature from the planet Furrin who needs help learning how to identify places on arrays and grids. The purpose of the game is to teach arrays and grids.

A main menu lists Bumble Games' five programs. Some games are designed for single players, others for a couple and some ask the child's name. Let's examine each game in turn.

Find The Number asks a child to find a hidden number on a horizontal or vertical line. Six digits, from 0 to 5, are marked on the line, with one of them the correct number. If a child guesses wrong, a greater than (>) or lesser than (<) symbol is displayed, indicating a higher or lower guess is needed. This game continues until the correct number is found. Find The Number introduces the two < > symbols and the idea that a reference point (the hidden number) can exist on a line.

Find The Bumble is Bumble Games' introduction to grids. A 4 by 4 grid illustrates row and column terminology. Again the youngster must find a hidden spot, but this time must enter two coordinate points, in letters and numbers. Intersecting lines are drawn to show the point chosen. Incorrect answers are guided with arrows and text that lead to the right destination on the grid. As in all these games, numbers or letters entered outside of the indicated range are ignored.

The two-dimensional array concept continues with Butterfly. The grid here is increased to 5 by 5 and terms such as up, down, left, right, > and < are used. Again numbers and letters are used to determine the correct reference point.

Visit From Space opens with a spaceship (from the Bumble planet Furrin) landing unseen behind a planet. Game players have to find the missing spaceship on a 5 by 5 grid, but this grid uses numbers on both the X and Y sides.


Tic Tac Toc, a version of tic-tac-toe, is for two players. The first player to line up three markers horizontally, vertically or diagonally wins. This time the child must enter both X and Y points at the same time, separated by a comma.

In all of these games, the Left Arrow erases any input. As coordinate points are entered they are also displayed off to the side of the grid for better comprehension. When a player has three markers in a row a funny stick figure jumps up and down beside the winner's name.

Finally, Bumble Dots allows the child to create his or her own sketches. Working on an 11 by 11 grid, the player can trace over one of four Bumble drawings or create originals. Each Bumble drawing is subsequently more complicated than the last. A dot for each reference point of the illustration is shown on the grid and the child must specify its coordinates. When all the correct X and Y points are entered, the grid disappears and the illustration comes to life with bright colors and music. Children can create their own sketches, name them and have their friends try to trace their reference points on the grid. Unfortunately, these sketches cannot be saved for later reference.

Overall, Bumble Games is a worthwhile piece of software. The programs are well-designed and a good introduction to array and grid concepts. Though each individual program offers on-screen help and instructions youngsters will need a little adult assistance at first.

— Richard Butt





THANKS TO COMPU SERVE'S CB SIMULATOR, "DIGITAL FOX" ACCESSED "DATA HARI" AND PROCEEDED TO AN "ALTARED" STATE.

The CB Simulator, where CompuServe Subscribers can Access Friends and Influence People on 72 Different Channels.

Just pick your handle and get on line. From math to matrimony, there's always someone out there who speaks your language. Friends from all over the U.S. and Canada are at it 24 hours a day. Talking tech or just having fun. And if you've got a secret, just use the CB Scrambler.

That'll fool the "lurkers," those CB "see it all's" who get their kicks by watching. Or you can always use the private talk mode for guaranteed one-to-one conversation.

The CB Simulator is just one of CompuServe's many electronic communications options that include a National Bulletin Board, Professional Forums and Electronic Mail. Plus, there's a world of on-line information and entertainment all for the price of a local phone call plus connect time.

You can access CompuServe with almost any computer and modem, terminal or communicating word processor.

To receive your illustrated guide to the CompuServe Information Service and learn how to subscribe, call or contact:

CompuServe

Consumer Information Service, P.O. Box 20212
5000 Arlington Centre Blvd., Columbus, OH 43220

800-848-8199


In Ohio call 614-457-0802

An H&R Block Company

Circle No. 69 on Reader Service Card

Atom

Radio Shack
One Tandy Center
Fort Worth, TX 76102
Joysticks required
\$19.95



Courtesy of Tandy Corporation

Atom introduces a child to the world of subatomic elements. The object of the game is to build an atom for each of the game's 54 elements as quickly as possible.

When building elements the child is expected to learn the name of each element, its atomic number and configuration, and main properties. Instruction is reinforced by display of a Periodic Chart of Elements after each round. The chart displays each element's full name and main properties.

Included with the game cartridge is a 12-page guide book describing the program's objectives and game rules. The well-written documentation also describes the subatomic world, illustrating how matter consists of atoms, how atoms are broken down into protons, neutrons and electrons, and the various properties of those parts. A large, colorful wall poster included with the package reinforces the Periodic Chart of Elements by depicting these elements grouped into families with their atomic weight and characteristics.

The playing screen consists of a pulsating nucleus surrounded by two rings of moving dots. The inner moving dots represent an energy level ring,

and the outer dots a barrier ring. Surrounding these rings are free-floating electrons. The player must build an atom by picking up (via the joystick) an electron and shooting it into one of the inner energy ring's holes. Once you have successfully fired the first electron into a hole, you've created the simplest element, hydrogen. The game continues from there, each new element requiring more and more electrons, right up to Xenon, with 54.

To make things a little more difficult you have to beat the clock that's ticking away in nanoseconds, located in the top left-hand corner of the screen. The three other corners of the screen contain bunkers; behind one of these your graviton is hidden. The graviton is controlled by joystick and is used to pick up and shoot electrons.

Controlling the graviton requires patience and a lot of practice. To move the graviton towards the center of the screen (towards the nucleus and surrounding rings) you must shift the joystick forward; pulling the joystick backwards (toward you) moves the graviton away from the nucleus. Shifting the joystick towards the left or right rotates the graviton clockwise or counterclockwise around the nucleus. Graviton movement takes considerable practice to perfect.

Once you have gained some reasonable control over the graviton you can start searching for electrons. If the graviton bumps into anything on its search you'll be destroyed and will have to start again.

Firing an electron into the inner energy ring isn't simple, either. Be careful to avoid the outer barrier ring of dots; hitting one of those causes the atom to start rumbling and, within a few seconds, to explode, destroying everything in its path (including your graviton)! That's where the bunkers come in handy. If you can get behind a bunker before the atom explodes you'll be safe.

Because joystick control is difficult to master and the exploding atoms got me nervous, I often smashed my graviton into a bunker, losing it in the attempt to avoid destruction!

Atom is an interesting game to play and a real challenge when you attempt to build elements containing many electrons. At times I found myself skipping over the Periodic Chart of Elements just to get back to the arcade action, though doing so defeats the educational aspects of the game. If you're not going to take the time to


study the chart, you're not going to learn much about the subatomic world.

When your game skills improve and the structure of each atom is complete, you'll begin to learn the names of more complex elements and the contents of their molecular breakdown. If you want your child to have fun while learning, Atom will make a welcome addition to your software library.

— Richard Butt

Mickey's Alpine Adventure

Radio Shack
One Tandy Center
Fort Worth, TX 76102
(817)390-2959
\$34.95, cassette
16K



Courtesy of Tandy Corporation

Imagine what it would be like to have a sign painter who can't spell. What would you do if you drove up to a Stip sign? This is no small problem for the people in Opple Pass, or is it Apple Pass? Apple Pass?

It all begins when Mickey and Minnie Mouse tour the Blue Mountains and hope to stop at Apple Pass for dinner. They meet the famous Tooloose Tofit, a great sign painter, but not a very good speller. It seems that Tooloose has some problems with short vowels.

DSL UTILITY BELT ALL THREE ONLY \$49.95

SUPER DISK ZAP

by G. EGGART
 FORMAT ANY TRACK
 COMPLETE MASTER DIRECTORY
 MODIFY ANY TRACK/SECTOR
 MULTI DRIVE COMPATABLE
 COPY BY FILE OR TRACK/SECTOR
AND MORE.
NEW LOW PRICE \$19.95

COCO SCREEN EDITOR

by J. PORKKA
 FULL SCREEN EDITOR FOR
 THE COCO, GLOBAL EDITOR
 OF BASIC PROGRAMS.
 AUTOMATIC LINE NUMBERING
 WITH UP TO 30 CHARACTER
 KEYWORD INPUT. FORWARD AND
 REVERSE LISTING ABILITY. 16-64K
AND MORE. **\$19.95**

SUPER TAPE/DISK UTILITY

by A. HUBBELL
 AUTOMATICALLY MOVES TAPE
 PROGRAMS TO DISK, APPENDS
 RELOCATION ROUTINE IF NEEDED
 DISK TO BUFFER/TAPE OPTION
 SAVE BUFFER TO DISK
\$19.95

GAMES

TRAPFALL	27.95 (C)
AIR TRAFFIC	
CONTROLLER	28.95 (C)
GRABBER	27.95(C)
WORLDS OF FLIGHT	29.95(C)
DEVIL ASSAULT	27.95 (C)
BUZZARD BAIT	27.95 (C)
THE KING	26.95 (C)
DOODLEBUG	24.95 (C)
DEATH PLANET	
ADVENTURE	19.95 (C)
ROBOTACK	24.94 (C)
THE FROG	30.95 (D) 27.95 (C)
COLORPEDE	29.95 (C)
BIRD ATTACK	21.95 (C)
STELLAR SEARCH	24.95 (C)
STELLAR SEARCH	27.95 (D)
AIRLINE	24.95 (C)
STORM	24.95 (C)
INATAK	24.95
CASHMAN	27.95 (C)
OUTHOUSE	27.95 (C)
AREX	34.95 (C)
ZAXXON	39.95 (C)
MOON SHUTTLE	29.95 (C/D)
CHOPPER STRIKE	27.95 (C)
DEMON SEED	27.95 (C)
ELEC•TRON	24.95 (C)
WORLD OF	
FLIGHT	32.95 (D) 29.95 (C)
BLOC HEAD	26.95 (C)
HYPER ZONE	26.95 (C)
JUNIORS REVENGE	28.95 (C)
BUMPERS	24.95 (C)

KING TUT	29.95
SEA QUEST	24.95

UTILITIES

PRINTER SPOOLER 64K	9.95
COLOR GRAPHIC	
EDITOR	19.95 (C)
SUPER SCREEN	29.95 (C)
GRAPHIC SCREEN PRINT	
EPSON	9.95 (C)
OKIDATA	9.95 (C)
GEMINI	9.95 (C)
PROWRITER	9.95 (C)
LP VII/RS	7.95(C)
EDTASM †	49.95(R)
TAPE DIRECTORY	14.95 (C)

\$2.95
 STILL ONLY
 BLACK RIBBONS FOR GEMINI
\$19.95
 OR ONE OF EACH COLOR
\$4.95 EACH
 BROWN,
 RED, BLUE, GREEN, PURPLE OR
 FOR THE GEMINI OR OKIDATA
 COLORED NYLON RIBBONS

ACCESSORIES

EPSON RIBBONS	7.49
BLACK, BLUE, RED, BROWN,	
GREEN GEMINI RIBBONS	2.95
DISK MAILERS	.95
10 PACK	8.95
LP VII, DMP100 RIBBONS	4.95
DISKS	
SENTENIAL SS/SD	19.95
SENTENIAL SS/DD	22.95
VERBATIM	34.95
GRAND SLAM 64K KIT	75.00
16-32K RAM SLAM	49.95
2 WAYRS 232 SWITCHER	29.95
3 WAYRS 232 SWITCHER	39.95
COCO REPLACEMENT	
KEYBOARD	39.00
CASSETTE CABLE	5.95
64K RAM EMBLEM	2.95
BOTEK INTERFACE	59.95
FOR EPSON	69.95
HJL-57 KEYBOARD	79.95
MARK DATA KEYBOARD	69.95

APPLICATION

COLOR FINANCE	59.95 (D)
ELITE CALC	59.95
ELITE-CALC	59.95
ELITE-WORD	59.95
ELITE-FILE	74.50
VIP WRITER	59.95
VIP DATABASE	59.95
VIP SPELLER	39.95
VIP TERMINAL	49.95
VIP DISK ZAP	39.95
SPELL N FIX	59.29
DISK MAILER	24.95
TELEWRITER	TAPE 49.95
TELEWRITER	DISK 59.95
VIP CALC	59.95

TALKING PROGRAMS

SPECTRUM VOICE PAK	69.95
TALKING TERM	39.95
COLOR SCORE-EZ	24.95(C/D)
FOREIGN LANGUAGE	24.95(C)
ULTRA-CONTESTOR	39.95 (C)

HI - RES ADVENTURES

SHENANIGANS	24.94
CALIXTO ISLAND	24.95
BLACK SANCTUM	24.95
TOUCHSTONE	27.95
TIME BANDIT	27.95

DSL COMPUTER PRODUCTS INC.

313-582-8930

P.O. BOX 1176 DEARBORN, MI 48121

Michigan Residents Add 4% Sales Tax to Order. Please include \$2.00 for S. & H.



Fortunately for Tooloose, Mickey and Minnie discover the problem before the townspeople find out.

Mickey and Minnie's adventure is one side of a two-sided program entitled "Mickey's Alpine Adventure." On the other side is a funny adventure with those favorite ducks, Donald, Huey, Dewey, and Louie. Unlike Tooloose Tofit, our ducks are having trouble spelling with long vowels. Poor Donald! He asked Louie to bring chains, coats, and meat with them on their very first ski trip. Poor Louie, he spelled those items chians, caots, and maet. You guessed it, no one knew what he wanted.

It can be fun learning more about long vowels when visiting the A and I Hardware, O and A Clothing and E and A Grocery.

Mickey's Alpine Adventure presents lessons on long and short vowels. Each side lasts approximately twenty minutes. The stories are interesting and will hold the attention of 7-to-10 year olds, the recommended audience. Beware that the letter Y is not addressed in the "sometimes" capacity in either program.

Two lesson packages are available with Mickey's Alpine Adventure, one for home use, the other for school. The only difference is packaging. The school package includes student and teacher materials while the home package includes ideas for parents to use with their children in the basic documentation.

The narration, music and graphics are all very good. (Narration is important because vowel sounds need to be clearly stated for young children.)

Each program is interactive — questions are asked, requiring student response throughout. A summary of total questions and correct responses is given at the end of the lesson. Summary questions are also asked at the end of each adventure, a good feature for reinforcement of what should have been learned.

As always with Disney, the stories are fun and wholesome. My only criticism is that the story and narration are slow. The words to the narration appear on the screen; then they are spoken by the narrator. On the other hand, the required reading by the user followed by narration could be a plus since it includes visual and auditory learning. You be the judge.

All in all I think Mickey's Alpine Adventure is a good program. It is a good follow-up to any lesson introducing vowels. Certainly a story involving Disney characters with rules on spelling and vowels is memorable.

— Paul Kimmelman

Alphabet


Childish Software

P.O. Box 985

Norcross, GA 30071

\$9.95 cassette

32K Extended Color Basic



Alphabet is a series of seven programs that will teach preschoolers and kindergartners the alphabet.

The first program shows the letters of the alphabet, in order. The screen shows a picture of something that begins with each letter, both actually and phonetically. For example, a mouse appears with the display for the letter M.

An audio tape is included with the Alphabet package. The tape plays through the speaker of the television while the child moves through the program. The child controls the speed of presentation by pressing Enter to see the next letter. While the student is looking at the letter, the audio tape is stopped to maintain synchronization.

The second program teaches the child to sing the Alphabet Song. This program also includes an audio tape.

The third program lets the child match upper- and lowercase letters. The uppercase letter is displayed, and the child must pick the correct answer from two choices. A cursor rotates between the choices — the child presses any key when the cursor is in the right place. If the child selects an incorrect answer, an unhappy face appears and a low tone sounds. If he chooses a correct answer, a high tone sounds and a piece of a happy face appears. As the student makes more

correct answers, the happy face is built, piece by piece. Lesson 3B gives the student the lowercase letter, to which he must match uppercase.

Programs 4 and 5 have the student match a picture with the first letter in its name.

Lesson 6 uses a voice generator to randomly call out letters. The student then picks the proper letter from several on the screen.

Finally, Lesson 7 displays a series of letters with one letter missing. From a group of choices, the student selects the letter to complete the series.

These activities all provide good drill and practice with the alphabet. The variety of drills grasped and held the children's attention. The programs suffer, however, from some minor technical difficulties.

It was very hard to keep the audio tape synchronized with the first lesson. I had to resynchronize the tape more than once. Lesson 2, which also used an audio presentation, had the same problem, but it was not as bad as Lesson 1.

Lesson 6 used a synthesized voice. I could barely understand what the voice was saying, though. It made a pleasant drill frustrating.

Aside from these minor difficulties, I found this series of programs delightful. The graphics are both clever and meaningful.

The programs are different enough to keep children interested, and consistent enough to provide continuity. For example, the same figures are used to illustrate letters in all programs. The same mouse is drawn in Lesson 4 and in Lesson 1. The consistency helps children learn without confusion.

Instructionally, the programs are sound. Each drills the same subject matter in a slightly different way.

The documentation covers 22 pages, and is very complete. Each program is described in detail, along with clear behavioral objectives. The documentation ends with a number of alternate activities and applications for each lesson. A parent or teacher could use these suggestions to reinforce the subject matter away from the computer. The final pages of the documentation include routine descriptions for each of the programs. Since all the drills are written in Basic, you could easily customize any or all of the lessons.

Since the programs are recorded in order on one side of the cassette, it

is easy to run one lesson, leave the tape without rewinding and just type CLOAD when ready for the next lesson. You can also save all but one of the programs to disk for faster execution. The speech synthesizer for Lesson 6 is written in machine language. The documentation doesn't list the addresses you need to copy the program to disk.

In general, I was pleased with Alphabet. It is educationally sound, easy and fun to run, and relatively free of errors.

— Norman Garrett

Criss-Cross Math

TCE Inc.
P.O. Box 2477
Gaithersburg, MD 20879
(301)963-3848
\$12.95 cassette
16K Color Basic

Criss-Cross Math uses the familiar tic-tac-toe game to provide one or two players practice in addition and subtraction. It appears to be best suited for children in grades 1 - 4.


The nine positions on the board are labeled A - I. When a letter is chosen, a problem selected at random appears with a question-mark prompt. A player gets two tries to solve the problem before the correct answer is displayed. This gives a child ample opportunities to correct an answer, and the right answer is given as feedback if missed. A correct answer places an X (or O) in the space. Of course, three in a row wins. A cumulative tally of wins appears on the last screen.

Answers are entered "backwards," from right to left (instead of left to right). This is the way we normally add or subtract on paper. Educationally, this method reinforces the concepts of place value and regrouping.

There are five levels of difficulty in Criss-Cross Math, so students won't easily tire of the game.

The documentation tells you how to load and make a back-up copy of the program.

Criss-Cross Math is best as individual practice. No means are provided for tracking progress or diagnosing problem areas. This would make the program less attractive to a teacher who needs to know how much a student has improved or what problems were missed.



1. Send a \$10 check for the demonstration cassette with programs for grading and student information. This may be all you need.
2. After working with the programs and deciding that they are, or could be useful, send a \$40 check for the manual and subscription to the programming service. You are then welcome to call or write for information, assistance, and discussion of your unique requirements.
3. You may need a customized version. After we have agreed on the revision and its cost I will send the changes to you.

Richard Sailors,
user friendly programmer
Sailors System Software
1943 North Garfield Avenue
Pasadena, California 91104
818-798-8273

Circle No. 80 on Reader Service Card

Will work on any 16K, but has been designed for 32/64K and a printer. A disk drive may become handy.

HI - RESOLUTION SCREEN UTILITY

HI-RES SCREEN UTILITY
Featuring: Double Height Characters
On Screen UNDERLINING
Bell Character Tone Generation
Switchable Full Screen Reverse Video
True Upper & Lower Case Character Set
REVERSE SCREEN
PROGRAMMABLE LINE LENGTHS
PROGRAMMABLE LINE LENGTHS FROM 28 TO 255 CHARACTERS
28 Characters per line
32 Characters per line
36 Characters per line
42 Characters per line
51 Characters per line
64 Characters per line
Line lengths of 85, 128 & 255 are unreadable but can be very useful for seeing display layouts
All Functions are fully programmable thru BASIC
Fully BASIC compatible including CBS & PC-MT 8

- FULLY BASIC COMPATIBLE
- DISPLAY FORMATS OF 28 TO 255 CHARACTERS PER LINE
- FULL 96 UPPER LOWER CASE CHARACTERS
- MIXED GRAPHICS & TEXT OR SEPARATE GRAPHIC & TEXT SCREENS
- INDIVIDUAL CHARACTER HIGHLIGHTING
- REVERSE CHARACTER HIGHLIGHT MODE
- WRITTEN IN FAST MACHINE LANGUAGE
- AUTOMATIC RELOCATES TO TOP OF 16 32K
- AUTOMATICALLY SUPPORTS 64K OF RAM WITH RESET CONTROL
- REVERSE SCREEN
- ON SCREEN UNDERLINE

- DOUBLE SIZE CHARACTERS
- ERASE TO END OF LINE
- ERASE TO END OF SCREEN
- HOME CURSOR
- BELL TONE CHARACTER
- HOME CURSOR & CLEAR SCREEN
- REQUIRES ONLY 2K OF RAM
- COMPATIBLE WITH ALL TAPE & DISK SYSTEMS

\$19.95

NEW

NEW

Introducing The "Super Smart"
DATA PACK II
Terminal Communications Software

NEW

"FEATURES"

- No Lost Information When Using Hi-Resolution Display On Line
- ASCII Compatible File Format
- Full Text Buffering
- Terminal Baud Rates 300 to 9600
- Automatic Word Wrap Eliminates Split Words
- Full/Half Duplex
- Automatic File Capture
- Programmable Word Length, Parity and Stop Bits
- Save and Load Text Buffer and Program Key Buffers to Tape or Disk
- 9 Hi-Resolution Display Formats, 28 to 255 x 24
- True Upper/Lower Case Display
- Kill Graphics Option for An Extra 6K
- Supports Line Break
- Freeze Display and Review Information On Line
- Send Files Directory from Buffer or Disk
- Full Disk Support for Disk Version
- Send Control Codes from Keyboard
- Separate Printer Baud Rates 110-9600
- Display On Screen or Output Contents of Buffer to Printer
- Automatic Memory Sense 16-64K
- 9 Programmable Function Key Variable Length Macro Buffer
- Programmable Prompt Character or Delay to Send Next Line
- Programmable Control Character Trapping
- Programmable Open/Close Buffer Characters
- Automatic Key Repeat for Editing
- Program and Memory Status Displays

DISK \$44.95

TAPE \$34.95



5566 Ricochet Avenue
Las Vegas, Nevada 89110

(702) 452-0632

All Orders Shipped From Stock
Add \$2.50 Postage

Circle No. 5 on Reader Service Card

Color Computer/27

I recommend Criss-Cross Math only as a drill and practice game. This it does well, while keeping a child's interest. A classroom teacher would likely need a more sophisticated program.

— Mark Haverstock

**TESS
(The Educational
Software Selector)**

1984 Edition
EPIE Institute
Teachers College Press
1234 Amsterdam Avenue
New York, NY 10027
593 pages
\$49.95, paperback

If you're an educator considering hardware or software purchases, invest in The Educational Software Selector (TESS). It's probably the most valuable and complete resource you'll find. Along with providing descriptive lists of educational software, TESS tells you how to evaluate your needs and make informed purchasing decisions.

TESS is a database compiled by the EPIE (Educational Products Information Exchange) Institute. EPIE recognizes that the first computer hurdle for educators is finding and sorting through the vast number of places where software is offered and advertised. This exhaustive database is their answer. It tells you succinctly what is available and for what computer system.

The lists are TESS's forte — they organize software according to subject area (aviation, business, driver education, engineering, health, industrial

arts, etc.) or system (Apple, Atari, Commodore, IBM, Monroe, Radio Shack, Texas Instruments). Know a product's name? Just check an index near the back of the book for a complete description. Suppliers are listed with addresses, phone numbers, and purchase policies.

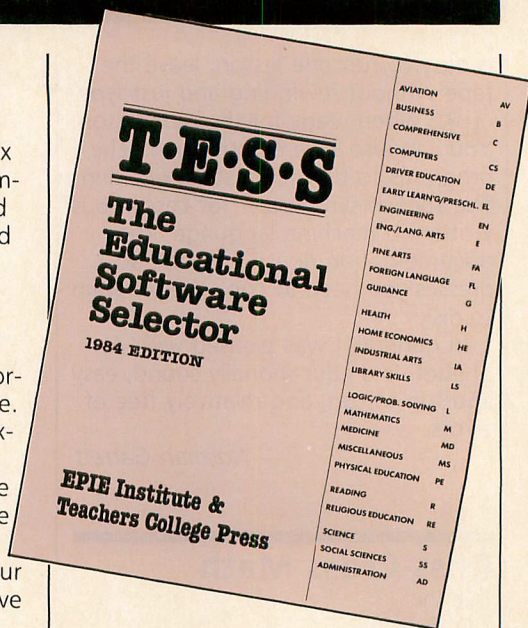
How To Use It

Each entry in the software list is organized like the sample in the Figure. As you can see, the description is exhaustive.

Compare the program type, grade level, scope, configuration, and price with your own requirements. If the criteria match, add the program to your list of potential purchases. If not, move on to the next entry.

Of the 5000 pieces of software listed in TESS, 2000 refer to reviews in other publications, along with a code for the general tone of the review (+ means favorable, - unfavorable, 0 neutral). Don't rely on these codes completely — a review may have been favorable or unfavorable for reasons unimportant to your application. The publications and their addresses are listed, so you can easily order back issues and read the reviews for yourself.

When you've made a list of potential software purchases and narrowed it down to half a dozen or so, contact the manufacturers to confirm features, system requirements, and price. You may be able to get preview copies of a piece of software, or to negotiate a special price for multiple copies or a networking copy.



If you're not sure how to choose among several tempting software packages, check out the introductory essay and the questionnaires at the back of the book. After you read TESS's "Seven Steps for Responsible Software Selection" and answer all the queries, you should be ready to make a decision. Future editions of TESS will help you choose administrative software.

TESS is a good, solid starting point for your inquiries. It belongs in every school library, right next to the other reference books. Don't request a purchase order for software listed in TESS until you've done some additional homework, though.

And remember that software companies sprout faster than crocuses in Spring. You'll probably see ads for software that's not listed in this edition of TESS, but with this solid reference behind you, you'll be able to ask the right questions of any software company.


— Lynn Rognsvoog, staff

① **NK 9 K-8 MATH PROGRAM VOL. I** **Cat. 26-1715** ③
 ② **Types:** Rote drill, skills practice. **Grades:** Kinder.-8
Uses: School; for main-line curric., remedial. ④
 ⑤ **Scope:** Mult. topics, mult. years. **Grouping:** Indiv. ⑥
 ⑦ **Description:** Practice on four basic arithmetic operations. Has diagnostic and mastery testing. Average lesson is 15 minutes. Not copy protected, not list protected. Network version available. ⑧
 ⑨ **Configuration/Price:**
 1. Radio Shack TRS-80 Mod I/III/IV, 48K, 5-in. floppy disk dr., Disk BASIC, TRSDOS; on disk \$199. ⑩
 2. Radio Shack Color Computer, 16K, cass. recorder, tape \$199, on disk \$199.
 3. Radio Shack TRS-80 Mod I/III/IV, 16K, cass. recorder, BASIC; on tape \$199.
 ⑪ **Components:** 10 prog's, 5 cassettes/4 diskettes, 2 workbooks.
 ⑫ **Availability:** Radio Shack. ⑬
 ⑭ ***Reviews:** EPIE 03/81 (+); EL 9/82 (+). ⑬
 ⑮ **User Site:** For names, contact Dr. Lee Droegemueller, Univ. of Arizona Tel: 602/626-5955 ⑮

Figure. A Sample Entry in TESS

1. Name, catalog number, release date
2. Type of program
3. Grade level
4. Suggested audience
5. Number of topics and length of course
6. Group size (individuals, pairs, etc.)
7. Description and lesson length
8. Copy protection and network status
9. Minimum system configuration and price
10. Distribution medium
11. Books and disks or cassettes
12. Suppliers
13. Negative, neutral, or positive review
14. Review citation
15. Contact for more information

Get the most out of BASIC09



The **OFFICIAL BASIC09 TOUR GUIDE** is skillfully written in a friendly and easy-to-read style. Just perfect for those new to computers and to BASIC09. It's also a *valuable reference book* for programmers, engineers, students and hobbyists, providing an in-depth look at BASIC09 plus an overview of the OS-9 operating system. Comprehensive reference sections on BASIC09 and OS-9 commands are also included. The book "maps" out your route through the Mercedes of Basics . . . BASIC09 and puts you in the driver's seat in no time. Fasten your seatbelt, sit back and enjoy the ride to perfecting your programming skills.

MICROWARE . . .

The **OFFICIAL BASIC09 TOUR GUIDE** comes from the people who wrote BASIC09. As the leader in 6809 system software, we at MICROWARE care about our users and want to help you get the most from our products.

It's Easy to Order.

Phone orders are accepted from MasterCard or VISA cardholders or for COD shipment. You can also order by mail using the coupon below. Quantity discounts are available to educational organizations and dealers. For further information contact Microware.

MICROWARE SYSTEMS CORPORATION
P.O. Box 4865
Des Moines, IA 50304, U.S.A.
Phone (515) 279-8844
Telex 910-520-2535

Please send _____ copies of the **Basic09 Tour Guide** book at \$18.95 each. Add \$2.00 for UPS shipping in the U.S. or \$5.00 for overseas air mail per book. Iowa residents add 4% sales tax.

Name _____

Address _____

City _____

State _____ Zip _____

- I have enclosed a check
 Charge to my bank card:
 MasterCard VISA
 Card Number _____
 Expiration _____

microware[®]
microware

Specialists in system software for 68-family microprocessors since 1977.

OS-9 and BASIC09 are trademarks of Microware and Motorola.

Circle No. 87 on Reader Service Card

Hands On!

by Children's Computer Workshop
Radio Shack
One Tandy Center
Fort Worth, TX 76102

32K
\$99, disk

Your students won't be able to keep their hands off Hands On! Educators are always looking for colorful kits to challenge their students with a combination of fun and educational experiences. Hands On! provides these and more.

Hands On! is a beginning computer experience for upper primary grade students. It is education oriented, not a video arcade type of game. Inside its storage box is found an instruction book (teacher's manual) and two learning modules, "Blackboard" and "Color It." Each module contains reproducible worksheets, sturdy activity cards, an activity and a class disk, board games, and suggested educational activities. These well-documented modules come complete with notes on educational objectives, ideas for educational applications, teaching extensions, and an easy-to-understand computer glossary.

The manual provides clear general information, especially regarding disk use. The manual did *not* advise me to make a back-up disk. I did, however, and had no trouble using the Radio Shack DOS back-up procedure. I suggest you make a copy of the class disk once you have entered the data.

The producers of Hands On! have not write-protected their disks. You should! Again, the Radio Shack DOS procedure helped me: I inadvertently began to put my class list on the activity disk. Fortunately, one of the very fine features of this kit is a routine to fix such errors — like the screen prompt that told me I had inserted the wrong disk!

Blackboard

Blackboard is a daring language arts-based computer learning activity which will launch your students into the galaxy of computer use and careers. It introduces or reinforces the primary concepts of word processing, computer sorting and filing, and electronic mail.

The manual includes a set of directions easily followed by even the computer novice. This section of the book, supplemented by the timely screen prompts, increases Blackboard's fun and educational format.

The Learning Manager for Blackboard lets you place up to forty students on one of the three individualized computer skill levels. You can modify or review this list. You may give some students the option to save their blackboard(s) on an individual disk, as well as on the class disk (storage disk provided in the kit).

For this activity the keyboard is to be used like a typewriter. A piece of colored "chalk" (a flat cursor) underscores the space where the next character will appear on the screen. You can see each character appear on the screen as it is typed. It may require some time for your learners to locate the correct key. This would be a good time for you to supplement Hands On! with a keyboarding lesson or program.

Your students can make the "chalk" change to one of six colors. Using this ability, your students can create a colorful screen. Some word processing skills and concepts are practiced as they maneuver the "chalk" around the screen. They can also erase one space or the entire blackboard. A beep sounds with each movement.

Level one is the most basic: students type on or edit only one screen. They do not have the option to save their text or to share it.

Level two users may type on or edit up to six blackboards. They can also choose to title or save their boards. The directions for applying these added options are conveniently displayed on the screen.

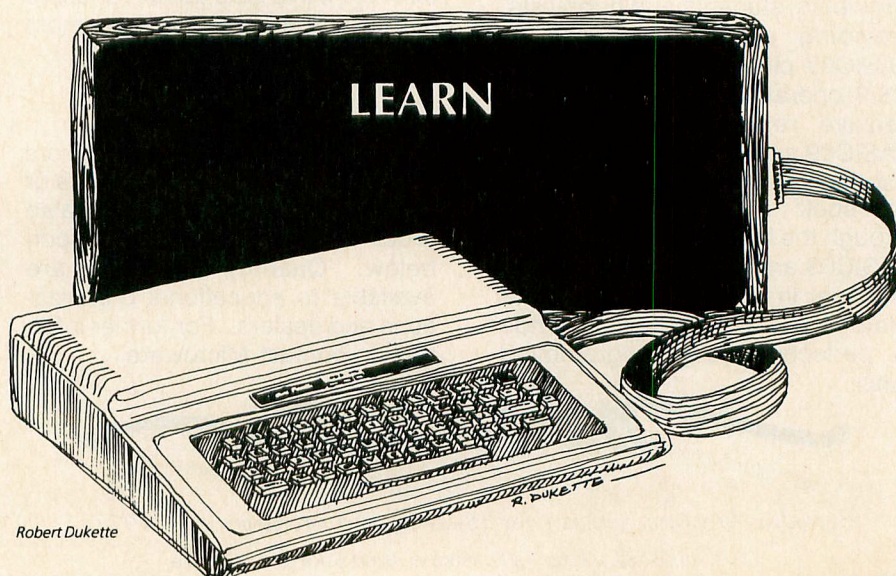
Level three students are allowed to type on, edit, save, title plus recall and share up to six boards. Once the students have mastered this level, they may be ready for a simple word processor.

**"Your students
won't be able
to keep their hands off
Hands On!"**

I was initially discouraged by the seemingly limited writing area available on each blackboard (eight columns, 15 to 21 spaces per line depending upon character size, and 120 to 168 spaces per board depending upon character size). But it proved sufficient; don't expect your students to write a lengthy novelette.

You will discover the manual's Teaching Extensions make these learning modules enjoyable and easy to apply. Each set of suggested activities includes its own educational objective, coordinated with a reproducible worksheet.

Durable and colorful Activity Cards come complete with educational activity ideas, a materials list, and directions for using the cards. The "How To Play Blackboard" reference card lets you use the activity without having to constantly refer to the manual.



Robert Dukette

And there's more! A board game (included in the kit) reinforces the computer game's educational goals. I suggest you protect the paper board and paper cards so you or your students can play often. You will want to review and familiarize yourself with the rules and directions of this part of the module prior to its use.

Color It

Color It is the second learning module in this kit. This easily-used computer learning activity unleashes the artist in everyone, through the challenge of computer graphics lessons. I found lower elementary students eager to use it.

Your students will learn how important the location of the place finder (blinking cursor) is on the screen. They can control the place finder movement by depressing the appropriate Left, Right, Down, or Up Arrow key. By experimenting with these keys students will discover they can achieve diagonal movement by pressing one horizontal and one vertical key simultaneously.

Students may select the shape, texture, color, and directional movement of the place finder. These attributes can be altered at any moment and the computer will instantly remix the selections. The drawing options are displayed in a set of boxes at the bottom of the screen. The first box shows the available color/texture choices when the user depresses the c key. This can be repeated until the desired choice appears on the screen in the "color puddle" above the graphic letter C.

The shape of the place finder on the screen (the second box) can be changed by depressing the s key, also repeated until the desired shape appears.

Many second graders using this program quickly realized that the third box depicts a pen off the line ("paper"). In this position the place finder cannot draw any image on the screen. When the picture of the pen shows it in contact with the line, the place finder will draw on the screen. The position of the pen will change when the p key is depressed.

The speed of the place finder's movement across the screen can be reversed by depressing the m key. The picture of the turtle above the graphic M stands for slow movement of the line across the screen. The picture of the rabbit is easily understood to mean fast movement.

NEW! TEAC

2-SS/DD 40 TRACK DRIVES

VIP WRITER

Disk Word Processing Program, J&M Controller with J-DOS, Cable and Disk Manual. All for only... **\$599**

Works with all COCO'S including COCO II

PRINTERS



Gemini 10X w/Botek Interface 120 CPS Dot Matrix

\$349.95

PBH add \$20

Star Micronics Power Type Complete w/Cable, 15" Carriage Letter Quality Daisy Wheel, 18 CPS.....

\$469.95



MISC.

Verbatim Diskettes SS/DD **24.95**
BOX OF 10

NAP 12" Green Monitor w/Sound **109.95**

VIDEO PLUS **24.95**

VIDEO PLUS IIM **26.95**

VIDEO PLUS II COLOR **39.95**

Florida Residents add 5% Sales Tax

Add \$10 S & H on all printer, monitor and disk orders;

\$3 on all others

Mon-Sat 10:5-30 PM

WE STOCK OVER 300 COCO ITEMS. SEND SASE TO RECEIVE FREE NEWSLETTER Visit Our Retail Store.



FAMILY COMPUTERS

4047 Bee Ridge Road, Sarasota FL 33582
ORDER LINE 813-921-7510



24 HR. BBS
813-924-COCO

Circle No. 169 on Reader Service Card

SOFTWARE

CASTLE RAGOONA by Chris Pelley. Order now and receive *Enchanted Village* on flip side...FREE! Two great adventures that do not require ext. basic. Only... **19.95**

Color Com-E Disk or Cart.... **49.95**

Graphicom Disk..... **29.95**

Graphicom Foot Switch..... **7.95**

Cosmos
COMPUTER SERVICES, INC.

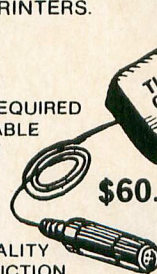
112 W. WISCONSIN AV.
KAUKAUNA, WI 54130
(414) 766-1851

THE COMPLETE TRS-80® LINE

STOCK ITEMS SHIPPED SAME DAY!

- ELITE CALC \$54.95
- ELITE WORD \$54.95
- ELITE FILE \$67.00
- TOM MIX CALL FOR PRICE
- SOFTWARE FOR PRICE

THE COSMOS CONNECTION IS A COMPLETE SERIAL TO PARALLEL INTERFACE FOR THE COLOR COMPUTER TO THE GEMINI — 10X and 15X PRINTERS.



\$60.00

- NO AC REQUIRED
- SWITCHABLE BAUD RATE
AT: 600
1200
2400

- HIGH QUALITY CONSTRUCTION
- COMPACT
- 90 DAY WARRANTY

THE GEMINI-10X PACKAGE READY TO PLUG IN TO YOUR COLOR COMPUTER ONLY*

10X - \$289.00
15X - \$445.00
Delta 10 - \$484.00
Delta 15 - \$597.00

\$339.00
GEMINI - 10X PACKAGE **



*Plus - U.S. ORDERS Add \$10.00 Shipping & Handling
*Plus - CANADIAN ORDERS Add \$25.00 for Shipping & Handling.
**FREE - Shipping & Handling in U.S. with Package Orders
**Plus - CANADIAN ORDERS Add \$15.00 for Shipping & Handling with Package Orders

TRS-80 IS A TRADEMARK OF TANDY CORP. PRICES AND SPECIFICATIONS SUBJECT TO CHANGE.

star
MICRONICS-IRE
THE POWER BEHIND THE PRINTED WORD.

Circle No. 155 on Reader Service Card

Color Computer/31

EDUCATION

Anxious or timid users can erase their screen to begin again by depressing the C key until the "color puddle" is black. Next the Shift key and then the *Clear key should be depressed*; the picture will seem to shatter as it blends with the background.

My advanced students called upon the additional fun functions offered only in levels two and three of Color It. By depressing the F key they could alter the location of a picture on the screen or change its color. These features were fun but they also proved confusing to students with perceptual difficulties.

The Learning Manager which augments Color It offers individualized instruction by letting you create and edit class lists (up to 40 students) or read class summaries. The computer will automatically alphabetize and sort your class list for you. Level three is distinguished from level two by the ability to save and share creations.

You and your students will profit from the many teaching extensions suggested to supplement Color It. These ideas, like those in Blackboard, include educational objectives, related

activities, and a set of reproducible worksheets.

The Activity Cards for Color It are also easy to use. They suggest several creative ideas which will amplify the module's educational goals. A list of all the materials needed to implement these activities is included.

"The students using this kit were able to play easily and they learned quickly."

The game board further extends the flexibility of Color It, and reinforces the educational goals of this learning module. You will find the directions for the game, game rules, and other suggestions in the manual.

I found the repetitive task of creating or working with the class lists the most time-consuming aspect of these modules. However, the students using this

kit were able to play easily and they learned quickly. They discovered the logical letter/picture association and book/screen directions to be very helpful.

Hands On! is most valuable for upper primary grade levels. Although upper grade elementary students showed initial interest, they quickly became bored. My congratulations to Radio Shack and the Children's Computer Workshop for providing such a worthwhile computer activity for younger learners.

— John P. Smith

Mix and Match

TCE Inc.

P.O. Box 2477

Gaithersburg, MD 20879


(301)963-3848

\$16.95 cassette

16K Color Basic

Mix and Match is a memory game — you must match hidden pairs of shapes or pictures (like the game Concentration). It's not an original con-

Computer Servo Controlled Robot Arm



Call or Write for Free Catalog

Analog Micro Systems

5660 Valmont Road • Boulder, Colorado 80301 • Tel: (303) 444-6809

Robot-1

Keyboard or Joystick Control

Remembers Everything It Did & does it again

Typical System Includes:

- Robot-1 & Cables
- 6 Channel Servo Controller
- Power Supply
- All Software with source code

Modular Robotic Accessories:

- Mobile Cart for Traveling Robot
- Radio Links between all Functions
- Robot-mounted MicronEye
- Ultrasonic Range Finder

Robot-1 Series

starting at \$289.00
for the Color Computer
and 6809 SS50 Computers

Additional Systems Available

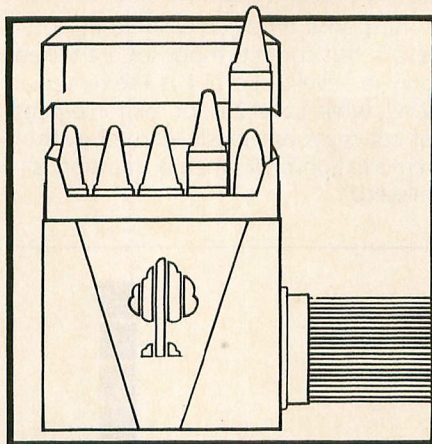
Robot-1R for Radio Control Systems

cept, but Mix and Match is uncomplicated and straightforward. A young child can play with minimal parental direction.

Twelve small squares labeled A – L appear on the screen. To play, you press one letter choice and then another, revealing the hidden low-resolution graphic drawings. If the drawings match, you're rewarded by a strobing color border and musical tones. The game continues until you've matched all pairs.

Mix and Match is not advertised for any particular age group. However, it appears to be most appropriate for pre-school through first grade. Uppercase letter recognition, as well as some shape discrimination, is a prerequisite. Older children may find this program overly repetitious, as there is only a limited set of pictures available. I'd like to see more levels of difficulty incorporated into the program.

If you are operating a 16K Extended Color Basic system, take note: You must enter PCLEAR 1 before loading or an OM error will appear. The program requires a few more bytes than are



available upon normal ECB start up, so the reserved graphics pages in RAM must be cleared.

The documentation is short, but adequate. Included are loading and back-up instructions for the non-copy-protected tape. This program can also be backed-up on disk without problems.

Mix and Match is a simple memory game for early learners at a fairly reasonable price. It would be an even better value if more levels of difficulty were available within the program.

— Mark Haverstock

The Solar System

Radio Shack
One Tandy Center
Fort Worth, Tx 76102
\$59.95, cassette

Was Pluto discovered on January 23, 1930, February 8, 1930, or March 13, 1930? Who discovered Pluto? How was Pluto discovered? You'll be able to answer these questions and many others after working through The Solar System.


The Solar System is a talk-tutor program that teaches about the planets in our solar system. The program gives background information on each planet, graphic representations, astronomical symbols, and some interesting facts both on the screen and on the accompanying audio tape. For instance, Uranus was discovered in 1781, almost 150 years before Pluto.

The planet Pluto and its discovery are featured in The Solar System. The narrator of these sections is Dr. Clyde Tombaugh, the astronomer who discovered Pluto. It is exciting to hear Dr.

PARALLEL PRINTER INTERFACE

FOR THE RADIO SHACK COLOR COMPUTER

- * Runs any parallel printer from the Color Computer serial I/O port.
- * No hardware modifications or software patches needed. Works with all standard Color Computer commands including graphics.
- * Switch selectable baud rates from 300 to 9600.
- * All cables and connectors included.
- * Most printers supply power at the parallel port. With these printers you may order your interface without the power module. Printers that require the power module are: Epson, Panasonic, Smith-Corona TP1, Centronics, and Mannesman Tally.
- * Modem users ! You may order your Botek interface with a modem cable and switch to select between your printer and modem. Several modem connectors are available, so please tell us what modem you have.
- * Price: Model CCP-1 ----- \$ 69.
Model CCP-2 -with modem cable and switch--- \$ 84.
Either model without power module deduct --- \$ 3.
Shipping costs included in price.
Michigan residents add 4% sales tax.
- * 1 year warranty.



- * We carry the finest disk drive system that you can use with your Color Computer. The system includes: TEAC double sided disk drive, drive enclosure and power supply, J & M disk controller, and cable. We configure the TEAC drive so that it can be used as two single sided drives or as a double sided drive. The J & M disk controller is Radio Shack compatible ----- \$ 425.

* PRINTER SPECIALS *

- C-itho Prowriter plus CCP-1 ----- \$ 389.
- Gemini 10X plus CCP-1 ----- \$ 339.

Order from:

BOTEK INSTRUMENTS

313 739-2910

4949 HAMPSHIRE, UTICA, MICH., 48087

Dealer inquiries invited

Tombaugh talk about his work — and it makes students aware that famous scientists are real people.

Other parts of The Solar System's narration are a bit fast, especially for younger learners.

The Solar System asks questions to which the user responds by pressing the number of the correct answer. A summary of correct responses is given at the end of the program.

An attractive wall poster and a hard-cover book on Pluto by Tombaugh and astronomer Patrick Moore are included with the package. The book is a good resource for any students intrigued by the planet Pluto.

Like a good video tape, a talk-tutor program probably won't be used many times. Parents may not want to make the relatively large investment in a program their children will run only two or three times. Schools and libraries on the other hand, will find the program extremely economical. Each new school year will bring new groups of children to see this program in action. The packaging is durable and the program interesting — it can be used over and over.

The Solar System runs for approximately 30 minutes. The book and poster enhance its educational value, and Dr. Tombaugh's narration makes the discussion of Pluto's discovery more relevant. The discussion of the other planets makes this program an interesting lesson on the total solar system.

— Paul Kimmelman

Mathfact

B5 Software
1024 Bainbridge Pl.
Columbus, OH 43228
16K Extended Color Basic
\$16.95 cassette, \$18.95 disk

Mathfact will help first- to fifth-graders learn addition, subtraction, multiplication and division.

Mathfact has two levels. The first displays math problems along with counting blocks. The result looks like Figure 1. Level 2 presents problems only, without counting blocks. If you enter a wrong answer in Level 2, the problem appears again with counting blocks.

Response time is measured at both levels, but correct responses are tallied only in Level 2. Level 1 is the remedial level, while Level 2 is for reinforcement of concepts previously learned, with remediation only when a question is missed.

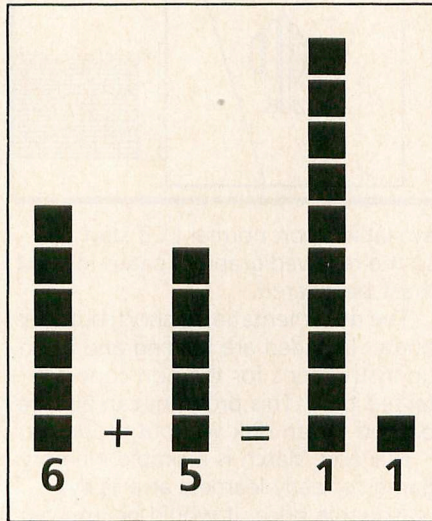


Figure 1. Counting with Blocks

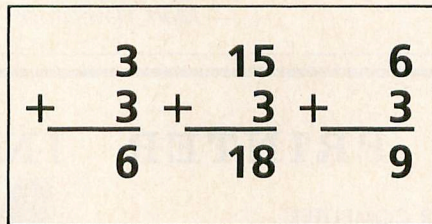


Figure 2. Level 2 Addition

After getting 100% correct in Level 2, or after finishing Level 1, the student is allowed to play a number-guessing game. The child must guess a number in a given range within four tries. I had a hard time with this game — it's not a pushover.

A student who just wants to play the game can be assured of that opportunity by always selecting Level 1. Smart kids will figure this out quickly — I wish the program "locked out" Level 1 when a student went through it once correctly.

Program Strengths

The counting block idea in Level 1 is good, as it will supplement number theory and place value instruction. The sequence of instruction is controlled by the student, a good feature for drill and practice software, since not all students need work in the same areas.

The vertical problem format of Level 2 is normal and realistic. All too often, problems are shown in linear form, something the student has not seen before.

Program Weaknesses

Although instructional objectives are alluded to in the documentation, those objectives are not clearly stated anywhere. It is difficult to judge whether a program meets its objectives if the objectives themselves are not clear.

Documentation is sparse, and on-line documentation does not always correspond with written documentation. For example, the "A" option for selecting a mixture of addends does not appear on the menu but is mentioned in the booklet.


Recommendations

Mathfact is an adequate drill and practice program. It does not instruct, but can be used for remediation and reinforcement of previously-learned concepts. It is best used by individual students, rather than by a group.


I suggest several improvements for future releases:

- Include specific instructional objectives at the beginning of the documentation.
- Correlate on-line and written documentation and menus.
- Improve the reward game, especially for first and second graders.

— Norman Garrett



Peter Hall



ALSO AVAILABLE FROM GREEN MOUNTAIN MICRO

Lowerkit II*, \$79.95 /\$49.95 kit

64K Color memory upgrade kit, \$49.95

MC-10 added 4K upgrade kit, \$19.95

CoCoPort interface, \$49.95 /\$39.95 kit

RAM/ROM pack, \$29.95 /\$19.95 kit

Scroll-A-Roll software video text display, \$24.95

TV Buff II*, improved to handle virtually all monitors, \$14.95

Color Quaver, Software Music Synthesizer, \$19.95

*(Add \$2.50 shipping and handling)
Specify Color Computer or CoCo II

DON'T GET BURNED

THE COLOR BURNER FROM GREEN MOUNTAIN MICRO

Latently I've been hearing that you want to program erasable read-only memories (EPROMs). It seems you want to create your own program cartridges, or make changes to your Basic ROMs, or turn your CoCo into some different animal.

The problem is, most EPROM programmers cost over \$100, and \$100 is big dues to pay. You want to burn EPROMs, not get burned in price — or quality.

So, I've put together the Color Burner, an EPROM programmer that will burn all the "27" family — 2716, 2732, 2764, 27128. Yes, it will also burn 68764 replacements for your Basic ROMs and, no, it won't break your budget.

Although my Color Burner doesn't cost a whole lot, you won't get burned over quality. I don't cut corners in hardware. I use the best fiberglass boards, with gold edges, protective solder masking and silk-screened legends. Before I send you a Color Burner, I test it by actually programming an EPROM.

So how can it be good if it's so inexpensive? First of all, you can only get a Color Burner from Green Mountain Micro. No dealers are adding to its price. Second, it isn't fancy. No high-tech power supplies are in sight. You've got to add three homely, low-tech 9-volt batteries to get it

going. Finally, it won't set new standards of complexity. It's simple, hardworking and reliable.

You can get your Color Burner complete or *a la carte*: try an assembled and tested unit, a kit, or just a bare board. Order it with or without programming software. Both kits and assembled units come with over 40 pages of documentation, complete program listings, and schematics. Nothing is hidden.

You'll burn those EPROMs, you won't get burned, and my technical support staff will keep you from getting burned up if you have a question or need help.

You Won't Get Burned with The Color Burner


- Assembled/tested with software, \$69.95.
- Assembled/tested only, \$64.95.
- Complete kit with software, \$56.95.
- Complete kit only, \$49.95.
- Board/documentation with software, \$30
- Board/documentation, \$23
- Bare board only, \$20
- ColorPack 8/16K ROM/RAM cartridge kit, \$19.95.
- 2716 and 2732 EPROMs available.

Specifications:

Programs 24/28-pin EPROMs, providing 21/25-volt programming pulses under software control. Includes unwired personality module. Requires three 9-volt batteries (not included). Tape software supports 2716 through 27128 and 68764/66 EPROM families, and requires 32/64K Extended Color Basic.

The Micro Language Lab Presents "Learning the 6809"

- Authored by Color Computer Magazine columnist Dennis Bathory Kitsz
 - 24 half-hour lessons on twelve cassettes
 - 236 pages of text and complete dox for all the smart chips, including 6809E, 6821, 6847, and 6883
 - 35 sample programs ready to load, list, and run
 - 1,500 programmed question and answer system
 - Learn not only how to put a dot on a screen, but also where and why.
- \$99.00 (plus \$3.50 shipping and handling).
Dealer and club inquiries invited.
Not sure? Request our sample page and table of contents.



Green Mountain Micro
Bathory Road, Box C
Roxbury, Vermont 05669
802-485-6112

Hours: 9am-5pm, Monday-Friday
COD/VISA/MASTERCARD
TRS-80 is a trademark of Tandy Corporation

VIP Writer™

(Formerly Super "Color" Writer II)
By Tim Nelson

Includes
VIP Speller
at no
additional
cost!!

RATED TOPS IN RAINBOW, HOT COCO, COLOR COMPUTER MAGAZINE & COLOR COMPUTER WEEKLY

The most powerful and easy-to-use word processor is available in the showpiece and workhorse of the **Library: The VIP Writer™**. Because of its undisputed superiority over all Color Computer word processors, it was selected by Dragon Data Ltd. of England and TANO in the U.S., to be the Official Word Processor for their line of Dragon microcomputers.

The result of two years of research, the **VIP Writer™** offers every feature you *could desire* from a word processor. It is the most powerful, fastest, most dependable and most versatile. With the hi-res display, workspace and compatibility features built into the **Library the Writer** is also the most usable.

"... Nearly every feature and option possible to implement on the Color Computer. The design of the program is excellent; the programming is flawless... Features for the professional, yet it is easy enough for newcomers to master... Certainly one of the best word processors available for any computer..." October 1983 "Rainbow"

"Word processing with VIP Writer is like driving a high-performance vehicle... This Ferrari of a package has more features than Telewriter, Easywriter (for the IBM PC), or Applewriter..." October 1983 "Hot CoCo"

The **Writer** will work with you and your printer to do things you always wanted to do. Every feature of your printer can be put to use, every character set, every graphics capability at any baud rate, EVEN PROPORTIONAL SPACING. All this with simplicity and elegance. You can even automatically print multiple copies.

Although all versions feature tape save and load, the disk version provides the Mini Disk Operating System common to the whole **Library**, plus disk file linking for continuous printing.

Professional features of particular note:

- Memory-Sense with **BANK SWITCHING** to fully utilize 64K, giving not just 24 or 30K, but up to 61K of workspace with the rompak version and 50K with the disk version.
- **TRUE FORMAT WINDOW** allowing you to preview the printed page **ON THE SCREEN BEFORE PRINTING**, showing centered lines, headers, FOOTNOTES, page breaks, page numbers, & margins in line lengths of up to 240 characters. It makes HYPHENATION a snap.
- A **TRUE EDITING WINDOW** in all 9 display modes for those extra wide reports and graphs (up to 240 columns!).
- **FREEDOM** to imbed any number of **PRINTER CONTROL CODES** anywhere, **EVEN WITHIN JUSTIFIED TEXT**.
- Full 4-way cursor control, sophisticated edit commands, the ability to edit any BASIC program or ASCII textfile, **SEVEN DELETE FUNCTIONS**, LINE INSERT, LOCATE AND CHANGE, wild card locate, up to **TEN SIMULTANEOUS** block manipulations, word wrap around, programmable tabs, display memory used and left, non-breakable space, and headers, footers and FOOTNOTES.
- Automatic justification, automatic pagination, automatic centering, automatic flush right, underlining, superscripts, subscripts, pause print, single-sheet pause, and print comments.
- Type-ahead, typamatic key repeat and key beep for the pros, **ERROR DETECTION** and **UNDO MISTAKE** features, 3 **PROGRAMMABLE** functions, auto column creation, and an instant on-screen HELP TABLE.

32K (Comes with tape & disk) \$59.95

(Includes VIP Speller)

VIP Speller™


WITH A 50,000 WORD INDEXED DICTIONARY!

By Bill Argyros

Gone are the eyestrain, boredom and fatigue from endless proof-reading. **VIP Speller™** is the fastest and most user-friendly speller for your CoCo. It can be used to correct any ASCII file — including **VIP Library™** files and files from **Scriptit™** and **Telewriter™**. It automatically checks files for words to be corrected, marked for special attention or even added to the dictionary. You can even view the word in context, with upper and lowercase. **VIP Speller™** comes with a specially edited 60,000 word dictionary which, unlike other spellers for the CoCo, is indexed for the greatest speed. The shorter your file, the quicker the checking time. And words can be added to or deleted from the dictionary or you can create one of your own. **VIP Speller™** also comes with the **Library's** mini disk operating system for easy disk manipulation.

32K DISK ONLY \$39.95

Lowercase displays not available with this program.



VIP Calc™

(Formerly Super "Color" Calc)

By Kevin Herrboldt

You can forget the other toy calcs — The real thing is here! No other spreadsheet for the Color Computer gives you:

- 20 ROWS BY 9 COLUMNS ON THE SCREEN AT ONCE
- LOWERCASE LETTERS WITH DESCENDERS
- UP TO 16 CONCURRENT DISPLAY WINDOWS
- FLOATING-POINT MATH
- CHOICE OF SINGLE AND DOUBLE PRECISION
- WORKS WITH BASE 2, 10, AND 16 NUMBERS
- UP TO 512 COLUMNS BY 1024 ROWS
- USER DEFINABLE WORKSHEET SIZE FOR MORE MEMORY
- LOCATE FUNCTION TO FIND CHECK NUMBERS, NAMES, ETC.
- COLUMN/ROW MULTIPLE SORTS
- PROGRAMMABLE FUNCTIONS
- IMBEDDABLE PRINTER CONTROL CODES
- 21 ALTERABLE PRINT FORMAT PARAMETERS
- ON-LINE HELP TABLES
- DOES NOT REQUIRE FLEX OR BASIC

VIP Calc™ is truly the finest and easily the most powerful electronic worksheet and financial modeling program available for the Color Computer. Now every Color Computer owner has access to a calculating and planning tool better than VisiCalc™, containing all its features and commands and then some, WITH USABLE DISPLAYS. Use Visicalc templates with **VIP Calc™**!

There's nothing left out of **VIP Calc™**. Every feature you've come to rely on with VisiCalc™ is there, and then some. You get up to **5 TIMES** the screen display area of other spreadsheets for the Color Computer and Memory-Sense with **BANK SWITCHING** to give not just 24, or 30, but **UP TO 33K OF WORKSPACE IN 64K!!** This display and memory allow you the **FULL SIZE, USABLE WORKSHEETS** you require. You also get: User definable worksheet size, up to 512 columns by 1024 rows! * Up to **SIXTEEN VIDEO DISPLAY WINDOWS** to compare and contrast results of changes * **16 DIGIT PRECISION** * Sine, Cosine and other trigonometric functions, Averaging, Exponents, Algebraic functions, and **BASE 2, 8, 10 or 16** entry * Column and Row, Ascending and Descending **SORTS** for comparison of results * **LOCATE FORMULAS OR TITLES IN CELLS** * Easy entry, replication and block moving of frames * Global or Local column width control up to 78 characters width per cell * Create titles of up to 255 characters per cell * Limitless programmable functions * Typamatic Key Repeat * Key Beep * Typeahead * Print up to 255 column worksheet * Prints at any baud rate from 110 to 9600 * Print formats savable along with worksheet * Enter **PRINTER CONTROL CODES** for customized printing with letter quality or dot matrix printer * Combine spreadsheet tables with **VIP Writer™** documents to create ledgers, projections, statistical and financial reports and budgets.

Both versions feature Tape save and load, but the disk version also has the Mini Disk Operating System of the entire **Library**.

32K (Comes with tape & disk) \$59.95

32K does have hi-res displays, sort or edit.

Check These Library Prices:

- Fully CoCo 2 Compatible
- Nine Display Formats: 32 by 16
51, 64, 85 by 21 or 24
- True Lowercase & Descenders
- Four Different Display Colors
- 32 & 64K Compatible
- Memory Sense - Bank Switching
- Up to 51K Disk, 53K Tape
- Mini Disk Operating System
- Compatible With All Printers

VIP Terminal™

(Formerly Super "Color" Terminal)

RATED BEST IN JANUARY 1984 "RAINBOW"

By Dan Nelson

From your home or office you can join the communication revolution. The **VIP Terminal™** opens the world to you. You can monitor your investments with the Dow Jones Information Service, or broaden your horizons with The Source or Compuserve, bulletin boards, other computers, even the mainframe at work.

For your important communication needs you've got to go beyond software that only lets you chat. You need a smart terminal so that you can send and receive programs, messages, even other **VIP Library™** files. **VIP Terminal™** has "more features than communications software for CP/M, IBM and CP/M 86 computers." Herb Friedman, Radio Electronics, February 1984.

FEATURES: Choice of 8 hi-res lowercase displays * Memory-Sense with BANK SWITCHING for full use of workspace * Selectively print data at baud rates from 110 to 9600 * Full 128 character ASCII keyboard * Automatic graphic mode * Word mode (word wrap) for unbroken words * Send and receive **Library** files, Machine Language & BASIC programs * Set communications baud rate from 110 to 9600, Duplex: Half/Full/Echo, Word length: 7 or 8, Parity: Odd/Even or None, Stop Bits: 1-9 * Local linefeeds to screen * Save and load ASCII files, Machine Code & BASIC programs * Lowercase masking * 10 Keystroke Multiplier (MACRO) buffers to perform repetitive pre-entry log-on tasks and send short messages * Programmable prompt or delay for send next line * Selectable character trapping * Send up to ten short messages (KSMs), each up to 255 characters long, automatically, to save money when calling long distance.

All versions allow tape load and save of files and KSMs, but the disk version also has the Mini Disk Operating System common to the **Library**.

32K (Comes with tape & disk) \$49.95
(Tape comes in 16K but without hi-res displays)

Circle No. 57 on Reader Service Card



9072 Lyndale Avenue So. 612/881-2777

Minneapolis, Minnesota 55420 U. S. A.

TRS-80 is a trademark of Tandy Corp. VisiCalc is a trademark of VisiCorp.

**AUTHOR'S SUBMISSIONS
ARE ENCOURAGED.**

VIP Database™

(Formerly Super "Color" Database)

INCLUDES MAIL MERGE CAPABILITIES TOO!

By Tim Nelson

This high speed MACHINE LANGUAGE program *fills all your* information management needs, be they for your business or home. And it does so better than any other database program for the Color Computer, featuring machine code, lowercase screens and mailmerge capabilities. Inventory, accounts, mailing lists, family histories, you name it, the **VIP Database™** will keep track of all your data, and it will merge **VIP Writer™** files.

The **VIP Database™** features the **Library** Memory Sense with BANK SWITCHING and selectable lowercase displays for maximum utility. It will handle as many records as fit on your disk or disks. It is structured in a simple and easy to understand menu system with full prompting for easy operation. Your data is stored in records of your own design. All files are fully indexed for speed and efficiency. Full sort of records is provided for easy listing of names, figures, addresses, etc., in ascending or descending alphabetic or numeric order. Records can be searched for specific entries, using multiple search criteria. With database form merge you may also combine files, sort and print mailing lists, print "boiler plate" documents, address envelopes - the list is endless. The math package even performs arithmetic operations and updates other fields. Create files compatible with the **VIP Writer™** and **VIP Terminal™**. Unlimited print format and report generation with the ability to imbed control codes for use with all printers.

As with all other **Library** programs, the **Database** features the powerful Mini Disk Operating System.

32K DISK \$59.95

64K Required for math package & mail merge

VIP Disk-ZAP™

(Formerly Super "Color" Disk-ZAP)

RAVED ABOUT IN THE APRIL 1983 "RAINBOW!"

By Tim Nelson

Your database file disk, form letter disk, or BASIC program disk goes bad. An I/O error stops loading, or even backing up of the disk. Weeks, even months of work sit on the disk, irretrievable. Now catastrophic disk errors are repairable, quickly and with confidence, using the **VIP Disk-ZAP™**. It is the ultimate repair utility for simple and quick repair of all disk errors. Designed with the non-programmer in mind, the **VIP Disk-ZAP™** will let you retrieve all types of bashed files, BASIC and Machine Code programs.

This high-speed machine code disk utility has a special dual cursor screen display to look at the data on your disk. You are able to: Verify or modify disk sectors at will * Type right onto the disk to change unwanted program names or prompts * Send sector contents to the printer * Search the entire disk for any grouping of characters * Copy sectors * Backup tracks or entire disks * Repair directory tracks and smashed disks * Full prompting to help you every step of the way * 50-plus page Operators Manual which teaches disk structure and repair.

16K DISK \$49.95

Lowercase displays not available with this program.



For Orders ONLY
— Call Toll Free —



1-800-328-2737

Order Status and Software Support call (612) 881-2777

Available at Dealers everywhere.

If your Dealer is out of stock **ORDER DIRECT!**


In Canada distributed by Kelly Software Distributors, LTD.
P.O. Box 11932, Edmonton, Alberta T5J 3L1 (403) 421-8003

MAIL ORDERS: \$3.00 U.S. Shipping (\$5.00 CANADA; \$10.00 OVER-SEAS). Personal checks allow 3 weeks.

All Disk Programs are also available on 3" Diskettes for the Amdek Color AMDISK-III Micro-Floppy Disk System for an additional \$3.00 each.

©1983 by Softlaw Corporation

HOME & BUSINESS MANAGEMENT



Where does your Color Computer shine most?
Helping solve daily problems, of course — and nothing is more daily
than our home and business management. Monetary manipulations are
becoming more and more complex as time rolls on. Fortunately, there are
plenty of programs available to help us finance loans, deal in stocks,
figure annuities, do taxes, organize funds, process information —
you name it!

MONEY

Dyfin

Dynamic Electronics Inc.
P.O. Box 896
Hartselle, AL 35640
(205)773-2758
\$19.95 cassette

Dynamic Electronics has a financial program that will help you plan loans, savings, annuities, investments, and retirement. Also included in the package is a calendar function and a routine to help balance your checkbook.

There are ten functions in the main menu: Addem, Annuity, Calendar, Interest, Loans, Obtain, Return, Save, Withdraw, and To Intro.

Addem is a very simple (emphasize simple) adding-machine function (no multiplication and no division). You will probably find that you can add and subtract faster in your head.

The Calendar function produces two types of calendars: the day of the week, and a full month. There is a problem with this program: If you want to get a year before 1900 you must subtract the year from 1900 and then enter the number of years with a minus sign. (The year 1890 is written as - 10.) The reverse is true for years after 1999. (The year 2233 is written as 333.)

The function, To Intro, restarts the program with the self-documentation portion. This is handy if you want to look up what a particular function does. However, there is no End Program function. The only way to stop the program is to press the Break key or shut the computer off.

The remaining seven functions can be very helpful in planning your financial future. However, these functions don't supply all the information that you might expect.

Annuity is an example. This function calculates the value of a savings account with regular deposits. What it shows is the value at the end of the period. It really should show each deposit, interest, and total after each deposit.

There is one more major problem with this program. Any financial program worth its salt has a print routine built-in. This program has none. If you don't write the information down, it's lost after you shut the computer off.

Would this program be a good buy? Well, if you were studying business math in school, the program might be of some value. However, for use around the home or in a business application, the limited amount of information produced and the lack of any print routine should make you pause before committing \$19.95.

—Bob Jack

Loan Payment Calculator

Elite Software
Box 11224
Pittsburgh, PA 15238
(412)795-8492
\$19.95 tape, \$22.95 disk

Are you considering a major purchase, such as a stereo or a car? Loan Payment Calculator may be just what you need to make the best financial deal.

Loan Payment Calculator is a simple program that does one thing. It calculates the monthly payment on a loan.

The program is so easy to use that anyone should master it the first time used.

The program screen displays these seven lines:

```
1 AMOUNT OF LOAN ($): 10000
2 INTEREST RATE (%): 14
3 TERM OF LOAN (MOS): 48
4 PRINT RESULTS
5 EXIT PROGRAM
>>MONTHLY PAYMENT IS: $273.26
SELECT #?
```


This is the monthly payment for a \$10,000 loan at 14 percent interest for 48 months.

To use the program, enter the line number of the value that you want to change (1, 2 or 3). A prompt, CHANGE TO? appears. Enter the figure that applies to your situation. The monthly payment line automatically updates after each entry, so you can quickly see the effects of different values.

Sound easy? It is, but there are a few restrictions. Loan Payment Calculator is fussy about what you type. For Amount of Loan, use any value less than 1,000,000 and do not use the dollar sign or commas when entering the amount. For Interest Rate to work properly, enter the Annual Percentage Rate (APR) without the percent sign — enter 12.3 for 12.3 percent. For Term of Loan, enter the number of months, not years.

The Break and Reset keys are live, so pushing either will drop you out of the program. Also, be careful not to push the Clear key. Doing so results in a blank screen. Pushing Enter restores the values, but not the descriptions for each line. The only cure that I could find is to Break and then type GOTO 110.

Loan Payment Calculator has an option to copy the display to your printer. You may have to make a change in the program, first, though. The instructions incorrectly state that Loan Payment Calculator sets up your computer to print at 600 baud. The program I received actually sets up the computer for 2400 baud. If your printer can't handle 2400 baud, change the 18 in Line 90 to 87 for 600 baud, or



1983 unit sales	Jan	Feb	Mar	Apr	May	Jun	Jul	Aug	Sep	Oct	Nov	Dec	Total	Average	Best	Worst	
Bach	136	139	119	161	130	104	84	121	95	115	75	161	1440	144	161	75	
Chalone	120	170	152	170	182	102	89	157	162	129	64	158		145	182	64	
Dolan	188	157	103	112	161	122	99	145	145	103				136	188	97	
Feagan	105	94	127	115	157	97	61	132	113					136	174	61	
Graham	135	135	183	116	151	104	86	149						145	183	63	
Harpel	134	102	190	161	180	85								145	193	75	
Jordan	105	109	188	171	120									135	190	88	
Latour	112	128	124	129										135	177	105	
Lucido	158	110												136	190	75	
Phelps	167													125	154	60	
Prats																	
Schaeferle																	
Taylor						131							1620	145	190	88	
Torres						127	131						1635	136	190	75	
Turner						145	142	154					1495	125	154	60	
Wehlen									137	125	106	60	151	1495	125	154	60
	2312	2166	2387	2321	2401	1699	1439	2276	2242	2011	1318	2631	25203	2100			

DYNACALC[®] FOR COCO DOS

NO OTHER OPERATING SYSTEM NEEDED!

THE BEST OF BOTH WORLDS!

available from

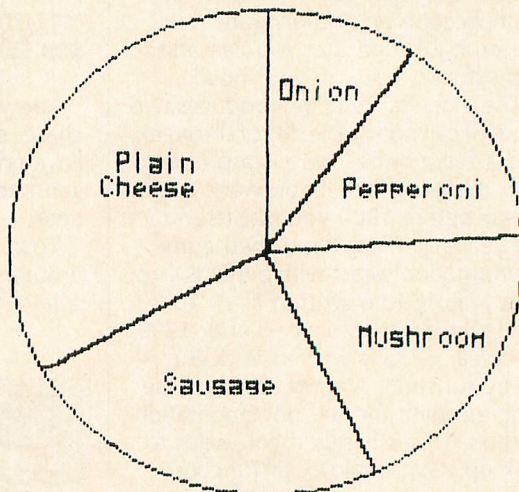


COMPUTER SYSTEMS CENTER
13461 Olive Blvd.
Chesterfield, MO 63017 USA
(314) 576-5020

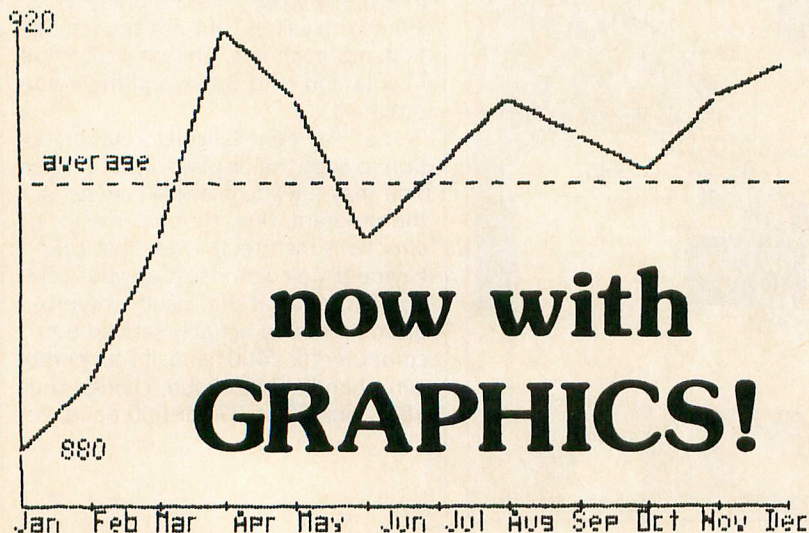


or your local DYNACALC dealer

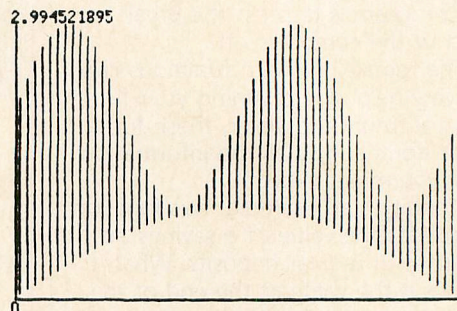
Price \$150 postpaid in US & Canada.
Outside North America add \$10 postage.



DYNACALC Reg. U. S. Pat. Off.



now with
GRAPHICS!



CANADA
MICRO R.G.S. INC.
751, CARRE VICTORIA, SUITE 403
MONTREAL, QUEBEC, CANADA, H2Y 2J3
Regular Tel. (514) 287-1563
Canadian Toll Free 800-361-5155

41 for 1200 baud. If your printer can accept 600 baud, just deleting Line 90 is probably the simplest cure.

The last menu selection is 5, Exit Program. Don't use this until you are sure that you are finished. This command causes a warm start and wipes out the program. If you aren't done, the only recourse is to reload the program.

Instructions are furnished on a single page that provides all of the information needed to use the program. Everything is clearly explained and easy to understand.

Loan Payment Calculator is a short program, but it does what it is intended to do with no fuss. The price is a bit steep at \$19.95.

— Gary W. Clemens

Fundgraf

Parsons Software
118 Woodshire Drive
Parkersburg, WV 26101
16/32K Extended Basic
One Disk Drive
\$69.95 disk

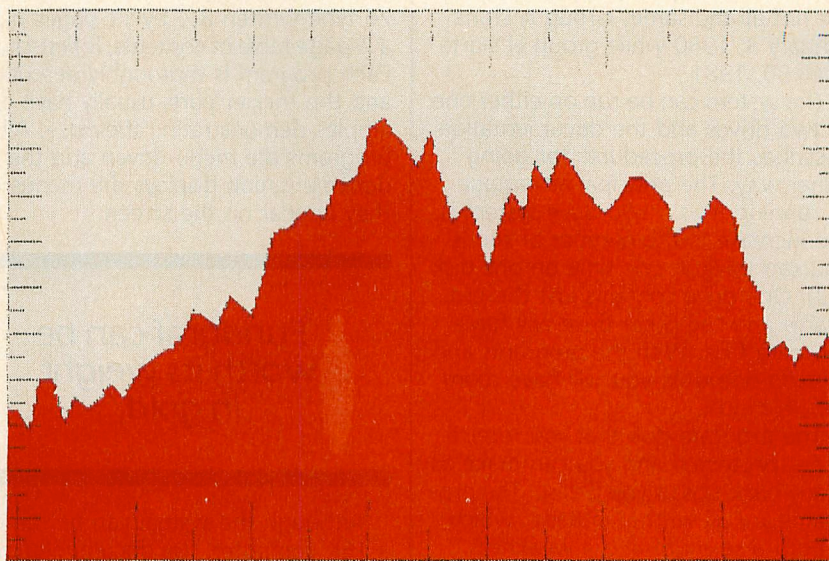
If you invest in mutual funds or stocks, Fundgraf can be worth its weight in gold. It does more than just draw pretty graphs on your screen. The market trading techniques that you use following figures and signals generated by the system can make you money. More importantly, they can keep you from losing your shirt.

The Fundgraf system consists of a main program and seven subprograms. The operational programs are as follows:

ADD-DATA is used to add new prices or change an old price for any fund or security in the file. A menu gives you the option of just adding or changing one price, or updating all of the prices. You also use this program to input dividends paid.

SHORTGRAF will plot a graph of any group of four stocks or funds in the files for up to seventy weeks out of the possible 200 in the file. With this program you can superimpose a moving average for any number of weeks you choose. Or, you can superimpose an annual percentage growth rate for any issue in the file.

This is very important in comparing two or more funds. That is, assume



Fundgraf Graph

that the program has drawn a graph of mutual fund A on the screen. The program vertically scales the graph to fit the data for that fund. Now you want to superimpose a graph of mutual fund B's data on the same screen for comparison. Although the data for fund B might cover a much broader range than A's, it will be drawn to the scale set up for A. By generating the annual growth rate for each fund, the program will provide a much more accurate comparison of the performance of the two funds.

LONGGRAF creates graphs for up to 200 weeks for any two funds in the file. The moving average and annual growth rate lines can be generated as they are in **SHORTGRAF**.

The graphs drawn by both **LONGGRAF** and **SHORTGRAF** have a series of long and short lines on the horizontal axis representing spans of five and 10 weeks. The vertical axis is also delineated but the scale changes with each fund plotted. That is, it does not start with zero but is adjusted by the computer to spread the price action of that particular fund over the full size of the chart. No text is drawn on the screen, so you have to remember which fund it is. This is the area where Parsons Software could make the biggest improvement.

MOVG-AVG calculates and prints on the screen or printer the moving average buy and sell signals that are generated by the crossover of price and moving average lines.

PRINTOUT creates a hard copy of price data in the files, either raw or

adjusted for dividends. Its most important function, though, is to print a table of the percent change in the adjusted price for all funds for any four periods of time in a 70-week span. For instance, the table could be set up to list the percentage change that all of the funds in the file have experienced for, say, four weeks, 13 weeks, 39 weeks, and 69 weeks. With this table it is possible to compare the price action of funds during periods of up and down markets.

SHIFTDAT allows you to move data from one file to another. It actually replaces the data in the second file data from the first file so perform this routine on a back-up disk.

ADD-NAME is used to add additional issues to the file. When this is done, the computer automatically dates the file for the 5-year period of January 3, 1980 to December 27, 1984. These dates are Thursdays (except when Thursday falls on a holiday). If you wish to enter prices for new funds or stocks as of a different day of the week, the documentation provides the necessary program changes.

Miscellaneous

The system disk contains the price and dividend history on the Dow Jones Industrial Average, the Dow Jones Transportation Average, the interest rate on a money-market fund, and 29 mutual funds. Quite a bit of that history

is for over four years, but the periods are not all the same. Group A starts January 3, 1980 while group H starts April 30, 1981.

The system can be run on either one or two drives and the documentation describes the procedures for going either way. The principal advantage of running it as a two-drive system is the increase in the number of funds you can track at one time on one disk (52). One drive contains just the programs and the other drive will have the data files. With the programs and files on one disk, you will have room for 36 funds.

The program disk that you receive is not protected and you can make as many back-ups as you please. The programs are all written in Basic, which is both a strength and a weakness. The strength is that you can modify the programs. The weakness is that programs that have to massage a lot of data are as slow as the seven-year itch. The table of the percentage *changes in all funds* that can be produced as part of the PRINTOUT program takes about nine minutes, and not because of printer time.

The documentation, consisting of 26 type-written 8½ by 11 pages plus a 2-page table of contents, is first-class. Each program is thoroughly described and the trickier parts usually have examples demonstrating their use. All programs are menu-driven and the documentation displays the menus as they appear on the screen.

“Fundgraf can be worth its weight in gold.”

Although the system can be run on a 16K computer, the documentation warns that the programs are rather long for 16K and you must type CLEAR 200 and Enter, and PCLEAR 1 (or PCLEAR 2 for SHORTGRAF or LONGGRAF) and Enter before loading.

Four supplemental programs can be purchased at additional cost (any one for \$10, any two for \$18, any three for \$23, and all four for \$27). The four are:

- **Redate** — An operational program which deletes the first year's data (52 weeks) from all the groups on the data disk and reformats the files with an additional 52 weeks. This one is essential at the end of the year.

- **Rating** — An operational program which calculates and prints a strength rating of all funds, stocks, or indices on a data file disk. (Requires an 80-column printer.)

- **Oscillog** — The price action of any fund for a 32-week period. It helps define the crossover points and anticipate a future change in the direction of the price trend.

- **Graf-Prt** — Gives a one-page printed-out copy of the graph of any fund in the data files for a 52-week period with two moving averages, a table of the moving average values for the most recent five weeks, and the buy and sell signals occurring during those five weeks. This program requires that you have a graphic screen print program. Parsons does not sell such a program but recommends the one sold by Custom Software Engineering, Inc. of Cocoa Beach, FL.

— Sam Clarke

EARLY GAMES FOR YOUNG CHILDREN



NINE LEARNING GAMES BY JOHN PAULSON
counterpoint software inc.

The Best Selling Program for Young Children Now Available for: TRS-80 Color Computer-16K disk or cassette and TRS-80 Models I/III-32K disk or 16K cassette

Nine fun educational games for children ages 2½ to 6

Phone Orders: 800-328-1223
Minnesota: 612-926-7888

Educators Endorse: "Early Games can help children learn new concepts, information and skills, and also introduces them to the joys and benefits of home computers."

Peter Clark, Faculty
Institute of Child Development
University of Minnesota

No adult supervision required. The Picture Menu gives children control. They can:

- Match Numbers
- Count Colorful Blocks
- Add Stacks of Blocks
- Subtract Stacks of Blocks
- Draw and Save Colorful Pictures
- Match Letters
- Learn the Alphabet
- Spell their Names
- Compare Shapes

All nine games for \$29.95

Yes!

Please rush me *Early Games for Young Children*

Circle one:
Model I Disk Color Computer Disk Model I/III Cassette
Model III Disk Color Computer Cassette

Name _____

Address _____

City _____ State _____ Zip _____

My check for \$29.95 is enclosed (Minnesota residents add 6% sales tax).

Charge to VISA Charge to Mastercard

Acct. No. _____ Expiration Date _____


Fundfile

Parsons Software
118 Woodshire Drive
Parkersburg, WV 26101
16/32K Extended Color Basic
\$37.95, disk

Do you have a portfolio of five or more mutual funds? Do you reinvest all the dividends and capital gains distributions? If so, Fundfile will make your record-keeping much easier.

The Fundfile system consists of a main program and four (three only with the 16K version) operational programs. The operational programs can be entered through the main program or loaded directly.

The programs are menu-driven and easy to follow if you understand mutual fund accounting and terminology. But don't think you can just sit down and start entering data. A sample transaction history for four funds is on the disk and the documentation takes you through a tutorial for each operational program using those four funds. You can waste a lot of time correcting er-



Rod McCormick

roneous entries, so use this tutorial first.

When you are ready to start setting up your own accounts, the documentation tells you how to create a new disk with your name and account information.

The first operational account is Fund-Rec which is a program for entering and recording data in the files on the disk. The program allows you to enter the following transactions:

1. Purchase
2. Sale
3. Dividend reinvestment
4. Stock dividend
5. Deposit
6. Withdrawal
7. Dividend credit (cash)
8. Interest credit
9. Interest debit
10. Dividend debit

Items 5 through 10 cover a concept that was difficult for me to keep straight: Each account can have cash in it. I am used to keeping my cash records as part of my checking accounts, separate from my securities holding account. The Fundfile accounts assume that you will have cash in the account. It is as though the account is held at a stockbroker's office and cash left to accumulate.

The next two programs, Fund-Rpt and Fund-Scr, are basically the same.

Need a Printer for your Color Computer?

We Have The Connection!

Radio Shack
The biggest name in little computers.

TRS-80

Color Computer

FROM \$164

- Color Disc **\$329**
- OS-9 **\$57**
- Multi-Pack **\$139**
- Mouse **\$36**
- Joysticks **\$19**

Call for pricing on complete TRS-80 line.

We can **connect your Radio Shack Color Computer** to any of these popular **name brand printers**. . . call for more info.



\$282

EPSON

Call for current prices

OKIDATA

Microline 92 call for prices

C. Itoh

Prowriter

\$345



As low as

\$249

We carry a full line of computers, printers, modems, monitors and accessories. Call for your best prices.

FREE

UPON REQUEST • PRICE LIST AND INFORMATION KIT • COPY OF MFR'S WARRANTY • PRICES AND PRODUCTS ARE SUBJECT TO CHANGE WITHOUT NOTICE.

All equipment is sold with the full manufacturers warranty.



Micro Management Systems, Inc.

2803 Thomasville Road East
Cairo, Georgia 31728
TELEMARKET DEPT.

1-800-841-0860
CONVENIENT ORDER ENTRY

GA. & INFO.
912-377-7120

The main difference is that the second generates the reports on the screen and the first generates the reports to an 80-column printer.

Both programs produce the following reports: calculate current value of the entire account, the data and market value for a single issue, and the data history for the entire account.

In addition, Fund-Scr produces a histogram (bar graph) of the current dollar value of each of the securities in the account. Fund-Rpt produces a balance sheet between any two dates of your choice (the 32K version only).

A trip through Fund-Scr will demonstrate the many fine reports that the system generates. The main menu consists of the following options:

- 1 — Calculate current value of the whole account.
- 2 — Review data of a selected fund or stock file.
- 3 — Review all historical data for the account.
- 4 — End the program.

If you enter Option 1, the program asks you to enter the current date as a six-digit number (840401 for April 1, 1984). The screen will show the account identification at the top, and the name of the first fund with the columnar headings \$/SHARE, #SHARES, and Cur \$ Val. You are asked to enter the price per share on the date that you entered above. Prices are entered in decimal form and you do not use the dollar sign.

The computer circles through this routine until the current price has been entered for each fund. Then it calculates and prints the valuation of the entire account.

Hit any key and the next screen shows an operating statement for the entire account with the following items:

- Net Dividend Income
- Net Interest Income
- Total Net Income
- Realized Gains from Transactions
- Unrealized Gains
- Total Realized and Unrealized Capital Gains

Hitting any key will take you to the next screen, the histogram. In order for the bars to make any sense (if you have one fund worth \$10,000 and one worth \$1,200) the graph must be scaled to show them both. You can circle through this routine trying dif-

ferent scales as many times as you wish.

**“Fundfile
may be overkill
for the casual investor,
but the serious
stock-market fiend
will love it.”**

Entering Option 2 (Review data of a selected fund or stock file) from the main menu brings up a list of the securities in the file and asks you to select the one to be reviewed. The computer will ask you to enter the current price and date. When you have entered that information, hitting any key will bring up a submenu that really demonstrates the reporting and accounting power of the system.

- 1 — List All Transactions
- 2 — List Purchases on Screen
- 3 — List Current Holdings
- 4 — List Completed Sales
- 5 — List Dividend Payments

Entering any of the options will bring up a new screen with clear headings and totals of all pertinent information. For example, the totals shown at the end of the report generated by Option 1 are:

- Total Long Term Capital Gains
- Total Short Term Capital Gains
- Total Realized Capital Gains
- Total Unrealized Capital Gains
- Current Holdings
- Number of Shares
- Price Per Share
- Current Value

The reports produced by any of the options present a similar abundance of information.

Although the Fund-Rpt program gives generally the same reports as Fund-Scr, the notable exception is the Balance Sheet Report. This report prints two balance sheets, one for the beginning of a period, and one for the end of the period with notations of the differences between the two and thus the progress of the account.

The Fund-Tax program is available only in the 32K version. It provides a

hardcopy summary of dividends, interest, and capital gains for any period you select. This program is very helpful in preparing tax returns and tax planning. Since there are no embedded print codes, most 80-column printers will have no problems with it.


In summary, Fundfile may be overkill for the casual investor, but the serious stock-market fiend will love it.

Mr. Parsons is very responsive to written questions about problems you have, and keeps registered purchasers informed of bugs and fixes. If you are heavily into mutual fund investing, Fundfile is a good buy.

— Sam Clarke

How To Buy Software

by Alfred Glossbrenner
St. Martin's Press
175 Fifth Avenue
New York, NY 10010
648 pages
\$14.95 paperback



Choosing software is always difficult. You have to list all packages that do what you want, compare them, and select one that offers the most of what you want in the price range you can afford. If you don't know what you're doing, or where to look, or if you don't know what features are necessary or desirable, the job becomes overwhelming.

Mr. Glossbrenner has written a book that makes it easier to locate and select

SOFTMART

JULY SALES

Sale price good until Aug. 15

Hardware

Legend Printer 800 — 349.95
Legend Printer 1000 — 449.95
Video Plus — 22.45
Video Plus II M — 24.25
Video Plus II C — 35.50
Video Clear for TV output
— 12.95
Super PRO Keyboard — 69.95
Super PRO Keyboard w/adaptor
— 70.95
HJL Keyboard (F, Orig, CoCo 2)
— 79.95
J&M Disk Controller (J DOS)
— 139.95
64K Upgrade Kit — 45.95
Spectrum Light Pens — 16.50
Wico Command Adaptor
— 17.95
with 2 Atari Joysticks — 36.00
Wico Analog Joystick — 36.00

New Releases

New World of Flight
— 27.95C — 30.95D
Candy Co — 31.50 C/D
Graphicom — 26.95
Graphicom Picture Disk I-V
— 17.25 ea.
VIP Writer w/Speller — 49.95
Workbase I — 64.95
Workbase II — 79.95
Color Panic — 23.50C 26.95D
Tuts Tomb — 22.95C 25.95D
**New Woodcalc I: point of sales/
inventory control — call**
**New Woodcalc II: point of sales/
inventory control — call**
Release Date of Woodcalc —
August '84

Time Fighter — 22.95C 25.95D
Sea Quest — 22.95C 25.95D
Electron — 21.95C 24.95D
Willy's Warehouse — 31.50 C/D
Draconian — 24.95C 27.95D
Warehouse Mutants
— 21.95C 24.95D
Mister Dig — 23.50C 26.50D
Chambers — 21.95C 24.95D
Ice Hockey — 23.50C 26.50D
The Sourcerer — 31.95D
Quix — 21.50C 24.95D
Super Disk Utility (Petrocci)
— 39.95D
Master Graphic Toolkit (Petrocci)
— 40.45D
Crash — 21.50C 24.95D
Mudpies — 20.95C 22.46D
Bag-It-Man — 16.95C 20.95D
The Touchstone — 25.10 27.85
Star Fire (Aardvark)
— 15.95C 20.95D
Quest 32K — 21.50C 26.30D
Galagon — 21.50C 25.40D
Devious — 21.50C 25.40D
Beam Rider — 21.50C 25.40D
Flying Tigers (Sugar)
— 20.95C 25.95D
Presidents of U.S.A. (Sugar)
— 20.95C 25.95D
CoCo Caligrapher (Sugar)
— 20.95C 25.95D
Pengon — 21.50 25.40
Rom Free (Prickly Pear)
— 21.50 C/D
Guadacanal — 19.95C 24.95D
Middle Kingdom
— 22.95C 26.95D
Froggie (Spectral Associates)
— 21.50C 25.50D

Tape Dub (Elite) — 21.95C
Star Trader (Computerware)
22.95C 26.95D

July Specials

Calixto Island
— 21.95C 23.95D
Early Games — 23.95 C/D
Chopper Strike — 25.00 C/D
Astro Blast — 19.00C 22.50D
Cosmic Clones
— 19.00C 22.50D
Black Sanctum
— 21.95C 25.95D
Shenanigans — 21.95C 25.95D
Tape Omni Clone — 24.95C
Spelling (Prickly Pear)
— 46.50 C/D
Zaksund (Elite)
— 20.95C 23.50D
Atlantis Adventure — 19.95C
4-Mile Island — 15.95C
Private Investigator
(Pal Creations) — 12.00C
Sac — 17.95C
Tims Mail — 17.95C
Tims — 21.95C
Typing Tutor (Spectral Assoc.)
— 22.95C 25.95D
Junior's Revenge
— 25.95C 27.95D
Bloc Head — 23.95C 26.95D
Telewriter-64 — 44.95C 54.95D
Time Bandit — 23.95C 25.95D
Ninja Warrior (The Program-
mer's Guild) — 25.50C
Rainbow Screen Machine
— 25.50C 28.50D
Super Screen Machine
— 40.95C 44.10D

Become a preferred customer of **SOFTMART** and receive our Free monthly sales sheet and 2000 product descriptive catalog for the Color Computer. 20 different categories from arcade-utility. Please specify computer.

- 48 hour in stock shipping
- Acceptance of checks with no delay
- Open door policy on product additions
- Raleigh, N.C. store location complete with library and computer displays
- Attractive authorship program
- School, User Group and Dealer purchasing programs

Mail Orders: \$2.00—1st class; \$2.00—U.P.S. Ground; \$4.00—U.P.S. Air; \$2.00—C.O.D.
MC & VISA welcomed

SOFTMART

5024 E. Departure Dr.—Raleigh, N.C. 27604 (919) 872-7710 or (919) 876-6124.

1-800-334-0854 Ext. 879

Store Hours 10:00—6:30 M-Sat.

ATTRACTIVE AUTHORSHIP PROGRAM. DEALER AND DISTRIBUTOR INQUIRIES WELCOMED.

the software you need for your computer, and he does it quite well. *How To Buy Software* is a massive tome that teaches you how to read between the lines of advertisements, reviews, and catalogs to determine what is *really* meant, and what is being concealed. It also includes hundreds of tips on using your software efficiently, and explicit instructions on what to look for in all types of software.


The book's first 170 pages describe the foundation of information every software purchaser should have, including hardware and software concepts not mentioned in most manuals, like what makes one CPU chip different from another and how that affects computer design and available software. Operating systems' basic input/output, and other modules are covered, too. There's a section on how to ask questions regarding compatibility, and what operating systems like CP/M, MS-DOS, and so forth really mean to the average user.

There are 100 pages that teach how to survey the software field and put programs through their paces. This section is extremely thorough. After five years in the micro field, I consider myself an expert at locating and evaluating software; it's how I make my living. Mr. Glossbrenner surprised me with quality, in-depth coverage of how to find free software.

The end of the book is devoted to specific software topics. Nothing is left out — CompuServe and The Source are cited wherever appropriate, as are hundreds of other companies and resources. The book includes a descriptive table of contents, a 13-page glossary of terms and a complete index. Appendices cover sources of catalogs, magazines and newsletters, on-line databases offering software reviews, and a copy of one issue of *The On-Line Computer Telephone Directory*, published quarterly by James Cambron, which lists about 600 phone numbers per issue.

If you buy this book you won't regret it, whether you're a beginner or a veteran in the microcomputer field. If you really want to buy *only* the software you need, if you want to save money, this book is a treasure.

— Terry Kepner



WORD PROCESSING

Elite-Word

Elite Software
Box 11224
Pittsburgh, PA 15238
(412)795-8492

32K, 64K
\$59.95 cassette or disk

"Considered to be superior" is how my dictionary defines "elite." In most respects, Elite-Word is a superior word processor. It's easy to use, too. A couple of things, however, prevent it from always living up to its name.

This assembly language program lets you see text as it will appear in print, edit Basic programs, and create personalized form letters by merging them with a name/address file. It uses one-key commands to save or load programs, print, go to Basic (only in 32K), toggle word-wrap on or off, jump to the beginning or end of text, and find a string. One-key commands also perform block moves, deletes, and copies. You can also start new text, display and change the drive default number, display the directory with free grants, hide or reveal carriage returns, toggle the display to green or white, and enter one of two text writing and editing modes.

The type-ahead keyboard buffer is a mixed blessing. It lets you rapidly type words into the middle of text without a missed character, but when your file length reaches the neighborhood of 7000 characters, does so with a noticeable screen-writing delay. The delay is a liability when you want to make corrections at the top of a long text.

The slow response to keystrokes can be frustrating.

Push the I (for Insert) in the Main Command Mode to enter or edit text. Pushing the x from that mode puts you in Xchange mode, which overwrites whatever exists at that location. You return to the Main Command Mode from either editing mode by pushing the Break key.

In each writing mode the help line displays the mode, the number of available characters, the number of characters already typed, and whether the keyboard is in upper- or lowercase. All screen editing features are available in the Main Command Mode or either of the two editing modes.

Arrow keys control cursor movement. The Clear key (used as a control key) is combined with others to delete the character above the cursor, delete the line the cursor is on, and page forward or backward through text. It also rewrites the screen following deletions and additions, backspaces and deletes one character and opens up one space at the cursor location.

The 19-line by 32-character screen is but a minor improvement over the standard Color Computer display, but Elite says that size was chosen for optimum readability. Characters are easy to read and have true descenders. With word-wrap on, however, lines with long words can be limited to as few as three words per line.

A smooth forward-scrolling technique that moves one video line (versus one character line) at a time floats lines slowly upward so it's nice and easy to scan text.

The 32K version provides a 13.5K file size, while the 64K provides 22.4K, or roughly 14 pages of double-spaced text at 60 characters per line.

Output and print format control codes may be embedded in text. These codes center lines automatically, place markers to merge specified lines from a variable text file into the main file, execute a form feed, and execute embedded printer commands.

In the Main Command Mode, pushing s (for Save) prompts you for the file name. If you've previously loaded a file its name appears and a simple

THE INTRONICS EPROM PROGRAMMER

Price: \$140.

NEW VERSION 2.5

- Plugs into ROM pack port.
- Now programs 8K X 8 EPROM in 15 Seconds.
- On board firmware included.
- No personality modules required.
- Will program most EPROM's.
- High quality zero insertion force EPROM socket.

Enclosed in
Molded Plastic Case

SPLC-1 Lower Case FULLY ASSEMBLED, TESTED & GUARANTEED FOR 90 DAYS **\$59.95**

FOR THE COLOR COMPUTER & TDP-100
 TRUE LOWER CASE CHARACTERS NO CUTTING OR SOLDERING FULLY COMPATIBLE WITH ALL TRS-80C (SPECIFY REVISION BOARD) [NOT COMPATIBLE WITH COCO 2] INVERTED VIDEO AT A FLIP OF A SWITCH

YOUR SOURCE FOR THE COLOR COMPUTER

*DRIVE 0 FOR COCO\$329
 *DRIVE 1 FOR COCO\$198
 *GUARANTEED FOR ONE FULL YEAR

• DISK CONTROLLER FOR COCO\$139
 • DSS RS-232 PORT EXPANDER ...\$ 30
 • POWER-ON L.E.D. KIT\$ 6
 • FRONT RESET SWITCH KIT\$ 7
 • LIBRARY CASE HOLDS 70 DISKS\$ 23
 • NEW MULTI-COLOR RAINBOW DISKS ..\$ 25
 • ELEPHANT DISKS DSS\$ 23
 • 8 PRIME 64K RAM-CHIPS\$ 50
 • GEMINI 10X PRINTER\$299
 • HAYES SMART MODEM 300\$215
F-A-S-T- UPGRADE SERVICES\$CALL!

NEW SOFTWARE

OS-9BBS\$89.95

- MULTI-USER CAPACITY FASTER THAN MOST BBS's
- MULTI-TASKING (NO LONGER COMPLETELY TIES UP YOUR COCO) REQUIRES OS-9 AND BASIC 09

OS-9 40-Track
Program\$24.95

- NOW OPERATE 35/40/80 DOUBLE SIDE, DOUBLE DENSITY DRIVES UNDER OS-9

64K Terminal
Package\$19.95

- AFFORDABLE REQUIRES 64K MEMORY GIVES YOU 52-58K BUFFER WRITES TO DISC READS IN FROM DISC STANDARD DISPLAY

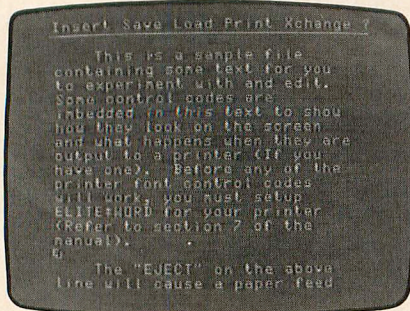


DSS PERIPHERALS CORPORATION
(FORMERLY SATURN ELECTRONICS)

(Dealer Inquiries Invited)

- MINIMUM \$2.00 SHIPPING & HANDLING.
- NYS RESIDENTS ADD SALES TAX.
- ALL OTHER ORDERS ADD 4% SHIPPING.

62 COMMERCE DRIVE
FARMINGDALE, NY 11735
(516) 249-3388



Elite Word Screen

carriage return rewrites to it. This is a big time-saver in updating text files.

Three file formats are available. Default binary executes a rapid save and includes all printer format output specifications. Formatted ASCII saves the file line for line as it would be sent to the printer. Source ASCII saves the file in standard ASCII format but first eliminates all formatting. This format lets you use Elite-Word's powerful editing commands to edit Basic programs. The Load command works much the same way. In the disk version, the file is appended to what exists in the buffer.

The Quit command is intended to exit Elite-Word and perform a cold start. When I run the 32K disk version, it works like a charm, but running the 64K version always puts garbage on the screen and makes me hit the Reset button to bring up the sign-on message.

The Change command performs an automatic global find and replacement, searching from the cursor location forward. It is powerful, but like any other global find and replacement, must be used carefully: carelessness in typing can easily cause unexpected changes in words within words.

The Find command, when used with the Again command, locates specified strings. This command can be a time-saver in editing Basic programs by finding all occurrences of any specified variable.

The Block command is another powerful editing feature. Delete requires only one marker to be set and the cursor to be at the end of the block.

The Block Move command erases the block and rewrites it in a designated spot. The Block Copy command does what its name implies. A ?MEM error message appears and text is left intact if the buffer cannot accommodate it.

With the printer formatting menu you set the left margin, characters per line, line spacing, page length, number of copies, top and bottom margins, and page numbering. You have options to justify text, pause after printing each page, name the file to be merged into the variable text markers, and select fonts. From this menu you call a unique viewing command, View Text, which lets you see any text in a high density display as it will appear in print. With text wider than 64 characters you can view from either the left or right margins. Page breaks are designated by dotted lines and page numbers appear at the bottom of each page. Text justification is also shown, as are dynamic margin changes and the top and bottom margins. The View mode removes or implements imbedded format codes depending on instructions.

Superscripting, subscripting, and underlining are not among the central features of Elite-Word, but can be executed, albeit with numerous keystrokes.

Elite-Word's output format was written with the Epson MX-80 in mind but is adaptable to other printers, the manual says. With one exception (centering extended-width print), I interfaced it properly with my Okidata Microline 92.

Type fonts can be chosen before running the program or as imbedded hex codes within text. Each code must be fully defined, preceded and followed by control characters each time you turn a font or special function off or on.

Elite-Word provides line autocentering which the documentation claims will adjust for double width print. It would not center my Okidata's double-width print but worked well with regular sized fonts.

Only five pages in the 59-page manual hold your hand; after that you're on your own. Commands are described succinctly in the order in which they appear on the screen — not necessarily the order in which you'll try them out. Directions for backing up this copyrighted but unprotected program are in the back of the manual.

Printer font codes may be entered before you run Elite-Word. Directions for doing so, however, refer only to the "EW" program (the 32K version). It took me a while to figure out that I had to enter the codes in EW64 for the 64K version I was running. The documentation was no help there.

The copy supplied for review had no tab or tab-set function, but that, plus headers and footers, have since been added.

Elite-Word has many good points and is moderately priced. If you don't mind seeing a relatively small portion of text at one time, and don't need a lot of scripting and underlining, it makes word processing a breeze.

— Martha Sheldon

Master Writer

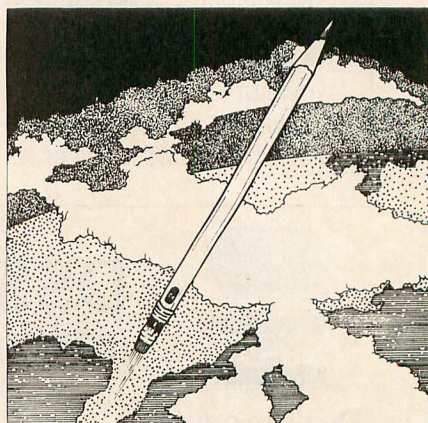
Pyramid Distributors
527 Hill Street
Santa Monica, CA 90405
\$14.95 tape, \$19.95 disk

Imagine a word-processing program that does not require an extensive user's guide.

You're probably thinking of Master Writer — it practically runs itself from the menus and help screens.

The ten functions of the main menu are these:

1. Load
2. Save
3. Display text
4. Print to printer
5. Print to buffer
6. Print from buffer



Rod McCormick

OS-9[®]

SOFTWARE

from The JBM Group, Inc.

GENUS

A new stand-alone sort for OS-9 that keeps asking for more data!

- Easy-to-understand prompts ask you for all information necessary to sort your data files
- Allows sorting in ascending or descending order
- Allows unlimited number of sort keys of different types
- Saves both disk and memory space by summing numeric fields as it sorts

CAL


Appointment calendar program to help keep your important dates straight.

- Simple command structure
- Lists appointments by day, week or month
- Revises dates, times, relevant information on existing schedule entries
- Default calendar file for each user
- Unlimited alternate calendar files
- System-wide master calendar file for common-appointment scheduling

THE MESSAGE

The only interoffice memo system currently available for OS-9 Level II users.

- Eliminates lost and confused interoffice communications
- Interfaces easily with your existing word processor/editor; no new commands needed
- Allows hardcopy printout, verification of received messages, immediate reply to sender
- Transmit new messages OR existing files to single user, or 'broadcast' to all users
- Preview Line indicates number, size and topic of messages
- Saves time, money, energy; cuts down on 'office aggravation'



JBM'S MIDDLEWARE



**YES!
I
want**

**OS-9
SOLUTIONS!**

Please send me:

GENUS (49.00) _____

CAL (69.00) _____

THE MESSAGE (89.00) _____

PA Sales Tax 6% _____

Postage/Handling \$5 _____

TOTAL _____

I'm interested, need more information

SHIP TO: _____

Make Check/Money Order

payable to: The JBM Group, Inc.

Or by VISA/MASTERCARD

Acct. # _____

Exp. date: _____

Signature: _____

Required Distribution: CoCo (Y/N): _____

5 1/4 35 track _____

5 1/4 40 track _____

5 1/4 80 track _____

8" 77 track _____

ORDER FROM _____

Dept. CC 11

the **JBM**
group

The JBM Group, Inc.

Continental Business Center
Front & Ford Streets
Bridgeport, PA 19405

Tel: 215-337-3138/TWX: 510-660-3999

* OS9 is a registered trademark of Microware Corp.

Circle No. 37 on Reader Service Card

- 7. How much memory left
- 8. Options
- 9. Exit to Basic
- 10. Clear memory

You can select Option 3 and immediately begin typing text because Master Writer includes preset screen formatting.

If you have any difficulty remembering the control key commands, press Clear and the H key to display the Help menu.

Color Computer users are always searching for programs that are simple to use. This program can provide a simple and efficient means to write with our machines.

In addition, I believe Master Writer is valuable to educators. Any teacher interested in introducing the concept of word processing to students in grades 6 - 9 would find this program very adequate. The ease of saving, loading, or editing text will make writing assignments more pleasurable for students.

— David Macali

DATA BASE MANAGERS

Filebox/16 Home Filing System

Circling Star Software Co.
P.O. Box 1218
Freehold, NJ 07728
16K Extended Disk Basic
\$29.90 disk

Filebox/16 Home Filing System is a collection of 10 Basic programs driven from a main menu.

Filebox/16 allows you to create and maintain files of records of up to 256 bytes long with a maximum of 10 fields. Some of its suggested uses are for automobile maintenance records, lists of addresses, book and record collections, and household inventories.

Filebox/16 comes with full documentation describing set-up, general features, possible problems, and main menu commands. Also included is a sample of field structuring in the form

of an address file. There is even a section on future modifications for 32K upgrades.


You can print all your files with your printer or to the screen in one command with or without field headings for your mailing list needs.

Operation is simple and self-explanatory. Filebox/16 has these commands: information, get help, look, change, add, delete, sort, directory, free, and quit. Your first choice must be to create some files. Once you have files you can try out the sort and search commands, or investigate the utilities section, which enables you to make some changes in the characteristics of your file.

As far as negatives, this software has its share. You can't change the length of a field. I also found a kink in the free space warning system. If you have less than 10 grans remaining on the disk you're supposed to be warned that you cannot enter any more data. My copy did not warn me upon reaching 11 or 12 grans — I couldn't add to an existing file or create a new one.

— Robbie Anderson

WORKBASE



SALES OR CLIENT PROFILE

APPOINTMENT SCHEDULES

INVENTORIES

ORDER ENTRY

MAILING LISTS

LEDGERS

STUDENT OR PERSONNEL RECORDS

REAL ESTATE LISTINGS
PROPERTY RENTALS

THE DATABASE SYSTEM DESIGNED FOR BUSINESS

CAN YOUR DATA BASE REMEMBER HOW YOU DID IT LAST TIME?

IS YOUR DATABASE ALL-IN-ONE INTEGRATED PACKAGE?

CAN YOUR SECRETARY RUN REPORTS AND POST TRANSACTIONS USING YOUR DATABASE?

CAN YOU PRINT INVOICES AND STATEMENTS?

CAN YOU DEFINE AND SAVE REPORTS AND CALCULATIONS WITH RECORD SELECTION & SORT PARAMETERS?

CAN YOU PRINT TRANSACTION SUMMARIES BY ACCOUNT?

CAN YOU SELECT, SORT, & PRINT FORM LETTERS & LABELS IN ONE OPERATION?

NEW!! FROM THE CREATORS OF HOMEBASE!!

ALL-IN-ONE INTEGRATED PACKAGE: DATABASE, SPREADSHEET, WORD PROCESSING & MAILMERGE
INTRODUCTORY PRICES: WORKBASE I \$64.95 400 RECORDS — WORKBASE II \$79.95 1200 RECORDS

CALL TOLL FREE: 1-800-334-0854 (EXT 887)

WORKBASE DATA SYSTEMS

OR SEND CHECK OR MONEY ORDER TO:

P.O. BOX 3448, DURHAM, NC 27702

VIP Database

Softlaw
9072 Lyndale Ave., S.
Minneapolis, MN 55420
\$59.95, 32K disk

VIP Database is compatible with other members of the VIP Library. It works best with 64K and multiple drives if your database is very large. Because some enhancements are available only to 64K users, the program disk comes with two distinct versions: one for 64K and the other for 32K users. Both programs are completely menu-driven, quickly learned, and easy to use.

First-time users must first create their database. The editing commands are fairly straightforward and the editor is a full-screen version. You must follow some fairly rigid rules, however, when creating your data entry fields. I have found that the best way to set up screens is to design them in advance. You can use VIP Writer as your editor (if you have that software), as it is more powerful than the VIP Database editor.

(You simply create a file using VIP Writer and save it with the appropriate file name. This is how I set up my screens, and it worked well.)

A major drawback I found to the database editor was its inability to insert entire lines.

Your database is set up in a (direct access) file on the disk.

The Create Database command will delete any data files already existing. If, for example, you decide to change your form slightly after entering a number of records in your database, you will have to perform the create function again and re-enter all your records. Make sure your forms are set up to your satisfaction before beginning maintenance on your database.

A Verify Disk command checks your disk for bad sectors and warns you if you have a bad disk.

A Rename command lets you re-name files without exiting the program. The Kill option (also possible without leaving the program) has a built-in safeguard that asks Are You Sure? before issuing the Kill command.

There is a screen default menu, a submenu which lets you select your

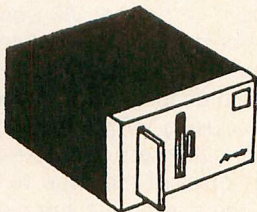
display. You have the following choices:

- L Light background
- D Dark background
- G Green screen
- W White screen
- 5 Screen width 51
- 6 Screen width 64 wide
- 7 Screen width 64 narrow
- 8 Screen width 85
- Q Quit

Below the database maintenance menu, the program shows you the number of the first record in the file and the next file number to be added. I found the continual reference to a record as a "file" extremely confusing. A file is usually considered a collection of records and a "record" is a collection of fields. Both on-line and in the documentation, records are referred to as files. This is confusing and misleading — Softlaw should change it.

An Edit, Search or Display file selection lets you change existing records or search for and display a specific record. Searches are performed using your

Saguaro Software




Amdesk Dual 3" Disk Drive

\$450

Includes 2 Diskettes
And 2 Drive Cables

First Box Of Diskettes - \$45

R.S. Controller - \$135 With Amdisk 3



Video Driver - \$20 w/purchase

Kidstuf

Picture, Letter, or Number Association. Play an old-time tune with correct answer (7 songs), buzzes when wrong & waits for correct choice. 8 screens. Tape - \$19.95, Disk - \$24.95.

MOVE-IT!

Are you tired of "saving" each Rainbow On Tape™ to the disk? Stop! This ML program will do it automatically! Simply load Move-it! Execute, press play on the recorder, sit back and watch. \$15.95. Co-Co I.

Ultimate Bingo & Jackpot

Do you want the ultimate in bingo? Use your LP7 or 8 to print the number of cards you desire. You can choose from 3 speeds & even pause the game to check the winner.

Jackpot

Pull the one arm bandit's arm & see if you can beat the odds. Both only. Tape - 19.95, Disk - 24.95, Amdesk - 29.95

NNFUSICOO CONFUSION

3 modes of play. 3-4/5-6/7 letter words. You select time to govern how long (30 or 60 seconds) to unscramble the words. First person with ten correct wins. 1-4 can play. Tape - \$19.95, Disk - \$24.95, Amdesk - \$29.95.

Treasure Hunt

A graphics text adventure. You walk with our graphics character through desert, mountains and city to seek the illusive treasure of gold. Super graphics with a person who walks with you at each turn. Tape - \$24.95, Disk - \$29.95.

Co-Co Receivables

Keep track of all those accounts with current list of accounts, statement printing, last activity date, and current month's transactions, debits & credits. Disk storage of data. 32K disk. \$29.95.

Loveless Manor

Trapped in a bedroom by your evil aunt, you've admired Queen Cinderella's castle, in the distance... and you've just discovered she's a distant cousin. Can you escape to her protection? 32K. Great word adventure. Tape - \$19.95, Disk - \$24.95, Amdesk - \$29.95.

Co-Co Keno

Bring Las Vegas' Keno game home with Co-Co Keno. Bet \$1, \$3, or \$5 & mark off 1 to 15 spots...can you beat the odds & win \$50,000? 16K, high resolution screen. Keno chart print included. Tape - \$24.95, Disk - \$29.95, Amdesk - \$34.95.

We Are Discount Distributors For:

- Prickly Pear
- Petrocci Freelance Associates
- Tom Mix
- Computer House
- Sugar Software

At 20%-25% Off!

FILMASTR	23.75
Color Disk Trivia	22.75
1st Question Disk	7.50
Question Disk	14.75
Family	32K 11.75
Alphabet Song	8.75
Little Leaguer	18.75
Super Scroll	64K 18.75
Modem Master	(Disk) 18.75
Jumbo Jet	32K 18.75
Space Shuttle	21.75
Chalkboard Math	15.75



Az. Residents Add 7% Tax • Add \$1.00/Program For Shipping (\$4.00 Max) • Dealer Inquiries Welcome • Some Quantities Limited

7331 E. Beverly - Tucson, AZ 85710 - (602) 885-6508



standard data entry screen. You enter the data you want matched, the Boolean operators, the type of match you want and VIP finds and displays the first record meeting the criteria. A Next option will find the next record, and so on, until there are no more matches. Multiple keys (using logical AND and OR) can be used also.

You may edit any field, and a record can be restored to its original condition. Moving from field to field during an edit is easily accomplished via the Up and Down-Arrow keys.

The Update option does not let you change the form itself, but lets you change the default fill character. In VIP Database, every field is filled with some default character; that is how the field length definition is set up. This option lets you choose a specific default character. For example, say you were going to add several sales records which all had the same transaction date. You could update the form to include that default date and you would not need to key in the date on each record.

The Print Menu option lets you set up your printer defaults, list item attributes to the printer (item attributes are lists of the attributes of each field in the record), edit your print form or kill a print form.

A print form is similar to the data entry screen — it is used to format printed information. When you print, you may select a range of records to be printed. You may have as many different forms as you like, each with a unique form name. A major drawback is the inability of the program to create lists of records. It is set up to produce a filled-in form for each selected record. You can't generate a columnar list with specified information from each record forming the columns and each record representing the line. That limits the power of the print facility.

You may sort your database (in ascending or descending order), using any field as a key. There is no provision made for subsorts using multiple sort keys. An unsort feature restores your database to its original order. This particular feature can be very handy when you just wish to temporarily sort (for a report, for example). (I sorted a file of about 30 records, with fairly quick results.)

The Copy A File command really means duplicate a record (again, the reference to a record as a file is an-

noying and confusing). You can duplicate a record, then edit it as required. I found this useful when creating a database with many similar records; it saves much keying time and can considerably speed up the data entry process.

“All things considered, I consider VIP Database a good product.”

Math Form Edit refers to the ability (64K version only) to add, subtract, multiply, divide and evaluate formulae. The math package lets you use a dollar mode (used for dollar values) and a 16-bit floating point mode (used for other precise calculations). Using the database editor, you can key in your formulae on a blank work screen to represent variable values. You may create new items by using computations and then use those items on reports you might print. This feature is one of the better parts of the package and can be useful for just about any type of calculation you might want to do.

VIP Database has size limits that restrict the length of a record, the size of a file, and other manipulations you may wish to perform. The maximum number of characters in a single item (field) is limited to the line length - 3. For example, if you have the line length set to the 85 character display, you can have a maximum field size of 82. The total number of fields in a form cannot exceed 127 (for 32K) or 255

(for 64K). The total number of characters in all fields cannot exceed 255 (for 32K) or 767 (for 64K). To let you keep track as you create your forms, a single command tallies the spaces you have used so far and displays the number for you.


The number of records that can be stored on a single disk depends upon the total number of characters in the record. An individual record will take the following number of blocks:

255 bytes	1 block
256 - 511 bytes	2 blocks
512 - 767 bytes	3 blocks

Since there are 567 blocks on the first database disk your database will be limited to 567 one-block records, 279 two-block records or 186 three-block records. If you have 64K, you may add up to three additional drives with 612 blocks each, giving you up to a possible 2,394 records!

What does all this mean? It means that the maximum number of records you could have in a database (with four drives, 64K and one-block records) would be 2,394. The minimum number would be 186 (with 32K, a single drive and using three-block records). Everything considered, this gives you a fairly good size to work with, especially if you have additional drives.

VIP Database has some special features. Using it with other VIP Library programs (most notably VIP Writer), you can add features such as Mail-merge, which enables you to develop a form letter using VIP Writer and merge a name/address database into it, printing copies of the letter to each person on the mailing list automati-




NEW DISK DRIVES

STARTING AT

\$159.00

**WITH CASE &
POWER SUPPLY**

\$189.95



TANDON MPI TEAC

Speed 5ms tk to tk and up
Capacity 250k unformatted
Tracks 40
Warranty **now 1 YEAR**


ORDER TOLL FREE!
1-800-635-0300



Even more savings!!

ALL DRIVES FULLY TESTED & WARRANTEED

Complete Disk Drive with Power Supply & Case	\$189.95
Two Drives in Dual Case & Power Supply	\$359.00
1/2 ht double sided double density Disk Drives (Panasonic).....	\$219.95
1/2 ht double sided double density Disk Drive with ps & case	\$249.95
2 double sided double density drives with ps & case	\$489.95
Single ps & case	\$39.95
Color Computer Controller (J&M)	\$129.95
DRIVE Ø FOR RADIO SHACK COLOR COMPUTER	
TANDON, MPI OR TEAC DRIVE (SINGLE SIDED 40 TRACKS SPEED 5 MS TRK TO TRK & UP)	
POWER SUPPLY and CASE, TWO DRIVE CABLE WITH ALL GOLD CONNECTORS	
J&M CONTROLLER, MANUAL and DOCUMENTATION	\$329.95 \$308.00
DRIVE Ø FOR RADIO SHACK COLOR COMPUTER	
PANASONIC 1/2 HEIGHT DOUBLE SIDED DOUBLE DENSITY DRIVE 500K unformatted	
POWER SUPPLY and CASE, 2 DRIVE CABLE WITH ALL GOLD CONNECTORS	
J&M CONTROLLER, MANUAL and DOCUMENTATION	\$399.95 SALE!
TAKE ADDED SAVINGS ON TWO DRIVE SYSTEMS	
DISKETTES with free library case	\$17.95
Unadvertised Specials	\$Call
Drives cleaned, aligned & tested	\$29.95




TECHNICAL STAFF ON DUTY, PLEASE CALL FOR ASSISTANCE.

CALL US TODAY!!

(617)234-7047

* DEALER INQUIRIES INVITED.



TRUE DATA PRODUCTS

195 Linwood Street, P.O. Box 546

Linwood, Massachusetts 01525

(617) 234-7047

HOURS MON-SAT 9-6 (EST)

We welcome

- Visa / Master Charge
- Checks (allow 2 weeks for clearing)
- C.O.D. Add \$2.00

Circle No. 89 on Reader Service Card

cally. The option is easy to use, although hard to set up. Even without VIP Writer, Mailmerge can be used with good results to print mailing labels. (Mailmerge requires 64K to operate.)

The documentation for VIP Database is outstanding. It comes in an attractive binder (small 9 by 7 size) and contains 106 pages of instructions. I found the instructions complete, clear and organized. Virtually all my questions were answered somewhere in the manual. Other than the terminology (file versus record) complaint already mentioned, I consider the documentation top-notch.

In general, VIP Database has several advantages over other database managers: first, the amount of memory required to run it is flexible. It will work well on either a 32K or 64K system and will work just fine with a single drive. Second, it supports additional drives, letting you expand your database considerably. Third, it is well-documented. Fourth, it is completely compatible with the other members of the VIP Library, giving you some options not available with other database programs. Fifth, it is easy to learn and use, is completely menu-driven and is very user-friendly. Sixth, its high-resolution screen is great and it has a number of display options.

Like all software, VIP Database also has its disadvantages. I found the report-writing portion restrictive, especially with regard to its ability to produce formatted lists using multiple records. I had occasional problems losing database forms on disks. I am not sure why *this happened*, but it did several times; I had to recreate my database from scratch and re-enter all my data. I tried calling Softlaw, but was unable to get any response to my questions. Eventually, I was able to get everything set up with no hitches, but you had better believe that I make heavy use of the Back-up command now.

I also found the restrictions on form layout hard to get along with, particularly the restriction that forces you to have only one space separating fields on the same line. I feel that this does not allow enough freedom in data entry form format.

All things considered, I consider VIP Database a good product. It performs as advertised and, except for the unknown problem mentioned above, seems to work well. It is easy to learn and yet powerful (a rare combination these days).

—Norman Garrett

BUSINESS

Handbook of Computer Applications for the Small or Medium-Sized Business


by Howard Falk
Chilton Company
Chilton's Computing Series
Radnor, PA 19089
1983
\$19.95

Has your child's "toy" piqued your interest in computers? Have you started to think about using one at work but are not quite sure of the applications? If you answered yes, then I have a book for you. *The Handbook of Computer Applications for the Small or Medium-Sized Business* by Howard Falk is designed to acquaint the novice with the full range of considerations for a computer system installation. The orientation of the book is toward the larger "mini" based systems, rather than "micros" such as the IBM-PC, Apple II, and, of course, the Color Computer.

The Handbook is intended to bring to your attention the many things that you should consider when installing a system. It contains a series of case histories that will stimulate ideas for applications, and warn against pitfalls.

The Handbook is organized into five areas: general business applications; case histories; software; computer systems (hardware); and acquisition, installation and start-up. The book also includes a glossary.

The first section covers all business applications, beginning with basic general ledger systems, continuing through accounting subsystems such



Robert Dukette

as receivables and inventories, and ending with spread sheet, word processing and data storage applications. Included in this chapter is also a description of communication capabilities.

The author describes not only the function, but also points out some of the key "control" and "business" aspects. As you can see, the book presents much diverse information under one subject heading. The information is welcome, but this approach can be confusing.


The chapter on business applications is followed by case histories. The cases vary from examples of botched installations through examples of how businesses benefited from automation. The stories are short and easy to understand, and are designed to stimulate ideas. The stories do add a real-life perspective, but I thought they would be more effective at the beginning or end of the book. The stories also appeared to be taken from another publication; their tone was markedly different from that of the rest of the book.

Once again, the software section tries to cover all facets of the subject. Starting with an elementary explanation of software and its purpose, the chapter continues through a discussion of computer languages. The discussion of packaged versus custom software is quite extensive and is must reading for a prospective system buyer. Interspersed through the commentary are questions and key objectives to keep in mind. The chapter closes with hints on contracting for custom software and cautions about the extensive amount of substandard software on the market, a warning well-taken.

The computer system discussion takes you through the nuts and bolts of the hardware. Included are descriptions of such things as CPUs, line printers, and storage devices. The chapter also discusses software such as database managers and the databases themselves. The chapter contains hints on controls, applications and warnings. Once again, the combination of subjects and levels of discussion tend to distract and confuse.

The Handbook ends with a guide to acquiring and installing a system. The author takes the reader through the beginning steps, such as deciding applications, through selecting the system and the vendor. Covered in the text are such items as requests for bids, required maintenance and education.

SUPER SCREEN



- A big 51 character by 24 line screen.
- Full upper and lower case characters.
- Easily combine text with hi-res graphics.
- PRINT @ is completely functional on the big screen.
- The powerful ON ERROR GOTO is fully implemented.
- Auto-key repeat for greater keyboard convenience.
- Control codes for additional functions.
- Works with 16K, 32K or 64K computers.
- Available on disc or cassette.
- Works with extended and/or disc BASIC.

51 CHARACTERS BY 24 LINE DISPLAY

Super Screen is a powerful, machine language program that significantly upgrades the performance and usefulness of 16K or greater, Extended and Disc Basic Color Computers. The standard Color Computer display screen is totally inadequate for serious, personal or business applications so Super Screen replaces it with a brand new, 51 character wide by 24 line screen including full upper and lower case characters. Instead of a confusing checkerboard appearance, you now have true lower case letters along with a screen that is capable of displaying 1224 characters. The difference is startling! Your computer takes on new dimensions and can easily handle lines of text that were simply too long and complex to display on the old screen.

COMBINE TEXT WITH HI-RES GRAPHICS

You can now write truly professional looking programs that combine text with hi-res graphics. Super Screen allows you to create graphics displays with the Basic LINE, DRAW and CIRCLE statements and then notate the graphics with descriptive text. You can even use PRINT @ if you wish for greater programming convenience. Super Screen's versatility will amaze you.

PRINT @ IS FULLY IMPLEMENTED

The PRINT @ statement is a valuable asset to the programmer when formatting text on the screen. The standard Color Computer will report an error if you specify a location higher than 511 but Super Screen allows locations all the way to 1223! You get a big screen and a powerful formatting tool as well. Of course, Super Screen also supports the CLS command allowing you to clear the big screen using standard Basic syntax.

ON ERROR GOTO

That's right! Super Screen gives you a full implementation of ON ERROR GOTO including the ERR and ERL functions. Now you can trap errors and take corrective action to prevent crashed programs and lost data using the same standard syntax as other computers. The ON ERROR GOTO capability overcomes a serious deficiency of Color Computer Basic and greatly improves your capability to handle sophisticated tasks. All well written, "user friendly" programs use error trapping techniques and yours can too! Now that's power!

AUTO KEY REPEAT

No more frustration as you edit a long line in your Basic program; just hold the space bar down and automatically step to the desired position in the line. Need a line of asterisks? Hold the key down and auto repeat will give them to you. Those of you who spend many hours at your keyboard will appreciate this outstanding addition to Super Screen's long list of impressive capabilities.

CONTROL CODES FOR ADDITIONAL FUNCTIONS

Super Screen recognizes several special control code characters that allow selection of block or underline, solid or blinking cursor and other functions. You can "Home Up" the cursor or you may erase from the cursor to the end of a line or to the end of the screen just like many other computers. These special codes give you an extra dimension of versatility and convenience that put Super Screen in a class by itself.

AND MORE GOOD NEWS...

Super Screen comes with complete, well detailed instructions and is available on cassette or disc. It adjusts automatically to any 16K or greater, Extended or Disc Basic Color Computer or TDP-100 and uses only 2K of memory in addition to the screen memory reserved during power up. Guaranteed to be the most frequently used program in your software library...once you use it, you won't be without it! Super Screen's low price will really please you; only \$29.95 on cassette or \$32.95 on disc!

64K Memory Expansion Kit

All parts and complete instructions

\$64.95




Mark Data Products

24001 ALICIA PKWY., NO. 207 • MISSION VIEJO, CA 92691 • (714) 768-1551

All Orders: Please add \$2.00 shipping and handling in the continental U.S. All others, add air shipping and \$3.00 handling. California residents add 6% sales tax. Foreign orders please remit U.S. funds. Software authors—Contact us for exciting program marketing details. We accept MasterCard and VISA. Distributed in Canada by Kelly Software

NEW! SUPER BUG



Mark Data Products SUPER BUG is a powerful, relocatable machine code monitor program for your CoCo. If you are a beginner, the program and documentation are an indispensable training aid, helping you to gain a better understanding of your Color Computer and machine code programming. If you are an accomplished computerist, SUPER BUG's capabilities, versatility and convenience will prove invaluable during programming and debugging.

SUPER BUG offers so many outstanding features that we are unable to list them all in this limited space. hex and alpha numeric memory display, modify, search and test; full printer support with baud rate and line feed select; up to 220 breakpoints; mini object code disassembler; 64K mode setup; decimal, hex and ascii code conversion routines and extensive documentation. Only \$29.95 on cassette or \$32.95 on disc.

ORDER ENTRY SYSTEM

The Mark Data Products sales order processing system will give a fast, efficient means to enter orders, print shipping papers and invoices, prepare sales reports, and monitor receivables. The system automatically enhances the monitor screen to a 51 character by 24 line display. 32K of memory is required along with an 80-column printer, and one or more disc drives.

The MDP order entry system is a family of programs which operate interactively by means of a "menu" selection scheme. Up to 900 products may be defined and a single disc system can hold over 600 transactions. When the operator selects a task to be performed, the computer loads a program designed to handle that task from the system disc. The system disc contains all of the programs required to create, update and maintain data files and prepare the necessary paperwork including shipping and invoice forms, daily sales reports, a monthly (or other period) sales report and a receivables report.

The MDP system:

- Is accurate, user friendly and simple to use.
- Is easy to customize for specific user requirements.
- Produces a traceable invoice.
- Handles receivables as well as closed orders.
- Is capable of future expandability.

This accounting software equals or exceeds higher priced packages for other computers and includes a detailed operating manual. For just \$99.95.

ACCOUNTING SYSTEM

The Mark Data Products accounting system is ideal for the small businessman needing a fast, efficient means to process income and expenses, prepare detailed reports and maintain most of the information required at tax time. The system is a family of programs which operate by means of a "menu" selection scheme. When the operator selects a task to perform, the computer loads a program designed to handle that task from the system disc. The system disc contains all of the programs required to create, update and maintain data files and prepare the necessary accounting reports including a transaction journal, a P&L or income report, an interim or trial balance and a balance sheet.

Up to 255 separate accounts may be defined and a single disc system can hold over 1,400 transactions. This system automatically enhances the monitor screen to a 51 character by 24 line display. 32K of memory is required along with an 80-column printer and one or more disc drives.

The MDP system:

- Is accurate, user friendly and simple to use.
- Is easy to customize for specific user requirements.
- Immediately updates the chart of accounts.
- Provides an audit trail.
- Includes end of period procedures.
- Is capable of future expandability.

This order entry software equals or exceeds higher priced packages for other computers and includes a detailed operating manual. For just \$99.95.

IMPORTANT NEW BOOKS

"Your Color Computer" by Doug Mosher. Over 300 pages of detailed information—A CoCo encyclopedia. **\$16.95.**

"Programming the 6809" by Rodney Zaks and William Labiak. One of the best 6809 machine language texts available—required reference material. **\$15.95.**

WE STOCK SOFTLAW PRODUCTS

The VIP WRITER Text Processor is rated tops by Rainbow, Hot CoCo and Color Computer Magazine. After evaluation we rate it tops too. **Disc \$59.95.**

CREATIVE COMPUTING PRESS

BASIC COMPUTER GAMES, Microcomputer Edition, edited by David H. Ahl. Here's a great collection of 101 fascinating games, all written in easy-to-use Microsoft BASIC. Play Craps, Combat, Super Star Trek, Lunar LEM Rocket, Gomoko, Checkers, Boxing, Bowling—and 93 others! With an introduction, notes on Microsoft BASIC, and conversion instructions for other BASICs. 8 1/4" x 11", softcover, illustrated, with an index. \$7.95 (\$1.50). #6C

MORE BASIC COMPUTER GAMES, edited by David H. Ahl and Steve North. In this sequel to *Basic Computer Games* you'll find 84 challenging new games, complete with sample runs, program listings and illustrations. All run in Microsoft BASIC. Race your Ferrari, become a millionaire, joust with a knight, crack a safe, and more! Conversion table to other BASICs included. 8 1/4" x 11", softcover, illustrated, \$7.95 (\$1.50). #6C2 TRS-80[®] Microcomputer Edition, \$7.95 (\$1.50). #6C4



BIG COMPUTER GAMES, edited by David H. Ahl. This book provides countless hours of entertainment and excellent educational introduction to game writing and programming through a challenging collection of computer games adapted from CREATIVE COMPUTING Magazine. You'll find classic simulations and strategy games, including Streets of the City, Presidential Election, Lost and Forgotten Island, Cribbage, Dukedom, Monster Attack and many others. There are also articles on how to add video to computer games, and how to use the computer as a "Dungeon Master." All programs are written in Microsoft[™] BASIC and are compatible with the new MSX standard. 8 1/4" x 10 1/2", softcover, illustrated, \$9.95. (\$1.50). #13C

CREATIVE COMPUTING PRESS Dept. NW2C
39 East Hanover Avenue, Morris Plains, NJ 07950

Send me the books listed below:

ITEM NO.	QTY.	TITLE	PRICE EACH	P & H* ()	TOTAL
CA, NJ and NY residents add applicable sales tax					TOTAL AMOUNT:

Payment Enclosed \$ _____ *Outside USA add \$3 per order.

Charge My: (\$10 minimum)
 Am Ex MC VISA

Card No. _____ Exp. Date _____

Mr./Mrs./Ms. _____
(please print full name)

Address _____ Apt. _____

City _____ State _____ Zip _____

For faster delivery, CALL TOLL FREE 800-631-8112.
(In NJ only: 201-540-0445)

Also available at your local bookstore or computer store.

BEFORE YOU BUY ANOTHER PIECE OF SOFTWARE

CONSULT THIS BUYER'S GUIDE



Selecting the programs, systems, and games for your personal computer can be an ordeal. You want the best package that's compatible with your system—at the right price!

LOOK NO FURTHER, THE OLYMPIC EDITION OF THE CREATIVE COMPUTING 1984 SOFTWARE BUYER'S GUIDE IS HERE!

The Editors of CREATIVE COMPUTING have awarded the Olympic Gold, Silver and Bronze medals to the leading software packages in Education, Word-Processing, Spreadsheets, Games and Database Packages... Full product descriptions, reviews and screen photos help you choose the package you need and want!

You also get a complete directory of software products for the Apple, Atari, Commodore 64, TRS-80 Color Computer and IBM PC, with price, system requirements and program descriptions that help you select, not settle.

A full listing of software manufacturers, with names, addresses, types of software and compatible hardware requirements makes this the most complete software guide on sale today!

ORDER YOUR COPY TODAY!
Also available at your local newsstand and computer store.

NV9C

SOFTWARE BUYER'S GUIDE

CN 1914, Morristown, NJ 07960

YES! I'm enclosing \$4.95 (\$3.95* plus \$1.00 postage and handling) for the 1984 SOFTWARE BUYER'S GUIDE. (Outside USA \$6.00.)

Mr./Mrs./Ms. _____ print full name

Address _____

City _____

State/Zip _____

*Residents of CA, NJ and NY State add applicable sales tax.

All in all, the Handbook is a valuable tool when contemplating installation of a system. The amount of information provided is enormous, and the author continually provides subjective commentary on what should be done and not done. Especially helpful are summary checklists of important points; these help the reader sort out key elements from the mass of information provided.

On the other side, the Handbook tries to be all things to all people. It is distracting to jump from level to level within the text; the author often addresses both elementary and advanced topics in the same paragraph. At times the book appears to be more a collection of random thoughts than a well-organized reference book.

— Thomas Foster

Business Manager

Reitz Computers and Electronics
3170 West Central Avenue
Toledo, OH 43606
(800)242-2626
(800)247-2626 in Ohio
\$24.95 cassette
\$29.95 disk

Did you buy your computer to keep your company books or to track your personal finances? If so, Business Manager could be for you. It's a single-entry small business accounting system written in Basic that's easily transferable to disk.

Once you have the program loaded and running, you'll see 12 choices on the main menu. They are: Input Transactions, Replace Transactions, Delete Transactions, List Account Transactions, List All Transactions, List Account Totals, Print All Transactions, Monthly Statement, Yearly Statement, Tape/Disk Routines, Condense Transactions, and Name Accounts. To get the system started you use Name Accounts. What you do is set up the accounts, alphabetize them, and print them out for later use.

The Input, Replace, and Delete Transactions options give you quite a bit of control over what goes on in the system. Together they form a fairly strong transaction editor.

The options that let you List Account Transactions, List All Transactions, List Account Totals, and Print All Transactions give you an overview of what's happening in the system. The List Ac-

count Totals option is particularly handy because it lets you see exactly where your company or personal finance is going.

The Monthly Statement option has two sub-options, one of which clears all of the entries for that month, clears the monthly totals, and adds the monthly totals to the yearly totals. In other words, if you want, it will clear and set up the next month. (That's slick.)

The Yearly Statement option also has two sub-options. You normally use it to get a yearly statement. But you can use it to clear all the totals and set up a new year's accounts. This is like restarting the program, but the account names are not lost. This kind of implementation makes this program stand above average for its type.

The Tape/Disk Routines are pretty much what you would expect. You can load or save from either tape or disk. There are three files set up by the program and they are automatically taken care of by the routines. In other words one load or one save is all that is necessary.

The Condense Transactions option is another unusual one. All transactions are in memory for fast retrieval. Memory can only hold 300 transactions. When you get near 300 you delete them with Condense Transactions. The transactions are removed but not the totals. The totals are kept in whatever account they belong. The whole system is renewed and the totals of the transactions are not lost — another clever implementation.

Is this program a good buy? Well, the price is right, and the documentation is good! Putting that aside, a lot depends on how complete an accounting program you are looking for. While it is called an accounting system, Business Manager is really more like a profit and loss statement. There are no capital, asset, and liability accounts which generally make up a full-blown accounting system. But what it does, it does well.

The main reasons that double-entry bookkeeping is so popular are that it's easier to find mistakes, and if someone else keeps the books, it's pretty hard to steal. What this means is, if you're the one who keeps the books, and you're careful, you should have no problems with single entry. For the price, Business Manager does a terrific job.

— Bob Jack

NEW! BT Companion

Expansion Interface Units

Basic Technology offers you the most features and best quality for the money!

Compare these features:

	BT COMPANION	TRS-80 Multi-Pak
• Power ON Indicator Light	YES	NO
• Cold Start Reset	YES	NO
• Gold Socket Connectors	YES	NO
• Gold Edge Connector	YES	NO
• Socketed Integrated Circuits	YES	NO
• Manual Cartridge Selector	Pushbutton	Slide Switch
• Keyboard/Program Selection	YES	YES
• Cartridge ON Indicator	YES	NO
• Extension Cable	YES	NO
• Number of Expansion Slots	5	4
• Warranty	180 days	90 days
• User's Manual w/schematics, parts layouts and parts lists	YES	NO

Also for the Color Computer:

BT-1010 Parallel Printer Interface	\$ 79.95
BT-1020 Real Time Clock/Calendar	\$109.00
BT-1030 Versatile Interface Port	\$ 69.95

Add \$5 s & h. Check, money order, VISA, MC (Account # and exp. date). COD charge \$2 (req. certified check or M.O.). Mich. residents add 4% sales tax.


basic Dept. C
TECHNOLOGY

Dept. C

P.O. Box 511

Ortonville, MI 48462

(313) 627-6146



BT Companion

New Price . . \$225.00

BT-1000 with built-in power supply

\$250.00

With power supply and 8k RAM \$275.00

CALL TODAY

or send for

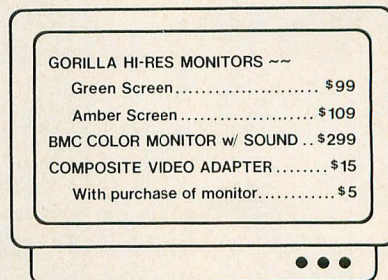
FREE BROCHURE!

Circle No. 3 on Reader Service Card



4791 Broadway, Suite 2F Dept. CM
New York, New York 10034

MORSE CODE TEACHER — Teaches the letters and numbers and gives practice to up to 5 wpm. Req. 16K ECB **\$15/Cass**
MORSE CODE TUTOR — Gives code practice up to 27 wpm. A must for upgrades **\$15/Cass**
HF ANTENNA DESIGN — Calculates dimensions of quads, dipoles, and Yagis, optimized for maximum gain. Req. 4K RAM **\$10/Cass**



GORILLA HI-RES MONITORS ~~~

Green Screen \$99

Amber Screen \$109

BMC COLOR MONITOR w/ SOUND . . \$299

COMPOSITE VIDEO ADAPTER \$15

With purchase of monitor \$5

Check or MO to CYNWYN. NY residents add sales tax. 3% shipping, \$2 minimum. SASE for catalog or call (212) 567-8493

Circle No. 18 on Reader Service Card

— By Mail ★ College Degrees ★ By Mail —

■ Use Your C.C. or Other P.C. ■

To Earn a College Degree, in *Computer Sciences* or Any Other Subject Thru The Mail From *Major Universities* — Bachelors, Master's and Ph.D.'s Are All Available.

Report (Normally \$14.95) — Only \$9.95 Before May 1 st.


**Send To — J & L Educational Consultants
3600 S. Harbor Blvd. Suite #244, Oxnard, CA 93030**

— By Mail ★ Major Universities ★ By Mail —

Circle No. 68 on Reader Service Card

Color Computer/57

GAMES & ENTERTAINMENT



Hey, let's play a game together, or do something else with our Color Computer that's really entertaining. These programs can take us on a journey through the stars, into inter-galactic fights, through never-before-imagined lands . . . They can thrill us, chill us, tickle our fancy, stir our imaginations, push our thinking processes to the limit, and — sometimes — teach us a handy trick or two.

Rainbow Quest

by Richard Ramella
Wayne Green Books
Peterborough, NH 03458
(603)924-9471
16K Extended Basic
\$24.97 cassette and paperback

You have read and enjoyed Richard Ramella's Sorcerer's Puzzles here in **The Color Computer Magazine**. Now he's written a classic children's story called *Rainbow Quest*.

Rainbow Quest is more than just a story. Sprinkled throughout the book are 25 Color Computer games. The *Rainbow Quest* package comes with the 25 games recorded on cassette. You must play and win each game to learn the key word you need to play the next game. Key words are listed at the end of the book to help children progress past games they're unable to win.

The Story

The tale begins as Molly and Sam are sent by their parents to another planet to take part with dozens of other children in the *Rainbow Quest*. Their task is to travel 400 miles west in one week, with just a few supplies. They must use their heads to find food and transportation.

As the *Rainbow Quest* leader says in his opening speech, "You won't be adults when you complete the *Rainbow Quest*, but it's an important step toward growing up. It gives you training for going on your own, for using your noodles, for making decisions... you're in for a lot of surprises in the next seven days."

"A lot of surprises" is putting it mildly. On their quest the children encounter nasty pirate kidnapers, good and bad robots, and a fairy child. They pilot magical vehicles (every child's dream), and learn to fly.

I won't give away the story's ending, but it surprised and pleased me.

The Games

The games accompanying *Rainbow Quest* are written in Basic. They include logic puzzles, sight and sound recognition, and arcade-like action, among others.

I enjoyed the logic and sight recognition games the most. They reminded me of board and card games I played and loved as a child. Remember the white plastic cross-shaped game board with red pegs in all but the center hole? You had to jump over and remove all the pegs until only one was left. I didn't grow out of that game, but stopped playing it after losing most of the little red pegs in my set. That game appears in *Rainbow Quest* under the name "Redboot Parade." I couldn't tear myself away; I played it for hours.

The arcade games, however, are more frustrating than fun. In general you must use the Arrow keys to pilot an object through a set of obstacles. In some cases you must repeatedly hit the keys to move; in others you can just hold the keys down. Unfortunately, key response is horrible in these games — there is always a painfully noticeable gap between hitting a key and seeing the object move. At times these games seemed impossible to win. I couldn't get the Arrow keys to work at all in the second part of "Magneteorites" and, I'm afraid, sent all of my space-ships to fiery crashes.

The replay capacities of the games are inconsistent. The first, "Timegate," won't let you quit until you've completed the course. That last time gate

is pretty narrow — I don't want to talk about how long it took me to get through it. I certainly would have appreciated the option to quit every five games or so.


Other games suffer the opposite problem. They don't give you a chance to play again without restarting the program. Every time I crashed into a "Corkscrew Highway" wall or made a logic error in "Checker Plain," I had to hit the Break key, type RUN, and reenter the key word to play again.

File names are not always the same as stated in the text. For example, the instructions on page 5 tell you to load Timegate. Typing CLOAD "TIMEGATE" won't get you anywhere, though. You must use CLOAD "TIME". The blue leaflet accompanying the package explains this and lists the file names, but I forgot to check it more than once. This information should have been included in the text rather than in supplementary instructions.

The book and cassette are packaged in an attractive plastic case that will fit neatly on your bookshelves. The book is well-designed: the artwork blends nicely with the story, and the spiral wire binding lets the book lie flat when you're playing a game.

All in all, I enjoyed the book thoroughly and the games occasionally. Combining a fiction story with computer games is a good idea, but the games in this package need a little work.

— Lynn Rognsvoog, staff



Food War

Arcade Animation, Inc.
21 The Fairway
Upper Montclair, NJ 07043
\$24.95 tape, \$27.95 disk
16K

Food War is an arcade game in which you try to move past numbers of chefs and over to your ice-cream cone before it melts.

You can attack the chefs by throwing food at them. They can also throw food at you.

There are several levels of play. The graphics in this game are good.

Food War is a good add-on to your collection of arcade games.

— Chris DeSimone

Time Fighter

Mark Data Products
24001 Alicia Parkway #207
Mission Viejo, CA 92691
(714)768-1551

16K Color Basic, Joysticks
\$24.95 cassette, \$27.95 disk

This game is my idea of getting the most out of the Color Computer, and with only 16K to boot!

In Time Fighter you are the pilot of a space fighter, with a mission to seek out and destroy the Time Guardian. But (as always, it seems) it isn't quite that simple. You must first pass through three time zones and their obstacles with only a limited amount of ammunition.

Among your hurdles are fireball-spitting birds, WWI machine-gun fire, guided bombs, smart missiles, and mine fields. Sound rough? Don't expect to master this one quickly.

The game is fast and the graphics are well done. One nice touch is the Pause feature. Joystick control is a bit sluggish at times, though.

In conclusion, Time Fighter is a winner. It is not a game to be easily mastered and then put away on the top shelf in the closet. To Robert Shaw, author of the program, my compliments.

— David Barry, Jr.

Cu*Ber

Tom Mix Software
4285 Bradford N.E.
Grand Rapids, MI 49506
(616)957-0444

\$27.95 cassette
\$30.95 disk
32K

Cu*Ber is the Color Computer version of the popular arcade game O'Bert. It is your job to hop from cube to cube, changing their colors to the target color displayed in the upper left corner of the screen.

This may seem simple, just hopping on a cube and changing its color. On different levels the cubes change color in different ways. On level two it takes two jumps to change each cube to the target color. In levels three and four one jump will change a cube to its target color, but jumping on that same cube again will change it back to its original color.

Cu*Ber must avoid vipers and nerds. Dorks can jump on cubes and change them back to the original color. There are also bouncing balls — some help you and others are deadly. Sound intriguing?

With Radio Shack joysticks Cu*Ber is not self-centering. Having the stick in the wrong position when Cu*Ber comes on the screen will move him in that direction. Stopping Cu*Ber on any given cube is no easy trick. A self-centering joystick makes playing the game more dependent on skill rather than luck.

All in all I found Cu*Ber enjoyable. It can entertain an adult, yet it's simple enough for my 5-year-old to play.

— Kenn Perry

Galagon

Spectral Associates
3418 S. 90th St.
Tacoma, WA 98409
(206)581-6938

\$24.95 cassette
\$28.95 disk
32K

Galagon is a version of the arcade game Galaga. It looks good, sounds good, and plays right.

You are in a spacecraft that moves horizontally across the bottom of the screen. In the first screen five strings of aliens attack your spaceship by looping above you, and departing to the top of the screen. As your enemies attack, they drop, disappear through the bottom of the screen, and reappear in the top formation, if you haven't shot them.

When the last enemy is blasted out of existence, a new screen starts with strings of aliens attacking and going into formation at the top of the screen.

There are three types of aliens in Galagon. The blue aliens are worth the least, the red aliens are worth more points, and the Boss Galagons are the most difficult to deal with. Boss Galagons must be shot twice to be destroyed, and they can stop a dive and extend a vertical tractor beam that will capture your ship.

When your ship is captured, the Boss Galagon drags it wherever he goes. You must try to shoot the Boss Galagon; if you're successful, you double your fire power.

Other features of Galagon are: more than 50 possible screens; you earn bonus ships after scoring 20,000, 50,000, and each additional 50,000 points; and every third screen is a challenge screen that offers you a chance to earn bonus points.

This is a great game. If you like the arcade version, buy this one.

— John Jermaine

Tut's Tomb

Mark Data Products
24001 Alicia Parkway, No. 207
Mission Viejo, CA 92691
(714)768-1551

\$24.95 cassette
\$27.95 disk

Archaeology and the supernatural that surrounds it has always intrigued me. The object of Tut's Tomb is to guide your man (an intrepid adventurer on an archaeology treasure hunt) through the treasure-laden tomb of the great Pharaoh. The caves are filled with more than just treasures; also to be encountered are bats, vultures, a whirling curse, and snakes. I hate snakes!

Before starting the game (but after loading) the program gives you a preview of what is to come. All 16 levels (chambers) are shown. The game's increasing complexity becomes apparent as the display advances toward the 16th level. You can escape the display mode and get on with the game at any time by pressing any key.

Each chamber is a yellow brick-lined maze. The previously mentioned nasties do their best to keep you from gathering passage-way keys and treasures. You win points for each treasure collected, each key obtained, and for each nasty you shoot. Your adventurer's gun will fire only to the left or right (horizontally) and in only one direction at a time. The gun works well until the creatures begin to swarm, or one has you trapped in a vertical movement, or even worse, you run out of time (not time to play, but time to use your gun). You begin with a timer value of 100. The value decreases as you play. Whenever you open the door to a large treasure your timer is reset to 80. Even when you're out of time the situation is far from hopeless — you can fire a flashbomb. All the

creatures vanish giving you the opportunity to make haste. You earn a flashbomb every time you open a large treasure door or after losing a man to the creatures.


Flashbombs are indeed your secret weapon. So secret, in fact, that how to operate them was left out of the documentation. I was killed numerous times before my son discovered that the spacebar controls the flashbombs. The documentation also fell a bit short on its loading instructions. Once the program has been loaded, and the screen changes from a Mark Data logo to a red test screen, you're supposed to hit any key to get into the game. Hitting just any key doesn't do it; you have to hit the Enter key.

Aside from these documentation glitches, the game is very good. I became hooked. As soon as one game ended I began another round. Tut's Tomb has really good graphics and sound effects. I recommend Tut's Tomb to all arcade game fans.

— Jean Plesser

Junior's Revenge

Computerware
Box 668
Encinitas, CA 92024
(619)436-3512
\$28.95 cassette
\$31.95 disk



Junior's Revenge is Computerware's sequel to the popular Donkey Kong arcade game. In Donkey Kong you were Luigi, trying to save your girlfriend from the giant ape. After you saved the girl, you captured the ape and put him in a cage.

In Junior's Revenge you are the ape's son. You must unlock your Dad's cage and rescue him by stealing the keys from Luigi. That would be a simple

matter except for Luigi's trained pests: ZuZu attack birds, and the vicious (and hungry) Vinegators.

The game has four levels. You must climb, swing, and jump your way through vines, islands, chains, a trampoline, and Luigi's hideout. You can get points by jumping over the ZuZu birds and Vinegators, by pushing the keys into the locks, or by picking a fruit growing on a vine and dropping it on one of Luigi's critters.

A bonus timer gives you points whenever you finish a screen, and at

**"Junior's Revenge
is Computerware's
sequel to the popular
Donkey Kong
arcade game."**

every 10,000 points you get another Junior.

The graphics in Junior's Revenge are colorful and very well done, with one exception. On the chain screen, Junior must push keys up several parallel chains into their locks to unlock Daddy's cage. It is hard to see the ZuZu birds and Vinegators, since they blend in with the chains. Aside from that screen, I am impressed with the graphics and animation in the game. The sound effects are good, too.

Small touches make this a professional game. The cartoons between each screen are indicative of the game's polish. One of these has Junior pushing Daddy off the screen to safety while being chased by Luigi. Junior then turns around and chases Luigi off the screen to the next level of the game.

The manner of selecting either a practice game or a real game is pretty clever, too. Junior is on a platform, with a box on each side. The boxes are labeled "Demo" and "Game." To play a practice game you make Junior walk over to the demo box and jump onto it.

The practice mode is an interesting beast. Instead of slowing the regular game down, or giving you extra Juniors, or both, the demo mode makes you almost invincible. In a practice

game you can walk or climb right through the ZuZu birds and the Vinegators, but you still die if you fall off a vine or the bonus timer runs out. This allows you to "play" all four screens without an unreasonable amount of practice. (No matter how much fun a game is, I don't like to spend sixty-odd hours in front of the computer just to catch a glimpse of the third screen.)


With the proper joystick you can be reasonably successful at Junior's Revenge. In this case, you should use either an Atari-type joystick or one with a spring return to center. Several spots on the trampoline screen are well-nigh impossible to get through with a regular-issue Radio-Shack joystick. Though this game might not be reason enough to upgrade your computer to 32K, it could be reason enough to get a different joystick.

Junior's Revenge is a fine game. Not only is it playable, it is fun and it has excellent graphics and good sound. It won't be left gathering dust on my shelf for some time.

— Gary Teter

Black Sanctum

Mark Data Products
24001 Alicia Pkwy., No. 226
Mission Viejo, CA 92691
\$24.95 cassette



Black Sanctum starts by describing your mission: to win the game you must find and destroy the forces of Black Magic. The adventure begins on rugged mountains covered with pine trees; you can see a cabin (in wonderful high-resolution) in the distance.

You will eventually make your way to the St. Sebastian Monastery where the main portion of the adventure is played. The monastery is a maze with

a library, corridors, an alcove, a locked door, stairs, a secret passage, a caretaker, etc. I won't tell you how the adventure is solved, but I will say that there is a solution. By using logic and imagination the adventure can be successfully completed.


Here are few tips: never use anything unless you have to; always fully examine an object to make sure you haven't missed something; if you know you have a problem solved but can't find the correct wording, keep trying; make a map as you go. Having two people trying to solve an adventure makes it easier, since one might overlook something the other person will see.

This was my first adventure program, but it won't be the last. Adventures can be a little frustrating at times, but they are a nice change of pace from the shoot-ém-up arcade games. *Black Sanctum* is a very good adventure. It even includes a routine to save the game in progress so it can be completed later. I recommend it for anyone, especially as a first adventure program.

— William Estep

Nova Pinball

Bumblebee Software
P.O. Box 25427
Chicago, IL 60625
\$20, cassette



Ready for a good game of pinball? So is your Color Computer — if you buy Nova Pinball. This machine code simulation offers most of the features and action of a real pinball game.

Nova's claim to fame lies in its ball action. The ball moves smoothly and follows a realistic trajectory as it bounces off obstacles. The speed is

good. The sound effects, while not spectacular, are adequate.

Nova has many of the same targets and bonuses as any pinball machine. There are bumpers, thumpers, and ball slots. The bumpers and thumpers are both worth 10 points and the slots 100 points. Bonuses of double and triple score are given for getting the ball through multiple slots. The slots are also used for toggling the ball kicker in the left alley gutter. If you get a triple bonus on your last ball, you get a bonus ball.

The C key is the coin slot, and the P and S keys control the plunger. You can use the P key to vary the plunger's force when it hits the ball. The left and right flippers are controlled by the Down Arrow and Clear key.

Nuts and Bolts

The action of the bumpers and flipper is realistic. (I was occasionally tempted to shake my Color Computer like I would a real pinball machine.)

CP/M™ for your Color Computer

**Includes CP/M 2.2 & Utilities
Add Z80A power to your Coco**



COCO COUPLER 1 is the low cost way to use the world's largest library of personal and professional programs. Simply plug the COCO COUPLER 1 into the expansion port of your TRS-80 Color Computer and plug the disk controller into COCO COUPLER 1 - no modification to your system is needed. COCO COUPLER 1 contains its own 4 Mhz Z80A microprocessor and firmware for efficient execution of CP/M programs. COCO COUPLER 1 supports WORD—PAK 80 x 24 display board from PBJ Inc.

ONLY the Digital Research CP/M operating system assures you total compatibility.

COCO COUPLER 1 supports both single and double density diskettes.

COCO COUPLER 1 comes complete with CP/M 2.2 diskette and Users Reference Manual.

\$250.00

Shipping Included
MASTERCARD and VISA accepted
California residents add 6%

WAYNE TECHNOLOGY

P.O. Box 5196 • Anaheim, CA 92804-1196 • (714) 772-5757
TRS-80™ Tandy Radio Shack Corp.-CP/M™ Digital Research-Z80A™ Zilog Inc. WAYNE TECHNOLOGY is a licensed distributor of CP/M 2.2

There were a couple of things that could have been done better, however.

First, the flippers aren't as responsive as they should be. Many real pinball machines have the same problem, but I don't think this is a desirable effect.

The ball also has a tendency to take off at high speeds towards the exit. Usually the quick exit is due to ball action off the bumpers, all part of the game. Sometimes, however, the ball makes up its own mind about when to take a dive. This wouldn't be as much of a problem if the flipper response were improved.

Nova's graphic representation of a pinball machine rates only fair. The screen does look like a pinball machine, but the level of detail is not as good as it could be.

Nova's documentation is short, just one sheet, but it covers more than enough to get started.

Nova Pinball is reasonably priced. If you like playing pinball, think about adding it to your software library.

— Richard Uglum

Ockywocky

Prickly-Pear Software
8532 E. 24th Street
Tucson, AZ 85710
\$24.95 cassette
\$29.95 disk

Have an itching to step in James Bond's shoes for a few hours? Try this game: Ockywocky.

The object of the game is to find Ockywocky, an agent of the evil Dr. Glimm. There are two ways to win: name Ockywocky (out of 32 suspects) or find the combination to Dr. Glimm's vault (it holds a document that tells who Ockywocky is).

How do you do it? You travel around the world on a budget of \$3500 and with 10 days (on the lowest level). You contact informants for tips on Ockywocky, or for one of the three numbers in the vault code. Making an accusation lets you try to identify Ockywocky.

The manual lists the 32 suspects and gives some information about each person: where in the world they are, their names, whether they're an agent

or a bureau chief, their sex, age, height, weight, eye color, and hair color.

The informants give you *information* such as "Ockywocky does not have black hair," or "Ockywocky is ambidextrous" or "Ockywocky is an agent." From these clues you can narrow the list of suspects. Just be sure you know who Ockywocky is before you accuse him, or you lose the game.

The manual was well-written and really helped me understand the game. On the back is a time-travel chart for a quick glance at the mileage and fares between the different cities.

— Chris DeSimone



It's time we put our chips on the table

... and showed you our best deals on computer hardware.

HARDWARE SPECIALS

Extended Basic w/bk	\$ 39.95
64k (DE) Memory Upg	\$ 59.95
Amdek Disk Drives	\$499.95
26-3029 CoCo Drive 0	\$329.95
26-3023 CoCo Drive 1	\$239.95
HJL Keyboard (D.E.F.2)	\$ 79.95
Super Pro Keybd. (D.E)	\$ 64.95
26-3127 64k Extended CoCo 2	\$229.95
26-3801 Model 100 8k	\$549.95
26-3816P 8k Upgrade Model 100	\$ 99.95
26-1192 CGP-115 Printer/Plotter	\$169.95
26-1271 DMP-110 Printer 50 cps	\$349.95
C. Itoh 8510 AP Printer 120 cps	\$399.95
Gorilla/NAP Video Monitor (Grn)	\$109.95
Video Monitor Adapters	\$ CALL
26-3024 RS Multi-Pac Interface	\$ 89.95
Botek Ser/Par Interface	\$ 69.95

ACCESSORIES

RS D.C. Modem IB	\$ 89.95
Novation J-Cat Modem	\$129.95
RS D.C. Modem II	\$179.95
Signalman MK X Modem	\$179.95
Hayes SM 300 Modem	\$239.95
USR Password 1200/300	\$429.00
CoCo Switcher	\$ 39.95
Elephant Disks ssdd	\$ 22.95
26-3030 OS-9 (64k)	\$ 64.95 (disk)
Basic-09 (req. OS-9)	\$ 87.95 (disk)
"C" Compiler (OS-9)	\$ 87.95 (disk)
FHL O-Pak (req. OS-9)	\$ 34.95 (disk)
Elite Word	\$ 59.95 (d&c)
Elite Calc	\$ 59.95 (d&c)
Color Term Plus	\$ 29.95 (cass)

MSI SOFTWARE

MSI DISKUTIL		NEW	\$19.95
COLOR FINANCE 1			\$49.95
COLOR FINANCE 11		NEW	\$69.95
MSI NAMEFILE			\$24.95
MSI CALENDAR		NEW	\$19.95

Call for prices and availability of your favorite software and hardware. All advertised items subject to availability. Prices do not include shipping and handling. All of the above units are covered by our 120 day carry-in warranty.

TRS-80 Trademark Tandy Corporation. Prices subject to change without notice.
Write for our FREE newsletter.

TOLL FREE TENNESSEE 1-800-545-2502 | TOLL FREE 1-800-251-5008




DELKER ELECTRONICS, INC.
P.O. Box 897
Dept. T
408C Nissan Blvd.
Smyrna, TN 37167




800-251-5008
800-251-2502 (TENNESSEE)
615-459-2636 (TENNESSEE)
615-254-0088 (NASHVILLE)


Dodge Ball, p. 64




Crystal Castles, p. 64



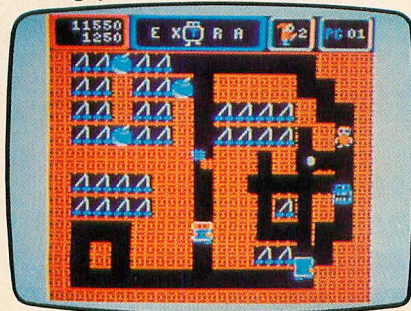
Candy Co., p. 64



King Tut, p. 65



Mr. Dig, p. 65



GIMME SOME GAMES!

I'd had enough. Enough of deadlines, traveling to computer shows, phone conversations, and far too many conferences. My Color Computer hadn't been turned on for almost two weeks. I burst into Review Editor Tom Juergens' office and said, "Gimmie some games."

With a packed box under my arm I left Tom's office as abruptly as I had come in. "No calls," I mumbled to Kristi on my way through the reception area.

Back upstairs I locked my door behind me, put my music on loud, and plugged in my joystick. Enough of business, enough of magazines, enough of serious thinking. I got me some game-playing to do.

— K.L., *Color Staff*

Dodge Ball

by Lynn Yarborough and Mike Smith
Spencils Software
709 Spencer Street
Prattville, AL 36067
(205)365-3533

32K
\$24.95 cassette
\$29.95 disk

I was able to drink my morning coffee while playing Dodge Ball. The game is a cross between good old-fashioned schoolyard dodgeball and Pong, the original arcade game where a ball bounces off walls.

In one-player Dodge Ball you are a little man who, using your joystick, is trying to dodge a not-so-smart bouncing ball. There are obstacles, extra-point markers, and multiple action levels. But even so, they are not enough to hold interest for very long.

In two-player Dodge Ball one player is the man and the other player is the ball.

Crystal Castles

ThunderVision
P.O. Box 30012
Grand Junction, CO 81503
(303)245-4208
32K
\$24.95 cassette
\$29.95 disk

I must be on a roll: Crystal Castles is another fun game in a simple package. You are a bear running around various castles picking up as many gems as you can. Trying to stop you are Gem Eaters, Berthilda the witch, moving trees, and a swarm of bees. Your only aid in avoiding obstacles is getting and wearing The Hat, which enables you to kill the witch. If you happen upon some honey during your gem-gathering spree, stop and eat it for extra points. But don't stop for too long or the bees will get you.

The graphic screens in Crystal Castles are nicely done. They are three-dimensional cube-like structures. The gems, like Pac-Man dots, are laid out in paths along the castles.

Candy Co.

Intracolor Communications
P.O. Box 1035
East Lansing, MI 48823
(517)351-8537
32K
\$34.95 cassette and disk

Candy Co. is a delightful game. It's fun and has a host of characters that educate as the game is played. Don't worry, Candy Co. is not just for kids. We oldsters can enjoy Candy Co. without letting Intracolor's good lessons stand in our way.

Without pigeonholing Candy Co., the game action is similar to a combination of Donkey Kong and Frogger, but similar is as close as it gets to imitating anything. In the one-player game you are Candy Dan; when two play, the other player is Q.P. Doll, a faceless beauty who sometimes is the object of Candy Dan's rescue attempts and other times is Dan's partner in his fight against the bad guys and their terrible devices.

There are three types of playing screens, each with its own challenges. Basically, the action has you jumping from moving conveyor to moving conveyor knocking off bad guys, picking up candy, and avoiding cherry bomb:

An example of Intracolor's educational orientation is in the game's documentation: "Cherry Bombs: You should never play with fireworks. If you touch a cherry bomb it will explode..."

Two-player gaming is in the cooperative spirit rather than combative. The two players fight together for a common end. "In a two-player game, both players contribute to the same score and both players draw from the same supply of Thinking Caps." Thinking Caps are another fine example of a wholesome game-playing attitude. Rather than kill one player and call in its reinforcement, if Candy Dan gets knocked off the conveyor belt you lose a Thinking Cap rather than a life. And, of course, Thinking Caps are something to be proud of collecting. Candy Co. is good clean fun for children of all ages.

King Tut

by Bob Burgess
DSL Computer Products
P.O. Box 1176
Dearborn, MI 48121
(313)582-8930

32K
\$29.95 disk

I didn't enjoy playing King Tut, especially when I compared it to Mark Data's Tut's Tomb.

You are an explorer in a cave filled with treasures and demons. The program, written in Basic, feature nicely-done graphics, but sluggish reaction to joystick movement. I died more than once while waiting for the joystick to respond. Also, whenever the explorer is stopped by a demon the program takes too much time to let you continue play.

A longer-than-necessary response time may not be important in a text game, but in this shoot-'em-up game, it's deadly.

Mr. Dig

Computerware
Box 668
Encinitas, CA 92024
(619)436-3512

32K
\$27.95 cassette
\$30.95 disk

I didn't like Mr. Dig until I got into sync with the game. Although simple

in appearance, Mr. Dig screams for the application of a thoughtful gaming strategy to do well.

Basically, the player travels around a maze eating cherries and keeping a good distance from the Meanies. Besides cherries for eating, there are apples for knocking Meanies down. How? Make an apple fall by digging the ground out from under it. Then trick a Meanie into moving under the apple just before it falls. The result is one less Meanie to worry about.

The game performs well on two levels. At its simplest, it is an easy-to-learn Pac-Man type game for very young children. Apply a little brain power and it becomes a challenging game for all.

Baseball

by Dale Lear
Radio Shack
One Tandy Center
Fort Worth, TX 76102

16K
\$24.95 ROMpak

It's a good thing I didn't begin my day with Baseball, or I wouldn't have gotten to any of the other games. Radio Shack's Baseball is a great program. Congratulations to Dale Lear, Baseball's programmer. Not only is the play good, but Dale's attention to detail is superb.

The game begins, aptly enough, with the National Anthem. I'm sure the umpire shouted, "Play ball," but the crowd drowned him out. My team, The TCCMs, is home team playing against a bunch of stringers managed by my computer, The CPUs.

"Go soak your circuits," shouts my pitcher. I quiet him down, but inwardly smile at his spirit.

"Save it for the mound, kid," I say and pat his butt. He shoots me an aw-shucks look and spits a stream of brown juice at a mosquito on the lip of the dugout. Nice shot.

My team takes the field. The crowd is on their feet. The boys eat it up. They take to their positions after a few warm-up tosses. Ernie, my pitcher, checks Otis, the catcher, for the sign. Ernie is pointing his joystick down and to the left: curve ball, inside. The batter swings. The crowd gasps. Chaucer, at third base, takes the ground ball, sets and throws to Janis (women's lib


Baseball, p.65




Icebird, p. 68



Pengon, p. 69



Turtle Attack, p. 69




Color Panic, p. 70



DISK DRIVES DISK DRIVES DISK DRIVES DISK DRIVES DISK DRIVES DISK DRIVES DISK DRIVES

PRICE BREAKTHROUGH


Super Sale on New Disk Drives



Introducing
MEGADISK


5 to 20 Megabyte, ready to run on the TRS 80 Model I/III/IV/4P, color computer, I.B.M. PC, Apple, Franklin

DRIVE A HARD BARGAIN™ Complete Systems Starting at \$999.95
Call Toll Free Ordering 1-800-343-8841



High Quality Lowest Price

Drive 0, 1, 2, 3
for the
Color Computer
Starting at \$199.95



Disk Drive Upgrade
for model III/IV easy to install system
Starting at \$369.95
Call for new lower price

SOFTWARE SUPPORT, INC.

One Edgell Road, Framingham, MA 01701 (617) 872-9090
Hours: Mon. thru Fri. 9:30 am to 5:30 (E.S.T.) Sat. 10 am to 4:30 pm

DEALER INQUIRIES INVITED.

TERMS:
M.C./Visa/Amex and personal checks accepted at no extra charge. C.O.D., please add \$3.00. Shipping: Please call for amount. Not responsible for typographical errors.

CANADA
MICRO R.G.S. INC.
751, CARRE VICTORIA, SUITE 403
MONTREAL, QUEBEC, CANADA, H2Y 2J3
Regular Tel. (514) 845-1534
Canadian Toll Free 800-361-5155

Service! Service!

All in stock products are shipped within 24 hours of order. Repair/Warranty service is performed within 24 hours of receipt unless otherwise noted. We accept C.O.D., foreign and APO orders. School and D&B corporate P.O.s accepted.

TRS/80 Registered Trademark Tandy Corp. IBM-PC Registered IBM Corp. Apple Registered Trademark Apple Computer Corp. Franklin Registered Trademark Franklin Corp. Max/80 Registered Trademark Lobo Int.

DISK DRIVES DISK DRIVES DISK DRIVES DISK DRIVES DISK DRIVES DISK DRIVES DISK DRIVES

DISK DRIVES DISK DRIVES DISK DRIVES DISK DRIVES DISK DRIVES DISK DRIVES DISK DRIVES

DISK DRIVES
DISK DRIVES
DISK DRIVES
DISK DRIVES
DISK DRIVES
DISK DRIVES
DISK DRIVES
DISK DRIVES
DISK DRIVES
DISK DRIVES
DISK DRIVES
DISK DRIVES

PRICE BREAKTHROUGH

Super Sale on New Disk Drives Starting at \$169.00!

Tandon — Siemens — Remex — MPI — Teac — Shugart — Tabor

40 or 80 Tracks — Single or Dual Head — New 3½" Drivette™
Our Disk Drives are Capable of Single and Dual Density Operation

The **NEWEST** Technology Capable of Operating on Most Popular Computers

Drive a Hard Bargain!!™ For your TRS/80, Color Computer, IBM, Apple, Franklin
5 M.B.-20 M.B. Complete Systems from \$999.95

Diskette Breakthrough — 10 Pack in Library Case — ~~\$18.95~~ ^{NEW LOW PRICE}

SAVE!! PLEASE CALL FOR OUR MOST CURRENT PRICE REDUCTIONS.

TOLL FREE ORDERING

GENERAL AND TECHNICAL

1-800-343-8841

1-617-872-9090

- Disk Drives (0123) TRS/80-IBM-Apple - TI Franklin-Max/80-LNW ▲
- Model I/III/IV Upgrade (Disk Drives - Memory) ▲
- Printers** — Daisywheel/Dot Matrix ▲
- Percom Double Density Controller (Model I) ▲
- Color Computer Printer Interfaces ▲
- Disk Drive Operating Systems ▲
- Repair Services** Now Offered — FAST Turn-a-Round ▲
- Apple/Franklin Compatible Add-On Drives with Case & Cable** ▲
- Diskettes in Library Cases ▲
- DISK DRIVE CASES AND POWER SUPPLIES** ▲
- Cables — Printer/Disk Drive ▲
- Printer **Buffers** 8K to 512K starting at \$143.95
- Holmes Model I/III Speed-up Mod starting at \$90.00

CALL
TOLL
FREE
FOR
NEW
PRICES

Warranty on Disk Drives — 6 Months to 1 Year

SOFTWARE SUPPORT, INC.

One Edgell Road, Framingham, MA 01701 (617) 872-9090
Hours: Mon. thru Fri. 9:30 am to 5:30 (E.S.T.) Sat. 10 am to 4:30 pm

DEALER INQUIRIES INVITED.

TERMS:
M.C./Visa/Amex and personal checks accepted at no extra charge. C.O.D., please add \$3.00.
Shipping: Please call for amount.
Not responsible for typographical errors.

CANADA
MICRO R.G.S. INC.
751, CARRE VICTORIA, SUITE 403
MONTREAL, QUEBEC, CANADA, H2Y 2J3
Regular Tel. (514) 845-1534
Canadian Toll Free 800-361-5155

Service! Service!
All in stock products are shipped within 24 hours of order. Repair/Warranty service is performed within 24 hours of receipt unless otherwise noted. We accept C.O.D., foreign and APO orders. School and D&B corporate P.O.s accepted.

TRS/80 Registered Trademark Tandy Corp. IBM-PC Registered IBM Corp. Apple Registered Trademark Apple Computer Corp.
Franklin Registered Trademark Franklin Corp. Max/80 Registered Trademark Lobo Int.

DISK DRIVES DISK DRIVES DISK DRIVES DISK DRIVES DISK DRIVES DISK DRIVES DISK DRIVES DISK DRIVES

GAMES & ENTERTAINMENT

y'know) at first. Out by a step. The crowd roars again. A few more stellar plays by my team and the teams switch positions.

I tell my lead-off batter, Chicken Paterson, to bunt down the third base line. He lays one down beautifully and is called out at first on a close play. I run from the dugout, madder than a runner with a pulled hamstring, straight for the ump.

"Whatareyoublind?" I yell, my nose half an inch from his.

"Nope," he says exhaling a long pull of garlic. That's dirty pool, chewing on garlic before a game. My knees buckle. I can't back down. Chicken was safe, I know it.

"Well, if you're not blind, you must have been sleeping."

"Nope, weren't sleeping neither. They had your boy by half a nanosecond."

Nanosecond. Remembering the old saying, you can't argue logic with a computer, I kick some dirt on him and walk back to the dugout. I can hear the radio and TV guys talking about the veins popping up on my neck. Billy

Martin taught me how to do that. I can make 'em do that at will now.

If you've gotten the drift that Color Computer Baseball drew me into its fantasy hook, line, and pine tar, you're right. Your game software library would be incomplete without this gem.

As the defensive team you are able to control the type of pitch thrown, who fields the hit ball, and which base the ball is thrown to. On offense you can determine if your batter is left- or right-handed, how to swing at the ball (bunt, controlled swing, drive the ball, or go for the "cheap seats"), and base running (advance, steal a base, stay put, slide, or retreat). You can even have a run-down between the bases.

The computer can randomly assign players and batting averages, or you can do so before the game starts. If you determine the line-ups, the computer will respect the status you attach to the players. You could, if you like, create a team of Babe Ruths and George Bretts. You can play the computer, or another human.

No matter how you play Baseball, the important thing is that you play Baseball.

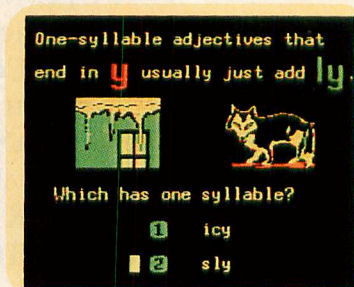


Ice Bird

by David A. Kalman
Crystal Software
6591 Dawsey Road
Rock Creek, OH 44084
16K
\$24.95 cassette
\$28.95 disk

I finally stopped playing Baseball and loaded this Ice Bird game. Big mistake. Ice Bird is addicting, very different, and Clouds of fun.

You're a penguin in an area filled with ice cubes. Three of the ice cubes have diamonds in them. The object is to push the cubes together so all three diamond cubes are in a row. Sound too easy? You're right — there are pursuer cubes as well. As you waddle about moving cubes around, an ice block will begin to flash. After a few flashes it takes on a life of its own and starts to move. That's okay except its sole purpose for living is to mow you down.

NEW! For Your TRS-80 Color Computer 320 Full-time Audio Talk/Tutor Programs!



We're Your Educational Software Source

Course	No. of Programs
Language Arts (Spelling)	16 Programs
Reading	64 Programs
Comprehension	32 Programs
Phonics	32 Programs
English as a Second Language	32 Programs
Mathematics	64 Programs
Basic Algebra	16 Programs
Physics	16 Programs
Effective Writing	16 Programs
History	32 Programs

In Color, with Pictures and Text!

All of our TRS-80 Color programs have easy to understand professional announcer narration, not synthesized, robotic voices. All text is displayed in easy to read upper- and lower-case characters. Video clearly illustrates key concepts in each frame of the program.

Only \$4.40 per program (\$8.80 for 2, one on each side of a half-hour cassette). \$59.90 for 16 programs (8 cassettes) in an album. Send for catalog of over 1000 programs for Atari, TRS-80, Apple, etc.

Dealer inquiries welcome
For more information, or to order call:

TOLL FREE 1-800-654-3871

IN OKLAHOMA CALL (405) 288-2301



DORSETT
Educational Systems, Inc.
Box 1226, Norman, OK 73070

MasterCard

VISA

You defend yourself against the pursuer blocks by smashing other cubes into them. You move your cubes around the arena by leaning against them and pressing the joystick fire button. As you get better the action becomes more difficult. Ice Bird is a game you'll play over and over again.

Pengon

by Markus Foti
Spectral Associates
3420 S. 90th
Tacoma, WA 98409
(800)426-1830

32K
\$24.95 cassette
\$28.95 disk

Lo and behold, Spectral Associates has a similar game, called Pengon. Spectral's documentation says there is a popular arcade game (in arcades, of course) called Pengo on which Pengon, and presumably Ice Bird, is based. I probably should offer a bit of an explanation. I am almost totally ignorant

of what is popular at arcades. I hardly ever go to them. Why should I? I have a Color Computer. The worth of an arcade game for the Color Computer should not be based on how well it imitates a game anyone can play at an arcade; it should be measured by how well it plays on your Color Computer.

I didn't like Pengon as much as Ice Bird. The playing screen is smaller. The bad guys are not mutant ice cubes — they are sea lion beasts. Of course, no complaint about that, but the beasts appear all at once from out of nowhere. The placement of the beasts is a function of a random routine in the program; it is totally illogical. Many times I was doing quite well pushing blocks of ice around when all of a sudden I was surrounded by five sea lions! I had no time to set up defenses or counterattack. It's one of those unfair advantages we used to allow computer games, but today game programming is so good that losing a game because

a programmer took the easy way out is unacceptable.

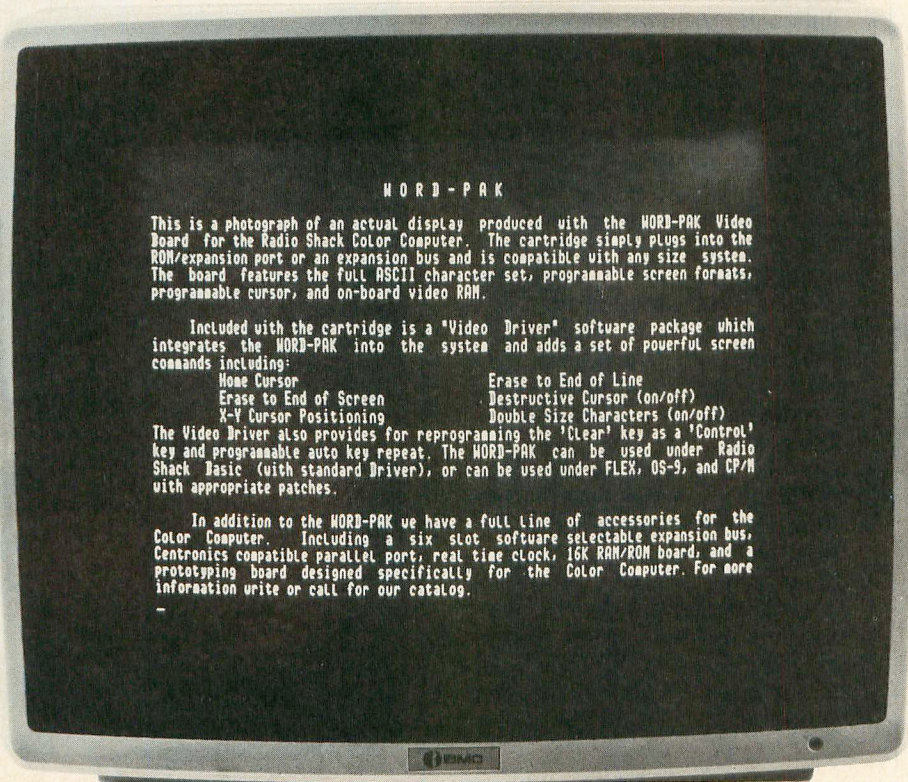
Spectral Associates has produced many fine games. Pengon is not one of them.

Turtle Attack

Triple-C Software
210 Hilltop Drive
Ellisville, MO 63011
16K
\$21.95 cassette

Turtle Attack has nothing to do with Logo. It is a simple game that happens to be a lot of fun to play. It features a grid that you roam, driving a tank. Your enemy are gigantic turtles. You shoot them with your tank's 60mm Howitzer. The turtles lay eggs that must be run over (your Howitzer can't blast the thick-shelled eggs) before they turn into more bloodthirsty killer turtles. Gotta go, here comes another nasty turtle.

A Picture Is Worth . . .



P.O. BOX 813
N. Bergen, N.J. 07047
(201) 330-1898

Color Panic

Spectral Associates
3420 S. 90th
Tacoma, WA 98409
(800)426-1830

32K
\$24.95 cassette
\$28.95 disk

Although Color Panic uses ladders and multiple level screens, it is not at all like Donkey Kong. The scenario has you on a distant planet trying to stay alive while the crew on your spaceship completes its mission. You are stranded because the planet might have infected you with a deadly bacteria you don't want to carry back to the ship.

The creatures native to the planet aren't happy with your presence. To combat them you must dig a hole on any level except the lowest, get them to fall in, and then refill the hole before they reemerge in a more dangerous form.

Digging the holes takes four shots of your hole digging gun. Filling them also takes four shots. I liked both the idea and the spaceman graphics. The game fell short of my expectations because of the program's sluggish reaction to joystick movement. I tried both the old Radio Shack joystick and the Deluxe version, but didn't get any better reaction from the game.

Beam Rider

Spectral Associates
3420 S. 90th
Tacoma, WA 98409
(800)426-1830

16K
\$24.95 cassette
\$28.95 disk

No matter how much I try to be "professional" about it, it's difficult for me to have anything but a sheepish grin on my face when someone comes in my office as I clutch a joystick and sit on the edge of my chair in hot pursuit of an alien.

"Working," I say.

"Sure," they grin, wondering who put me in charge anyway.

Well, Beam Rider is a game I can play in my office with pride. There are no aliens to shoot, maim, or bury, and the screen graphics have that *adult game* look. Instead of a who-put-you-in-charge look, Beam Rider earns me,

"Gee that looks neat, how do you play?"

You get a screen filled with tiny boxes. Using the joystick you try to clear the board of the boxes by running them over. If there is a gap between you and a box, pointing your joystick in the proper direction casts a beam which acts as quick transport.

When running over consecutive boxes you move quickly. As you enter a boxless area you move slowly. There are all sorts of help and hinder objects on the board to provide extra challenge to the game.

No matter how well you do at Beam Rider, you'll always be able to improve. That translates into lots of good playing time.

Castle Ragoona

by Chris Pelley
Family Computers
4047 Bee Ridge Road
Sarasota, FL 33502
(813)921-7510

16K
\$19.95 cassette


Right off the bat this is a good deal. Family Computers gives you a second game on the flip side. Both games are adventures, and both are written in Basic. And, most importantly, both are pretty good.

Although not an expert adventurer, I do enjoy an occasional tangle with the evil spirits resident in most adventure games. Ever since Steve Bjork's graphic adventure masterpiece, Sands of Egypt, I haven't been able to look at a non-graphic adventure. Castle Ragoona is somewhat of an exception. It does offer a few low-resolution graphic screens, and throughout the adventure graphically displays a room map, but that's it.


Even so, Castle Ragoona does as promised by providing a challenging adventure game for the adventure newcomer.

Experienced adventurers (good at it or bad at it) like myself, jaded by high-quality, high-resolution graphic adventures, might not be able to get excited about Basic graphic adventures. But novices, or adventure-curious newcomers, will definitely find the tape's flipside adventure, Enchanted Village, a delight. It's a much easier adventure to play, yet will be chal-


Beam Rider, p. 70



Castle Ragoona, p. 70




Sea Quest, p. 73



Calixto Island, p. 73



Shenanigans, p. 74



Telewriter-64TM

the Color Computer Word Processor

- 3 display formats: 51/64/85 columns × 24 lines
- True lower case characters
- User-friendly full-screen editor
- Right justification
- Easy hyphenation
- Drives any printer
- Embedded format and control codes
- Runs in 16K, 32K, or 64K
- Menu-driven disk and cassette I/O
- No hardware modifications required

THE ORIGINAL

Simply stated, Telewriter is the most powerful word processor you can buy for the TRS-80 Color Computer. The original Telewriter has received rave reviews in every major Color Computer and TRS-80 magazine, as well as enthusiastic praise from thousands of satisfied owners. And rightly so.

The standard Color Computer display of 32 characters by 16 lines without lower case is simply inadequate for serious word processing. The checkerboard letters and tiny lines give you no feel for how your writing looks or reads. Telewriter gives the Color Computer a 51 column by 24 line screen display with *true lower case characters*. So a Telewriter screen looks like a printed page, with a good chunk of text on screen at one time. In fact, more on screen text than you'd get with Apple II, Atari, TI, Vic or TRS-80 Model III.

On top of that, the sophisticated Telewriter full-screen editor is so simple to use, it makes writing fun. With single-letter mnemonic commands, and menu-driven I/O and formatting, Telewriter surpasses all others for user friendliness and pure power.

Telewriter's chain printing feature means that the size of your text is never limited by the amount of memory you have, and Telewriter's advanced cassette handler gives you a powerful word processor without the major additional cost of a disk.

...one of the best programs for the Color Computer I have seen...

— Color Computer News, Jan. 1982

TELEWRITER-64

But now we've added more power to Telewriter. Not just bells and whistles, but major features that give you total control over your writing. We call this new supercharged version Telewriter-64. For two reasons.

64K COMPATIBLE

Telewriter-64 runs fully in any Color Computer — 16K, 32K, or 64K, with or without Extended Basic, with disk or cassette or both. It automatically configures itself to take optimum advantage of all available memory. That means that when you upgrade your memory, the Telewriter-64 text buffer grows accordingly. In a 64K cassette based system, for example, you get about 40K of memory to store text. So you don't need disk or FLEX to put all your 64K to work immediately.

64 COLUMNS (AND 85!)

Besides the original 51 column screen, Telewriter-64 now gives you 2 additional high-density displays: 64 × 24 and 85 × 24!! Both high density modes provide all the standard Telewriter editing capabilities, and you can switch instantly to any of the 3 formats with a single control key command. The 51 × 24 display is clear and crisp on the screen. The two high density modes are more crowded and less easily readable, but they are perfect for showing you the exact layout of your printed page, *all on the screen at one time*. Compare this with cumbersome "windows" that show you only fragments at a time and don't even allow editing.

RIGHT JUSTIFICATION & HYPHENATION

One outstanding advantage of the full-width screen display is that you can now set the screen width to match the width of your printed page, so that "what you see is what you get." This makes exact alignment of columns possible and it makes hyphenation simple. Since short lines are the reason for the large spaces often found in standard right justified text, and since hyphenation is the most effective way to eliminate short lines, Telewriter-64 can now promise you some of the best looking right justification you can get on the Color Computer.

FEATURES & SPECIFICATIONS:

Printing and formatting: Drives any printer (LPVII/VIII, DMP-100/200, Epson, Okidata, Centronics, NEC, C. Itoh, Smith-Corona, Terminus, etc.).

Embedded control codes give full dynamic access to intelligent printer features like: underlining, subscript, superscript, variable font and type size, dot-graphics, etc.

Dynamic (embedded) format controls for: top, bottom, and left margins; line length, lines per page, line spacing, new page, change page numbering, conditional new page, enable/disable justification.

Menu-driven control of these parameters, as well as: pause at page bottom, page numbering, baud rate (so you can run your printer at top speed), and Epson font. "Typewriter" feature sends typed lines directly to your printer, and Direct mode sends control codes right from the keyboard. Special Epson driver simplifies use with MX-80.

Supports single and multi-line headers and automatic centering. Print or save all or any section of the text buffer. Chain print any number of files from cassette or disk.

File and I/O Features: ASCII format files — create and edit BASIC, Assembly, Pascal, and C programs, Smart Terminal files (for uploading or downloading), even text files from other word processors. Compatible with spelling checkers (like Spell 'n Fix).

Cassette verify command for sure saves. Cassette auto-retry means you type a load command only once no matter where you are in the tape.

Read in, save, partial save, and append files with disk and/or cassette. For disk: print directory with free space to screen or printer, kill and rename files, set default drive. Easily customized to the number of drives in the system.

Editing features: Fast, full-screen editor with wordwrap, block copy, block move, block delete, line delete, global search and replace (or delete), wild card search, fast auto-repeat cursor, fast scrolling, cursor up, down, right, left, begin line, end line, top of text, bottom of text; page forward, page backward, align text, tabs, choice of buff or green background, complete error protection, line counter, word counter, space left, current file name, default drive in effect, set line length on screen.

Insert or delete text anywhere on the screen without changing "modes." This fast "free-form" editor provides maximum ease of use. Everything you do appears immediately on the screen in front of you. Commands require only a single key or a single key plus CLEAR.

*...truly a state of the art word processor...
outstanding in every respect.*

— The RAINBOW, Jan. 1982

PROFESSIONAL WORD PROCESSING

You can no longer afford to be without the power and efficiency word processing brings to everything you write. The TRS-80 Color Computer is the lowest priced micro with the capability for serious word processing. And only Telewriter-64 fully unleashes that capability.

Telewriter-64 costs \$49.95 on cassette, \$59.95 on disk, and comes complete with over 70 pages of well-written documentation. (The step-by-step tutorial will have your writing with Telewriter-64 in a matter of minutes.)

To order, send check or money order to:

Cognitec
704 N. Nob Ave.
Del Mar, CA 92014

Or check your local software store. If you have questions, or would like to order by Visa or Mastercard, call us at (619) 755-1258 (weekdays, 8AM-4PM PST). Dealer inquiries invited.

(Add \$2 for shipping. Californians add 6% state tax. Allow 2 weeks for personal checks. Send self-addressed stamped envelope for Telewriter reviews from CCN, RAINBOW, 80-Micro, 80-U.S. Telewriter owners: send SASE or call for information on upgrading to Telewriter-64. Telewriter-compatible spelling checker (Spell 'n Fix) and Smart Terminal program (Colorcom/E) also available. Call or write for more information.)

Apple II is a trademark of Apple Computer, Inc.; Atari is a trademark of Atari, Inc.; TRS-80 is a trademark of Tandy Corp; MX-80 is a trademark of Epson America, Inc.

lenging to the newcomer. It even supplies a map, but of course you have to find it.

Bible Story Adventure

Sugar Software
2153 Leah Lane
Reynoldsburg, OH 43068
(614)861-0565

32K
\$19.95 cassette
\$24.95 disk

On to a different type of game. Bible Story Adventure is not a typical adventure game. Based on the Old Testament, the program covers the Adam and Eve, Noah's Ark, Abraham and Isaac, Moses and the Exodus, and David and Goliath stories.

Unlike other adventures I've played, Bible Story does not allow for mistakes — but if you get stuck, a plea for assistance (type HELP) will provide the needed hints. It is not a true adventure game and probably should be called something like Bible Story Lessons. But where it fails as an adventure game, it excels as an educational tool for teaching children about the Bible.

Each segment is depicted by a graphic scene with the various figures in the picture noted by text. In the first scene are labels for Adam, Eve, Snake, Apple, Garden of Eden. You are taken from scene to scene via story narration that uses large easy-to-read scrolling letters. Sound, voice and special effects are scattered through the stories.

Once considered an educational lesson rather than an adventure game, the drawbacks become less important to the program's worth. For instance, entering a wrong answer does not put you in a situation of your own choosing, as would an adventure game. Rather, you are simply told (through graphics and sound) that your input was incorrect. Trial and error is the only way to get where the program wants you to go. Because of the unforgiving nature of the program, children playing by themselves might become frustrated (no hints are given after the wrong answer is rejected). Bible Story Adventure is a game to be played by parent and child together. Then parents can offer their own commentary while both parent and child try to determine what answer the computer will accept.

Inatak

DSL Computer Products, Inc.
P.O. Box 1176
Dearborn, MI 48121
(313)582-8930

16K
\$24.95 cassette and disk

Inatak is the first space invaders game I've seen in quite some time. The innovations to the genre necessary to justify yet another space invaders game are not present in Inatak.

The game is fairly difficult to play. The main difficulty is not the challenging aspect of playing the game; it is one of those unfair difficulties: the bombs dropped in the first screen are so small they are difficult to see and therefore difficult to avoid.

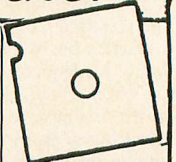
As the spaceships hover above a ground-based laser cannon, your mission is to shoot them down. Some of the good points: There is a launch base blocking your movement from one end of the screen to another. To get from right to left (or vice versa) you must scroll your cannon off to the right to

One Stop Shopping For The Color Computer

Reitz Super Disk Charger

Now you can run R.S. DOS at up to 6 times the speed of normal DOS. Diskcharger will work with single or double sided disk drives at step rates up to 6 ms. and in both DOS 1.0 and 1.1 with no equipment modification. Step up to first class color computer operation today with the Reitz Super Disk Charger.

64K COLOR COMPUTER \$21⁹⁵



FLIP IT!
Punch
your
Disks
for
double
the
storage

New From Reitz

- Reitz Serial to Parallel Interface **\$59.95**
- Three WAY RS-232 Switcher with power light **\$34.95**
- Serial to Parallel Interface/Switcher with indicator lights **\$79.95**

New From Sugar Software

*COCO CALLIGRAPHER...Prints Old English, Gay Nineties, and
Cartoon fonts on your EPSON, GEMINI, OKIDATA,
LPVII, OR DMP-100 PRINTER.*

32KECB...TAPE...\$24.95 DISK...\$29.95

\$9.⁹⁵

1-(800)-242-2626 (Outside Ohio)

1-(419)-537-8937 (Computer Order Line)



3170 W. Central
Westgate Meadows Shopping Center
Toledo, Ohio 43606
1-419-537-1432



Please include phone number with all orders. Include \$5.00 for all hardware orders and \$2.00 for all software orders. Ohio residents please add 6% state sales tax.

reappear on the left: a nice twist. The better you shoot, the fewer ships there are in the sky to drop bombs on you. So, if you find Inatak too easy, allow the ships to launch unmolested for a while and then start shooting.

After downing 20 ships you are advanced to level two where hopping aliens try to crush you into oblivion. Eliminate 20 aliens and they call out the big ships to try to stop you. The ships drop bombs on you that may not explode the first time you hit them, so firing from one place will not do, here in level three. To successfully fend off this attack, besides shooting falling bombs, you have to hit the big ship six times exactly in the middle. I never successfully made it through the third level, so I have to rely on the documentation for what happens afterwards. "So the game continues until you are destroyed." Gulp.

Space invaders fans looking for another space invader challenge will undoubtedly enjoy Inatak, as will gamers who find normal game fare too tame.

Sea Quest

by Stephen and Kathy O'Dea, and Bob and Dollie Withers
Mark Data Products
24001 Alicia Parkway, No. 207
Mission Viejo, CA 92691
(714)768-1551

32K
\$24.95 cassette
\$27.95 disk

While we're on the subject of adventures, let's look at a few great ones. Sea Quest is the first of four from Mark Data Products that will satisfy old-timer and novice alike. If Sands of Egypt tickled your fancy, Sea Quest, Shenanigans, Black Sanctum, and Calixto Island will have you hysterical. But let's not jump ahead: first Sea Quest.

Most adventures take you deep into the bowels of a castle, or along lonely dirt paths, or into underground caverns. Sea Quest has you adventuring under water (glub, glub). Oh sure, it has underground caves and a lonely cottage, but bringing you fathoms down is a twist I've never seen done before.

The plot has you searching for treasures; most adventures do. And without getting into unnecessary detail about what you find and what evils lurk waiting for the unwary, suffice it to say that the adventure is well-planned and challenging. *The game is great; the graphics will have you pointing like a tourist.*

Calixto Island

by Stephen and Kathy O'Dea and Bob and Dollie Withers
Mark Data Products
24001 Alicia Parkway, No. 207
Mission Viejo, CA 92691
(714)768-1551

32K
\$24.95 cassette
\$27.95 disk

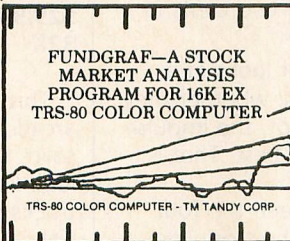
We reviewed the original version of this adventure in our January, 1984 issue. Calixto Island is no longer a black-type-on-green-screen game. It has become a graphic wonderland.

STOCK & FUND INVESTING

with the
TRS-80* COLOR COMPUTER
USE FUNDGRAF AND FUNDFILE

FUNDGRAF is a stock market analysis program that not only graphs and analyzes funds or stocks, but also makes decisions on when to BUY and SELL. Improve market timing using your COCO.

GRAPHS fund's progress (up to 200 weeks). SUPERIMPOSES for comparison: a line of constant percent growth or a graph of any other fund (or stock). CALCULATES over any time span: the percent price change and the moving average (any span). INDICATES BUY and SELL signals. FUNDGRAF requires 16 K ECB min.
16/32 K Tape **\$49.95**
16/32 K 5 in. Disk **\$69.95**
ADD \$2 handling on all orders.



FUNDFILE is a portfolio and account management program for securities. Manage single or multiple portfolios of stocks, mutual funds, bonds, money market funds, etc. FUNDFILE allows easy maintenance of all your records for accurate portfolio evaluation. NEW 32 K VERSION of FUNDFILE summarizes all transactions (dividends, interest, purchases and sales) between any two dates of your choice - weekly, yearly, etc. Categorizes interest and dividends paid as to tax liability (tax free, etc.) and capital gains as long or short term. Great for tax reports.


FUNDFILE REQUIRES 16 K ECB min. and 80-COL PRINTER.
5-in. Diskette only for 16 K ECB **\$27.95**
5-in. Diskette only for 32 K ECB **\$37.95**
ADD \$2 handling on all orders.



Write for free brochure for details. Dealer inquiries invited.



PARSONS SOFTWARE, DEPT. G4
118 WOODSHIRE DRIVE
PARKERSBURG, WV 26101



A GOLD MINE OF PROGRAMS FOR YOUR COLOR COMPUTER

THE WORKING TRS-80 COLOR COMPUTER contains a wealth of programs on graphics, finance, music, data storage and games. You'll also find out how to turn your Color Computer into a rudimentary word processor, music and sound synthesizer, and household manager!

You'll progress quickly through each program which is explained in detail, and work with general-purpose subroutines and modules that can be used to write almost any program imaginable! Your gold mine is here—order your copy today!

For faster delivery, PHONE TOLL FREE, 9 am-5 pm EST:
1-800-631-8112 (In NJ only 201-540-0445)

Also available at your local bookstore and computer store.

CREATIVE COMPUTING PRESS

Dept. NG3Q, 39 East Hanover Avenue, Morris Plains, NJ 07950

Please send me _____ copies of THE WORKING TRS-80 COLOR COMPUTER at \$9.95* each plus \$1.50 postage and handling (\$4.50 outside USA) each. #65-8

Payment Enclosed \$_____. *Residents of CA, NJ and NY State add applicable sales tax.

Charge My: AmEx Visa MC

Card No. _____ Exp. Date _____

Mr./Mrs./Ms. _____ print full name

Address _____

City/State/Zip _____

Please send free catalog.

Our reviewer, Charles Holland, took exception to the lack of help and assistance offered by the game's authors. In some circles that sort of help is called "handholding." Others would be less kind and call it "babysitting." Well, none of that cub-scout style assistance is available with the newest version of Calixto Island either. Good thing, that.

The adventure opens in Professor Lagarto's study. In it is a roll-top desk, oriental rug, antique table, attic staircase, and a clock. To give you an idea of the excellence of all Mark Data graphic adventures, take note of the attention to detail. The oriental rug is not just a rectangular color on the floor, it has a pattern and two different colors. The table is not just a table, but an antique table, and not just an antique table, but a Queen Anne style antique table.

The attic staircase is blue. On its middle section is a rug. What attention to detail! I looked for worn-out spots from staircase traffic but didn't see any. The roll-top desk looks like a closed roll-top desk. I saved the best for last. The wall clock is not just a bunch of numbers and hands on the wall. It has a moving pendulum. I'm sure if I stayed in the room long enough a little cuckoo bird would tell me what time it is.

It is this kind of attention to detail that exemplifies the quality of all Mark Data adventures. If you haven't tried adventure gaming yet, do so with one of these. And you beginners — don't get frustrated so easily. If the games weren't challenging, they wouldn't make you feel so good at the end. If you ever get to the end.

Shenanigans

by Bob Withers and Stephen O'Dea
Mark Data Products
24001 Alicia Parkway, No. 207
Mission Viejo, CA 92691
(714)768-1551

32K
\$24.95 cassette
\$27.95 disk

Didn't this game bring back a few memories! It begins in a small efficiency apartment. (As usual the graphics are outstanding.) I search the room and

its furniture and then leave, or at least try. Suddenly at the bottom of the stairs (I'm at the top) is my landlord, and he won't let me by because I haven't paid the rent. While in the apartment I found a wallet. GET WALLET, followed by PAY LANDLORD doesn't get me anywhere. As I feared, the wallet is bare (or is that the cupboards?).

**"If you like
adventure games,
just close your eyes
and pick a few."**

I reach back into my not-too-distant past and try RUN PAST THE LANDLORD. Didn't work. How about KILL LANDLORD, or (a la Eddie Murphy) CILL LANDLORD? No go. Finally, maybe years later, I get past him. Don't even dream that I'll tell you how I did it, just be aware that the adventure does not stop at the top of the stairs. It goes on and on and on and then some. Shenanigans is good fun (say that with a brogue).

I thought I had one more game to go, Black Sanctum, the last Mark Data graphic adventure. It, like Calixto Island, is a re-release. This new version has had graphics added to it. Then it was brought to my attention that we have a review of it already (see page 63). But let me get my two cents in on Black Sanctum.

Whenever a reviewer looks at a group of similar games, whether they be similar in type or plot, the impulse is to anoint one as the best. That is an impossible chore.

The difference between the four graphic adventures is the story line. Each one is artfully illustrated. Each plot is skillfully woven. They are like reading books by favorite authors. How many wars has Hemingway put me through, or how many times have I awoken bloody and beaten in a Robert Ludlum novel? I couldn't pick a favorite Hemingway story without feeling I was relegating other favorites to less-than-great status.

The same is true with these adventures. If you like adventure games, just close your eyes and pick a few. If you're new to the genre, try one. Oh, and

have patience with yourself; you're not as dumb as you're going to feel for awhile.

And now back to the phones, conferences, deadlines, and computer shows. It will be hard. No one will know, as I walk past their booth, that I saved the world from all sorts of demons and bad aliens. Only I will know, as will you, that the world is a little safer now. We will all sleep well tonight. ■ ■ ■

I WANT SOME TOO...

I overheard Kerry demanding some games to play from Review Editor Tom Juergens. Not to be outdone, I pushed the door open and got some for myself. Here's what I got, and how I liked them.

— L.R., *Color Staff*

Travelin' Toad

Prickly-Pear Software
8532 E. 24th St.
Tucson, AZ 85710
(602)886-1505
\$24.95 cassette
\$29.95 disk
32K

This is Prickly-Pear's version of the arcade favorite, Frogger. It's a good, solid, fun-to-play game. The little frogs look like little frogs, the fast cars and trucks really whiz by, and I'd rather not say how long I played this game.

The frogs are controlled with the four arrow keys, which is fine with me; I have problems with joysticks. The keys respond well to pounding — my frogs never died because of lag time although they often died because of my abysmal reaction time.

My only gripe is with the music. I couldn't figure out a way to bypass (or shorten) the death march, so had to listen to it every time before a replay.

Monsters and Magic

Prickly-Pear Software
8532 E. 24th St.
Tucson, AZ 85710
(602)886-1505
\$24.95 cassette
\$29.95 disk
32K

Monsters and Magic is a dungeons and dragons game without graphics. I know, I'm jaded, but a Carrion Crawler just doesn't seem dangerous or thrilling when it is only a word on the screen.

The game's duration and difficulty level is determined by the number of monsters you choose to fight (from 1 to 50). Your final goal is to have the skill and strength to fight the dungeon lord.

I was unable to map the game's terrain — it seemed random, and made all the trouble I encountered and gold I found less meaningful. I kept or lost my life in the program according to the whim of a random-number generator. That doesn't seem quite right either.

The pronouns in the program irritated me most, though. That's right, the pronouns. I am a woman, and I don't like being referred to as "he" or "him." And a cute little female pixie kept popping out of rooms, falling in love with me, and giving me gold pieces.

The game's designers could certainly have made Monsters and Magic non-gender specific. Simply rephrasing the text to eliminate pronouns would have done the trick.

Devious

Spectral Associates
3420 S. 90th St.
Tacoma, WA 98409
(206)581-6938
\$24.95 cassette
\$28.95 disk
32K
Joysticks required

Devious is a shoot-em-up game and requires a joystick to play.

Devious plays well enough — you shoot at anything that moves down the screen, and try to avoid being hit.

PARENTS!



WANT TO GET A KID HOOKED ON COMPUTERS?

Send for our unique **LOGO STARTER** program. Use it with your 16K Color Computer and Color LOGO from Radio Shack (Cat. No. 26-2722).

Teachers agree: LOGO is the best way to introduce children to computers. Now, with **LOGO STARTER** you won't have to read a book or instruction manual. Just load the **LOGO STARTER** tape.


Your child will draw exciting designs right from the start. You won't waste your time on a lot of tedious typing. And your child will be on the way to computer literacy.

Only \$13.95 (incl. postage)

On cassette tape. Ext. BASIC not required.
PA resid. add 6%. Send check to Dept. C,
P.O. Box 210, Jenkintown, PA 19046.

b & b software

Circle No. 102 on Reader Service Card



**100% MACHINE LANGUAGE
ARCADE ACTION**

YOU ARE-a PENGUIN in a maze of ice blocks which you can push or shatter.

YOUR GOAL-connect three diamond blocks without getting stung.

YOUR STRATEGY-eliminate your pursuers by crumbling their hatching blocks or by sliding ice blocks at them as they move about the maze.

Great Graphics & Sound Effects
Over 12 Increasingly Difficult Mazes
Which Change As You Play
One or Two Player Option
Only Requires 16K & A Joystick

Cassette **\$24.95** Disk **\$28.95**
+\$1.50 S/H In OH add 5.5% tax

CRYSTAL SOFTWARE

6591 Dawsey Road
Rock Creek, OH. 44084

Circle No. 85 on Reader Service Card

Publisher's Clearance!

Official Version

Frogger

Leapin Lizards.
Thousands sold
at 24.95 **\$995**

Avenger

Shoot'm up fun
Reg sold
at 24.95 **\$995**

Scarfman

Eat em up
Pac Man[™]
Reg sold at 24.95 **\$995**

Robot Attack

Robot, Robot,
everywhere
Reg sold at 19.95 **\$995**

Happy Hurdler

Run fast and
jump high. Reg.
sold at 24.95 **\$995**

Supplies Limited
603-924-9882

Carnival House


- 145 Grove Street
- Peterborough
- New Hampshire 03458
- 603-924-9882

Circle No. 2 on Reader Service Card

There are two modes of shooting. One uses the joystick button alone, and the other uses the joystick button and the Z and X keys.

The graphics are nothing to write home about, but they are functional.

There are better games for the Color Computer, and there are worse. I probably wouldn't choose to play this one, but if nothing else was around...



Rod McCormick

Super Color Biorhythms

Armadillo Int'l Software

P.O. Box 7661

Austin, TX 78712

\$19.95 cassette

16K Extended Color Basic

Super Color Biorhythms can predict your future mental, emotional and physical rhythms. The theory of biorhythms postulates that the body has certain natural rhythms, or cycles, that can be predicted from the moment of birth. Since each function is supposed to follow an exact cycle, your mental, emotional and physical cycles can be predicted for any day in the future.

Super Color Biorhythms plots curves of these cycles in high-resolution graphics on the screen.

Super Color Biorhythms comes on tape and consists of two separate programs. The first program, written in Extended Color Basic, is named Biorhythm. The second, written in machine code, is titled Graf. (Disk users must power down and remove the disk controller before loading either program.)

When you run the program, you will be requested to enter your birthdate, the date to start plotting the curves from, and the number of days that you want the chart to cover. The program takes about five minutes to plot two months.

The graphics display is well done. It consists of a grid indicating days, a center line, the three rhythm curves, a date and a legend. The legend displays each of the rhythm names in the same colors with which they are plotted. On my screen, the physical curve is white, the emotional curve is blue and the intellectual curve is maroon. Since the three curves are identified by color alone, a color TV or monitor is a must.

The date shown at the top of the screen indicates the grid line just crossed by the three rhythm curves. After the first 14 days have been displayed, the screen scrolls from right to left to plot the remaining days. You can stop the scrolling by pushing the Shift and @ keys and study the screen at your leisure.

The graphics and text are clear and easy to read, and the screen is not crowded. My only complaint with the display is that just one date is indicated under the grid. I'm too lazy to figure out what the other grid lines mean. They should each have been identified with a date.

The program comes with a 4-page booklet that explains loading procedures, and how to enter the dates properly. The booklet has an interesting explanation of biorhythms, and it explains the significance of the curves at various points on the chart. Armadillo treats the subject in a light-hearted manner, making no claims about the validity of the subject. The booklet also states that defective cassettes will be replaced if returned within 30 days.

I think Super Color Biorhythms is well-written. The data entry routines and the graphics are of the professional caliber that you expect when you buy a program. At \$19.95 this program is better written than some that sell for two or three times as much.

— Gary W. Clemens

Bits On Books

Here are a few short notes on books recently received:

TRS-80 Color Computer and MC-10 Programs by William Barden, Jr.: Radio Shack, \$5.95, paperback, 184 pages.

A collection of programs on many topics, from games to business to tutorial, all programmed to run on the Color Computer and MC-10. Each includes "how to use" instructions, a short section on how the program works, and background facts about the program itself, or the topic the program deals with — programs as only Bill Barden can produce them!

Computer Art and Animation by David D. Thornburg: Addison-Wesley Publishing Co., \$12.95, paperback, 168 pages.

The book is a user's guide to Color Logo for artists interested in computer graphics. This book introduces computers, computer graphics, and Logo to artists who have never used any of these before. It uses a non-threatening approach for non-computerists, and shows, step by step, how to approach Logo and develop graphics. It is not aimed at children.

Color Computer Applications by John P. Grillo and J.D. Robertson: Wiley Press, \$10.95, paperback, 134 pages.


The book is written for programmers, trying to inspire them to develop and use computer graphics well. It presents graphics as an art form, and discusses development through top-down programming style and via presentation of creative graphics programs. The book moves from art to business to practical to game graphics. A good idea, fairly well done.

Thrilling Games For The Tandy Color Computer by Hal Renko and Sam Edwards: Addison-Wesley Publishing Co., \$5.95, paperback, 145 pages.

This book contains 31 games, eight requiring Extended Basic. The games range from logic through action, adventure and traditional. A few present simply interesting visual or mental concepts, and aren't games at all. Most are very short. Some interesting ideas. No saving instructions — a certain amount of user competence expected.

— D.M., **Color Staff**

"Quality... works well... fine product... great feel... pleased with it... excellent piece of hardware... it's outstanding... feel and appearance are great... love everything"



Macrotron** Proudly Introduces Our New "Premium" Keyboard—The Best For Your Color Computer

The Best Keyboard

All the features of our popular PROFESSIONAL KEYBOARD:
No gluing, soldering, or cutting—plugs right in.
High quality construction assures years of trouble-free operation.

PLUS

Attractive low profile
Extended Radio Shack layout
Silk-Smooth feel

The Best Software—uses ALPS keyswitches

Our Versakey Software enhances the keyboard's utility:

- * Auto-repeat, n-key rollover and type-ahead
- * F-1 becomes DEFINE, F-4 becomes CTRL
- * May define up to 128 keys (including SHIFT, CTRL, and SHIFT-CTRL combinations) as strings of up to 80 characters each.
- * Supplied on cassette, may be copied to disk.

The Best Manual

- * Very complete documentation (including plenty of figures to illustrate the keyboard's installation and versatility).

"Have Josie ship yours today!"

The Best Prices

The "Premium" Keyboard (including software).....	\$79.95
The "Professional" Keyboard (including software).....	\$59.95
The "Versakey Software".....	\$ 9.95

Please specify your computer's PC board type if known. Otherwise, specify the complete catalog number and serial number.

**Micronix Systems is a subdivision of Macrotron Systems Corporation.

MACROTRON SYSTEMS CORP.
8147 Delmar Blvd. St. Louis, MO 63130


(314) 721-3356

**Telex 704523 Answer Back-MACANITA STL UD
DEALER INQUIRIES INVITED**

Circle No. 149 on Reader Service Card

Terms: Prepaid check or money order, Mastercard or Visa.
Shipping Charges: U.S. FREE, Canada \$2.00, COD \$5.00 (No COD's to Canada).

UTILITIES & HARDWARE



Don't panic when your disk drive gives you trouble,
don't be overwhelmed by the sheer numbers of like products on the market —
just check out this section and all will become clear.
Included herein you'll also find graphics programs galore!

UTILITIES

Disk Drive Analyzer v4.01

J&M Systems, Ltd.
137 Utah N.E.
Albuquerque, NM 87108
(505)265-1501

\$79, Single side
\$99, Double side

Have you ever saved a file to disk, then been unable to read the new file back later? Or have you had your drives aligned only to find that you can no longer read the files you wrote last week?

If your answer to either question is "yes," consider buying this piece of software. Disk Drive Analyzer is a disk diagnostic program on two disks. One of the disks contains the DDA program; the other is a special Dysan diagnostic disk. You can run the tests for your own information, or align your own drives with their help.

The manual shows the screens you will see when you run the program as well as some useful information on aligning disk drives. Although you can run the DDA program without reading the manual, I found the tests much more meaningful after I had studied the manual.

The DDA program is the same for both the single- and the double-sided versions of the package, but the Dysan calibration disk supplied with the program is different for the two.

In all, eight digital tests are included with an overall parameter change selection, and an analog alignment aid section.

The possible selections from the main menu are:

- 1 Clamping test
 - 2 Quick test
 - 3 Spindle speed test
 - 4 Index hole timing test
 - 5 Alignment sensitivity test
 - 6 Head alignment test
 - 7 Directional seek test
 - 8 Head rotation test
- A Analog alignment aid
C Change test parameters


The screen immediately displays another menu for the test you have chosen; the commands generally available include the following:

- D Select test drive
- E Exit to main menu
- H Select head
- S Start/stop test
- T Select test track

The clamping test provides information on both the condition of the disk hub and the drive spindle shaft and bearings. If the shaft is bent or the bearings are damaged, the disk will rotate eccentrically.

In this test, as in all the others, the results are displayed on the screen. Here the display consists of sets of vertical bars above and below a horizontal bar. If the bars above and below the horizontal are equal, the disk is properly clamped and aligned about the spindle; if there are missing bars above or below, the disk may be rotating unevenly. I say may, because if the drive is seriously out of alignment, the test can be misleading. The drive may need pre-alignment before the results of this test can be taken seriously.

The quick test is the most useful test on the disk. In about 30 seconds, this



choice checks spindle speed, index hole timing, disk clamping, head alignment, alignment sensitivity, head rotation, and directional seek variations. The display then gives the results as pass, marginal, or fail for each parameter.

Unlike the other tests, this one cannot be interrupted once it has begun. In all the other tests, pressing the (S)top or the (E)xit key will end testing and get you back to the menu for further choices; this test runs to the end.

I use the quick test once a week or so, whenever I am about to save anything important. Naturally, if the quick test shows any problem, you can do the more detailed test provided. Use the quick test for a check; the others are more useful for alignment, if you wish to do that yourself.

The spindle speed test checks and displays the spindle speed. The display shows an analog meter, with the desired speed (300 rpm) marked, and the actual speed displayed on the meter. In this, as in many other tests, you can make the adjustment while the test is under way, and the results will be displayed on the screen. The range displayed on the screen is from 285 to 314 rpm.

The index hole timing test measures the time from the passage of the index hole across the sensing photodetector to the sector ID mark recorded on the disk.

This time should be 200 microseconds, plus or minus 50 percent (so the range is 100 to 300 microseconds).

The analog meter displayed on the screen covers the range from zero to 580 microseconds, with a resolution of 20 microseconds. The desired range of times is indicated on the meter by dots from 100 to 300.

Again, this test operates in real time, and the adjustments can be made with very rapid feedback. I found that the index hole timing could easily be off more than the meter can show; on one drive I had difficulty getting the timing close enough to show on the screen so that I could adjust it.

The alignment sensitivity test determines the capability of the head to read tracks which are not precisely under it, and provides a histogram display of good reads versus displacement from the proper location of the head.

UTILITIES & HARDWARE


The measured range of displacement away from the proper location is 13 thousandths of an inch (mils) to either side; that is, 26 mils total range. The drive will be more tolerant of misalignment if it is more sensitive, but this test provides other information as well.

For example, if the head is dirty, or if the pressure pad is worn, the read sensitivity will be poor. If the histogram bars are grouped to one side or the other of the center line, the head is off in the direction of the bars.

The location of the center of the bar cluster roughly indicates how far the head is out of alignment. This test is upgraded about every five seconds, and gross misalignment may be corrected here before going to the next test.

The head alignment test precisely measures the alignment of the head with reference to the precision recorded tracks on the Dyan disk. This test displays an analog meter spanning -7 mils to +7 mils away from the proper location. The meter is calibrated in steps of 0.5 mil; hence it is a very precise tool for aligning the head. Note

Rod McCormick



that this test measures only the precise head location; the previous test measures the read sensitivity of the drive.

The directional seek test measures and displays the precision with which the drive mechanism can locate a specific track, approaching first from one direction, then the other (this is called hysteresis). Obviously, if the head can only find a track when it is coming in, then it will not be able to find the

track half the time. In addition, the drive will write tracks in different places, depending upon the direction of approach.


If a drive shows serious hysteresis problems, it is probably due for refurbishment. There are usually no adjustments for hysteresis in a drive carriage mechanism.

The head rotation test measures and displays the angle at which the head intercepts the track center line. Ideally, the head should be tangent to the track. This test uses a track which has its information recorded in a skewed fashion on the disk; hence, if the head is turned, it will more easily read the part of the track which is rotated the same way.

Some drives provide an adjustment for this parameter, but it is extremely sensitive. In fact, the maximum angular displacement tested by this program is 42 minutes of arc in either direction of rotation. This is likely to be too difficult an adjustment to make, even if your drive does provide the adjustment capability.

The analog alignment aid is not a test like the others. This menu lets you

6809 SYSTEM DEVELOPMENT



EXPANSION HARDWARE FOR THE TRS-80 COLOR COMPUTER

XPNDRI™

CoCo Expander Card

Gold edge connector plugs into the CoCo cartridge connector. Signals are labeled on the bottom (wire side) with ground and power buses; plated through holes. The 4.3 x 6.2 inch glass/epoxy card is drilled for ICs and components. The finest bare breadboard for your CoCo. Includes 8 page *Application Notes* to help you get started.

\$19.95 each or 2 for \$36

SuperGuide™

Precision molded plastic insert designed specifically to align and support printed circuit cards in the CoCo cartridge slot; an unbreakable removable card guide. Patent Pending.

\$3.95 each

Available now from:

ROBOTIC MICROSYSTEMS



BOX 30807 SEATTLE, WA 98103

I HAVE SOMETHING TO SAY!

For as little as 46 cents a program you can enjoy great games like **FROGJUMP**, **FRENZY**, **CATERPILLAR CAVE**, **SHOOTIN GALLERY**, and great adventures. Use powerful home management programs such as **BUDGET**, **STOCK MARKET**, **BARTENDER**, **TINY CALC**, and **COST OF LIVING**. Also, enjoy the use of powerful programming utilities such as **COCO MONITOR**, **GRAPHIC SCREEN PRINT**, **RAM TEST**, **HIGH RESOLUTION TEXT**, and **SINGLE DISK COPY**. Increase your knowledge with educational programs such as **BASIC SPEED UP TUTORIAL**, **FLASH CARD**, **TRIGONOMETRY TUTOR**, and our **8 PART SERIES ON MACHINE LANGUAGE**.

Many programs use machine language!



Every month you will receive a cassette tape with 10 ready to run documented programs.

16K Extended Required

ORDERS SENT SAME DAY!
FIRST CLASS SHIPPING!
Back Issues Available from July, 1982.
Call or write for our free catalog.
Dealer Inquiries Invited.

PRICES

1 YR (12 ISSUES)	\$55.00
6 MO (6 ISSUES)	\$30.00
SINGLE COPIES	\$ 6.00

MICHIGAN RESIDENTS ADD 4% TO ORDER
OVERSEAS ADD \$10.00 TO SUBSCRIPTION
AND \$1.00 TO SINGLE COPIES.

PERSONAL CHECKS WELCOMED!

★★★★ FREE PROGRAMS ★★★★★

FOR EACH ORDER OF 20 OR MORE TAPES YOU WILL RECEIVE TWO COLOR COMPUTER PROGRAMS OF THE ABOVE PRODUCT!



★ 5 SCREW SHELL
★ FREE LABELS
★ ERROR FREE TAPE
★ IMMEDIATE SHIPPING

COMPUTER CASSETTES

T&D Computer Products
P.O. Box 256-C
Holland, MI 49423
(616) 396-7577



ITEM	PRICE	QUANT.	TOTAL
C-10	.59		
C-20	.69		
C-60	.85		
C-90	.99		

Quater USA Add \$2.00
USA funds only

Subtotal Shipping 3.00
Mich. Res. 4%

Name: _____
Address: _____
City: _____ St: _____ Zip: _____
Credit Card: _____ Exp: _____

Circle No. 145 on Reader Service Card

80/August 1984

Circle No. 64 on Reader Service Card

select the drive, head, or track; step the head in or out one track at a time; restore the head to track zero; seek any selected track; and start or stop the drive motor.

These options prove useful, for example, in adjusting the track zero microswitch for proper operation.

The final menu selection is the parameter change menu. This menu allows you to change the number of drives in the system and the drive step rate, and choose either the primary or alternate set of test tracks.

For example, there are two sets of tracks on the Dysan disk for testing head alignment and read sensitivity. One set includes a track recorded on track 39. Early Radio Shack drives will not read track 39, so the inner track test will always fail on these drives.

However, by selecting the alternate set, the Radio Shack drives may be tested on the inner track, since the alternate alignment track is on track 30.

Changing the drive step rate permits you to determine whether your drives are capable of a faster step rate; the options available are 6, 12, 20, and

30 milliseconds. A number of programs are currently available to alter this step rate to provide faster data access. It is okay to use a faster step rate if your drive passes the quick test at that rate.

The status line at the bottom of each test screen gives current information on the drive selected, the head selected, the track currently being used, the sector being read, and the actual reading of the floppy disk controller (FDC) status register.

The manual provides an excellent explanation of the meaning of each bit in the status register. With that information, you can interpret the status bits to figure out exactly what kind of error took place.

The manual is clear, well-written, and easy to follow. It provides completely adequate information for the use of the program. I felt that simply reading the manual gave me information I never had before on the function and design of disk drives.

The DDA program itself can easily be backed up to another disk, and even to cassette, which I recommend. It is certainly possible to have your disk

drives so far out of alignment that you cannot read in the program from disk and thus can't use it when you most need it. I found it easy to back up to cassette tape, using the addresses &H4000, &H6000, &H4000.

You cannot, however, back up the Dysan diagnostic disk because it is recorded by special machinery with carefully adjusted variations in its recordings. This disk can wear out, of course, although two sets of tracks are provided to allow for longer life. Replacement diagnostic disks are available from J&M at \$40 for either the single- or the double-sided variety.

This program might seem expensive, but I recommend it most highly. The going rate for disk drive alignment here in Albuquerque is about \$30 - 35, and I aligned three drives myself in about four hours — the program has already paid for itself.

Even if you never align a drive, you can use it to be sure that your saves are good and that your disks will be usable later. If you value your data and your programs, protect them with this program!

— Jeremy Stein

NEED AN INEXPENSIVE SERIAL-PARALLEL INTERFACE?

SP-2 INTERFACE for EPSON PRINTERS:

- 300-19,200 BAUD rates
- Fits inside printer — No AC Plugs
- Optional external switch (\$5⁰⁰ extra) frees parallel port for use with other computers
- \$49⁹⁵ (plus \$2⁰⁰ shipping)

SP-3 INTERFACE for MOST OTHER PRINTERS:

- 300-19,200 BAUD rates
- External to printer — No AC Plugs
- Built in modem/printer switch—no need for Y-cables or plugging/unplugging cables
- \$64⁹⁵ (plus \$2⁰⁰ shipping)

**C
N
R** P.O. Box 492
Piscataway, NJ 08854
(201) 752-0144
ENGINEERING

DEALER INQUIRIES INVITED!

Circle No. 32 on Reader Service Card

YOUR TRS-80* SPECIALISTS IN CANADA

COCO SOFTWARE FROM

ADVENTURE INTERNATIONAL	TOM MIX
COMPUTERWARE	SPECTRAL
PRICKEL PEAR	SILVERWARE
COGNITEC	SOFTLAW
EIGEN	MARK DATA
MICHTRON	SKYLINE

ACCESSORIES

PRINTERS	SUPER PRO KEYBOARDS
BOTEK INTERFACES	EAP GOLD CONNECTORS
MODEMS	BOOKS, MAGAKINES
JOY STICKS	AND MORE

WE HAVE BEEN SERVING TRS-80* USERS FOR 3 YEARS WITH THE LARGEST SELECTION OF SOFTWARE AND ACCESSORIES AVAILABLE IN CANADA.

WRITE OR PHONE FOR A FREE CATALOGUE
MASTERCARD AND VISA ACCEPTED



CMD MICRO COMPUTER SERVICES LTD.
10447 124 ST. EDMONTON
ALBERTA T5N 1R7
PHONE: 403 488-7109

*TRS-80 is a trademark of Tandy Corp.

Circle No. 20 on Reader Service Card

64K Screen Expander II

Computerware
P.O. Box 668
Encinitas, CA 92024
\$24.95 tape
\$27.95 disk

One of the Color Computer's drawbacks is its severely limited display (32 x 16). Also annoying is its lack of lowercase.

Many software products available for the Color Computer have found a way around the limitations by using high-resolution graphics to generate a character set. Unfortunately, that method can cost substantial chunks of memory.

Now, however, if you have a 64K Color Computer, you can generate graphics with the "unused" 32K bank, and run your Basic programs in the lower 32K. All you need is the 64K Screen Expander II from Computerware.

This program produces a 51- or 64-character line *without* using any of the memory needed by your Basic programs. In addition, it features some other utilities sure to enhance the quality of your display, and make programming in Basic much easier.

The package does much more than just give you an alternate screen. Normally you'd have a hard time using the PRINT@ command with a screen size larger than 32 x 16. The Screen Expander modifies PRINT@ to accept the appropriate number of print positions for the screen size you are currently using. It also provides an alternate "x,y" method of positioning print on the screen.

Keyboard type-ahead is handy if you are a touch typist. Remember that graphics-generated screens do not display characters quite as rapidly as normal screens, though. Normally, with graphics-generated screens, it is easy to get ahead of the display and lose characters. Screen Expander allows you to type as fast as you want while the computer remembers what you have typed. At one point, I was 15 - 20 characters ahead of the screen, and my input was displayed accurately as soon as the screen caught up with my typing. This feature lets you look at your copy, rather than the screen, as you type.

An additional feature which is useful for input is the auto-repeat function.

When any key is held down, it will repeat. This is especially handy for long lines of the same character. You need only press the key and hold it down to type an entire line.

The Screen Expander will, if you wish, automatically number your Basic programs. You can just set the increment and beginning line number and start typing. Each line will be properly and automatically numbered for you.

A major shortcoming of Radio Shack's Disk Basic is the lack of error exits. Screen Expander also takes care of that problem with an On Error command. A simple PEEK will reveal the error code and then you can continue the error routine based on the type of error. This is an excellent enhancement to your Basic programs.

One of the advantages of a graphics-generated display is the ease with which you can customize your character set. Screen Expander includes a Basic program that helps you design your own characters. You can save any number of alternate character sets and use any one you wish. To try it out, I created a Spanish set, with accented vowels, upside-down question marks and the like. I found the character editor easy to use - it took no time at all to get the hang of it.

If you wish to return to the normal 32 by 16 display, a POKE will turn the Screen Expander off. It can be toggled back on with the same POKE, but I ran into a few snags. Sometimes, I would get a dark (inverse video) background after the POKE, and one time the screen hung up. These problems were due, I believe, to the programs I ran while in the normal screen mode. When I only ran Basic in normal mode and switched back to high resolution, there was no problem.

If you run an assembly-language program and find that toggling back to high-resolution causes strange results, you may have overlaid part of the

Screen Expander program. Turn your computer off and on and reload the Screen Expander.

The Reset key has no effect on your display under Screen Expander. This feature allows you to reset without losing your screen.

Since the text display is graphics-generated, it is fairly easy to mix graphics and text. The Screen Expander lets you copy a text screen to a graphics page, or a graphics page to a high-resolution text screen. The effect is almost infinite mix-and-match graphics and text capability.

The 51-character line is very legible on any TV or monitor. The optional 64-character line is barely legible on a TV, but excellent on a high-resolution monitor. You can switch between these two displays with a handy POKE. Also, you can use either a regular (dark letters on light background) display or an inverted (light characters on dark background) display.

Screen Expander II has a few drawbacks. When using CLSX in a program, the color parameter will not do anything. CLS clears the screen to whichever mode (normal or inverted) you are already in. It does no good to add a color.

If your Basic program includes any graphics, you should either program in the patches for use with the Screen Expander or turn off the expander to run your program.

On the other side of the coin, the advantages of this program far outweigh any potential drawbacks. The upper/lowercase display works well and gives your computer a much more professional display than the default screen provides. Because the program resides in high memory, *all* of the lower 32K is available for Basic (a PRINT MEM revealed 27,431 bytes usable on my Color Computer after a PCLEAR1).


Screen Expander comes with a six-page booklet of documentation. Although it is brief and there are a few gaps, most of the information you need to use Screen Expander's power is there.

Screen Expander provides significant enhancements for the Basic programmer. It gives your Color Computer a much more professional display with a television and it looks even better with a high-resolution monitor. If you have 64K and program in Basic, buy this product.

— Norman Garrett

**64 K
SCREEN
EXPANDER**

PETROCCI FREELANCE ASSOCIATES



FAMILY

A genealogical data base for the Color Computer

Maintains data on 255 people in first eight generations of your family tree. Prints 3 charts; 5 generation pedigree - graphic display of lineage; Family group charts; ancestors by reference number. Easy to use.
32K EXT 14.95

Inspector Clueseau



• INSPECTOR CLUESEAU

The No. 1 Murder Mystery for the CoCo!
(Every game is different.) 32K EXT 19.95

See Special
Prices Below

INVESTMENT SPECIALS SAVE 30%

Good Through
July 31, 1984

• REAL ESTATE INVESTMENT

Provides "What If" analysis of rental investments
16K EXT 17.45

• OWNER FINANCED REAL ESTATE

Evaluate offers, prepare counter offers with this handy program
16K EXT 17.45

• HOMEOWNER SELLING ANALYSIS

Select best price/best time to sell
16K EXT 17.45

• STOCK MANAGER

Disk based - graphically plots data
Portfolio value update, Printer output
32K EXT DISK 27.95

• BOND ANALYSIS

Helps you select the best buy
16K EXT 13.95

BOWLING SECRETARY

(New Super Second Edition)

Now includes handicap routines for both men and women, pin spotting, selection of up to 15 players per team, plus the standard team standings, individual average, high and total pins, team won/lost, high series, cumulative total team points.

Printer Output & Screen Display

32K EXT - 24.95 Std. 16K Version Still Available

LITTLE LEAGUER



Does all the record keeping for you. Excellent printout. Allows mid season entry
Keeps 19 different statistics and individual as well as team statistics.

Easy screen editing features - allows editing of single player data. Saves to tape or disk.

32K EXT 24.95

Statistical Analysis

32K EXT 2 Programs for 34.95

Stress Evaluator

16K EXT 24.95

Medical Terminology

32K EXT 19.95

Heart Lung Circulatory

32K EXT 34.95

Weather Forecaster

32K EXT DISK 19.95

Weather Watch

16K EXT 24.95

Hurricane Tracker

16K EXT 15.95

Print Spooler

64K 11.95

Master Graphics Tool Kit

32K EXT 39.95

Text Master Graphics

32K EXT 19.95

All Programs 16K Tape
Unless Otherwise Specified
All Programs Available on Disk - Add \$5.00
Special Sale Prices - Retail Only

Include \$1.50 for handling for each program
Arizona residents add 7% sales tax
Quantity Discounts to Dealers



PETROCCI FREELANCE ASSOCIATES

651 N. Houghton Rd
Tucson, AZ 85748
602-296-1041



Super Disk Utility

32K EXT DISK 44.95

Real Estate Investment

16K EXT 24.95

Homeowner Selling Analysis

16K EXT 24.95

Owner Financed Real Estate

16K EXT 24.95

KIDS KORNER

Preschool Package, ABCs,

123s, Shapes, Big-Bigger

All Four 24.95

Guillotine Spelling

Game 16K EXT 9.95

Alphabet Song

16K EXT 11.95

**CoCo
Number-Kruncher**

Moonshot Acres Software
Route One, Box 423
Rockfield, KY 42274

**\$7.95 cassette
16K**

If you are a programmer interested in setting up a financial program, you may find Number-Kruncher helpful.

Number-Kruncher is a Basic program which turns the computer into a calculator. It is meant to be used as a subroutine. Information is entered, calculated, and passed on to the main program through a number of variables.

The functions produced by the program are what you'd expect from a calculator: add, subtract, multiply, divide, decimal point, unary negative, enter, store in memory, recall from memory, CLEAR, and QUIT.

The program will accept many different inputs for each function. For example, for the add function the program will accept a plus sign (+), an unshifted plus sign (;), a "P" for plus, and an "A" for add.

For the benefit of the end-user there is a Help feature built-in. If you push H for help, a number of screens show all the possible entries which will be accepted.

The display produced by the Number-Kruncher covers approximately one-fourth of the normal screen. You can move this display anywhere on the screen.

When you first run the program, it explains itself. There are also three pages of documentation that are more than sufficient.

If you have a good understanding of Basic, you should be able to incorporate this program into your own with no problems.

I don't know what the program authors will want for royalties if a successful commercial program is developed using Number-Kruncher. Talk to them to find out.

This program does exactly what it says it will do — no more and no less. It is written professionally. If you need a calculator subroutine, consider this program.

— Bob Jack

Varalyzer 1.0

Prickly-Pear Software
8532 E. 24th Street
Tucson, AZ 85710

\$24.95, tape

Quick! Can you tell just what variables you've used in your latest Basic program and how often they are called? Varalyzer, from Prickly-Pear Software, can give you the answer.

Varalyzer, a machine-language program, comes on tape or disk and requires 64K. It copies the ROM to RAM and then relocates itself in the upper 32K of RAM. There it is out of the way of your Basic programs, and it won't interfere with the Basic interpreter. In addition, Varalyzer leaves a full 32K for your programs.


Varalyzer keeps track of all the variables a program uses and how many times each variable is accessed. With this information in hand, you can streamline your Basic code.

Included with Varalyzer are four pages of documentation. The first two explain how to run the program and use its features. The others are devoted to explaining good Basic programming methods.

Varalyzer's Features

Varalyzer can send variable lists to the screen or your printer. Operation is simple — just type EXEC to toggle it on and EXEC again to toggle off. USR is available for special control.

You can control Varalyzer from within a Basic program. Or, you can insert the sorted variable list it produces into your Basic program. You can even use Varalyzer to analyze only certain sections of your Basic program.



How can you use the list of variables that Varalyzer produces? First, it's an easy method of documentation. Next year when you decide to add a few bells and whistles to your snazzy Widget Analysis and Garage Door Opener Program, all the variables will be at your fingertips.

As you know, the Basic interpreter stores variables in the order it first encounters them. Each time a variable is referenced the interpreter searches the list from the beginning. If the variable is not found, the interpreter adds it to the end of the list. It makes sense to keep most-used variables at the beginning of the list, since the interpreter will spend less time looking for them. Here is where Varalyzer comes in. It tells you what the most-accessed variables are. You just put them in the beginning of your program, so they appear at the top of the list. That's it — simple and effective.

You can also specify sections of the running program you want tracked. Suppose you already know that one section of the program is where all the heavy processing occurs. You can go into that section and add a few commands to activate Varalyzer. The commands that you can give Varalyzer from your running program are:

- B — Begin analysis
- E — End analysis
- C — Clear test buffer
- D — Display results on screen
- P — Print results
- T — Terminate program


If you choose not to incorporate any of them in your program, then the entire program is tracked.

Varalyzer works and works well. I applied it to a couple of programs and was surprised with the results. I found variables that were not needed, and would never have guessed which variables actually were most frequently referenced.

If you want better-documented, more efficient Basic programs, buy this tool.

— Frank J. Esser

Guaranteed Howard Quality



CONTROLLERS

C-1 Disk Controller reads and writes to 35 and 80 track single and double sided drives with all models of the color computer. (J&M) **\$134** (2shpg)

C-1 Video Interface mounts inside color computer by piggybacking IC on top of interface—no soldering, no trace cuts. All models give composite video and sound. **\$24.45** (\$2)

C-2 for Color Computer 2—monochrome only. **\$6.45** (\$2)

C-3 for Color Computer 2—color and monochrome. **\$39.45** (\$2)

PRINTERS

X-80 Epson Pin Feed Printer. **\$298** (\$8)

B-1 Serial Board with all cables. **\$68.45** (\$2)

Our Unmatched Guarantee

We offer a 30-day, full-refund guarantee that is unmatched in the business. In addition, all products are covered by manufacturer warranty, and our Howard stands are warranted for 1 year.

MEMORY 64K Upgrades

64-E1 for E Boards. Remove old chips and replace with this preassembled package—no soldering, no trace cuts. **\$68.45** (\$2)

64-F1 for F Board. Preassembled with no soldering. Capacitor leads must be cut. **\$64.45** (\$2)

64-2 for Color Computer 2. Kit requires two solder joints, no trace cuts. **\$69.45** (\$2)

DISKS

All disks include drive system case and power supply. All contacts are gold-plated.

DD-1 Half-height 5 1/4" 40-Track SSDD—179,712 bytes available. **\$269** (\$5shpg)

DD-2 Half-height 5 1/4" 40-Track DSDD—359,424 bytes. **\$319** (\$5)

DD-3 Dual 3" 40-Track SSDD (Amdek)—359,424 bytes. **\$474** (\$5)

CA-1 Cable to connect disk to controller. **\$24.44** (free shpg with disk order)

CA-2 Cable to connect two disks. **\$29.44** (free shpg with disk order)

MONITORS

122 Zenith 12" Amber Monitor has excellent resolution, is easy on the eyes. **\$134** (\$6shpg)

123 New Zenith Green Screen for serious programmers and word processing. **\$114** (\$6)

131 13" Zenith Color Monitor with speaker, composite video, and RGB jacks for future interfaces. **\$334** (\$9)

SAVE: HM-1 Howard Monitor Package: 123 Monitor, VC-1 Video Controller, TS-1 Howard TV Stand. **\$144.44** (\$7)

HM-2 Package: 123 Monitor, VC-2 Video Controller, TS-2 Stand. **\$144.44** (\$7)

All monitors require video controller.

HOWARD STANDS

Strong, stylish Howard TV Stands raise your monitor safely above the keyboard, come standard with ROM cutout. In designer Ivory or Smoked Gray.

TS-1 Stand for 13" screen (15Wx11Dx4H). **\$29.50** (\$2.75shpg)

TS-2 Same for COCO 2. **\$29.50** (\$2.75)

TS-4 Stand for 19" screen (24Wx11Dx4H). **\$39.50** (\$2.75)

TS-3 Same for COCO 2. **\$39.50** (\$2.75)

PS-1 Howard Printer Stand for all 9-inch printers. With rubber feet, foam and cork pad for noise reduction (15Wx11Dx2 1/2H). **\$24.95** (\$2.75)

PS-2 Same with bottom feed slot. **\$29.95** (\$2.75)

Double the storage for only \$44 more


359,424 Bytes

DD-2 DSDD Drive
DC-1 40 Track Controller
CA-1 Cable

Drive 0 Package

\$7shpg **\$444.**

Our double-sided, double-density disk and 40 track controller give you more available storage at a lower unit cost ... 359,424 bytes for \$444, compared with our major competitor's 179,712 bytes for \$400—we give you *twice* as much storage for only \$44 more. Our system will read your old 35 track diskettes, too, and the gold-plated cables and disk drive reduce the common disk errors due to oxidation.



Howard Medical Computers

Box 2, Chicago IL 60690

Telephone (312) 944-2444

Cat.No.	Number	Desc. (inc. color)	Unit cost \$	Shpg. \$	Cost \$

- My check or money order is enclosed.
 Bill (circle one) MC VISA AE
 Credit Card # _____
 Send C.O.D.

Name _____
 Address _____
 City, State, Zip _____

Total Cost
 Shipping
 Ill. res. add 8%
 COD (add 1.65)
Total order \$

RB1

Circle No. 151 on Reader Service Card

The HJL-57 Keyboard

Now available for all models,
including CoCo 2.



Compare it with the rest. Then, buy the best.

If you've been thinking about spending good money on a new keyboard for your Color Computer, why not get a good keyboard for your money?

Designed from scratch, the HJL-57 Professional Keyboard is built to unlock ALL the potential performance of your Color Computer. Now, you can do real word processing and sail through lengthy listings...with maximum speed; minimum errors.

At \$79.95, the HJL-57 is reasonably priced, but you can find other CoCo keyboards for a few dollars less. So, before you buy, we suggest that you compare.

Compare Design.

The ergonomically-superior HJL-57 has sculptured, low profile keycaps; and the three-color layout is identical to the original CoCo keyboard.

Compare Construction.

The HJL-57 has a rigidized aluminum baseplate for solid, no-flex mounting. Switch contacts are rated for 100 million cycles minimum, and covered by a spill-proof membrane.

Compare Performance.

Offering more than full-travel, bounce-proof keyswitches, the HJL-57 has RFI/EMI shielding that eliminates irritating noise on displays; and four user-definable function keys (one latchable), specially-positioned to avoid inadvertent actuation.

Free Function Key Program

Your HJL-57 kit includes usage instructions and decimal codes produced by the function keys, plus a free sample program that defines the function keys as follows: F1 = Screen dump to printer. F2 = Repeat key (latching). F3 = Lower case upper case flip (if you have lower case capability). F4 = Control key; subtracts 64 from the ASCII value of any key pressed. Runs on disc or tape; extended or standard Basic.

Compare Installation.

Carefully engineered for easy installation, the HJL-57 requires no soldering, drilling or gluing. Simply plug it in and drop it right on the original CoCo mounting posts. Kit includes a

new bezel for a totally finished conversion.

Compare Warranties.

The HJL-57 is built so well, it carries a full, one-year warranty. And, it is sold with an exclusive 15-day money-back guarantee.

Compare Value.

You know that a bargain is a bargain only so long as it lasts. If you shop carefully, we think you will agree...The HJL-57 is the last keyboard your CoCo will ever need. And that's real value.

Order Today.

Only \$79.95, the HJL-57 is available for immediate shipment for either the original Color Computer (sold prior to October, 1982) or the F-version and TDP-100 (introduced in October, 1982), and the new 64K CoCo. **Now also available for CoCo 2.**

Call Toll Free

1-800-828-6968

In New York 1-800-462-4891



PRODUCTS

Div. of Touchstone Technology Inc.
955 Buffalo Road • P.O. Box 24954
Rochester, New York 14624

Telephone: (716) 235-8358

Ordering Information: Specify model (Original, F-version, or CoCo 2). Payment by C.O.D., check, MasterCard or Visa. Credit card customers include complete card number and expiration date. Add \$2.00 for shipping (\$3.50 for Canada). New York state residents add 7% sales tax. Dealer inquiries invited. For dealer information in Eastern U.S. and Canada, call collect: 617-586-7614, Advanced Computer Services (distributor), 74 Plain Street, Brockton, MA 02401.

Circle No. 33 on Reader Service Card

Mul-T-Screen

Incentive Software
Box 323, Station B
London, Ontario
Canada N6A 4W1
(519)681-0133
P.O. Box 7281
Port Huron, MI 48301
U.S.A.

16K
\$24.95 cassette
\$27.95 disk

Let's face it, the Color Computer is a fine machine, but it has a display that even a mother couldn't love. Mul-T-Screen is a screen-expansion utility that provides a lowercase display without using hardware, defines text windows anywhere on the screen, and will single-step Basic programs, dump graphics to a dot-matrix printer, and let you make a printed copy of everything that appears on the screen.

"Mul-T-Screen prints any size in any mode using any color," its flier says, and it's true. The lowercase display ranges from four lines of eight characters each to 24 lines of 42 characters. The six display sizes are transparent to the user.

Mul-T-Screen uses the CHR\$(5) command to patch Basic so a graphics screen becomes the text screen. Changing text modes is as easy as: PRINT CHR\$(5); this creates the 42 by 24 display set. The six text modes can be used to create displays of eight characters by four lines to 42 characters by 24 lines. One mode creates a 32-character by 32-line display sideways, useful for labelling graphs. You could turn your monitor on its side and put Mul-T-Screen into this mode to create a 32-character by 32-line display, useful for writing a word processor, when you want to see more text at once than usual.

In any mode you can define up to four limited windows. These are actually pseudo-windows (on more expensive micros certain programs create box-like windows in which different programs can run). Mul-T-Screen's windows visually simulate true windows, but only to show separate text modes. Each window can have its own character size, foreground and background color, and cursor position. Defining windows and moving from one to another is easy.

You could use the pseudo-windows in another way: A program written to be used with Mul-T-Screen could

put a title at the top of the screen, using various colors for lettering and background. You could protect this title by putting it in a window. This will force any subsequent text to scroll under the title, keeping the title always on the screen; all statements, including the clear screen command and the Clear key, affect only the current window.

Mul-T-Screen lets windows overlap, but any text in the first will be overwritten by text in the second. With real window software if you move from one window to another the one you are currently in will always be located on top; the computer automatically shuffles windows around for you.

The program's Basic single-stepper stops the computer at each program line and waits for you to press the space bar to continue. This lets you watch your graphics program develop step by step, see what is really going on during a bubble sort, or make sure your window-shuffling routines are working properly.

Mul-T-Screen will also dump the screen to any dot-matrix printer that supports bit-mapped graphics (like Radio Shack's DMP-200 and -400, or the Gorilla Banana). A second version of Mul-T-Screen has a screen dump for the Epson, Gemini and similar printers. Mul-T-Screen allows positive and negative (reversed colors) screen dumps in two sizes, full and mini. The full dump is a maximum eight inches wide. The mini is a maximum 3 1/2 x 2 1/2 inches. It isn't the fastest screen dump in the world: a mini can take up to two minutes on a DMP-200. However — once it has started the screen dump can be interrupted using the Break key.

This screen dump CHR\$(31);CHR\$(1); causes everything printed to the screen to be duplicated to the printer. This is a real-time mode. A CLS statement prints a blank line instead of forcing a new page (to save paper), although a new page may be forced with CHR\$(12).

The instruction manual fully describes how to use every feature, and on the back cover is a summary of control codes and what they do. This is very nice, since there are 32 of them. The manual was printed using a dot-matrix printer but has a professional look. Errors in the manual are updated in a program called Info, included with the Mul-T-Screen package. Also in-

**CHATTANOOGA
CHOO CHOO
SOFTWARE**



Buy 1 Program Get 10% Off Track 29
Buy 2 or More Programs
Get 15% Off

- NEW**
† Early Games Preschool
Learning Games (16K) Tor D \$25.45 ea.
† **NEW Colorware**
Real Talker Disk Compatible Hardware Voice Synthesizer \$59.95 ea.
Text to Speech Program included (16K, 32K, 64K)
Real Talker II for CoCo II \$69.95
Kraft Joystick
The Best \$29.95 ea.
1 Year Warranty
NEW Gold Connectors for Disk controller \$16.95
Datsoft, Inc.
† Zaxxon (32K) Tor D \$31.50 ea.
Pooyan (32K) \$29.95 (Tape & Disk)
We Pay Shipping in the U.S.
† No Other Discounts Apply
* Also available on disk (32K) at extra charge. Send for free complete listings! TN residents add 7.25% sales tax, C.O.D. orders add \$2.00.
master charge
(615) 875-8656
P.O. Box 15892
Chattanooga, TN 37415
VISA

Circle No. 7 on Reader Service Card

**ALPHABET
\$7.95 - \$9.95
FACE TAPE**

• 16 K Machine Language — TAPE
SEE REVIEW — FEB. RAINBOW

**MORE TITLES
THIS AUTUMN!**

CHILDISH SOFTWARE

P.O. Box 985
Norcross, GA 30071



**ORDERS
24 HR
404-448-2473**



Georgians please add 3% tax.

Charge to credit card:
VISA MASTERCARD

Card No. _____ Exp. _____
Name _____
Address _____
City _____ State/Zip _____

Circle No. 38 on Reader Service Card

cluded are three demonstration programs that put Mul-T-Screen through its paces.

At \$24.95, Mul-T-Screen could be one of the great bargains of the year. It does what it is supposed to, does it well, does it *cheaply*, and is graced by a good manual.

— Gary Teter

LLister

Elite Software
Box 11224
Pittsburg, PA 15238
(412)795-8492

\$14.95 cassette

\$17.95 disk

This is a machine-language printer utility that adds a few characteristics to the Basic LLIST command to produce a pretty-print formatted listing.

LLister generates a hard copy listing of 60 75-character lines per page, issues a TOF (top of form printer control code) to skip over the paper perforations, and indents any continuing lines by five spaces.

Woefully lacking are multiple-statement line breaks, a left-hand margin for 3-hole punching, and page-numbered headers.

Using this programmer's aid is quite simple. Protect high memory, (C)LOADM "LLISTER", load the Basic program you wish to list with the appropriate command, EXEC and use the LLIST command as you normally would.

Once LLister is loaded into the computer you can forget about it until it's needed. Both the utility and the Basic program undergoing the formatted listing reside simultaneously in memory.

Since LLister is only 175 bytes long and is loaded into the upper limits of RAM that have been protected with a Clear statement, almost all of user memory is available for the Basic program. This is one of the utility's more notable points. It works on programs in memory. There are no disk files to open and then worry about closing, and no time-consuming cassette file reads. Most of all, unlike other pretty-printers on the market or available in the public domain, an ASCII save of the program to be formatted is unnecessary.

The documentation was a bit too brief for adequate understanding. Too

many questions were left to trial and error. For example, no mention can be found whether Extended Basic is required for proper operation.

A quick pass through Tandy's ED-TASM+ Z-BUG reveals only machine calls to Color Basic routines so LLister should work with all versions of the Color Computer, including the TDP-100. A minimum of 16K is required. I was able to locate LLister in memory above Disk Basic on a 64K system running ROM in RAM. This trick leaves all of the Color Computer's memory available for the subject program. After all, 175 bytes could mean the difference between a tight squeeze and a comfortable fit.

Not mentioned either is the strange display on the monitor after execution. Anything from a single orange graphic block to a line of alphanumeric garbage sprinkled with a few non-ASCII characters would appear immediately after invoking LLister. Is this normal? This gobbledygook didn't affect the operation of the program, but its presence made me nervous.

The documentation does not place enough emphasis on the need to execute for each successive run of this program. LLister keeps count of each line printed per page. If the listing is interrupted via the Break key this line count is maintained. Restarting the dump with only the Basic LList command will result in a short first page. With LLister resident at all times it is easy to forget and seems redundant to execute before LListing — especially if you have several program listings to format.

LLister is easily transferred to disk. Kudos to Elite Software for keeping the price difference between media versions reasonable. It appears only

the cost of the disk is being passed on to the consumer.

LLister performs exactly as explained in the documentation and as presented in Elite's advertisements... but read very carefully and understand that what you see is exactly what you get.

Would I recommend this product to a friend? Probably not. While LLister does have some notable features, for a nickel under fifteen dollars I would have expected more.

— Steve Wegert

Repeat Key

Elite Software
Box 11224
Pittsburgh, PA 15238

\$14.95 tape

\$17.95 disk

One of the functions missing from the Color Computer is a repeat key. Some word processors and utilities have a repeat key function built-in, but Basic does not. There is a solution to this problem — it's called Repeat Key.

Repeat Key will repeat any key (except Enter or Break) you hold down for $\frac{3}{4}$ of a second, at a rate of 20 characters per second.


You can buy the program on either tape or disk. The documentation consists of a single sheet of instructions.

The program is written in position-independent code and thus can be loaded anywhere in memory. Instructions are included to move the program from memory to disk so it will load at the same position thereafter.

Repeat Key uses the upper 256 bytes of memory and requires that you perform a clear to keep it out of the way of the Basic interpreter. Resetting your machine has no effect on Repeat Key.

If you are looking for a repeat key function to use with the Basic interpreter, then Repeat Key is made to order.

— Frank J. Esser



64K Boot/Pager

Skyline Marketing
4510 W. Irving Park Road
Chicago, IL 60641
(312)286-0762

**\$19.95, disk-compatible cassette
64K**

One problem with the 64K Color Computer is its inability to address both its 32K memory banks simultaneously. The 64K Boot/Pager is two assembly language programs which let you use your 64K in various ways, and thereby derive maximum benefit from your added memory.

Essentially, the Pager enables your 64K Color Computer to access both 32K pages from Basic. Although only one page can be accessed at a time, you can switch back and forth between the two areas or even copy one page to another or swap the page contents. Practically speaking, these abilities can be useful if you are programming or testing programs written in Basic, among other possibilities. For example, you can load a Basic program, copy it into the other page, and modify the second copy. Then you can run the modified copy, run the unmodified copy, and compare the results. Your main limitation is the inability to use both pages simultaneously. That, however, is the computer's limitation, not reflective on this particular software package.

The Boot program copies Basic from ROM into RAM. This is useful if you wish to make your own modifications to Basic. When it is loaded and executed, an inverse OK prompt appears to let you know you are running from RAM Basic.

Although these programs are packaged together, they must be loaded and executed separately. I copied them to disk for easier loading, and had no trouble making the disk copy, since they are fully compatible with Radio Shack Disk Basic.

The documentation consists of one page of instructions which is adequate for using both programs. A complete source listing of the programs is also included in the package. If you are so inclined, the source listings would let you modify either or both programs.


Within the limitations imposed by the computer itself, these programs work as advertised. The Pager lets you manipulate the use of your 32K pages, and the Boot lets you easily access ROM

ANNOUNCING

creative computing's

1984 BUYER'S GUIDE

TO PERSONAL
COMPUTERS &
PERIPHERALS



Advice you can trust on selecting personal computers, peripherals and electronic games

Unless you have the memory of a computer there's no way you can keep track of all the games, programs and peripherals available for your computer. And even if you could, you'd still have a problem figuring out what's best for your needs and how to get the most for your money.

That's why you need the *1984 Buyer's Guide to Personal Computers & Peripherals*. It's a comprehensive collection of product reviews and consumer-oriented shopping advice put together by the experts at *Creative Computing* magazine.

You'll get a rundown of what's new on the market. Analysis of new product performance, reliability, operation, applications, cost—even what kind of repair service you can expect. Easy-to-understand comparisons between different models. Tips on bugs and design problems. Plus "inside" information you won't get from manuals or salespeople.

Don't buy until you've consulted the *1984 Buyer's Guide to Personal Computers & Peripherals!* Order your copy today.

Send to: NW9C
Creative Computing Buyer's Guide
CN 1914, Morristown, NJ 07960

YES! Please rush me Creative Computing's *1984 Buyer's Guide to Personal Computers & Peripherals*. Enclosed is my check or money order for \$3.95 plus \$1 for postage and handling.

Mr./Mrs./Ms. _____
(please print)

Address _____

City _____

State _____ Zip _____

Please make check payable to Creative Computing Buyer's Guide. CA, NJ and NY State residents please add applicable sales tax. Price outside U.S.A. is \$6.

DATA CASSETTES

(LABELS INCLUDED)

C-10 \$6.95/DOZ 25/\$13.95
C-20 \$8.50/DOZ 25/\$15.95
C-30 \$9.95/DOZ 25/\$17.95

SPESHUL: 15 TAPES, HARD
BOXES, LABELS & STORAGE BOX
C-10 - \$12.95 C-20 - \$13.95
C-30 - \$14.95

LABELS WH OR COLOR \$2.75/100
HARD BOXES 25/\$4.00 100/\$15.00

SENTINEL DISKS

SS/DD 10/\$1.79 EA 50/\$1.65 EA

LIBRARY CASES

WITH DISKS \$2.00 EA.

BIB HEAD CLEANER

KIT: (WET/DRY) - \$8.95

DISK FILE CASE

HOLDS 50 DISKS - \$15.95

ALL ITEMS 100% GUARANTEED

MAKE CHECK PAYABLE TO:

DALLAS COX

ADD \$2.50 S/H-IN MI ADD 4% TAX

THE **SOFTWARE** HOUSE

9020 HEMINGWAY

REDFORD, MICHIGAN 48239

CALL FOR QUANTITY PRICES

(313) 937-3442

Circle No. 64 on Reader Service Card

COMPLETE YOUR LIBRARY OF THE Color Computer...



Add to your COLOR COMPUTER MAGAZINE collection today. Make your personal library complete and authoritative with any issues you may be missing.

Copies are available for issues published during the last twelve months—be sure to specify the issues you want. If a particular issue is out of stock, your payment will be refunded promptly.

Back issues of THE COLOR COMPUTER MAGAZINE are priced at \$6.00 each, post-paid. Outside USA, \$7.00 each.

THE COLOR COMPUTER MAGAZINE

MCBI Morristown, NJ 07960

Please send issues of THE COLOR COMPUTER MAGAZINE listed below:

Issue	Qty.	Unit Price	Total Price
Payment Enclosed			\$

Mr./Mrs./Ms. _____
(print full name)

Address _____

City/State/Zip _____

Basic for modification. If you plan to perform your own upgrade to 64K, these programs are handy to have when you do the project. They would be useful for testing your upgrade after installation to make sure your 64K is completely accessible, and that you have performed the modification correctly.

This is a good pair of utilities for the price. They work well and allow limited use of the entire 64K with Basic. They do not, however, make it possible to use the second bank of 32K with a single Basic program. If your program needs more memory than you could supply in 32K this utility will not help much. Another disadvantage is that the switching cannot be performed by a Basic program; you must do it manually.

— Norman Garrett

Super Screen Machine

Sugar Software
2153 Leah Lane
Reynoldsburg, OH 43068
\$44.95 cassette
\$47.95 disk

The Super Screen Machine, from Sugar Software, is a machine code program which produces a 50-character by 24-line screen that is easy to read.

The Super Screen Machine requires approximately 5.3K bytes of memory, plus 6K bytes for the graphics pages (PCLEAR 4), and is loaded into the upper end of user memory. If you are running a 64K machine, then Super Screen Machine will copy the ROM to RAM and will remain active even if you press the Reset button.

The minimum memory requirements are 16K and Extended Basic. However, to use the character-generator program included, you will need at least 32K.

The Super Screen Machine can produce 32, 42, 50 or 64 characters per line. You can protect the upper half or the lower half of the screen from scrolling. Double-width printing can be invoked at any time as long as the graphics screen is set for PMODE 4 and larger, colored letters are available in PMODEs 1 and 3.

Other features are underlining, automatic subscript and superscript, alternate color set, variable scroll rate,

key-click volume control, Break-key enable/disable function, custom functions, and a method to interface with an EDTASM+ cartridge.

The following Basic commands are handled by the Super Screen Machine: CLS, PMODE, Screen, Color, Print Tab (), Print @, as well as comma fields, lowercase, graphics characters and all other keys, commands, PMODEs and Input/Output.

Included with the Super Screen Machine, for use on 32K or 64K systems, is a character-generator program. This program lets you design your own character set.

You can correspond with the Super Screen Machine by using the PRINT

"The Super Screen Machine can produce 32, 42, 50 or 64 characters per line."

CHR\$(27) command, giving you the ability to issue commands from your Basic programs or from the command mode. The manual includes a very good example of how to pass commands to Super Screen Machine from a running Basic program.

The Super Screen Machine supports upper- and lowercase characters, with true descenders for the lowercase. The method used to shift between upper- and lowercase is the same as that in Basic. The additional graphic characters (128 to 255) can be printed on the screen using the Basic command, PRINT CHR\$(). The following graphics commands are also fully interfaced: Circle, Draw, Line, Paint, PCLEAR, PCLS, PPOINT, PSET. In addition, four-color artifacting in highest resolution PMODE 4 is fully supported.

The Super Screen Machine supports a 224-ASCII character set, slashed zero, Greek math symbols, lunar lander, stick figures, tank, card suits, and electronic symbols.

A Demo program included with Super Screen Machine does an excellent job of demonstrating its functions. It is well worth your time to run this program before getting too involved with your own programs.

I think the Super Screen Machine is

a program of excellent quality. The program is well worth the price if you are looking for an enhanced screen with many formatting capabilities.

— Frank J. Esser

Colorzap

Software Options Inc.
P.O. Box 970
Bowling Green Station
New York, NY 10274
\$49.95, disk
16K

Colorzap is a Basic machine-language hybrid utility. You can use it to examine and modify data that is on your disks.

Colorzap lets you examine a disk in any drive (0, 1, 2, or 3). It can display data by sector, and modify that data.

Colorzap will also display sectors by file specification. I found this function very valuable to find all the commands I needed when playing adventure games.

Even when you take very good care of your disks they can malfunction. If you find a file that cannot be read you may be able to repair the damage if you know which sector is bad. The Verify Disk Sector option will go through your disk sector by sector. If it encounters a bad sector Colorzap stops and tells you. Then it is up to you to fix the glitch.

The Zero Disk Sector function is used when you want to change the values of data in any of the sectors. (This function is very dangerous since you can erase a program or destroy your directory.)

The Copy Disk Sectors function allows you to copy sectors.

The directory of your disk drive shows the number of granules for each program, but you need to know the track and sector numbers to examine a file. The Convert Granule Number function will convert a granule number to its corresponding track and sector.

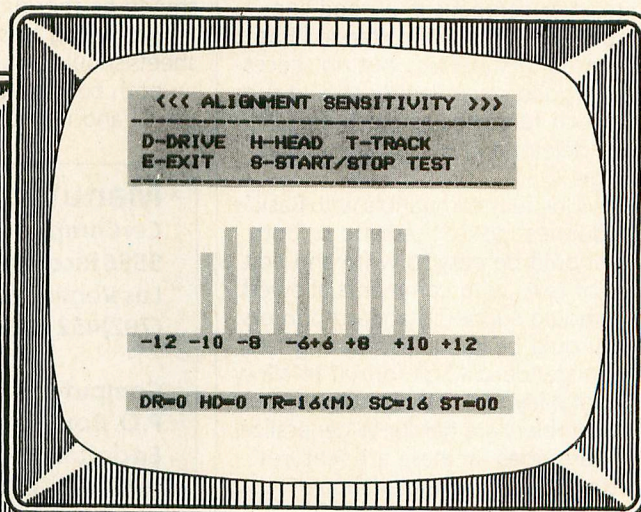
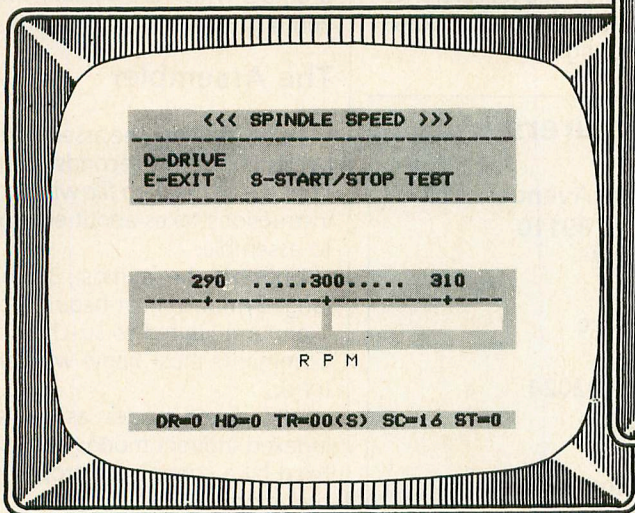
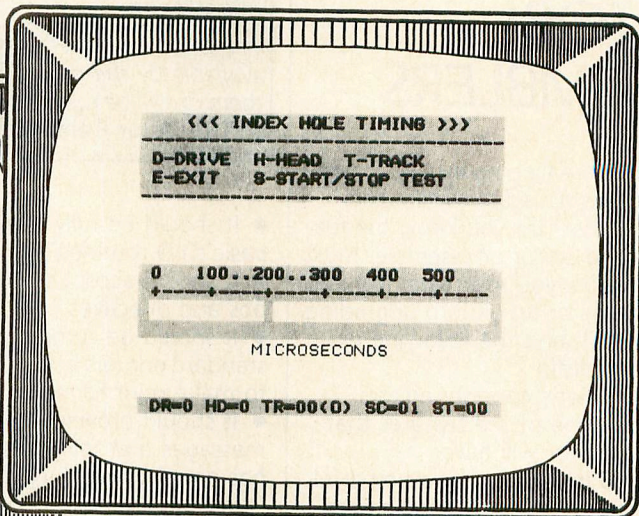
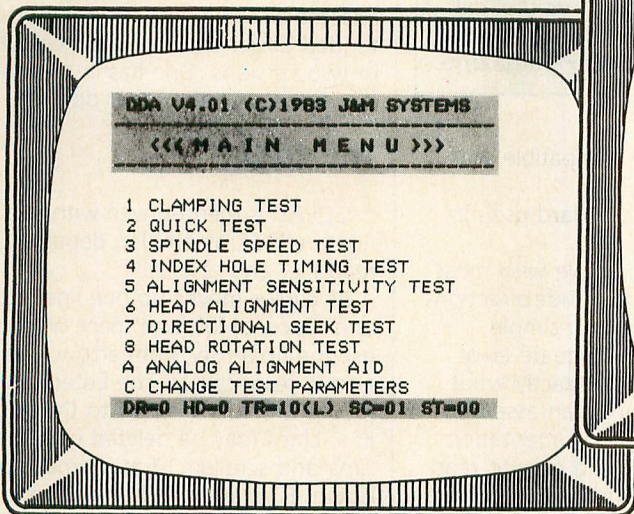
If you have been working on a program and mistakenly kill that file, try using Colorzap. A section in the manual is devoted to explaining how to recover a killed or clobbered file. I think just being able to recover killed files is worth the investment in this program.

You can also use Colorzap to learn how your data and programs are stored on disk.

— Harvey Kasner

Disk Drive Analyzer

A unique approach to
Data Reliability.



In 30 seconds this program will make the following tests while drives are in your computer.

- Head Alignment
- Motor Speed
- Index Hole Timing
- Azimuth
- Hysteresis

This program may be used to help align your drives without costly test equipment.

To Order, Call: **(505) 265-1501**



J & M SYSTEMS, LTD.

137 Utah NE • Albuquerque, New Mexico 87108 • (505) 265-5072 • (505) 265-1501

This program is a must for:

- **Dealers**—Check drives as they are received. Save time and money on service contracts by quickly isolating drive problems.
- **End Users**—Check drive performance without costly service calls. Isolate faulty or misaligned drives. Monitor long term drift.

\$79—Single Sided
\$99—Double Sided

Terms, COD Cash or Cashier's Check, Visa, MasterCard. Add \$3.00 for shipping in continental United States.

SEVEN EDITOR/ASSEMBLERS

When you're flipping through magazines, do ads for editor/assemblers catch your eye? Do you know the features a good editor or assembler must have? Whether you're an assembly-language rookie or an old pro upgrading to disk, you'll find the following explanation helpful.

To begin, let's consider editors. These are some of the features that any good editor will have:

- It should include either a powerful line editing system or a good screen editor. For comparison a good line editor is provided with Extended Basic. Screen editors are nice but not necessary. A good screen editor should support such functions as block move, block delete, and global search and change.
- It will be fully compatible with Basic's I/O routines, disk or cassette or both.
- It should be easy to write and edit lines of text, with comments allowed.
- It should support standard printers.
- It should be capable of saving text files in standard ASCII format to allow compatibility with other editors.

Assemblers are harder to generalize, but here goes — these are features that any 6809 assembler should have:

- It should accept the entire 6809 instruction set in standard format as defined by Motorola.

A Note on Monitors

Although a monitor is not necessary for writing assembly-language programs, it is a very nice thing to have.

With a monitor you can see number to number with your computer and fine-tune or debug programs at the very basic machine level.

It lets you get a hex or ASCII dump of memory, or make a small change here and there just to see what will happen.

Some development packages come with monitors, others don't. I'll mention those packages that include monitors.

Reviewer Richard Derby made a concerted effort to get under his roof every editor/assembler available for the Color Computer. Those that are not covered in this review either were not made available by the companies that sell them or will be covered in future issues of The Color Computer Magazine.

- It should be fully compatible with Basic's I/O routines.
- It should accept standard pseudops and directives.
- It should be compatible with most standard printers and include directions to make print formatting simple.
- It should provide adequate error messages that tell you exactly what has gone wrong during an assembly.

In both cases, the documentation should be thorough and easy to read. Programming aids and processor data sheets should be provided for reference — both beginners and pros find these useful and reassuring.

Manufacturers

CerComp
5566 Ricochet Avenue
Las Vegas, NV 89110
(702)452-0632

Computerware
P.O. Box 668
Encinitas, CA 92024
(619)436-3512

Eigen Systems
P.O. Box 180006
Austin, Tx 78718
(512)837-4665

The MicroWorks
P.O. Box 1110-B
Del Mar, CA 92014
(619)942-2400

Radio Shack
One Tandy Center
Fort Worth, TX 76102
Contact your local
Radio Shack dealer

Spectral Associates
3420 S. 90th
Tacoma, WA 98409
(206)581-6938

CCEAD

Eigen Systems
\$6.95

CCEAD, the Color Computer Editor Assembler Debugger, is written in Extended Basic, and comes on cassette in two versions. One has in-program comments and the other doesn't.

The Editor

CCEAD is menu-driven with five options: editor, assembler, debugger, read file, and save file.

Its cursor moves up one line, right one space, or left one space when you use the up arrow, right arrow, and left arrow, respectively. The Enter key moves the cursor down to the next line. Lines may be deleted one at a time and scrolled 12 at a time, up or down. Files are saved or loaded from prompts which are actually the Basic Print# and Input# commands.

The Assembler

To do its thing, the assembler portion needs about five seconds per instruction, which means a file with a hundred instructions takes about eight minutes to assemble.

Lines may be, at most, 32 characters long. Symbols must begin in column 1 and are limited to six characters. Comments must begin with an asterisk.

All indexed modes, as well as non-indexed indirect mode, must be prefixed by a comma for proper interpretation.

The D register may not be pushed or pulled but must be treated as its individual A and B registers.

No arithmetic calculations of any kind are allowed during assembly, which means you can't even specify an offset from a label.

The assembler supports five standard directives: ORG, RMB, FCB, FDB, and EQU.

Output may go to the screen or to a printer.

There are six error messages which are reported with number codes.

The debugger is a tiny monitor that displays one address at a time. Its features are memory exchange and jump to subroutine.

PROGRAMMER'S SKETCH PAD[®]

 *Saves Time & is Easy to Use*

 *Durable & Attractive*

 *Have Fun & Learn*

 *Would You Like To Design:*

- a) BUDGETS
- b) INVENTORY LISTS
- c) GAMES, GRAPHICS

The Kit includes: Two thick mylar coated **graphs** of the color computer's screen; step by step **instructions** for the beginner; two **demo programs**, and easy to follow "how to personalize" **budgets** that *you* write.

Each Sketch Pad has **print locations** on one side and **set screen locations** on the other, along with their corresponding **commands** and **color codes**.

Now you can take the screen with you wherever you go; school, work, or play. If you get a good idea, simply pull it out and draw or write down what you thought directly on the screen. When you're done with it, just wipe it off!

Don't delay, order yours today. . .

CANADA—\$13.50
EUROPE—\$14.50

ONLY \$ **12**

Calif. residents
add 6% sales tax.
(Postage paid.)

TO ORDER:

CALL (707) 722-4280

or WRITE TO:

SYNDICTIONS[®]

REDCREST, CALIFORNIA 95569

ORDER FORM SP1



Quantity

Name _____

Address _____

City _____ State _____

Country _____ Zip _____

Charge:  

Acct. No. _____

Expiration Date _____

Signature _____

CCEAD's documentation is fair and contains enough program information to let you customize it to your particular needs. If you're interested in seeing a good programming job in Basic or just can't afford more than \$6.95, buy CCEAD. If you want a more deluxe editor/ assembler, shop around.

Ultra 80C

Spectral Associates
\$52.95

Ultra 80C is a disk editor/assembler for 32K systems. Both the editor and assembler are copyrighted by Technical Systems Consultants and are designed to run on the Flex operating system. Spectral Associates has adapted the package to run on the Color Computer's disk operating system.

The Editor

The editor is line-oriented. Commands are one, two, or three letters and most of them will let parameters be specified in one of three ways: by a line number, by an offset to indicate another line number, or by a string. Beginning parameters are given first, followed by the command, followed by the end line parameter.

The editor uses the current line principle — operations are performed on the most recently referenced line unless a new line is specified. New lines are specified three different ways: directly, as the desired line number; relatively, as an offset from the current line number; or by contents, as a string. Also, the top and bottom of the file may be stated directly.

The Set, Tab, Expand, Gap and Bell commands do not work as documented. The Header command does work but has little meaning since Tab doesn't work.

The end of command character is a colon, so more than one command may be specified on a single line. Line number display can be switched on or off. The Find command searches for the first occurrence of your specific string starting in a specific column. The Append command is used with lines, not files, in this editor; with it characters may be added to the end of a specified block of lines, which saves a whole lot of typing.

There are two forms of the Change command. One changes all occurrences of the target string within the indicated range of text. The other changes only those occurrences verified by you.

Copy, Delete, and Move are the standard oriented commands. The Overlay command allows changes to be made in an existing line of text, but I found no easy way to delete single characters or larger portions of a line with any of the commands.

Lines may be replaced or inserted anywhere in the file and any range of the text may be displayed on screen.

Files or portions of files can be written to tape or disk using Save and Write. Files can also be read using the Read command.

When first entering the editor, you are prompted for a file name. If the file name already exists it's loaded and the original file name extension is changed to BAK to indicate a back-up file. This is a convenient use of a wise naming scheme. The new file name is the same as the old unless otherwise indicated. If no file exists by the given name then a new one is created.

Log or Stop commands will exit the editor and write the current file to disk with the current file name.

If a file is being edited but not all of it will fit in the buffer, then the New command can load in another portion of it. The portion of text currently in the buffer will automatically be saved to disk. The Flush command works similarly, but no more of the text file will be loaded into memory.

The Assembler

The assembler portion of this package is powerful. Upon entry you are prompted for the date and the name of the text file to be assembled. A binary file name may be specified after the source file name along with any assembly time options and command line parameters.

Command line parameters work as macro definitions do, except the strings are inserted directly into the normal lines of text. Assembly time options for the most part countermand default options like sorting the symbol table, object code output, and listing output.

The assembler will accept all 6809, and most 6800 and 6801 instructions, plus a few convenience mnemonics.

Standard pseudo-ops like ORG, RMB, and FCC are accepted. Multiple origins are supported.

This assembler supports both Macros and library files; each may be nested to a level of nine. Local labels are not allowed but you may pass parameters to change the label for each definition of the macro. Conditional assembly is also made available. Another program on the disk, Join, joins any two binary files into a third file.

The documentation was intended for several versions of the original editor/assembler, so much of it is irrelevant, some of it is even misleading and inaccurate.

Addendums listing changes are neither fully accurate nor clear. Users will need quite a while to sift out the applicable portions. This product is somewhat overpriced.

Cores 64 with Debug

CerComp
Cores 64 with Debug (Disk)

There are two editor/assembler programs available from CerComp. They are: Cores-64 w/Debug and a Disk Editor/Assembler and Debug.

Cores-64 with Debug sells for \$34.95; its disk version costs \$49.95.

Cores-64 w/Debug is an enhanced version of Cores9 (a product that's no longer on the market) and is designed to accommodate systems with up to 64K of RAM. When first running it you tell it your memory size; the program configures to your system accordingly.

Both Cores-64 and the disk version run automatically upon loading, and because of the autostart feature, back-up copies cannot be made. Cores9 must be entered with EXEC.

In the disk version a back-up copy is allowed but it won't run, so you must use the original. In the event the original gets wiped out, the back-up is intended to be copied back onto the original. This isn't a tantalizing feature.

The Editor

The editor is line-oriented with all commands abbreviated to two letters. Cursor control is with the arrow keys in combination with the Shift key.



The Joystick that sets you free!

The one-hand operation of this fantastic new joystick will truly set you free and increase the pleasure of playing your favorite video games. The smoothness and responsiveness of this unique joystick that operates completely

without a base is something to be experienced. Available direct from us or from your independent computer retail store. (See below)

\$49.95 suggested retail

STOP changing Printer and Modem Cables! Our **Parallel Printer Interface** provides **Switch Selectable Printer or Modem** operations for both CoCo and MC10. It features switchable baud rates from 300 to 9600. It comes complete with power supply, modem cable and "Centronics" type printer cable. For Basic 1.1 and later revisions.

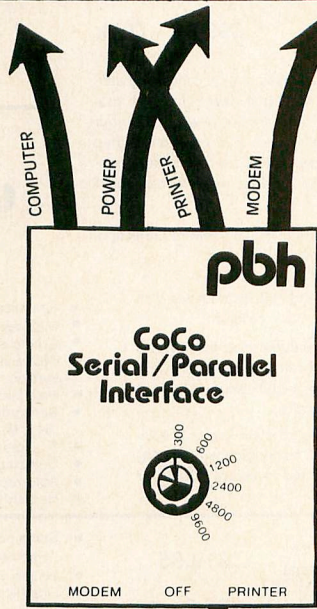
Available direct from us or from your independent computer retail store. (See below)

Only \$89.95 suggested retail

pbh Computer Products, Inc. P. O. Drawer 55868
Houston, Texas 77055

713/956-0207

When ordering direct from **PBH** please enclose \$3.00 per item for shipping.



Stocking Distributors

Compukit Houston, TX. 77059 Spectrum Projects Woodhaven, N.Y. 11421

Authorized Dealers

Endicott Computer Software & Accessories
Huntsville, AL. 35801
The Computer Store
Jasper, IN. 47456
The Software Connection
Ft. Lauderdale, FL. 33319
Colorware, Inc.
Woodhaven, N.Y. 11421

TRS TECH
Computer Services
Houston, TX. 77033
Computers & More
Huntsville, TX. 77340
The Photo Shop Radio Shack
Wilmar, MN. 56201
Patterson Electronics
Mountain View, AR. 72560

Computers, Etc.
Austin, TX. 78745
Cinsoft
Cincinnati, OH. 45237
EDC Industries
Los Angeles, CA. 90042
Sound Center Radio Shack
Whiterock, N.M. 87644
& Los Alamos, N.M. 87544

Chips, Incorporated
Atlanta, GA. 30340
Computer Associates
West Fargo, N.Dak. 58078
Computer Plus, Inc.
Littleton, MA. 01460
Turtle Micro Ware
East Lime, CT. 06333

UTILITIES & HARDWARE

The file may be renumbered, but the increment between line numbers may be only one digit. Automatic line numbering is also limited to one-digit increments.

In the disk version, if you try to load a file without line numbers the editor automatically provides them. This is a very handy feature for when you must load text from an editor that doesn't use line numbers. You also have the option of saving text files with or without line numbers.

All or a portion of the file may be deleted, moved or copied. String search and replace is supported.

Line length is normally 128 characters but may be changed from 1 - 255. CerComp went a bit too far, I believe, with audio warnings here. Tones are heard 10 positions before the end of line, at the end of line, and on each character entered after the end of line.

Cassette tape file commands for all versions are TLoad (TL), TSave (TS), TAppend (TA), and Skip (sk). They work

the same as the equivalent Basic commands.

Size (si), prints out the remaining text buffer space in decimal. The amount of memory currently being used is also returned.

If a printed out copy is specified, the editor checks for printer hook-up. If nothing is attached it tells you. This is good news for users without printers as it prevents the computer from hanging up.

Printer baud may be changed to any of five values for easier interfacing.

The Run command allows previously assembled programs to be run and tested.

Additional commands in the disk version are: Save, Load, Append, Roll, Get, Dir, and Kill. Roll lets you write a portion of the text file to disk. Get allows a portion of the input file to be read. Append works the same as the tape file version. The other disk commands do the same things you'd expect them to do in Basic.

The Assembler

The assembler works well enough. Most standard directives and pseudo-ops are supported, but the SETDP directive is conspicuously missing.

FCC, FCB, and FDB statements allow multiple expressions separated by commas.

Options are specified in the text file by the use of the OPT directive. Using one-letter specifiers you may command the assembler to send object code to memory, tape or disk. Assembly listings may be listed or printed, as well as the symbol table. All of the options may be switched off as easily as on by prefixing specifiers with NO.

You have to get the hang of using this assembler. On entry it asks for input and you must specify a pass number and a code letter to determine how you want the assembly done and where you want it sent. Only certain combinations are allowed and they can be used only one at a time.

The assembler accepts all standard 6809 and 6800 mnemonics except LSL (Logical Shift Left). It also lets you force addressing modes with the < and > symbols.

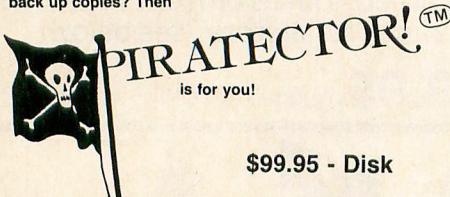
The Cores-64 and disk monitors both allow memory examination and exchange but display only one byte at a time. Both allow 10 breakpoints to be set or reset.

Sugar
Software

Tired of the same old utilities?

Proven effective
against the popular CoCo
piracy-cracking copy programs

Would you like to protect your disk software from unauthorized copying, but still allow your users to make back up copies? Then



\$99.95 - Disk

Don't waste your valuable time and effort concocting anti-piracy schemes. Spend your time developing new programs and then PiratectTM them. Piratector will protect your Basic or ML programs using many different sophisticated techniques, while still allowing your users to create (non-executable) backups that can be used to recover a "crashed" master disk.

Piratector offers much more than just software protection. Several ML utilities are provided including:

- COMBINER** - appends ML subroutines with your Basic program.
- SEMIGRAF** - full featured high-resolution 8 color semigraphic graphic editor to build title screens for your programs.
- GETLIN** - keyboard input subroutine for easy development of MENU oriented software (Basic or ML)

PIRATECTOR features:

- Protects Basic or ML programs
 - Encryption
 - ML AUTO Loader
 - Basic Break Disabler
 - Error catcher
 - Reset Button Disable
- Utility subroutines included
- Automate your duplication if multiple drives are used
- Each copy will be "finger printed" with incrementing serial numbers

SEMIGRAF Graphics Editor

Tape - \$19.95
Disk - \$24.95

- Graphics editor to create and modify your own pictures
- Pictures can be used as a title screen for a program
- Create a series of pictures to make a slide show
- Both Extended and non-Extended Basic versions on the same tape
- High Resolution
- Semigraphic modes 8, 12, and 24 (64 x 64, 64 x 96 and 64 x 128)
- 8 colors
- Combine text with graphics
- Auto-repeat and "magic" delete
- Requires 16K




Software that you design and sell can be enhanced by using the Auto Run Loader. Sugar Software will allow you to do this without requesting royalties.

- Starts up your Basic or ML program automatically — no need to type EXEC or RUN
- Locate your program anywhere in memory
- Graphics editor helps you create attractive title screens for your program
- Gives your program the professional touch
- Provides an audio introduction for your program
- Create "slide shows" with a series of title screens
- Used by many CoCo software houses
- Requires 16K ECB

A complete catalog of other sweet Sugar Software products is available.

SUGAR SOFTWARE
2153 Leah Lane
Reynoldsburg, Ohio 43068
(614) 861-0565



Add \$1.00 per tape for postage and handling. Ohioans add 5.5% sales tax. CDS orders are welcome. CDS orders EMAIL to 70405.1374. Dealer inquiries invited.



Circle No. 88 on Reader Service Card

Registers may be displayed and reset. The Go command allows the execution of subroutines. Memory is displayed on screen in both hex and ASCII. A block of memory may be filled with a specified byte. A Find command locates a sequence of memory bytes, sort of like a string search.

There is also a disassembler built into the monitor, a nice thought but in reality a disappointment. The listing appears as hex digits — who can read them?

Both versions of the disassembler are very syntax-dependent which makes them rather difficult to use. There are numerous bugs inside, too, some of which make the system crash.

The documentation is poor. Overall, another couple of months of development would have produced far superior products.

EDTASM+

Radio Shack
\$49.95

Since EDTASM+ is in a ROMpak and nonvolatile it offers access to all of the available RAM in your system.

Of course, it supports cassette I/O only since it occupies the expansion port.

The Editor

The line-oriented editor saves text to tape with line numbers. That makes it incompatible with many other good editors, but it's easy to use.

Its line editing features are even more powerful than Extended Basic's. You can also delete a range of lines and copy or move a range of lines with single commands. The F command will find any strings of characters in any part of the file.

One great feature is the tabbing. The right arrow is used as a tab character to separate fields without wasting memory or worry about formatting the output into columns.

Lines are renumbered in a similar fashion to Basic's renumber function. Any range of lines may be printed on the screen or sent to a printer with or without line numbers.

Q returns you to Basic but also destroys the text file. You may reenter the editor at any time by EXEC 49152 but any program in Basic will be destroyed.

The Assembler

Inconveniently, the FCB and FDB pseudo-ops can't handle more than one expression each. With large amounts of numerical data to put in your source file, you will find yourself spending a lot of time typing, and using large amounts of memory. In addition to the FCB and FDB pseudo-ops, the assembler accepts END, EQU, FCC, ORG, RMB, SET and SETDP. ORG may be used more than once in the same program,

a capability usually found only in disk assemblers.

Assembler options are enabled by use of two-letter codes called "switches." They are separated by the slash character and specified at assembly time. Options include: wait on error, short screen listing, no object code in listing, no symbol table in list-

SUPER PRO KEYBOARD*



Great New Price!
Just \$64.95

More Super Pro keyboards have been sold than any other brand for good reason... It is the best looking, best feeling, keyboard available anywhere! The best buy for your money. Read what the reviewers have said.

Color Computer News, June '83

Mark Data Products is well known to us "longtimers"... Every bit as finished as if Tandy had done it... The Mark Data Super-Pro is your best buy... The one that is in my CoCo to stay...

Color Computer Magazine, June '83

The installation procedure is well detailed and quite simple... Has a professional feel, reacts well to the touch... has held up to some purposeful pounding...

Hot CoCo, August '83

Like putting leather upholstery in your Volkswagen... Very impressed with the appearance and performance... Could easily pass as original equipment... Installation is very simple...

Rainbow, April '83

A fine piece of hardware from Mark Data Products... It is super and it is professional too... If you are searching for a replacement keyboard, it is an excellent buy...

- Original layout—no unsupported keys.
- No special software required.
- Fast, simple installation—no soldering.
- Individually boxed with full instructions.
- Professional, low profile, finished appearance.
- U.S. made—highest quality, gold contacts.
- Smooth, responsive "Touch Typist" feel.
- Fits all 'D', 'E', and 'F' board models.

*Computers produced after approximately October 1982 require an additional plug adapter. Please add \$4.95.



Mark Data Products

24001 ALICIA PKWY., NO. 207 • MISSION VIEJO, CA 92691 • (714) 768-1551

All Orders: Please add \$2.00 shipping and handling in the continental U.S. All others, add air shipping and \$3.00 handling. California residents add 6% sales tax. Foreign orders please remit U.S. funds. Software authors—contact us for exciting program marketing details.

Circle No. 74 on Reader Service Card

ing, no listing at all, listing on the printer, absolute origin, in memory assembly, and manual origin.

The Zbug debugger is an excellent monitor, with a variety of display modes to choose from: symbolic, numeric, and mnemonic. Zbug allows calculations, including logical operators. From Zbug you can get a disassembled listing to your printer or screen, or save *any* memory contents on tape. If you want to use some of the Basic ROM routines in your programs that capability is nice. Documentation is good but lacking detail in some sections.

This is one of the better editor/assemblers you can buy. It's the first one I bought, and I still use it from time to time, even though I have a disk system.

Ed. note: A number of patch extensions are available that enable disk I/O with EDTASM+.

Disk EDTASM+ is reviewed on page 102.

SDS80C

Macro-80C

The Micro Works

The Micro Works has available two versions of its editor/assembler/monitor package; the original SDS80C and the beefy, son of SDS80C, Macro-80C.

SDS80C is a ROMpak and sells for \$89.95, while Macro-80C is a disk version and a good buy at \$99.95. The major difference between the two is that Macro-80C contains a full-blown macro assembler, two utilities and sample text files to experiment with. Macro-80C allows over 200 characters per line; SDS80C allows 32.

The Editor

All commands are single letter and the editor is fully screen-oriented, making it very easy to use. The cursor is moved anywhere in the text file using the arrow keys in combination with the Shift key. Whichever portion of the file the cursor is in automatically appears on the screen.

All keys have an auto-repeat function, a real timesaver and easy on the fingers to boot.

In the line insert mode the right arrow is used to tab from field to field (in SDS80C the space bar does the tabbing).

The delete mode allows deletion of either 32 characters or one line at a time using the right arrow and down arrow keys respectively.

Altering text is easy in the exchange mode, where characters can be inserted or deleted using the cursor controls or simply written over with new ones.

There are two forms of string searching in the disk version. The first finds any string pattern and allows use of a wild card character to leave "holes" in the pattern.

The second finds labels and is a major method of moving about in the file. (SDS80C doesn't support the label search and uses -F to initiate a backwards search; Macro-80C uses B for backward search.)

You may jump entire pages with the P (forward) and O (backward) commands. (SDS80C uses -P for paging backwards.)

Specified strings can be found and replaced, using wild card characters if desired. The A command is used to repeat the change.

Any size block of text may be moved or copied using the cursor controls.

The Jump command, (J), places the cursor at either the beginning or end of the file.

In any mode using Macro-80C, the Clear key may be pressed to print help messages on the screen and is most useful while learning the editor because it saves having to look things up again and again in the manual. (This feature is not available in SDS80C.)

SDS80C has commands for saving and reading from cassette; with Macro-80C you enter a disk file name as you leave the editor.

The Assembler

Both versions support all 6809 and 6800 instructions, local labels, conditional assembly, and pause/speed control of the listing. Both also allow listings to the screen or printer, and sorted symbol tables.

In SDS80C object code can be generated to tape, memory or both. There is also a single step assembly mode.

Other assembly time options on the Macro-80C are cross reference tables, long branch warning, zero byte error (for Basic programs), error halt, and output delay.

There are actually two assembler versions of Macro-80C on the disk; one each for output to the screen and to the printer. All the regular options are included in the printer version, plus 80-column format, carriage return suppression, paging or no paging, and form feed characters.

Both SDS80C and Macro-80C support all standard pseudo-ops. Both also support conditional assembly with pseudo-ops like IFEQ, IFNE, IFGT, IFGE, and ELSE. Macro-80C, though, boasts many more pseudo-ops. A few are: INCL, to include source files; FCCS, to form constant character in screen code; APOP and APSH, to manipulate a user stack at assembly time; and MACR, which begins a macro definition.

Macros may have their own or local labels, and up to 36 parameters may be passed.

Entire libraries of routines may be included during assembly time with the INCL pseudo-op.

Macros and included files may be nested virtually any depth as long as there is room on the local stack.

The disk version also has a few "extra instructions" which use undocumented 6809 op codes. Some of these are: CLRD, TSTD, NEGd, and RESET. RESET is interesting because it allows a software processor reset.

In both versions expressions may be written to virtually any complexity. Multiple expressions of any length are allowed in both string and numerical data statements.

Except for a few slight differences, the two packages' monitors are virtually the same. In SDS80C the monitor can be entered directly from the editor. If the assembler is used, control goes to the monitor after assembly to allow debugging. SDS80C also has a built-in calculator which allows the evaluation of hex numbers. The Macro-80C monitor has two calculator commands, one for hex to decimal conversion, another for decimal to hex conversion.

You can jump to subroutines with J and to stand alone programs with G. Memory and registers can be examined and changed.

Blocks of memory can be transferred with the T command.

In the disk version the I command allows a range of addresses to be filled with a specified byte.

Once in a display mode, the up and down arrow keys can be used to scroll throughout memory.

Upgrade Your Color Computer With A Key Tronic Keyboard.

Simple to install in your TRS-80 Color Computer*. A high-quality Replacement Keyboard from Key Tronic . . . the world's leading keyboard manufacturer for computer terminals.


FEATURES

- 15-20% higher data input rate compared to standard color computer keyboard.
- User programmable function key.
- Familiar typewriter layout.
- Complete legend description.
- High reliability—keys do not stick or jam.

Additional features include — high spring force on "clear" and "break" keys to prevent entry errors, full sculptured keytop array with low profile keytops, and locating "pips" on home row keys.

ORDERING INFO:

Suggested Retail Price: **\$89.95**, includes plug adapter, part #500c, for models produced after Oct. '82 (Rev F and later). To order Model **KB-500** call Toll Free: **1-800-262-6006** for the retailer closest to you (7am-3pm Pacific Time). Warranty information may be obtained free of charge by writing to the address below.




Radio Shack

TRS-80

COLOR
COMPUTER



*Radio Shack is a registered trademark of Tandy Corp.

 **key tronic**

THE RESPONSIVE KEYBOARD COMPANY Dept. E2 • P.O. Box 14687 • Spokane, Washington 99214 USA

RETAILERS: For the Distributor in your area, call Toll Free 1-800-262-6006 Dept. D (7am-3pm Pacific Time)

Circle No. 70 on Reader Service Card

Educational Programs for —
ATARI • VIC 20
TI 99/4A • TRS-80 CoCo
COMMODORE 64 • MC-10

only **\$9.00** per cassette

SAT Preparation,
 . Alphabet, Algebra, Physics
 and many others!

Now!

Programs on Disk (TI 99/4A & Com. 64)

Request **FREE** Catalog:

MOSES

Engineering

P.O. Box 11038

Huntsville, AL 35805

(205) 837-3356

Circle No. 83 on Reader Service Card

Sleuthing for Solutions?

PROBLEM: Disappointed with only a 32 x 16 screen and only upper case characters for your OS-9 operating system?

SOLUTION: O-Pak will give you a 52 x 24 HiRes screen with upper and lower case, character set editor, and utilities to copy from RS format to FLEX or OS-9 formats, all for only

\$34.95

FREE!


Subscribe to "SOFTNEWS" a new 48 page news letter. Write or call today!

PROBLEM: Less than thrilled with the editor/assembler included with your DOS?

SOLUTION: ED/ASM, a screen type editor and macro assembler will give you all you need for serious program writing for only **\$69.95**

PROBLEM: Need an easy to use and understand operating system that makes full use of the 64K in your Color Computer?

SOLUTION: FHL Color FLEX powerful, easy to use. More low cost software available for it than any other operating system for the Color Computer. Complete with Hi-Res for Only **\$69.95**



HELP! I am being held prisoner by equipment limitations! Send me....

FHL O PAK \$34.95 FHL ED/ASM \$69.95
 FHL FLEX \$69.95
 FHL's SOFTNEWS FREE!

Name _____

Address _____

Zip _____

INCLUDE \$3.50 SHIPPING AND HANDLING

HURRY!

FHL FRANK HOGG LABORATORY
 THE REGENCY TOWER • SUITE 215 • 770 JAMES ST. • SYRACUSE, NY 13203
 PHONE (315) 474-7856 • TELEX 646740

Circle No. 67 on Reader Service Card

Macro-80C also contains two utilities: FILELIST and XFER. FILELIST lists any text file to the screen while in Basic. XFER transfers files from one device to another.

Macro-80C has many example text files to help you get familiar with it. Documentation for both versions is thorough, and easy to read.

Macro-80C has a lot to offer beginners and veteran assembly-language programmers. I recommend it to anyone with a disk system. SDS80C also has much to offer and all the memory space and crash-proof advantages of a ROMpak.

Color Editor Color Assembler Color Scribe

Computerware

Computerware's editor and assembler are each sold separately on tape and disk. Prices for tape editor or assembler are \$24.95 each; disk versions sell for \$49.95.

The Editor

The tape and disk versions of the editor are quite similar.

The editor is current-line oriented and has a powerful set of commands for creating and editing text files. The up and down arrow keys are used to move the current line up or down in increments of one. Using the Shift key with the up and down arrow keys, you can move to the top or bottom of the file.

Commands are mostly of the one- or two-letter variety. The format is a beginning parameter followed by the command followed by ending parameters.

What makes the editor so powerful is its ability to accept parameters three basic ways: by line number, relative offsets, and strings. This lets you move about in your file whether you know specific line numbers or not.

The editor obeys all standard commands and others that are not so standard. Add, for instance, allows characters to be added onto the end of a line or lines. Macro sets up a predetermined command sequence which may be executed at any time using Shift-@. This is useful for rapid viewing of text screens. Repeat lets you repeat the last command by pressing the right arrow key.

Printed out copy is easy to get and formatted according to the fields set up by the Tab command. Files or portions of them can be written to tape at any time.

Color Scribe, the disk version of this editor, is even more powerful and has most of the capability of a full size quality word processor. In fact, it's sold as a word processor. Disk commands allow all or portions of text files to be printed. A DIR command gives you a printed listing of the directory.

The line editing features of Color Scribe are far superior to the tape version. Using the Clear key as a control key in combination with other keys, literally anything can be done with a line of text. You can insert and delete characters or words, append lines, break up lines, copy portions of lines, backspace characters or words, and redisplay lines, to mention a few. It's much more powerful than Extended Basic's line editor, which says a lot.

A Bell command fully controls an end of line signal.

The formatting portion of the editor gets text to the printer any way you want it. Two-letter commands are placed in the text during editing to allow page and line directives, centering and underlining, line length and indenting, headings and footings, and printer control codes. When you want a printed out copy of your work, you call on the formatter portion of the program, which prompts you for an output device and source of the text.

The Assembler

The assembler requires two passes of the source file, and in the tape version you must rewind after each pass.

At assembly time, options are displayed and you may choose any number of them. All options have a default value which may be changed by directives inside your file or overridden.

Some constants that can be changed to suit individual needs include audio control, top of memory, and printer parameters.

All 6809 and 6800 mnemonics are accepted.

The disk version of the assembler has even more features. It is a macro assembler, and a very versatile and useful one at that. Local labels are not supported but assembler-generated labels may be used to great advantage. RPT, a powerful pseudo-op, lets sections of code be repeated any number of times, saving much writing time and text file space.

Conditional assemblies are allowed using IF statements.

Library files may be included at assembly time using the LIBS command, and they may be nested to a depth of two. REG allows labels to be used during stacking operations.

Included in the disk version are two utilities: XREF and FIND. XREF creates a symbol table with line number references from a saved disk text file. Find prints out the beginning, ending and transfer addresses of any binary file.

The documentation is excellent. Both the tape and disk versions of Computerware's editor/assembler are good buys. Color Scribe is an exceptionally good buy since it is an editor and word processor in one.

Ed. note: Computerware also offers an Advanced Disk editor for \$29.95. This is the same editor as Color Scribe, but without the text-formatting commands.

**GEMINI
10X
PRINTER**

**WITH
BLUE
STREAK
INTERFACE**

**PLUS
SCREEN DUMP
SOFTWARE**

GEMINI 10X

PRINT SPEED—120 cps, Bidirectional
PRINT SIZE—10, 12, 17, 5, 6, 8.5 cpi
NUMBER OF COLUMNS—80, 96, 136, (40, 48, 68 in Double Wide)
CHARACTER MATRIX—9x9 Standard with True Descenders • 18x9 Emphasized • 18x18 Double Strike • 6x6 Block Graphics • 60x72 Low Resolution, Bit Image Graphics • 120x144 Hi Resolution, Bit Image Graphics • 240x144 Ultra Hi Resolution, Bit Image Graphics
PAPER HANDLING—Roll Paper • Cut Sheet • Tractor Fanfold • Copies: 3 Carbonless Sheets

**BLUE STREAK
SERIAL TO PARALLEL INTERFACE**

- RUN COCO I or II to PARALLEL PRINTER
- 300, 600, 1200, 2400, 4800, 9600 SWITCHABLE BAUD RATES
- AC POWER OPTIONAL — NOT NEEDED WITH GEMINI PRINTER
- COMPLETE WITH ALL CABLES AND CONNECTORS
- 180 DAY WARRANTY

COMPLETE SYSTEM

(10X, Blue Streak, Screen Dump Software)

ONLY 319⁹⁵ +\$10 Shipping and Insurance
15X System 439.95

Nothing more to buy!

DAYTON ASSOCIATES, INC.
OHIO CHARTER CORPORATION
DUN & BRADSTREET LISTED
7201 CLAIRCREST BLDG. B • DAYTON, OH 45424
(513) 236-1454
OHIO RESIDENTS ADD 6% SALES TAX
C.O.D. ADD \$2.00

**FREE LIMITED
TIME OFFER
OVER \$100 IN DISCOUNT COUPONS
ON SOFTWARE AND SUPPLIES
WITH PURCHASE OF COMPLETE SYSTEM**

Circle No. 163 on Reader Service Card

Color Computer/101

Product	Company	\$	Sys Req	Type	Use
MACRO-80C	The Microworks	99.95	16K, Drive 0	disk	easy
SDS80C	The Microworks	89.95	16K	cart	easy
COLOR EDITOR	Computerware	24.95	16K	cass	easy
COLOR ASSEMBLER	Computerware	24.95	16K	cass	easy
COLOR SCRIBE	Computerware	49.95	32K, Drive 0	disk	easy
6809 MACRO ASSEMBLER & XREF	Computerware	49.95	32K, Drive 0	disk	easy
EDTASM +	Radio Shack	49.95	16K	cart	easy
ULTRA 80C	Spectral Associates	52.95	32K, Drive 0	disk	fair
CCEAD	Eigen Systems	6.95	16K, Ext Basic	cass	fair
CORES9	Cercomp	29.95	16K	cass	hard
CORES-64 W/DEBUG	Cercomp	34.95	16K	cass	hard
CORES-64 W/DEBUG	Cercomp	49.95	16K, Drive 0	disk	hard

Comparisons

I preferred Radio Shack's ROMpak, EDTASM+ over The Micro Works SDS80C ROMpak mainly because of the fantastic monitor/calculator Zbug.

The best tape-based editor in my opinion is Computerware's.

The best tape-based assembler is a toss-up between Computerware and CerComp. I like the features that the Computerware assembler has to offer, but I don't like having to rewind the cassette tape two times to get an assembly. CerComp's assembler is harder to use, but its files are in memory, providing for quicker assemblies.

As for disk-based editors, Computerware's Color Scribe wins hands down. It has all of the features of a good editor and word processor rolled into one. I like the Macro-80C editor, too, simply because it is screen-oriented and so easy to use.

The Macro-80C Macro assembler by The Micro Works is without a doubt the most powerful disk-based assembler that money can buy for your Color Computer, although Computerware's Macro Assembler is a close second. ■

Disk EDTASM

Radio Shack
One Tandy Center
Fort Worth, TX 76102
16K, 32K preferred
\$59.95 disk

I hope my feelings about the cassette-based EDTASM+ (written by Microsoft) coincide with those of the reviewer of that piece of software; I think it is a darn good assembler, albeit with some shortcomings. The disk-based EDTASM corrects those shortcomings and results in an excellent disk-based assembler.

Much of Disk EDTASM is really EDTASM+. Let's recap the EDTASM+ commands included in Disk EDTASM:

- Editor: the editor in EDTASM+ is basically a line editor — you specify a range of lines that can be inserted, deleted, replaced, renumbered, listed on the screen or printer, copied, moved, or written to/read from disk. You can also process an individual line (or range) of lines for editing on a character basis, with a set of sub-

commands very similar to the commands in Extended Color Basic (you know, the "violent" commands: Hack, Kill, and so forth).

- Assembler: the assembler in EDTASM+ is adequate, but not all that powerful as far as the assembly options. You can generate a listing on the screen or line printer, list a symbol table, or wait on assembler errors. The real beauty of the assembler is that you can do "in memory" assembly, meaning that the source code created by the editor (and still in memory when the assembler is active), can be instantly assembled from memory, producing object code in memory. Ordinarily, this would be of dubious value, but read on...

- Debug (actually ZBUG in EDTASM+): having assembled, you can now go to the debug portion of EDTASM+ using a single command. Voilà! (Or Bleep!, if you're a hacker and not a cunning linguist), you're in debug. In debug, you can do the things you'd expect to in a debug program — examine memory, breakpoint locations, move blocks, and so forth. In addition (and here's why I love ED-


**Go for the
"MAX"™**

Panamax Surge Suppressors provide the fastest response time and highest energy dissipation available to assure you the maximum protection against over voltage "Spikes and glitches". Priced from \$59.00

See us at Seattle and Dallas C.S.E.

PANAMAX

Toll Free 1-800-472-5555
In California call 415-472-5547
150 Mitchell Boulevard, San Rafael, CA 94903
Please see us at Washington, D.C.
Houston, and Anaheim, C.S.E.



Circle No. 45 on Reader Service Card

**MR. GERBOIS
PRO-MAILER**

Professional Disk Mailing List Program

- Print Labels or Lists
- Sort By Zip or Alpha
- Code & Search Records
- 32K Handles 1000 Records



NEWLY RELEASED FOR COCO! GOES FAR BEYOND OTHER LIST PROGRAMS

MR. GERBOIS

571 W. Front ST.
Red Bank, N.J. 07701

Only **\$59.95**

Send Today \$5.

(Refund W/ Purchase) For Manual

Circle No. 147 on Reader Service Card

TASM+), the symbol table is available to ZBUG so you can reference locations symbolically by the names from the assembly listing! Not only that, but you can operate in a variety of modes to examine locations — symbolic disassembly mode (a disassembler included with the package!), ASCII mode, byte mode, and so forth.

If it sounds like I'm pro EDTASM+, I am. However, I wound up getting the MicroWorks Assembler simply because it operated with source and object files on disk. A disk version of EDTASM+ wasn't available at the time.

Enter Color Disk EDTASM. Before I saw the package I thought to myself, "I'll bet I know what they did at One Tandy — they took the basic EDTASM+ and added a few commands to save the source and object on disk and called it a new product!" Well, they did, but in addition to that look what they included:

- Macro Capability: the disk version has a macro capability, similar to the MicroWorks assembler. Macros are "in line" subroutines for source code — a way of generating source code automatically, tailored to different pa-

rameters, if the Macro Assembler is smart enough, and this one is.

- Conditional assembly pseudo ops let you conditionally assemble certain portions of code. These are not often used (they're typically used to generate different versions of the same program), but are nice to have.

- The ability to load source files from disk *and* tape. This is definitely preferable to disk alone, as it makes those files you used on cassette-based EDTASM+ usable.

- The ability to save and load blocks of memory to disk and tape. This is a handy feature for debugging.

- The ability to load a file from disk or tape with its appended symbol table. This means you can save a modified object code file during debugging and still maintain the symbol table for future debugging without reassembling.

- An include assembler pseudo-op to let you link source language files. This handy feature lets you assemble source files that won't fit into memory by breaking them up into separate modules.

- Some nice formatting features

for the assembler, including a Title and Page pseudo-op.

Documentation has also been improved over the EDTASM+ manual. The Disk EDTASM manual lists all commands clearly and is well-organized. In addition to the description of commands, there's a good section on ROM and DOS subroutines and a complete listing of the DOS portion of Disk EDTASM! Don't expect, however, to read the manual and get a tutorial on Color Computer assembly language. There are (ahem!) other books for that.

In short, the new disk-based version of EDTASM+ not only includes the well-thought-out features of the cassette-based package, but also fills in the gaps to make the disk-based version a powerful product. It's not that some other editor/assemblers, such as the MicroWorks products, aren't as good in the editing and assembler area — they are; but Radio Shack's Disk EDTASM combines everything with their super symbolic debugger in an integrated package. It's neat, and I'd recommend it, especially for the beginning- and intermediate-level user.

— William Barden, Jr.



FIRST COAST SYSTEMS

EZTFR

Easy file transfers
 .use with any modem
 .send any type of file:
 text, BASIC, binary
 .protect with **CRYPTON**

CRYPTON

File encryption system
 .protect any file
 .digraph cypher
 .hi-res lower case
 .send with **EZTFR**

For R.S. Disk systems: \$24.95 each; both on one disk for \$39.95

Be the first to solve CONTEST/TXT and **WIN \$200!**
 CONTEST/TXT FREE on every disk until 12/31/84

FIRST COAST SYSTEMS

P.O. BOX 5396, Jacksonville, Florida 32207

Circle No. 156 on Reader Service Card

★B-5 Software★

B-5 believes your Color Computer is a unique teaching tool. Our programs have been created by teaching professionals to give your children the help they need. B5 incorporates fun with basic learning skills.

EDUCATIONAL PROGRAMS

4★CLOCK
Grades 1-4
16K Cass. \$24.95; 32K Disk \$26.95

4★BORROW
Grades 2-4
16K Cass. \$19.95; 32K Disk \$21.95

4★MONEY
Grades 2-4
16K Cass. \$19.95; 16K Disk \$21.95

4★CARRY
Grades 2-4
16K Cass. \$19.95; 32K Disk \$21.95

4★MATHFACT
Grades 1-5
16K Cass. \$16.95; 32K Disk \$18.95

SKIP COUNTING
Grades 1-4
16K Cass. \$16.95; 32K Disk \$18.95

QUESTION
Grades 1-8
16K Cass. \$19.95; 32K Disk \$21.95

HANGWORD & SCRAMBLE
Grades 1-8
16K Cass. \$14.95; 32K Disk \$16.95

SPELLING
Grades 1-8
16K Cass. \$16.95; 32K Disk \$18.95

KEYBOARD
Grades 1-8
16K Cass. \$19.95; 32K Cass. \$24.95; 32K Disk \$26.95

ABC's
Grades K-1
16K Cass. \$9.95; 16K Disk \$11.95

All B-5 programs require Extended Basic.

BROCHURES UPON REQUEST
Ask your Dealer for a Demonstration today!

If unavailable locally, send check or money order to:

DATA TAPE LISTINGS

Data Tapes may be used with other B5 programs. They cannot be used alone.

Use With Keyboard Program
KEYBOARD PHONIC DRILL - letter, word and sentence finger drills using common vowel and consonant combinations. \$8.95

Use With Keyboard, Spelling or Hangword Programs
DOLCH WORDS - 273 words used most often in beginning readers. \$8.95

GRADE LEVEL SPELLING - over 300 words on each tape; each lesson follows a phonic rule. Available for grades 2, 3, 4, 5, and 6. \$8.95 per grade level.

SPACE WORDS - over 300 words to challenge and motivate the superior speller. Grades 4-8. \$8.95

ADULT WORDS - most often misspelled words. Highly challenging. \$8.95

Use With Questions Program
NOUNS AND VERBS - 4 lessons on nouns and 4 on verbs. Grades 3-5. \$8.95

READING COMPREHENSION - lessons build from simple to complex. Grades 2-4.

Main Idea \$10.95
Sequencing \$10.95
Fact & Opinion \$10.95
Cause & Effect \$10.95
Complete Series of 4 \$39.95

B5 Software

1024 Bainbridge Place
Columbus, Ohio 43228
(614) 276-2752

Free Shipping in U.S.A. & Canada
(Ohio residents add 5.5% Sales Tax)

Circle No. 4 on Reader Service Card

Sugar Software

For the Artist and the Intellectual

Turn your CoCo into a calligrapher's quill. Three separate print styles! Upper and lower case!

INOPQRSTU
defghijklmnopq;
wxyz.,!?:;"'0

The CoCo Calligrapher

32K ECB Tape - \$24.95
32K ECB Disk - \$29.95

Requires a Bit Mode Printer. Works with Epson, Okidata, Gemini 10X, R.S. Line Printer VII, DMP 100 or equivalent.

QRSTUVWXYZab
nopqrstuvwxyz

36 point (1/2 inch) letters are variably spaced — great for flyers, invitations, signs, etc. Input up to 17 lines of text at a time; save and retrieve data.

INOPQRSTU
Zabcdefghijklmnopqrstuvwxyz

Who was the only Eagle Scout to become President? Which President had the shortest term of office? Which President later became Chief Justice of the U.S. Supreme Court?

Find out with the great new educational game **The Presidents of the United States**.

The Presidents of the United States

16K, 32K Tape - \$24.95
32K Disk - \$29.95

- Grades 5 and up
- Study mode
- 2 separate games
- User-modifiable data
- 100% Machine Language
- Menu-oriented
- Up to 8 players

SUGAR SOFTWARE
2153 Leah Lane
Reynoldsburg, Ohio 43068
(614) 861-0565

Gift Certificates are available in any amount!

A complete catalog of other sweet Sugar Software products is available.

Add \$1.00 per tape for postage and handling. Ohioans add 5.5% sales tax. COD orders are welcome. CIS orders EMAIL to 70405.1374. Dealer inquiries invited.



Circle No. 61 on Reader Service Card

HARDWARE

Wordpak (Revision C)

PBJ Inc.
P.O. Box 813
N. Bergen, NJ 07047
\$139.95, Flex or OS-9
Patches \$19.95 each

PBJ has developed an 80-column display for the Color Computer. It's a hardware device called Wordpak, and it's astounding.

Wordpak is not a software-driven character generator — it's a video display generator. With it and a high-resolution monitor, you'll be able to type at your Color Computer for hours without eyestrain.

Wordpak's control codes let you sound tones, move the cursor, initiate x,y cursor positioning, clear the screen, home the cursor, switch between destructive and non-destructive cursor, erase from cursor to end of line or screen, reverse the character image and change the number of characters per line. Generally, you can perform these functions with Print CHR\$ commands in a Basic program, or in immediate mode.

Although you can change the number of characters displayed on a line, the character size does not change. Wordpak simply wraps the line at the designated point, and maps the screen accordingly. You can set the line length to any of these values: 80, 72, 64, 51, 42, 40, 36 or 32. You can run Color Computer Basic programs that use Print@ statements if you set the line length at 32.

Wordpak includes two built-in keyboard functions: automatic key repeat and clear/control. The auto repeat feature works for all keys except the Clear key. When a key is held down, it repeats after two or three seconds. Clear/control toggles the clear key between its normal clear function and that of a control key.

Wordpak is housed in a case similar to that which holds the Radio Shack disk controller. It plugs into the expansion port or an expansion bus. If you have a disk system, you can plug both Wordpak and the disk controller in via an expansion bus or Y-cable connector. Wordpak is totally compatible with a disk system.

Normal video output must be rerouted to go to your monitor (the monitor plugs into Wordpak via a standard cable with RCA-type jacks). To perform this rerouting, you just run a machine-language video driver (written and copyrighted by Cer-Comp) which allows you to set parameters and invoke the Wordpak display. Once the screen is invoked, your normal screen is disabled. Disconnect your normal cable and plug the Wordpak cable into your monitor. Then you will see a light (green, white or amber, depending on your monitor) display on a dark background. Wordpak is up and running. Once it is invoked, you cannot reverse the process without powering down and turning the power back on again.

Wordpak works with most Basic programs, but it doesn't support high-resolution graphics. Run your graphics programs in the normal screen mode, or on your television.

I found that switching cables between my monitor and TV was a nuisance, so I purchased a small switchbox that takes two RCA-type inputs and has one output. A switch selects the appropriate input to be routed to the monitor. That enables me to switch back and forth between using Wordpak and normal screen. Another alternative is to leave your television connected as normal, and connect your high-resolution monitor to Wordpak.

Documentation for Wordpak is adequate, but it could be improved. It is replete with grammatical and spelling errors, but has fairly good explanations on how Wordpak works. If you are an electronic hobbyist, you'll find a lot of information about the design and operation of Wordpak. Schematics of the board are also included.

Other DOSes

If you use OS-9 or Flex, the problems Wordpak has under Disk Basic are solved, except for the graphics problem. The OS-9 and Flex versions are easy to invoke and totally compatible with any non-graphics software you wish to run. An added advantage is the memory savings. In the OS-9 version, for example, 2.5K is saved over the standard operating system and approximately 12.5K is saved over using a software screen display generator, such as O-Pak.

To use Wordpak with OS-9 or Flex, you must purchase the FHL Flex driver

**AUTOSTART
& PROTECT
YOUR PROGRAMS
with
HIDE-A-BASIC 1.1**

AT LAST! A program that combines Autostart with Complete protection of your Basic programs.

Important Features:

- Autostarts your program.
- Disables Break-key, Clear key, Reset button, LIST, LLIST, EDIT, DEL, TRON, TROFF, CSAVE(M), CLOAD(M), POKE, PEEK, EXEC & USR. CREATES AN 'ONERR GOTO' ROUTINE.
- Your programs load with CLOADM. **There is no way anyone can 'GET INTO' your program.**

BUY NOW! For 16K ECB Cassette System. Tape Only \$24.95

**POKES, PEEKS,
'n EXECS**

HERE is the exhaustive file YOU HAVE BEEN WAITING FOR! CONTAINS OVER 150 Pokes, Peeks & Execs with full explanation for use of each command. Disables for Break-key, Reset, LIST, LLIST, DIR, etc. Commands for Cassette, Disk & Printer and MUCH MORE. Bonus: Tape-to-Disk Copy Program. Only \$8.00.

ALPHA-DIR

Alphabetize your **DISK DIRECTORY**. Keeps all your disks in order. Allows easy access to programs. Req. 16K ECB & Disk Drive. Tape \$9.95 Disk \$14.95

TO ORDER: VISA, MC, Check, MO, COD (\$2.50). Please add \$2.00 ship. & handling. NYS Res. please add Sales Tax. Immediate Shipment.



MICROCOM SOFTWARE
P.O. BOX 214
FAIRPORT, N.Y. 14450
(716) 425-1824
(9 AM-9PM Mon-Sat)



Dealer Inquiries Welcome

NOW AT LAST!

A check writing program for your color computer at an affordable price . . . save time and effort each month . . . all you do is sign the check . . . place in a "windowed" envelope . . . stamp and mail . . . it's easy.

Features:

- Menu driven
- Complete screen prompts
- Print checks from data statements
- Print checks from tape or disk input
- Print checks from keyboard input
- List checks on the screen before printing
- List checks on the screen after printing . . . with check totals
- Make check corrections
- Printed statements for records
- Special typing fonts

16K and Printer Required

Cassette Tape: \$25.00 including postage & handling (make your own disk version)

APPLE VALLEY SOFTWARE CO.

P.O. Box 24274
Apple Valley, MN 55124

Minnesota residents add 6% sales tax.

Circle No. 105 on Reader Service Card



HARDWARE

ATTENTION COLOR COMPUTER USERS

D.I./D.O. CARD \$59.95
(DIGITAL INPUT / DIGITAL OUTPUT)

Applications: Process Control,
Security Systems
and Robotics.

Controls external relays, circuits, etc. Plugs into CoCo Cartridge Connector. Provides 8 D.O. points capable of sinking 1.5A. Features an L.E.D. on each D.O. point to indicate ON/OFF state, fully decoded address and heavy duty drivers. A second port is programmable for 8 D.I. or 8 D.O. Allow 1 to 3 weeks delivery. Include \$3.00 for postage and handling. Send check or money order or write for more information to:

ITI
P.O. Box 235
Levittown, PA 19059

EASY TO USE - 30 DAY WARRANTY

Circle No. 150 on Reader Service Card

UTILITIES & HARDWARE

or the Color Computer OS-9 driver. Following step-by-step instructions, you can create a new boot disk that will automatically boot OS-9 or Flex with Wordpak.

Since I am a heavy user of OS-9, the memory savings was attractive to me. I boot OS-9 with my Wordpak driver and have now designed most of my software to run using 80 columns. Additionally, there is a wealth of software available for Flex and OS-9 that requires 80 columns and would not normally run on the Color Computer without modification. Check with PBJ if you are contemplating buying specific software. They'll let you know of any compatibility problems.

Wordpak provides a truly professional display, versatility and, sometimes, substantial memory savings. It is a quality piece of hardware, one serious Color Computer users would do well to consider. If you use OS-9 or Flex, put Wordpak on your Goodies To Purchase list.

— Norman Garrett

Editor's Note: Since this review was written, Wordpak has been enhanced.

Wordpak now supports full-screen editing in Basic. The user can now simply move the cursor anywhere on the screen and either insert, delete, or over-type characters.

The Clear key has been reprogrammed as the Control key, and only three display sizes are now supported — 80, 64, and 32 characters per line.

Wordpak is also compatible with Data Comp's version of Flex and Wayne Technology's CP/M board.

Gemini 10X Dot-Matrix Printer

Star Micronics, Inc.
Pan Am Building, Suite 2308
200 Park Ave.
New York, NY 10166
\$399

The Gemini 10X is Star Micronics' update of their popular Gemini 10 dot-matrix printer.

Both models are similar to most inexpensive dot-matrix printers now on the market. They handle 8½-inch wide (9½-inch with tractor holes) paper. However, the Gemini 10X comes with the tractor and platen feeds — they are not add-ons. The 10X is adjustable for multi-page forms.

In addition to the standard ASCII character sets, elongated, compressed, elite, and italics type capability, the 10X includes international character sets (American, English, German, Danish, French, Swedish, Italian and Spanish).

The Gemini 10X has one impressive capability — it lets you create your own character set. This means you can represent any or all of the standard alphanumeric characters, produce your own version of any or all of the other characters (\$ # % ? [), and use block graphics.

The 10X runs at 120 characters per second in the 10-character/inch mode. It has a self-test, and can print a continuous underline. The printer can backspace, and has programmable vertical and horizontal tabs. Other features? Seven- or 8-bit selectable interface, bit-image column scan, auto perforation skip, downloadable characters, and macro capabilities.

The Gemini printers all have parallel interfaces. Star offers an optional serial-to-parallel converter board that plugs into the printer and offers a serial plug. The serial I/O option is available with a 4K buffer. This, with the optional 8K buffer, offers you up to 12K bytes of buffer for nice spooling.

The 10-X will operate at any speed from 110 to 9600 baud. It is bidirectional in print mode (either text or graphics), except for certain optional print modes such as double-strike. However, the unidirectional capability is programmable if you desire it.

The nationwide chain of service centers put my mind at ease about technical help and replacement parts. I had a problem with the 10X's printhead — the service center sent me a new head in five days. Not bad.

The 10X comes with a manual that's 282 pages long. (If you get the short 71-page manual in the shipping box, you'll receive the larger manual when you send in your warranty card.)

This is some manual. It's amply illustrated with line drawings, and goes into great detail from unpacking the printer to creating character sets, software programming of the print modes, graphics, and operator maintenance.

Basic programs are included to demonstrate text printing and graphics creation.

They also demonstrate how to create your own characters and how to load them. You'll be referring to the manual

often if you do a lot of odd print modes and graphics.

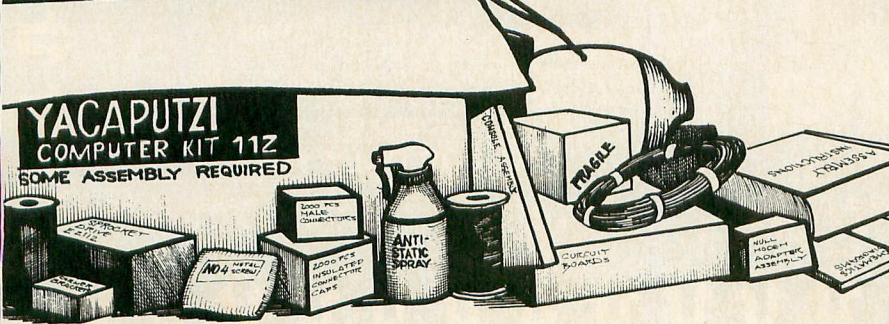
One problem — you'll have to write your own graphics screen dump program. I got one that works great from Custom Software Engineering, Inc., 807 Minuteman Causeway, Cocoa Beach, FL 32931.

The Gemini 10X uses a standard Underwood typewriter spool ribbon. Although the manual recommends some Japanese ribbon that my local office supplier never heard of, it will use any 1/2-inch nylon #40 ribbon on a 4- or 6-hole spool (13 x 50 mm). Those ribbons cost about \$2.95 each. That's a lot cheaper than the specialty ribbons required by other printers.

Reliability? Star claims the printer is good for 50 million operations, and the printhead for 100 million operations. You can replace the printhead in five minutes. My 10X is still pounding away after a year of letters and papers and graphics.


Of course, line spacing is fully adjustable from 1/144 inch to 1 inch programmable steps. With the use of both emphasized print mode and the double-strike mode, you'll get print that is difficult to separate from daisy-wheel print. Try that with most other dot-matrix printers.

— Joseph A. Ryan



DMP-120 Printer

Radio Shack
One Tandy Center
Fort Worth, TX 76102
\$499.95



Radio Shack has filled the gap between the DMP-100 and the DMP-200 with the DMP-120 printer.

Like all Radio Shack dot-matrix printers, the DMP-120 has two modes of operation: It can function in normal mode (printing text), or it can function in graphics mode (printing graphics only).

It is designed to handle either fanfold 9 1/2 by 11 paper (pin-fed), or single sheet 8 1/2 by 11-inch paper. It can also handle any form with dimensions of at least 4 but smaller than 9 1/2 inches (mailing labels, special forms). With the roll holder attached, it can also handle roll paper, an inexpensive way to print drafts and program listings.

It is a bi-directional printer with a logic-seeking head. That means it prints in both directions, giving it considerably more speed than the DMP-100 (the DMP-100 is rated at 50 cps, while the DMP-120 is rated at 120 cps). The logic-seeking head allows the printer to seek its print position most efficiently.

The printer will also handle three sizes of linefeeds (full feed, 3/4 forward feed and half-forward feed). This feature can come in handy when trying to use subscripts or superscripts (superscripts take some real planning, but they can be done).

MICRO SOURCE

BOX 67
10601 SABO RD.
HOUSTON, TX 77089

HARDWARE

- RS232 SWITCH
ALLOWS MORE THAN ONE I/O PORT FROM YOUR CO—CO
E.G. SWITCH 2 PRINTERS OR A PRINTER & A MODEM
WITHOUT SWAPPING CABLES
- 2 WAY \$24.95
- 3 WAY \$34.95
- CASSETTE CONTROLLER \$19.95
LETS YOU FIND THE START OF A PROGRAM ON TAPE
WITHOUT PULLING CABLES.

SOFTWARE

- GRAPHICS GENERATOR \$6.95
ALLOWS YOU TO DRAW ON THE SCREEN WITH SIMPLE
KEY INPUT AND CREATES DRAW STATEMENTS TO INSERT
INTO YOUR OWN PROGRAMS.
 - PERSONAL FINANCE \$12.95
EXPENSE TRACKING — CHECKBOOK BALANCING — & MORE
 - BASIC PLUS. (EXT 16K-32K) \$19.95
SINGLE KEY MOTOR/AUDIO/RUN COMMANDS PLUS ALL
FEATURES OF BUG TRAP & LISTA (SEE BELOW)
 - BUG TRAP (EXT 16K-32K) \$9.95
CATCHES BASIC BUGS (SYNTAX ERRORS) PUTS YOU IN
EDIT MODE AT POINT OF ERROR.
 - LISTA (EXT 16K-32K) \$8.95
ALLOWS LISTING OF 1 TO 5 LINES USING ONE KEY INPUT
 - ROM-TO-RAM (64K) \$14.95
COPIES ROM PROGRAMS INTO RAM
 - RAM TEST (16K-64K) \$6.95
IDENTIFIES ALL BAD MEMORY LOCATIONS
- ADD \$2.00 SHIPPING AND HANDLING PER ORDER
TX RESIDENTS ADD 5% SALES TAX ON HARDWARE
SEND CHECK OR M.O.
DON'T DELAY
ORDER TODAY
SATISFACTION GUARANTEED

Circle No. 210 on Reader Service Card

DETECTIVE

THE POPULAR DETECTIVE GAME
NEVER GROWS OLD! HAS A NEW
CRIME-NEW SUSPECTS-NEW
SCENE-NEW WEAPON-NEW CLUES
EACH TIME IT IS PLAYED!
16K EXT. TAPE \$21.95

GURU

AMERICA'S FAVORITE PARTY
GAME WITH A FEW TWISTS.
16K 1 TO 4 PLAYERS
32K 1 TO 8 PLAYERS
16K EXT. TAPE \$19.95
32K TAPE \$24.95

**COCO'S POPULAR ARTIFICIAL
INTELLIGENCE EXPERIENCE
YOUR OWN PERSONAL GURU!**
16K EXT. TAPE \$21.95

DIETITIAN

CONVERTS FOOD INTO
CALORIES—KEEPS TRACK OF
YOUR CALORIE INTAKE, BY
THE MEAL, THE DAY, THE
WEEK, ETC.
16K EXT. TAPE \$21.95

DIETITIAN II
AS ABOVE WITH OPTIONAL PRINTER ROUTINE AND
FAST FOODS BY BRAND NAMES. 32K TAPE \$29.95

VISA SHIPPING PAID MasterCard

NORTHGLENN SOFTWARE COMPANY

BOX 63119
NORTHGLENN, CO. 80233
(303) 451-0647

Circle No. 44 on Reader Service Card

UTILITIES & HARDWARE

In the text mode, the DMP-120 will give you four options of type sizes and styles. There are two basic type sizes (10 characters per inch (cpi) and 16.7 cpi). In addition, an elongated form of each of those sizes is exactly twice the normal size (5 and 8.35 cpi respectively).

The DMP-120 does not have variable spacing, so all characters have the same space value. Block graphic printing can also be done from the text mode. This will not produce graphics identical to those on the screen because these blocks are set up with a different matrix.

The DMP-120 has four DIP switches on the back panel of the printer cabinet. Unfortunately, they are not in a very convenient location — directly underneath the paper being fed into the printer. For the Color Computer, the only switch you would likely use very often is the baud setting for serial input, where you have the option of 600 or 1200.

The printer also has a parallel port. To use the speed of the printer you

would probably want to obtain a serial-to-parallel converter and run in the parallel mode (I run print at 9600 baud for best throughput).

In fact, if you want to get fancy, you can set your printer up as I have: The RS-232 output goes to a three-way RS-232 switcher. One output from

**“Radio Shack
has filled the gap
between the DMP-100
and the DMP-200
with the
DMP-120 printer.”**

there goes to my modem, one goes to the DMP-120 serial port (it is needed for printing in the graphics mode) and the other goes to the DMP-120's parallel port via a serial-to-parallel interface. With that configuration, the only time I need to change the DIP switches is when I wish to switch from parallel input to serial for graphics printing.

The DMP-120 has a number of special features, including full underline capability and true descenders on the lowercase characters. The underlining (and most other features) are invoked by sending a CHR\$(X) command with a special ASCII code. The underline is turned off in the same way, using another code. That makes it possible to underline white space as well as characters. The line is printed at the same time the character is printed (that is because the 9 x 8 matrix is enough to allow for the underline in addition to the character with the descender).

It is even possible to combine text and graphics on the same print line. This is because the line does not change as the printer switches in and out of graphics mode.

DMP-100 graphics screen print programs will not work on the DMP-120. Be forewarned.

The cabinet that houses the DMP-120 is heavy-duty and very attractive. It comes with a roll-paper holder and feeder guide for the fanfold type paper.



MIM

THE MAGIC IMAGINATION MACHINE



FEATURES:

- 7168 BYTES OF RAM
- 8 INPUT A/D CONVERTER
- 2 D/A CONVERTERS
- SOUND MIXERS
- EPROM PROGRAMMER
- FUNCTION GENERATOR
- 4 PARALLEL AND 1 SERIAL I/O
- DISK COMPATIBLE
- FULLY BUFFERED
- POWER SUPPLY

DOCUMENTATION:

- SCHEMATIC; FUNDAMENTALS TO:
 - STORE DATA AND CHANGE BANKS.
 - CONVERT VOLTAGES TO NUMBER
 - STORE AND PLAY BACK VOICE OR USE COMPUTER AS X/Y PLOTTER OR MAKE VOICE PRINTS.
 - USE D/A CONVERTERS TO PRODUCE VOLTAGE PATTERNS AND SOUND OR MODULATE FUNCTION GENERATOR.
 - DRIVE PARALLEL AND SERIAL PRINTERS.
 - CONTROL FUNCTION GENERATOR.
 - USE EPROM PROGRAMMER MCM68766 MCM68764 MCM68732 MCM2532 2764 2732 2716 2716'S FIT MIM'S 2K SOCKETS

!!ALL FOR ONLY \$445!!

GROTO
P.O. Box 9088
Odessa, Texas 79767

CALL JR. SYSTEMS/GROTO
(915) 333-1027 (4-6 WKS.)
Cash, Check, M.O., Visa/Mastercard
\$7.00 P & H, Texas Residents Include 5% Sales Tax

MANUAL \$20 (CREDIT ON PURCHASE)
TV, COMPUTER, DISK SYSTEM, MIKE, JOYSTICK NOT INCLUDED



IS YOUR COLOR FADING AWAY?

ADD MORE COLOR TO YOUR COLOR COMPUTER WITH



Have you been looking for the magazine to make your Color Computer more colorful... versatile and fun?! It's here... in full color... with bright new ideas, programs and games—The COLOR COMPUTER Magazine, the magazine for TRS-80 Color Computer users and owners! Every issue of The COLOR COMPUTER Magazine brings you a new "users manual" and program guide each month! You'll get:

- Programs for home and business... adults and kids!
- Software and Hardware reviews on the best (and least expensive) ways to upgrade your system!
- Games of skill, chance and luck!
- Sound and music synthesizing tips!

- How-to articles for the "Do-It-Yourselfer"!

You'll also find current listings of new products, directories and compatible peripherals for your Color Computer!

ADD "LIVING COLOR" TO YOUR HOME COMPUTER AND SAVE UP TO 41% WITH The COLOR COMPUTER Magazine!

YES!



I want to make my Color Computer more versatile! Please enter my subscription to **The COLOR COMPUTER Magazine** for:

- One year for \$17.97. I SAVE 28%!
- Two years for \$31.97. I SAVE 36%!
- Three years for \$43.97. I SAVE 41%!

Savings based on full one-year (12-issue) subscription price of \$24.97.

Mr./Mrs./Ms. _____ please print name in full TR4S/27

Company _____

Address _____

City _____ State _____ Zip _____

Check one: Payment enclosed Bill me later

Charge my: American Express Visa MasterCard

Card No. _____ Exp. Date _____

Please allow 30 to 60 days for delivery of first issue.
Add \$12 per year for Canada and all other foreign countries.

THE COLOR COMPUTER MAGAZINE—P.O. Box 2597—Boulder, CO 80322

Documentation for this printer is adequate, but not geared for the Color Computer. Sample program statements are all aimed at other Radio Shack computers, as LPRINT statements are normally used. There is a reference to the fact that Color Computer owners should change LPRINT statements to PRINT#-2 statements, but that reference is easy to miss.

Also contained in the documentation is complete information on how to access the alternate (European-style) character sets.

In the six months I have had my printer, I have put it through the paces with some fairly heavy printing tasks. It has been totally reliable and has required no maintenance. The first ribbon lasted for 5 months although I used the printer almost daily for 1 - 2 hours of printing.


I enjoy the DMP-120, have found it adequate for my printing needs and consider it a fine alternative to the pricey DMP-200 and the lower-powered DMP-100.

— Norman Garrett

The Light Pen

Colorware
78-83 Jamaica Avenue
Woodhaven, NY 11421
(800)524-3131

16K
\$19.95



"If I buy a light pen, what will I do with it?" I wondered. After I used one and its accompanying programs, I had an answer: get the young ones using

the computer, help the handicapped, and experiment!

The Light Pen can instruct and entertain children too young to know the alphabet (much less know how to type). Potential applications I see include helping computerphobes become computerphiles, and opening the door to the world of computing for the handicapped.

The Light Pen is a small tube on a cord that plugs into your right joystick port. The tip of the pen holds a small photoelectric (light sensitive) cell that reads differences in light intensity. Different colors give off varying amounts of light, hence different joystick readings, and the program takes whatever action is dictated by the reading.

The pen is attached to a three-foot cord with a standard joystick plug on the end, and is contained in a plastic housing (old housings were aluminum, which created problems). A soft rubber hollow plug in the end helps avoid scratching or marking the screen.

Normal room lighting has little effect

Talk is Cheap!

your Color Computer can talk for only

\$29.95

SPEAK UP!™ is a machine language, voice synthesizer program for the TRS-80 Color Computer.* It is 100% software—nothing else to buy. Best of all, **YOU** can make BASIC programs talk!

- 16K, 32K, 64K all on one cassette
- Text-to-speech makes it easy to use
- **SPEAK UP!** will say anything
- Reviewed in April '83 Issue of *Rainbow*
- Reviewed in Oct. '83 *Color Computer*
- COD, VISA, MC, checks—no delay


ORDER NOW 800-334-0854 EXT. 890



Classical Computing, Inc.
P.O. Box 3318
Chapel Hill, NC 27515

*TM by Tandy Corp.

Circle No. 6 on Reader Service Card



THE RING ADVENTURE

Ancient Evil threatens your homeland. For the long dormant Magna-Kan—last of the evil high Clerics—drawing incalculable power from an old Elven ring, has animated an almost indestructible army of skeletons. Only you can stop the ancient Cleric by undertaking the perilous quest to find and carry the ring to the mysterious ledge of fire, there to be permanently destroyed.

\$19.95 tape—Note: this is a text adventure

CORPORATION

If you've ever wanted to run a large corporation, this is your chance. You start with a small bank account and no other assets, but by making smart investments, and sending out spies, you can become a very powerful person. Secretly learn, from your spies, how other players are investing, then you can flood the market with that investment and financially ruin your opponents. But watch out, you must continually check for spies in your organization or YOU may be ruined. With 3 or more players you can secretly send messages to others in order to pool your resources and bankrupt another player. Every game turns out differently. You won't want to miss this one! For 2 to 5 players.

\$21.95 tape

Personal Cheques and Money Orders welcome. Include \$2.50 shipping per order. All prices in Canadian dollars. B.C. residents add 7% sales tax. All orders shipped within 48 hours. Quantity discounts to dealers. U.S. orders very welcome.

Send order to: **COLORTECH SOFTWARE**
2016 East 13th Avenue
Vancouver, B.C.
Canada V5N 2C4

Programs require 16K extended BASIC

Circle No. 153 on Reader Service Card

on the pen's operation. If this lighting reflects off the screen it will change readings by two or three values, but that's well within acceptable tolerances. The pen is capable of reading a nearby bright light and will trigger a program selection. A too-dirty screen will cause it to misread light.

Colorware includes a six-program cassette with the pen. Four programs

"I got readings a bit lower than those recommended."

are games, one is used to adjust the brightness and contrast on your screen, and one is a drawing program. Each is selected from a menu with the pen.


The *TV Adjust* program is listed fifth on the menu but is the one you should use first. You need to adjust your screen's brightness and contrast settings for the pen to work properly. The program is self prompting, and the adjustments are easy. On my old set, with both brightness and contrast set as high as they go, I got readings quite a bit lower than those recommended, but still, all the programs worked.

Hangman introduces nothing new to the original Hangman concept. It asks you to guess the hidden word, and each wrong guess adds a body part below the hangman's noose. You select a letter by holding the pen on the blue square under it. A correct guess displays the letter wherever it fits into the word. Sound accompanies each choice. Wrong guesses are not recorded on the screen, so keeping track of them is your responsibility. There is no escape feature; you must either see the game through or hit the Break key.

In *Concentration*, you play a kind of alphabet match game. A touch of the pen to a square on the grid temporarily reveals a letter. If you can remember where various letters are so you can match them up once you find the same letter somewhere else, you're winning. A match leaves both letters exposed.

Quiz is a multiple choice test on state capitols. Choices are made, you guessed it, by holding the pen on the

Daddy, where do microcomputers come from?



Two informative books to teach your child about the family computer

Growing up in the computer world will be easier if your child understands computers. And there's no better place to start than with the computer that's in your home—and with the help of these two delightful books.

Katie and the Computer and *Computer Parade* read like children's story books. Yet each one actually teaches the basics of computer operation.

Katie and the Computer traces the fantastic journey that takes place after Katie falls into her family's new computer. Once inside the computer, Katie finds herself in the imaginary land of Cybernia where she meets Colonel Byte. The Colonel guides her on a fulfilled journey that parallels the path of a computer com-

mand. Supplementary information helps children relate the story to the actual computer.

Computer Parade is the second book in the *Katie and the Computer* series. This time Katie and her brother arrive in Cybernia just in time for a computer parade—and to learn how computer music is made. All along their fanciful journey, the threesome encounters friendly and ferocious dragons, computer bits, eeks and aaks. And of course they're always on the lookout for program bugs.

Any youngster age 4-10 will delight in these books. They're easy to read and richly illustrated in full color.

Help your child grow up computer literate by ordering your copies now.

MAIL TODAY TO:

CREATIVE COMPUTING PRESS

Dept. NFSB, 39 East Hanover Avenue, Morris Plains, NJ 07950

Please send me _____ copies of *Katie and the Computer* at \$8.95 each and *Computer Parade* at \$9.95 each, plus \$2.00 shipping & handling per book. Total Amount \$ _____

- Payment Enclosed. (CA, NJ and NY State residents please add applicable sales tax.)
 Charge my: American Express MasterCard Visa

Card # _____ Exp. _____

Signature _____

NAME _____ (please print)

ADDRESS _____

CITY _____

STATE _____ ZIP _____

*Outside U.S., add \$3 for shipping and handling.

- Check here to receive a FREE catalog of computing books, magazines and guides.
 Also available in your local bookstore or computer store.

**For Faster Service,
 PHONE TOLL FREE: 800-631-8112**

(In NJ only: 201-540-0445)

How to use computers to teach math!

COMPUTERS IN MATHEMATICS:

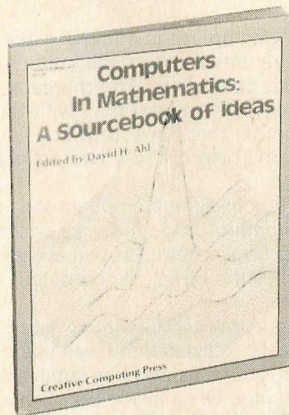
A SOURCE BOOK OF IDEAS

Now that more and more math departments have access to a micro-computer, the problem becomes: How to use the computer effectively as a teaching aid?

Here's where COMPUTERS IN MATHEMATICS can help you. This book of reprints from *Creative Computing* magazine is a goldmine of learning ideas, problem-solving strategies, programming hints, puzzles, brain teasers, and much more!

COMPUTERS IN MATHEMATICS covers nine subject areas:

- Computer literacy and computers in society.
- Thinking strategies and how to solve problems.
- Computer simulations and how to write them.
- Probability.
- Mathematical miscellany, from circular functions to differential equations.
- Art and graphics and their relation to mathematics.
- Computer Assisted Instruction (CAI).
- Programming style.
- Puzzles, problems and programming ideas.



8½" x 11", softcover, hundreds of black-and-white diagrams and illustrations.

In all, COMPUTERS IN MATHEMATICS contains 77 fascinating articles, over 200 problems for assignment, and nearly 100 programs. Edited and with a preface by David H. Ahl, Editor-in-Chief of *Creative Computing*, this immensely practical volume is an invaluable classroom tool for teachers and students of all grades.

USE THE COUPON TO ORDER YOUR COPY TODAY!

CREATIVE COMPUTING PRESS Dept. NF4B, 39 East Hanover Avenue
Morris Plains, New Jersey 07950

Please send me _____ copies of COMPUTERS IN MATHEMATICS:
A Sourcebook of Ideas, at \$15.95, plus \$2.00 postage & handling,* each. #12D

CHECK ONE: Payment enclosed \$_____ (CA, NJ and NY STATE residents add applicable sales tax.)

Charge my: American Express MasterCard Visa

Card No. _____ Expire Date _____

Signature _____

Mr./Mrs./Ms. _____
(please print full name)

Address _____ Apt. _____

City _____ State _____ Zip _____

*Outside USA add \$3.00 per order. Also available at your local bookstore or computer store.

For faster service, call TOLL FREE 800-631-8112. (In NJ call 201-540-0445.)

appropriate square. State and capital names are in data statements, so you can reprogram and make up your own quizzes.

Draw needs a lot of help to be anything more than a curiosity. The object is to turn on low-resolution graphics blocks to create a picture. The program scans vertically with a white bar. When the pen registers a change, a white

“If I buy a light pen,
what will I do
with it?”

square scans horizontally until the pen registers a value change again. That square is then lit momentarily, along with the rest of the drawing. In a few seconds the entire screen reverts to blue, and the program resumes scanning. You can check your progress by pressing any key, and resume drawing with another key press.

Bug Chase isn't the same as catching fireflies on a hot summer evening, but requires as much coordination. It has four levels: slow, medium, fast and one for "speed freaks." A block of light flashes on the screen in a random location. You get 25 tries at each level to make a "capture" by touching the pen to it. At the slow level you have somewhere around 1¼ second.


At the fast level you get about ¾ of a second. I couldn't click the stop watch fast enough to determine the time at the "speed freak" level. I'm a bit concerned about the tendency to stab the screen with the pen in the excitement of making a capture. Someone who gets over-exuberant might damage either the screen or the pen.

The documentation contains a sample program to create a menu using the pen. It's not mentioned, but a knowledge of Basic is required to use this information. (The instructions don't cover any information on how to write programs with any colors other than white and blue, but do hint that light intensity is converted to digital values which can range from zero to 63.) But the documentation is adequate if you're simply going to use the pen and programs Colorware provides. After that, you're on your own.


— Gary W. Clemens

From Computer Plus to YOU...


PLUS after PLUS after PLUS



Model 100 8K \$495
Model 100 24K \$625




Color Computer II
w/16K Ext. Basic \$165
w/64K Ext. Basic \$210




Model 4 16K \$679
Model 4 64K
2 Disk & RS232 \$1215



DMP120 \$385
DMP200 \$520



Color Computer Disk Drive
Drive 0 \$289 Drive 1 \$220



DWP210 \$610

BIG SAVINGS ON A FULL COMPLEMENT OF RADIO SHACK COMPUTER PRODUCTS

COMPUTERS

Model 4 Portable	
64K w/2 Drives	1149
Model 2000 2Dr	2299
Model 12 1 Drive	2360
Model 16B 1Dr 256K	3965

MODEMS

Hayes Smartmodem II	225
AC-3	125
DC Modem I	89
DC Modem II	160

PRINTERS

Silver Reed EXP400 D.W. Par.	309
Silver Reed EXP550 D.W. Ser.	525
CGP115	159
CGP220 Ink Jet	545
DMP110	305
Toshiba 1340 (24 wire head)	779
Gemini 10X	289
Gemini Powertype	345
Panasonic P1091	305
Smith Corona Fastext	195
Prowriter 8510	345
Okidata and Epson	CALL

ETC.

Disk Drive Controller	139
Extended Basic Kit	39.95
PBH Ser/Par Conv.	69
64K Ram Chips	62.95
Deluxe Keyboard	35.95
HJL Keyboard	79.95
CCR-81 Recorder	52
Deluxe Joystick (each)	35.95
Joysticks (pair)	22
Video Plus (monitor adapter)	24.95
Video Plus IIC	39.95
Amdek Color 1+ Monitor	299
Amdek Video 300 Green	145
Amdek Video 300 Amber	159
Taxan Color 210 Monitor	285
Taxan Green	130
Taxan Amber	139

SOFTWARE

Zaxxon	(Tape Version) 34.95
The King	26.95
Trap Fall	27.95
Buzzard Bait	27.95
Devil Assault	27.95

Colorpede	29.95
Juniors Revenge	28.95
Pac Attack	24.95
Block Head	26.95
Froggie	24.95
Lunar Rover Patrol	24.95
Lancer	24.95
Typing Tutor	23.95
Galagon	24.95
Scott Adams Adventures	19.95
Sea Dragon	34.95
Colorcome	49.95
Telewriter 64	49.95
O-Pak (disk)	34.95
Key-264K	39.95
Elite-Calc	59.95
VIP Writer	59.95
VIP Calc	59.95
VIP Terminal	49.95
VIP Database (disk)	59.95

Order any 2 software pieces listed and take 10% off their listed price. All Radio Shack software 10% off list. Send for complete list.

**CALL TOLL FREE
1-800-343-8124**

- LOWEST POSSIBLE PRICES
- BEST POSSIBLE WARRANTY
- KNOWLEDGEABLE SALES STAFF
- TIMELY DELIVERY
- SHOPPING CONVENIENCE



computer plus

P.O. Box 1094
480 King Street
Littleton, MA 01460

SINCE 1973

IN MASSACHUSETTS CALL (617) 486-3193

Federal Hill Software

FINE PRODUCTS FOR THE COLOR COMPUTER, DRAGON AND MC 10

Mon CoCo Parle Francais! Mi Coco Habla Espanol!

These delightful 16K Extended Basic programs will teach your youngsters a basic French or Spanish vocabulary. Each language package contains two programs with a total of 1,000 words in a colorful game format that teaches children to think as well as memorize. They'll have great fun as they watch the letters hop across the screen and slip into place. Perfect for home or classroom. We include a list of the vocabulary words for study guides or lesson plans. Spanish or french, only \$24.95 on tape, \$27.95 on disk. Both languages only \$39.95, tape or disk.



The Handicapper

Use the power of your computer to improve your performance at the track! Separate programs for harness and thoroughbred horses make it a snap to rank the horses in each race! Using information readily available from the thoroughbred Racing Form or harness track program, you can handicap a race in five minutes and a whole card in less than an hour! We even provide diagrams showing where to get the information you need.

Factors include speed, class, post position, past performance, jockey or driver's record, weight, parked out signs, beaten favorite and other attributes. Complete instructions and betting guide. Versions for all Color Computers, MC-10's and Model 100's. State computer type and memory when ordering. Harness or thoroughbred, \$27.95 each, tape or disk.

NEW GREYHOUND HANDICAPPER! Now use your Color Computer for greyhounds, too! This fine handicapping program, written by a successful greyhound trainer, does it all. Using speed, breaking ability, favorite box, kennel performance, and other factors, it ranks the dogs in each race and recommends quinnella, trifecta and exacta bets. For Color Computer only, \$27.95 tape or disk.

SPECIAL! Any two handicappers, only \$39.95. All three only \$54.95.

Were your taxes a hassle this year? Then you need **Coco-Accountant II**. This 32/64K home and small business accounting program is everything you need to keep track of your finances and make income tax time a breeze. Use your canceled checks, credit card receipts, payroll and bank stubs. **Coco-Accountant II** will list and total expenditures by year, month, account and payee or income source. It tracks tax deductible expenses and payments subjects to sales tax. It even calculates the sales tax you paid.

The program offsets income and expenditures to produce net cash flow reports. It prints out a spreadsheet showing your year at a glance, balances your checkbook and prints a monthly reconciliation statement. The 32K version handles 450 entries in RAM. The 32K disk version stores 500, while the 64K tape and disk versions store an amazing 900 entries. State memory size when ordering. Only \$27.95, tape or disk.

Baseball Statpak



Whether you're in little league, Pony League, high school or a company softball league, your players will love these Big League statistics. Keep track of 180 hitters--AB, Hits, Avg., RBI, HR, SO, Walks and lots more. Pitching records include Won-Lost, PCT., IP, ER, ERA, SO, BB and HR. Team records and league standings, too. Superfast sort by any stat for beautiful screen displays and printouts. Only \$28.95 on 16K tape, \$31.95 on 32K disk.

Use All 64K!

Did you feel gypped when you found out your 64K computer had only 32K of memory in BASIC? We sure did. So we invented **HID 'N RAM**, the most powerful 64K programming tool on the market. With **HID 'N RAM** you can access that hidden 32K of memory from a BASIC program and use it to store and sort your data. Write a 28K program and still have more than 30K left to store numbers, names, addresses or other data. It even has a machine language sort routine! The package includes complete instructions and a demonstration program--a mailing list that holds 450 names and addresses **IN RAM!** Only \$27.95, tape or disk.



Federal Hill Software

FINE PRODUCTS FOR THE COLOR COMPUTER, DRAGON AND MC 10



We accept checks, money orders, Visa and Master Card. Add \$1.50 for shipping and handling of software, \$5.00 for disk drives. Credit Card orders should include card number, exp. date and signature.

825 William St. Baltimore, Md. 21230 301-685-6254

GRAPHICS

Graphicom 1.2

Cheshire Cat Computer Creations
P.O. Box 115
Lafayette, CA 94549
\$30 disk

The Graphicom graphics design package lets you draw, edit, transmit and print high-resolution screens using a powerful set of graphics tools.

For all its power and flexibility, however, the Graphicom package is easy to use. And the more you use it, the easier and more powerful it becomes. Graphicom consists of one boot/utility disk and one picture disk. The picture disk holds up to 26 high-resolution screens. The program lets you easily format more picture disks.

Hardware

To use Graphicom you need a 64K Extended Basic Color Computer and one disk drive with Disk Extended Basic version 1.1 or 1.2.

Drawing is controlled through one joystick and both fire buttons. If you have two standard Radio Shack joysticks, they will work better mounted. I used one standard joystick for lever and button control and one Kraft-type joystick as a foot switch control. I also tried Graphicom with the Radio Shack mouse — that worked well, as I was able to easily control everything with both hands. Cheshire Cat also supplies the schematics for interfacing the Color Computer to a Koala Pad.

Graphicom works well with either a color or black and white TV. It's a little easier to draw in detail with a black and white set, but color is definitely more pleasing overall. Cheshire Cat says the best results come with one monochrome monitor and one color monitor running simultaneously.

You can interface several other pieces of hardware as well. Graphicom supports graphics screen dumps to a fair number of printers, including Radio Shack's LP VII, LP VIII, DMP 100, DMP 200, and the CGP 115 color graphics printer. Other printers supported are the Epson MX-80, the Gemini 10, the C. Itoh 8510 and Okidata Microline 92.

Graphicom also supports communications over a modem at 300, 600 or 1200 baud. A dumb modem with an "answer-off-originate" switch is required. Some smart modems will not work with Graphicom.

Screens can also be saved to and retrieved from cassette. The cassette interface can also be used as a 1500-baud cassette modem. Cheshire Cat supplies a schematic for building a cassette modem.

What It Can Do

Graphicom has two modes of operation: the simple draw mode and the menu-driven control mode. The menu mode allows access to most of the drawing power contained within Graphicom.

The main menu selections are used for stamp control, computer screen selection, drawing color, screen mode, formatting new disks, screen dumps to printer, reception and transmission of data, and selecting the disk page menu. The main menu consists of 16 small high-resolution graphics pictures, one for each possible selection. To make a selection you position a box around your choice with the right joystick and hit the right fire button.

The disk page menu is actually a graphics disk directory, and is used for moving pictures between disk files and computer memory. The disk page menu consists of 30 graphics pictures, each representing a full high-resolution graphics picture. The first four selections represent workspaces that exist in actual computer memory. These workspaces are where drawing actually takes place. The rest of the selections represent actual disk files. To move files you position a box around your choice with the

right joystick and grab the file by depressing the right fire button. Now use the joystick to position the box on the file or workspace you want to copy to and release the fire button.

When you are not using menu control you are in the simple draw mode. You can return to the draw mode any time by releasing both fire buttons.

In the simple draw mode you are in one of the four high-resolution workspaces. Within those screens you have a drawing window that's roughly 60 by 60 pixels. A crosshair cursor within it is controlled by the right joystick.

The draw window gives a one-to-one correspondence between cursor position and joystick position. If you move the cursor to the side of the draw window, the window will start to move, so you can drag the draw window to any part of the screen.

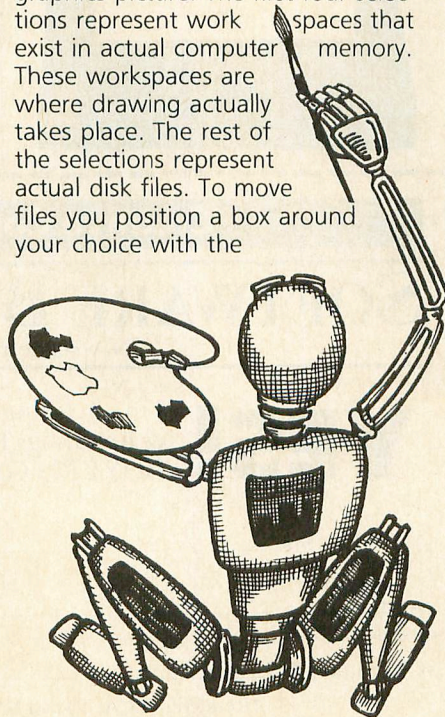
Drawing is achieved by using the right fire button as a pen button. First position the cursor to where you want a line to start, then depress the pen button. As you move the cursor a line will flash between the starting cursor position and new cursor position. When the line is where you want it, release the pen button and the line remains.

To draw single pixels, position the cursor and tap the pen button. Text can be placed on the draw screen with the keyboard. The arrow keys move a text cursor to position text placement. This is the only function that the keyboard is used for.

The real core of Graphicom's flexibility lies in its stamp functions. This feature lets you define any portion of a predefined picture as a stamp. Stamps can be placed onto any other picture, rotated, mirrored, or grouped into stamp sets.

The opaque stamp option places all the stamp pixels directly on the screen. The clear stamp option ANDs the stamp with the current screen picture. The mask stamp option ORs the stamp with the current screen, and the reverse stamp option XORs the stamp with the screen.

You can also use a stamp as a paint brush by holding down the pen button and dragging it around the screen. Stamps can be defined as sets and used as such when placed in workspace 4. The stamp set function allows functionally similar stamps, such as flow-chart symbols or electronic schematic symbols to be grouped together for easy access.



BEFORE YOU BUY ANOTHER PIECE OF SOFTWARE

CONSULT THIS BUYER'S GUIDE

Selecting the programs, systems and games for your personal computer can be an ordeal. You want the best package that's compatible with your system—at the right price!

LOOK NO FURTHER. THE OLYMPIC EDITION OF THE *CREATIVE COMPUTING 1984 SOFTWARE BUYER'S GUIDE* IS HERE!


The Editors of *CREATIVE COMPUTING* have awarded the Olympic Gold, Silver and Bronze medals to the leading software packages in the following categories:

- Full-feature word processors
- Home word processors
- Education: Pre-school, Elementary and Secondary
- Spreadsheets
- Database packages
- Games

Full descriptions, product reviews and screen photos of each award winner make this the definitive guide to the leading software of 1984!

In addition to the Olympic Ratings Guide, you'll find:

- A complete directory of software products with full program descriptions, system requirements and prices, PLUS
- A full listing of software



manufacturers, with names, addresses, types of software made and compatible hardware for each product!

If you own an Apple, Atari, Commodore 64, TRS-80 Color Computer, or any IBM PC, and you're in the market for new business, educational, personal productivity, recreational and utility programs, take the ordeal out of shopping...save money and get the best package for your system *at the best price!*

Order your copy of the CREATIVE COMPUTING 1984 SOFTWARE BUYER'S GUIDE today!

Also available at your local newsstand and computer store.

Creative Computing 1984

SOFTWARE BUYER'S GUIDE

CN 1914, Morristown, NJ 07960

NY7F

YES!

I'm enclosing \$4.95 (\$3.95* plus \$1 postage & handling) for the 1984 SOFTWARE BUYER'S GUIDE. (Outside USA \$6.)

Mr./Mrs./Ms. _____ print full name

Address _____

City/State/Zip _____

*Residents of CA, NJ and NY State add applicable sales tax.

Circle No. 118 on Reader Service Card

The stamp functions offer almost unlimited flexibility in graphics design. The keyboard fonts and printer set-up are contained on graphics screens. To change the fonts or create new ones you simply load the fonts screen into workspace memory and edit away.

The screen can be set to any of the high-resolution graphics modes. Screen draw color is also set through menu control. Draw color is a simple on/off switch. All drawing is in black or white, though many colors can be achieved through color artifacting. The select/animate menu option allows you to select which of the four memory workspaces currently is your drawing screen. This option allows you to page these four workspaces at up to 60 frames per second, allowing for some simple animation.

The copy/format option lets you make more picture disks, which you will definitely want to do. As the main menu, disk directory and keyboard fonts consist of graphics screens, they will be copied onto the new disk. To make a copy of a picture disk, including pictures, use the Disk Basic Backup command.

Graphicom Utilities

The utilities included with Graphicom are worth more than passing attention. They are separate machine-language programs that will interface with the format of a Graphicom picture disk.

The GC>BIN utility allows storage of Graphicom pictures as binary files on standard formatted disks. This allows you to use the pictures with your own Basic or machine-language programs.

The BIN>GC utility allows you to pull pictures out of any location in computer memory and put them into Graphicom format, so you can pursue memory in 512-byte increments and pull the pictures from other programs.

A third utility, SUXPIX, lets you break out of some auto-restart programs.

The final utility, BIN>ASC, is a public-domain program that converts pictures to ASCII files that can be transmitted through standard bulletin-board-system protocol.

Gripes

There were a few things I didn't like about Graphicom. First, four-color

drawing is done only through artifacting. This takes a little getting used to. Second, the joystick control may be a little too sensitive or inaccurate in the simple draw mode if you're not artistically adept. This can probably be compensated for by defining a font of graphics characters, but I'd still like to see a keyboard draw option.

My wish-list of features? Game designers would like to be able to save the stamp images separately from full screen pictures. This feature would be best if it included stamps in pre-shifted format with an option of either an assembly source table form or a binary form.

For the business user, the ability to format a screen to be dumped to a full sheet of paper would help. Graphicom has all the tools for designing any kind of business form along with text, but the small picture dumped to printer would not suit many business applications.

Bits and Pieces

The documentation is complete and fairly well-written. It jumps around in places, but all the information you'll need is there.

Graphicom is written in Forth, and the source code is available for you to study if you contact Cheshire Cat.

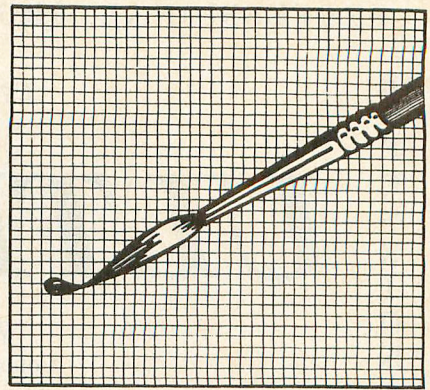
"A Graphicom picture exchange is available."

Cheshire Cat also wants you to send them pictures you have designed with Graphicom. In return they will send you a picture disk of other pictures they have received. Another Graphicom picture exchange is also available.

Cheshire Cat has also interfaced Graphicom with a video digitizer. The schematics for this may also be published at a future date.

Graphicom is an excellent graphics package that provides more quality software per dollar than most other software packages. Buy it instead of your next game. You won't be sorry!

— Richard D. Uglum



Paintpot

Tim Skene
6073 Durocher Avenue
Montreal Quebec
H2V 3Y7 Canada
(514)277-3366
\$20 cassette, \$25 disk

If you own a Color Computer, you probably wish you could produce neat drawings easily, without all the PMODE and Line and Circle hassle which Extended Basic requires.

Paintpot allows you to do just that. The program also features animation, text labels on the graphics screen, and an on-screen palette.

All Paintpot's graphics screens are in PMODE 1, giving you a resolution of 126 by 94, and either two screens with a 16K Color Computer, or four with a 32K or 64K machine. At the bottom of the screen is the palette holding four boxes of color (white, green, blue, and red).

The arrow keys move the cursor around on the screen, and its speed is adjustable. To select a color to paint with, you just dip the cursor into the proper box at the bottom of the screen. Holding the Enter key down while moving the cursor actually draws the current color on the screen, and holding down the Clear key erases whatever the cursor is moving over.

Paintpot also works with a joystick or the Color Mouse. Pressing the button will draw, and pressing the Clear key will erase what you are moving over. I found drawing with a joystick good for making very abstract doodles, but not very easy to use for detailed work. The Color Mouse was a little easier to use to draw accurate pictures.

PROFESSIONAL PROFESSIONAL PROFESSIONAL PROFESSIONAL

P
R
O
F
E
S
S
I
O
N
A
L

P
R
O
F
E
S
S
I
O
N
A
L

REAL EIGHTY-COLUMN DISPLAY!

ULTRA TERM +

Works with either the WORD-PAK from PBJ or
Color Power II CP|M unit from Color Power Unlimited.
Specify WORD-PAK or Color Power when ordering.

PROFESSIONAL PROFESSIONAL PROFESSIONAL PROFESSIONAL

This program is the **ultimate** in coco communicating!! **Ultra Term +** is used with a plug-in 80 column board* that gives you **True** 80 columns, not the graphics display that is unreadable at 80 columns. This is truly a **Professional** Package that is so easy to use that once you have used it, you'll wonder why other packages are so difficult to use, (except for Color Term + Plus + that is!) After using a terminal program that cannot give you **True** mainframe terminal emulation, you will find **Ultra Term +** indispensable! **Ultra Term +** even has a host mode that allows you to echo characters like full duplex mainframes do! There are also 10 macro keys which will allow you to save passwords, phone numbers, modem programming information, etc. + PLUS + you can save them to tape (Rom Pack, Tape Versions) or disk (Disk Version). Also, like all **Professional** terminal programs you can save your current parameters. This saves you set up time when moving from one system to another. + Plus + when used with the parallel printer port** you can print either what is coming in, or print what you saved in your space buffer (64K systems only support the space buffer option) if you like. And what about documentation? Every feature is explained in detail and indexed for fast look up! There is also a comprehensive help section to aid those unfamiliar with telecommunications. Although this program was designed for the Professional a total novice can use it with ease. Check all the features listed below and then you decide who has the world's smartest terminal!

Baud Rates: 110-4800 (communicate)
600-9600 (printer).

Screen Format: 80 x 25 w/true upper &
lower case.

Select half, full duplex or echo.

Select odd, even, mark, space or no parity.
Send all 128 characters from keyboard.
Select 7 or 8 bit words.
Select 1 or 2 stop bits.
Send a true line break.
Select all caps if needed.
Automatic capture of incoming files.
X on/X off capabilities.
Merge text or programs in buffer.
53,000 character buffer (64K).
Split buffer option (64K).
10 macro keys.
Four buffer send modes (dump,
prompted, manual & time delay).
Buffer size indicators (bytes used &
bytes remaining).
Buffer editor w/auto key repeat.
Scroll forward & reverse to view buffer
& print viewed screen option.
Selectable printer formats (line feeds,
etc.).
Selectable trapping of incoming
characters.
Print while receiving data*.
Spool received data while receiving
more (64K).
Buffer editor has these features:
Move forward and reverse through
buffer. Insert, type over, delete lines
or characters.
Block deletion or start to end of buffer
delete.
Save and load macros.
Save and load parameters.
Use 1-4 disk drive (w/SAVE, LOAD, DIR.
& granule display).
Easy to use MENU driven format.
Comprehensive users manual.
Works with **ALL** Radio Shack™ Disk
Systems and **all** models of color
computers.
Still not convinced? How about a 15
day, money back guarantee? If you don't
like the package for any reason, we will
refund your money upon return of a like-
new package.† Who out there is offering

you this kind of deal? And customer support was never better. Simply fill out your registration card and send it back to us and you will be notified when new features, improvements, etc. become available because all registered owners will receive **Free** upgrades for a \$5.00 shipping and handling fee).

As with all good Professional programs, **Ultra Term +** is all machine code. This program has been tested by those both familiar and unfamiliar with communications programs. And when you call for some technical support, you **won't** get an answering machine during our business hours (10-5 CST M-Sat.) under normal circumstances. Technical help is usually available all day.

Note: Color Term + PLUS + should have all of the same capabilities described above by the time you read this ad, but call first to make sure. **Ultra Term +** is ready to ship now.

PRICE: Ultra Term + — \$55.95
(Disk/Tape)

Color Term + Plus + (V5.0)
\$45.95 (Disk/Tape)

Word-Pak (Includes a software driver so you can use your basic programs with no modification in most cases!)...**\$139.95** + \$3.00 S&H

Y-Cable... \$29.95 (Required if expansion port not used with disk drives)

Complete Package **Ultra Term +**,
Word-Pak & Y Cable [subtract \$20.00 if
not needed] is only **\$210.00**

***Ultra Term +** supports the 80 column board made by PBJ, Inc. If you already have the board, simply order the program, but those of you who don't can get a good deal.

**Parallel Printer Port from PBJ, Inc.

†Less \$10.00 restocking charge.

Canadians
Kelly Software Distributors Ltd.
P.O. Box 11932
Edmonton, Alberta.
(403) 421-8003



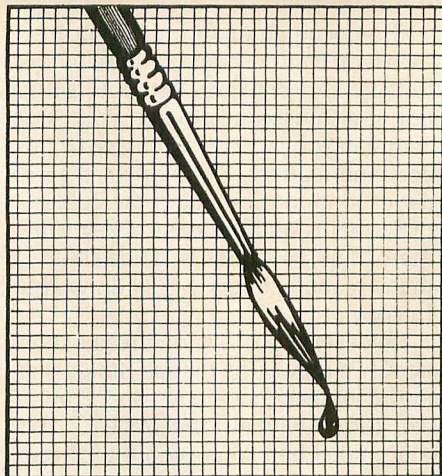
Double Density Software
920 Baldwin Street
Denton, Texas 76201
Phone 817/566-2004.



If you find it hard to draw lines with the joystick, Mouse, or keyboard, there is a command that will draw perfect lines for you. Just select the two end-points of the line and press L. Actually, the L command will draw a line from the cursor position to the last dot drawn. Pressing Clear and L will erase a line by drawing a white line instead of using the current color.

Paintpot makes it just as easy to draw boxes, too. Selecting the opposite corners of the box and pressing B will draw a box in the current color, and pressing Clear and B together draws a white box.

Since most people can't draw accurate free-hand circles, Paintpot includes a Circle command. Select the center of the circle and a point on the circle itself, and press C. (Since this command uses the Extended Basic Circle command, the circles it draws are actually ovals. If you find this annoying, you could modify the Basic program to produce perfect circles.) Concentric circles can be made by moving the cursor farther out or in and pressing C. Again, circles can be erased by pressing Clear and C together.



These boxes and circles are not filled in, however — they are just outlines. To fill them in, you must use the Paint command. This command will Paint an area in the current color, using the current color as its border. For example, if you draw a red circle with the Circle command, move the cursor inside the circle, and press P, Paintpot automatically fills in the circle with red. If you want to paint in something other than the current color, without dipping into the palette, you can press a number

from 5 to 8, corresponding to white, green, blue, and red. This will paint an area in that color with that color as its border, but will leave the current color unchanged.

There is a danger with using the Paint command, however. If you draw a red circle, and press 7, which means paint this area blue, the paint will spill out over the edges of the circle, and fill up the whole screen with blue. This is not a bug in the program. The Paint command just makes everything blue until it hits a blue edge, and the red circle was just another thing to paint over. This is something to watch out for, as a leak can destroy a painting you've worked some time on.

There is, however, a limited form of insurance available. Pressing D duplicates the current screen onto the next screen. Do this before a potentially disastrous Paint to help preserve your work.

This Duplicate command in conjunction with the Animate command provides limited animation. Drawing a picture on the first screen, duplicating it to the next screen, and making a slight change in the picture will provide

TRS-80+ MOD I, III, COCO, T199/4a
TIMEX 1000, OSBORNE, others

GOLD PLUG - 80

Eliminate disk reboots and data loss due to oxidized contacts at the card edge connectors.

GOLD PLUG 80 solders to the board edge connector. Use your existing cables. (if gold plated)



- | | |
|-------------------------|---------|
| COCO Disk Module (2) | \$16.95 |
| Ground tab extensions | INCL |
| Disk Drives (all R.S.) | \$7.95 |
| Gold Disk Cable 2 Drive | 29.95 |
| Four Drive Cable | 39.95 |

new
SPECIAL PRICE

USA shipping \$1.45 Can/Mex \$4.
Foreign \$7. Don't wait any longer TEXAS 5% TAX

Available at your favorite dealer or order direct from



E.A.P. CO.
P.O. BOX 14



KELLER, TEXAS 76248
(817) 498-4242
+ trademark Tandy Corp

MC/VISA

Circle No. 27 on Reader Service Card

OMNI DISKETTES AT DISCOUNT PRICES!



1-800-334-DISK

1-617-839-4404 (Mass. Only)



FINALLY — GET OMNI QUALITY AT PRICES YOU CAN AFFORD! ORDER BELOW TODAY.

OMNI PREMIUM DISKS	Priced in Quantities of 10
#5111 (SS/SD)	\$17.90
#5121 (SS/DD)	\$23.90
#5221 (DS/DD)	\$32.50
#5321 Flip/Floppy Reversible (double density)	\$29.90
#5141 (SS/QD-96TPI)	\$41.90
#5241 (DS/QD-96TPI)	\$49.90



OMNI INTELLIGENT DISKS

Built-in Temperature & Humidity Sensors on each Disk. Toughest 100% Certification at 65% Clipping Levels.

OMNI INTELLIGENT DISKS	Priced in Quantities of 10
#IN5121 (SS/DD)	\$39.90
#IN5221 (DS/DD)	\$49.90
#IN5141 (SS/QD-96TPI)	\$54.90
#IN5241 (DS/QD-96TPI)	\$59.90

ADD \$2.00 S.&H. PER ORDER Info Line 617-839-4405
M/C - VISA - M.O. - C.O.D. (+1.85) - Check Dealer
Mass. Res. Add 5% Tax Inquiries Welcome

MAGNETICS, INC.

**P.O. Box 98
So. Grafton, MA 01560**

Circle No. 148 on Reader Service Card

Color Computer/119

UTILITIES & HARDWARE

a short (two- to four-frame) cartoon. Pressing A will display all the screens in sequence rapidly, so you can make a little man wave his arm, or make letters walk across the screen.

Paintpot provides text capability with the @ command. The cursor switches from a block to a horizontal bar, and you can type any letter, number, comma, or period on the screen in the current color. The special characters like ! and ? must be drawn in by hand at speed 1 in the keyboard mode. This text mode allows you to label (or sign) your best works of art. In the text mode, you can have up to 15 lines of 31 characters each on the screen.

Paintpot allows you to save these doodles to either tape or disk so you can finish them later. The screens are saved using the CSAVEM or SAVEM commands, so any pictures you create can be used by other Basic programs. The documentation describes this procedure, and also tells you how to transfer screens from tape to disk, should you later upgrade your system.

The documentation for Paintpot is excellent. Not only does it explain how to load your drawings without Paintpot, it also describes the program's commands fully and in an easy-to-understand manner. The manual is 16 pages long, not including the Table of Contents and the control key summary (a quick-reference guide that many manufacturers would do well to copy).

However, I do have one reservation about Paintpot. The manual states that in the joystick mode you can "draw and correct with just the joystick." This is accomplished by erasing the current color when the cursor moves over it. What this means is that after you've painted in a box or circle and you move the joystick back over the filled-in area it leaves white holes in it. The documentation makes it very clear that that is what will happen, and that this is a desirable feature, but I find it aggravating. For this reason, I do most of my drawing in the keyboard mode.

Despite this "feature," I can recommend Paintpot to anybody who wants to create graphics easily, and

with a minimum of hassle. This is an excellent program, and Tim Skene is to be congratulated for giving the purchaser some very professional documentation.

— Gary Teter

Color Disk Graphics

by Robert G. Kilgus

Radio Shack

One Tandy Center

Fort Worth, TX 76102

Catalog #26-3251

\$49.95

16K, 32K and Disk Basic

Disk Graphics is a menu-driven program that formats data in graphs.

The program takes data you input, stores it in memory (or on disk if you choose) and then uses the data to create a chart of your choice.

Data can be displayed as a bar graph (vertical or horizontal), a line graph of connected points, a pie chart or a scatter point graph. In addition, a legend

NEW NEW NEW NEW NEW NEW NEW NEW NEW NEW

NEW NEW NEW NEW NEW NEW NEW NEW NEW NEW

SUPER BACK-UP UTILITY[®]

NEW NEW NEW NEW NEW NEW NEW NEW NEW NEW

...WITH S.B.U. FROM COMPUTIZE - YOU'LL NEVER NEED ANOTHER BACK-UP UTILITY FOR YOUR COCO!!!

SUPER BACK-UP UTILITY WILL PERFORM ALL OF THE FOLLOWING FUNCTIONS:



1. **TAPE TO TAPE** (Regardless of most protection schemes!)
2. **TAPE TO DISK** (Move Cassette programs to Disk!)
3. **AUTO RELOCATE** (For those Cassette programs that conflict with Disk operating sys.)
4. **DISK TO TAPE** (Place Disk programs onto Cassette)
5. **DISK TO DISK** (Our powerful Spit-N-Image Program. *Regardless of protection schemes!)

- * **MENU DRIVEN!**
- * **REQUIRES 32K EXTENDED COCO**
- * **REQUIRES 1 OR 2 DRIVES** (For Disk Functions)
- * **ALL MACHINE LANGUAGE!!!**

★★★ **ONLY \$49.95!** ★★★
(SUPPLIED ON DISK)

COMPARE WITH OTHER INDIVIDUAL PROGRAMS COSTING IN EXCESS OF \$100.00 OR MORE!!!

COMPUTIZE INC.
P.O. BOX 207
LANGHORNE, PA 19047

Check or M.O.
 
Add \$2.00 Shipping
PA Res. add 6% sales tax


215 - 946-7260

Circle No. 90 on Reader Service Card

CHEAPEST PRICES ON COLOR COMPUTERS

16K Std.	109.95
16K Ext. Basic.	155.95
64K Ext. Basic.	199.95
Special 2 Joysticks and a Bustout game Reg. 49.90.	18.95

Over 125 Color Computer Programs in Stock



The System 100 from Tandy

TDP ELECTRONICS

THE COMPUTER CENTER
5512 Poplar, Memphis, TN 38119
901-685-0009

Circle No. 166 on Reader Service Card

Please indicate which of the following microcomputers you currently own and/or plan to buy in the next 12 months.

	1 Own	2 Plan to Buy
Apple	A	L
Atari	B	M
Commodore/PET	C	N
Digital Equipment/DEC	D	O
Heath/Zenith	E	P
IBM	F	Q
Radio Shack/Tandy TRS-80	G	R
Color Computer	H	S
Other Tandy/Radio Shack	I	T
Other (specify)	J	U
None	K	V

3 For what, if any business application(s) do you use the microcomputer you currently own?

Circle Number

1 2 3 4 5 6 7 8 9 10 11 12 13 14 15 16 17 18
 19 20 21 22 23 24 25 26 27 28 29 30 31 32 33 34 35 36
 37 38 39 40 41 42 43 44 45 46 47 48 49 50 51 52 53 54
 55 56 57 58 59 60 61 62 63 64 65 66 67 68 69 70 71 72
 73 74 75 76 77 78 79 80 81 82 83 84 85 86 87 88 89 90
 91 92 93 94 95 96 97 98 99 100 101 102 103 104 105 106 107 108
 109 110 111 112 113 114 115 116 117 118 119 120 121 122 123 124 125 126
 127 128 129 130 131 132 133 134 135 136 137 138 139 140 141 142 143 144
 145 146 147 148 149 150 151 152 153 154 155 156 157 158 159 160 161 162
 163 164 165 166 167 168 169 170 171 172 173 174 175 176 177 178 179 180
 181 182 183 184 185 186 187 188 189 190 191 192 193 194 195 196 197 198
 199 200 201 202 203 204 205 206 207 208 209 210 211 212 213 214 215 216
 217 218 219 220 221 222 223 224 225 226 227 228 229 230 231 232 233 234
 235 236 237 238 239 240 241 242 243 244 245 246 247 248 249 250 251 252
 253 254 255 256 257 258 259 260 261 262 263 264 265 266 267 268 269 270
 271 272 273 274 275 276 277 278 279 280 281 282 283 284 285 286 287 288
 289 290 291 292 293 294 295 296 297 298 299 300 301 302 303 304 305 306
 307 308 309 310 311 312 313 314 315 316 317 318 319 320 321 322 323 324
 325 326 327 328 329 330 331 332 333 334 335 336 337 338 339 340 341 342
 343 344 345 346 347 348 349 350

Void after October 31, 1984

CLC8842

PLEASE PRINT CLEARLY—Use only one card per person.

NAME _____ PHONE NO. (____) _____

COMPANY _____ TITLE _____

ADDRESS _____ APT. _____

CITY _____ STATE _____ ZIP _____

4 Please send me 1 year (12 issues) of The COLOR COMPUTER Magazine for \$17.97 and bill me. (Full 1 year subscription price of \$24.97.)

4 How do you use your COLOR COMPUTER?
 w. education
 x. entertainment
 y. personal purposes
 z. business purposes

5 Which of the following peripherals do you plan to buy in the next 12 months?

1. Monitor
2. Disk drive
3. Printer
4. Modem
5. RAM chips
6. Keyboard
7. Interface Board

6 Where do you buy software?
 8. Mail order
 9. Radio Shack computer center
 10. Radio Shack store (not computer center)
 11. Other computer stores

7 How many software packages do you plan to buy in the next 12 months?

12. 1-2
13. 3-5
14. 6 or more

Please indicate which of the following microcomputers you currently own and/or plan to buy in the next 12 months.

	1 Own	2 Plan to Buy
Apple	A	L
Atari	B	M
Commodore/PET	C	N
Digital Equipment/DEC	D	O
Heath/Zenith	E	P
IBM	F	Q
Radio Shack/Tandy TRS-80	G	R
Color Computer	H	S
Other Tandy/Radio Shack	I	T
Other (specify)	J	U
None	K	V

3 For what, if any business application(s) do you use the microcomputer you currently own?

Circle Number

1 2 3 4 5 6 7 8 9 10 11 12 13 14 15 16 17 18
 19 20 21 22 23 24 25 26 27 28 29 30 31 32 33 34 35 36
 37 38 39 40 41 42 43 44 45 46 47 48 49 50 51 52 53 54
 55 56 57 58 59 60 61 62 63 64 65 66 67 68 69 70 71 72
 73 74 75 76 77 78 79 80 81 82 83 84 85 86 87 88 89 90
 91 92 93 94 95 96 97 98 99 100 101 102 103 104 105 106 107 108
 109 110 111 112 113 114 115 116 117 118 119 120 121 122 123 124 125 126
 127 128 129 130 131 132 133 134 135 136 137 138 139 140 141 142 143 144
 145 146 147 148 149 150 151 152 153 154 155 156 157 158 159 160 161 162
 163 164 165 166 167 168 169 170 171 172 173 174 175 176 177 178 179 180
 181 182 183 184 185 186 187 188 189 190 191 192 193 194 195 196 197 198
 199 200 201 202 203 204 205 206 207 208 209 210 211 212 213 214 215 216
 217 218 219 220 221 222 223 224 225 226 227 228 229 230 231 232 233 234
 235 236 237 238 239 240 241 242 243 244 245 246 247 248 249 250 251 252
 253 254 255 256 257 258 259 260 261 262 263 264 265 266 267 268 269 270
 271 272 273 274 275 276 277 278 279 280 281 282 283 284 285 286 287 288
 289 290 291 292 293 294 295 296 297 298 299 300 301 302 303 304 305 306
 307 308 309 310 311 312 313 314 315 316 317 318 319 320 321 322 323 324
 325 326 327 328 329 330 331 332 333 334 335 336 337 338 339 340 341 342
 343 344 345 346 347 348 349 350

Void after October 31, 1984

CLC8841

PLEASE PRINT CLEARLY—Use only one card per person.

NAME _____ PHONE NO. (____) _____

COMPANY _____ TITLE _____

ADDRESS _____ APT. _____

CITY _____ STATE _____ ZIP _____

4 Please send me 1 year (12 issues) of The COLOR COMPUTER Magazine for \$17.97 and bill me. (Full 1 year subscription price of \$24.97.)

4 How do you use your COLOR COMPUTER?
 w. education
 x. entertainment
 y. personal purposes
 z. business purposes

5 Which of the following peripherals do you plan to buy in the next 12 months?

1. Monitor
2. Disk drive
3. Printer
4. Modem
5. RAM chips
6. Keyboard
7. Interface Board


6 Where do you buy software?
 8. Mail order
 9. Radio Shack computer center
 10. Radio Shack store (not computer center)
 11. Other computer stores

7 How many software packages do you plan to buy in the next 12 months?

12. 1-2
13. 3-5
14. 6 or more

FREE INFORMATION!

FAST! FREE!



NO OBLIGATION!


Let us get the information you'd like to receive on the products and services mentioned or advertised in this issue of The COLOR COMPUTER Magazine. It's free and as easy as 1-2-3!

1 Clearly print/type your name and complete address on one of the attached reply cards.

2 Circle the number(s) on the card which correspond to the number(s) you'll find at the bottom of the articles/ads about which you'd like to learn more. (You'll also find these key numbers on advertised products in this month's Advertiser index.)

3 Mail the card. The sooner it's sent, the quicker you'll get the literature you requested.

This is an ideal time to subscribe to The COLOR COMPUTER Magazine—the leading magazine written expressly for TRS-80 Color Computers—AND SAVE 28%! Just check the box at the bottom of the reply card!



NO POSTAGE
NECESSARY
IF MAILED
IN THE
UNITED STATES


BUSINESS REPLY MAIL

FIRST CLASS PERMIT NO. 27346 PHILADELPHIA, PA

POSTAGE WILL BE PAID BY ADDRESSEE



P.O. Box 13307
Philadelphia, PA 19101



NO POSTAGE
NECESSARY
IF MAILED
IN THE
UNITED STATES

BUSINESS REPLY MAIL

FIRST CLASS PERMIT NO. 27346 PHILADELPHIA, PA


POSTAGE WILL BE PAID BY ADDRESSEE



P.O. Box 13307
Philadelphia, PA 19101




FREE INFORMATION!



about the products and
services advertised in this issue of
The COLOR COMPUTER Magazine.

See other side for directions.

A PORTABLE LIBRARY OF PROGRAMS FOR YOUR



The TRS-80 Model 100 makes life easier for you. You can carry it anywhere...input data anytime...store data for weeks. But what about when you want to learn how to make better use of it? Or play games? Or develop your programming skills? That's when you need a portable encyclopedia of ideas...that's when you need THE TRS-80 MODEL 100 IDEABOOK!

Packed with over 50 tested, ready-to-run programs in business, science and mathematics, THE TRS-80 MODEL 100 IDEABOOK is your programming guide to the best ways you can use your portable computer!

Ideal for TRS-80 Model 100 and NEC PC-8201 users, there are more than 50 listings in:

- Drill and Practice
- Problem Solving
- Sets and Repetitive Trials
- Convergence and Recursion
- Compounding
- Probability
- Geometry and Calculus
- Science

And Games, Simulations and more!

Edited by David H. Ahl, Founder of CREATIVE COMPUTING magazine.
Only \$8.95! Order your copy today!

For faster delivery, PHONE TOLL FREE
9 am-5 pm EST: 1-800-631-8112
(In NJ only: 201-540-0445)

Also available at your local bookstore or computer store.

CREATIVE COMPUTING PRESS

Dept. NM2H, 39 East Hanover Avenue
Morris Plains, NJ 07950

Please send me _____ copies of THE TRS-80 MODEL 100 IDEABOOK at \$8.95* plus \$2.00 postage and handling (\$5.00 outside USA) each. #4A

Payment Enclosed \$_____. *Residents of CA, NJ and NY State add applicable sales tax.

Charge My: American Express
 MasterCard Visa

Card No. _____

Exp. Date _____

Mr./Mrs./Ms. _____
print full name

Address _____

City/State/Zip _____

Please send free catalog.

Advertisers' Index

Page	Reader Service Number	Advertiser	Page	Reader Service Number	Advertiser
32	1	Analog	100	67	Frank Hogg Laboratory
106	105	Apple Valley	85	151	Howard Medical
75	102	B&B Software	106	150	I.T.I.
104	4	B-5 Software	57	68	J&L Educational Consultants
57	3	Basic Technology	91	100	J&M
33	29	Botek Instruments	49	37	IBM Group
2	75	Carnival House	83	70	Keytronic
27	5	CER Company	77	149	Macrotron Systems, Corp.
87	7	Chatanooga Choo Choo	119	148	Magnetics
87	38	Childish Software	55	73	Mark Data
110	6	Classical Computing	97	74	Mark Data
81	20	CMD Micro	43	76	Micro Management Systems
81	32	CNR Engineering	105	75	Microcom Software
71	9	Cognitec	107	210	Micro Source
1	10	Color Power Unlimited, Inc.	29	87	Microware Systems
15	142	Color Software Services (Brantex)	126	160	Microworks
110	153	Color Tech	10	43	Moreton Bay
16, 17	12	Colorware	100	83	Moses Engineering
23	69	Compuserve	102	147	Mr. Gerbois
120	166	Computer Center	107	44	Northglenn
113	14	Computers Plus	102	45	Panamax
40	103	Computer Systems Center	73	*	Parsons Software
4, 5	15	Computerware	95	46	PBH
120	90	Computize	69	47	PBJ
31	155	Cosmos Computer	99	48	Petrocci
42		Counterpoint Software, Inc.	6	146	Programs Intellect
75	85	Crystal Software	C-4	50	Radio Shack
57	18	Cynwyn	72	101	Reitz Computer Center
101	163	Dayton Associates	80	145	Robotic Microsystems
13	40	Deft Systems	51	50	Saguaro
63	22	Delker Electronics	27	80	Sailor Systems Software
C-2	23	Dennison	47	51	Saturn Electronics
127	24	Derringer Software	125	56	Skyline
68	25	Dorsett Educational Systems	36, 37	57	Softlaw
118	*	Double Density	45	58	Softmart
25	26	DSL Computer Products	89	64	Software House
14	41	Dugger's Growing Systems	66, 67	59	Software Support
119	27	E.A.P.	104	61	Sugar Software
8	164	Elite	96	62	Sugar Software
73	168	Emerald Computer Services	93	143	Syntactics
31	169	Family Computers	80	64	T&D Software
114	30	Federal Hill Software	C-3	63	T.C.E.
103	156	First Coast Systems	2	*	Tom Mix
35	31	Green Mountain Micro	7	82	Triad Pictures
108	57	Grownups Toys Company (Groto)	53	89	True Data
6	35	HS & Company	11	200	Vidtron
86	33	HJL	50	34	Workbase Computer Systems
			62	65	Wayne Technology
			12		Woodstown Electronics

TEACH YOUR KIDS HOW TO USE THE TRS-80... EASILY!



Now you can teach your children how to use the TRS-80 without getting lost in the user manual...without spending hours demonstrating the simplest functions...without the fear that they'll damage their computer because they don't know how to use it!

COMPUTERS FOR KIDS TRS-80 Edition teaches children ages 8 and older to write their own programs in less than an hour—without previous knowledge of algebra, variables or computers! There's also a special section that keeps parents and teachers on the same successful command path.

Beginning with an easy-to-understand explanation of how to use the TRS-80, readers will progress quickly to flow charts and simple print programs to loops, graphics and other programming concepts—demonstrating exactly how to make the computer do what they want—in simple non-technical language.

Join the thousands of parents and children who have learned computing with COMPUTERS FOR KIDS—Order your copy today!

**For faster delivery,
PHONE TOLL FREE
9 am-5 pm EST: 1-800-631-8112
(In NJ only 201-540-0445)**
Also available at your local
bookstore or computer store.

CREATIVE COMPUTING PRESS

Dept. NW1C, 39 East Hanover Avenue
Morris Plains, NJ 07950

Please send me _____ copies of COMPUTERS FOR KIDS TRS-80 Edition at \$5.95* plus \$1.50 postage and handling (plus \$4.50 outside USA). #12-H.

Payment Enclosed \$_____ * (Residents of CA, NJ and NY State add applicable sales tax.)

Charge My: (\$10. minimum)
 Amex Visa MC

Card No. _____ Exp. Date _____


Mr./Mrs./Ms. _____
print full name

Address _____

City _____

State/Zip _____

Please send free catalog.



A GOLD MINE OF PROGRAMS FOR YOUR COLOR COMPUTER

THE WORKING TRS-80 COLOR COMPUTER contains a wealth of programs on graphics, finance, music, data storage and games. You'll also find out how to turn your Color Computer into a rudimentary word processor, music and sound synthesizer, and household manager!

You'll progress quickly through each program which is explained in detail, and work with general-purpose subroutines and modules that can be used to write almost any program imaginable! Your gold mine is here—order your copy today!

**For faster delivery, PHONE TOLL FREE,
9 am-5 pm EST: 1-800-631-8112
(In NJ only 201-540-0445)**

Also available at your local bookstore
and computer store.

CREATIVE COMPUTING PRESS

Dept. NW4C, 39 East Hanover Avenue
Morris Plains, NJ 07950

Please send me _____ copies of THE WORKING TRS-80 COLOR COMPUTER at \$9.95* each plus \$1.50 postage and handling (\$4.50 outside USA) each. #65-8

Payment Enclosed \$_____ * Residents of CA, NJ and NY State add applicable sales tax.

Charge My: AmEx Visa MC

Card No. _____

Exp. Date _____

Mr./Mrs./Ms. _____
print full name

Address _____

City _____

State/Zip _____

Please send free catalog.

or key chart can be superimposed on any of the charts (except a pie chart, which automatically creates its own legend for each pie sector).

The program is easy to run from the disk by simply typing RUN "DOS". From there you follow the menus. However, it is absolutely essential that you follow the Users Guide; the choices and inputs requested will not always be obvious. This is particularly important when entering information like size, color, shading, and image reduction.

The 86-page Users Guide is superbly written and nicely packaged in a 3-ring binder. It is lucid and well organized. Its only flaw is the lack of an index.

I found one small glitch in the Pie Chart option: the pie slice number was not displayed when entering the data. In all other cases (bar charts, line graphs, scatter point graphs), the analogous function worked properly.

You can display charts on the screen in 4-color low-resolution, or 2-color high-resolution mode and on black and white or color printers with graphics capabilities.

Disk Graphics has a feature called "Superscreen," which allows you to produce a chart on a much larger scale. Then you can display smaller portions of the "Superscreen" one segment at a time.

The charts can be printed on dot-matrix printers with graphics capabilities. This feature should permit display of the "Superscreen" with excellent resolution (up to 999 by 950). My printer (a Gemini 10) has graphics capabilities; however, I was unable to get Disk Graphics to print charts with it. The Users Guide does not address the issue of printer differences, an unfortunate problem for computer novices.

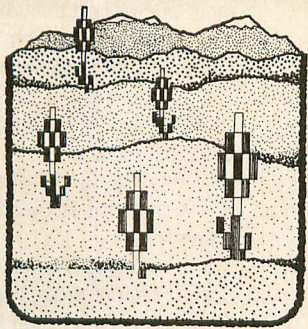
Disk Graphics must swap portions of the program off the disk to fit everything in 16K machines. This is slow, but I was impressed that the program works at all in 16K.

— Raymond D. Mosteller

Programmer's Sketch Pad

Syntactics
P.O. Box 257
Redcrest, CA 95569
(707)722-4280
\$12 a pair, including pen

Have you worn out the screen grids in the appendix of your Color Basic



manual? Or are they untouched because they're too confusing, frustrating, or just plain bulky?

Well, now there's the Programmer's Sketch Pad — a complete, easy-to-use screen locating aid permanently laminated in heavy plastic.

You can write on it in grease pencil or erasable ink felt markers (one erasable pen is included), or lay transparent paper tracings over it. Either way, you read the screen locations directly from the grid — no fussy calculation or tricky projection of grid lines is required.

One side is numbered for use with PRINT@ commands, and is complete with the 16 graphic character shapes paired with their character values. There is also a reminder that the top row of numbers is equivalent to the TAB columns.

The other side has a grid double-numbered for use with the X, Y format of SET, RESET, and POINT commands. Also shown are the colors available and their number values, and which numbers from the grid and color table go where in the SET command.

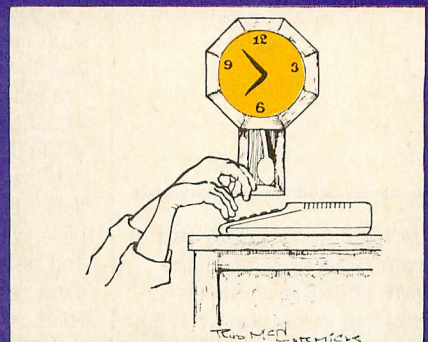



You'd expect that to be it, yet the Sketch Pad comes with 11 pages of documentation. A full page describes each side of the Sketch Pad. Three sample programs, each using PRINT@ or SET/RESET extensively and each heavily annotated, are also included. There are even suggestions for customizing the programs.

Having two pads is handy for working with both text and low-resolution graphics at the same time without constantly flipping the pad over. The two grids are not exactly the same size, so you won't get exact results when using the same transparent paper tracing for both grids. The pen doesn't smear, yet it can be rubbed off with a dry tissue.

If you don't sit on the pads and crease them, they should last a l-o-n-g time, even with the heavy use they're bound to get. Why didn't Radio Shack think of this?

— J.T., Color staff

LOAD TAPE Adventures



There are, after all, better ways to spend a day.

I can think of half a dozen things I'd rather do than type all day. Please send me the tapes for the months I've listed below.

MC VISA
Account # _____

Exp. _____

Or send check
or money order

Name _____

Address _____ 084

Zip _____


MAIL TO:

The Color Computer Magazine Tapes
Highland Mill, Camden, ME 04843

*March/April '83 are combined. CC Space Trek and Banner Program not included.

ISSUE*	QTY.	PRICE	S & HEA.	TOTAL
		\$9.95	\$1.50	
		\$9.95	\$1.50	
		\$9.95	\$1.50	
		\$9.95	\$1.50	
1-YEAR SUBSCRIPTION		\$99.95	(S & H INCL.)	

BY TERRY KEPNER



I'm running Color Scripsit from tape, and using the DMP-100. The printer is capable of operating at 1200 baud, but Scripsit only works at 600 baud.

Radio Shack said it was possible to alter Scripsit, but that they didn't officially support it. Do you know how I can do this?

— D. M., Moundsville, WV

ROMpak Scripsit expects the baud specifier to be at CE11 hex, which is E11 hex above its starting point at C000.

Since you don't mention how you got Scripsit on tape I assume you used some type of transfer program to accomplish this task. You need to retransfer the program from cartridge to tape, changing the value of location CE11 hex in the process. For 1200 baud, use the decimal number 41.

I have a 16K Color Computer with Extended Basic. I would like to upgrade to 64K and add disk drives.

Can the regular disk language be used on the 64K? And can the disk language be combined with OS/9?

Also, can Atari video games be used on the Color Computer with a special adapter and converter?

— W. F., Cheboygan, MI

If you buy the Radio Shack disk system, you'll be able to use standard Basic, Extended Basic, and Disk Basic all together. Their design allows full use of the ROMs and the cartridge Disk Basic ROMpak. The only constraint is that you won't be using the full 64K RAM, only the lower 32K bank. The upper 32K RAM bank is displaced by the Basic ROMs and disk controller ROMpak.

If you decide to use OS/9, then the full 64K RAM is used, and the built-in Basic ROMs (standard and Extended) are switched out and ignored. Also ignored is the disk controller ROMpak Basic. Because of this, the entire Basic language supplied with the Color Computer and disk controller ROMpak can't be used with the OS/9 system.

If you want to use Basic programs with OS/9, you have to get OS/9 Basic.

To the best of my knowledge, there aren't any adapters for using Atari cartridges or games on the Color Computer. I don't think we'll see them either, since the Atari uses the 6502 CPU chip and the Radio Shack uses the 6809 CPU chip. The differences between these two are rather significant and can't be easily overcome.

I have an Extended Basic Color Computer 2. How do I convert it to 64K?

— E. H., Hemet, CA

First, you can take your machine to the nearest Radio Shack Computer Center and have them install the upgrade.

If you're adventurous, you can perform the work yourself.

Remember, though, that you void the machine's warranty when you open it.

It's important to remember that chips are very sensitive to static charge. Your work place should be scrupulously clean, and not carpeted. Ground yourself (such as to the outside of the TV connector) before you even think of picking up bare chips.

Here's how you add the chips: buy eight 64K RAM chips, open the Color Computer 2 case, and gently unplug the keyboard. Find the eight sockets, with chips in them, labeled U14 to U21 (the labels will be on the printed circuit board beside the sockets).

The memory chips will all have a notch in them at one end. That notch indicates which end of the chip has pin 1 on it. In the Color Computer 2, the notches on all the chips face the same direction. The notches on the memory chips should be pointed away from the keyboard.

Remove the eight chips by gently prying them up with a very small flat-head screwdriver or a nail file. Solder a jumper wire from the solder pad labeled W1 (located between U6 and U7) to the solder pad to its right.

Now, install the eight new chips. Be careful that you don't bend any pins under the chips — plug them into the socket.

Plug the keyboard in, reassemble the case, plug it in, turn it on, and type PRINT MEM. The computer should respond with 24871. Now type POKE 25,6:NEW. PRINT MEM should respond with 31015. Finally, type CLEAR: ?MEM. The computer should respond with 31215. You now own a 64K Color Computer 2.

If the usual screen doesn't appear when you turn on the computer, or you get different answers, unplug the computer, disassemble it and recheck your upgrade work. Look for bent pins on the new RAM chips, or chips installed backwards.

If nothing seems wrong, remove and inspect the 64K chips and then re-install them. Test the computer once again. If you still can't get the right responses, remove the 64K chips, cut the jumper wire, re-install the 16K chips, and make sure the computer is still working properly.

If re-installing the 16K chips doesn't restore proper operation, something inside the computer has failed and you'll have to take it to a technician for repair. If they work, then one of the 64K RAMs may be defective — return them for a refund or replacement.

I would like to share my solution for the Color Computer going on the blink due to temporary loss of the +5 volt dc supply.

In my revision D computer the culprit was R66, a 1/3-ohm 2-watt resistor. To allow for a little heavier current draw after adding expansions, I installed a 33-ohm 1/2-watt resistor in parallel with R66. Since this modification I've had no troubles with the +5Vdc line.

— D. N., Arcata, CA

Thanks for that tip.

My Color Computer was originally a 16K standard Basic ROM 1.1. I've upgraded it to Extended Basic 1.1 by adding the additional ROM chip. How can I find out what board revision I have?

I have also discovered a problem in using an Okidata 82A printer with the Color Scripsit ROMpak. The instructions that came with my computer included a note for Color Basic 1.1 pertaining to the 7/8 bit option on a Line Printer VII. The option allows you to print graphics by setting the switch to 8 bits.

Setting my printer for 8 bits lets me list programs correctly. However, when using Scripsit, the 82A prints garbage. Setting the printer



SUMMER MELTDOWN SPECIALS

SKYLINE'S BIG 10

Cheshire Cat	
Graphicom (64K disk)	\$29.95
Cognitec	
Teletwriter 64 tape	\$49.95
Teletwriter 64 disc	\$59.95
Custom Software Engineering	
Graphic screen print, specify printer	\$ 9.95
Eigen Systems	
Colorcomm/E, disk or cart.	\$49.95
Stripper	\$ 7.95
CCEAD	\$ 6.95
BASIC Aid cartridge	\$34.95
Micro Works	
Macro 80C Editor/Assembler	\$99.95
SDS 80C Editor/Assembler	\$89.95

SKYLINE'S OWN BEST SELLERS

SUPER STATS
The most powerful statistics program available for the CoCo. Used by professionals. 16K Ext. Basic. Tape \$29.95

PAGE PLUS
Gives 64K from Basic. New revised documentation! Disk \$29.95 Tape \$27.95

STRUCTURED MACROS
Macro 80C super enhancement! Disk \$19.95
SETUP 64
Allows double-sided 40/80 track drives! \$19.95

MDISK
Sets up an internal 32K memory disk for rapid storage and retrieval. Source code included. Disk \$29.95 Tape \$27.95

ROMBACK
Why pay more? Allows dumping from ROMpak to disk or tape. Full documentation, easy to use. Lowest price! Tape \$16.95

QUICKSORT
M/L sort routine for easy use by Basic programmers. Works on tape or disk. 16K. Tape \$12.95

64K BOOT/PAGER
This is what you need to get the most from your 64K CoCo. Super buy! 64K Req. Tape \$19.95

SIMPLEX
Programmers — this is a must! This powerful tool will save you time and effort. Min. 16K Ext. Basic. Tape \$29.95

C.C. FILE
Flexible data base manager. 16K. Now only \$12.95

C.C. WRITER
You can pay more — but will it be better? 16K. \$29.95

C.C. CALC
Powerful spreadsheet for your CoCo! 32K. \$34.95

C.C. MAILER
Handles all you mail list needs! 16K. \$19.95

C.C. Three
You save \$27.90! C.C. File, Writer, and Calc in one fantastic package. We'll even give you both tape and disk versions (one tape) for one low price — \$49.95

OUR CUSTOMERS SOUND OFF FOR SKYLINE!

I would like to express my appreciation to you for the excellent service provided by your company.... I was delighted to receive my shipment only one week after the phone order. Hats off to your shipping department.

Once again, thank you for your prompt and efficient service, and for providing such a great package at a good price.

D.S., Kentucky

...You might care to know that this order is repeat business. Recently, I purchased a NEC monitor package from your firm and I was very pleased with your fast service, the quality of merchandise and the ease of set-up.


M.S., California

\$60 Software Bonus With Memory Upgrade

That's right — Skyline's famous 64K Upgrade is an even better deal than before! 8 guaranteed 200 n.s. 64K memory chips, solderless installation instructions (one solder connection required on Color Computer 2), Skyline's 64K BOOT and PAGER programs, PLUS the Wizard 64 adventure game, PLUS a handy new utility, SETUP64 (allows you to configure your tape or disk system in a myriad of ways)! Still only \$59!! Order now — this offer may be withdrawn at any time!

ATTENTION ADVENTURE FREAKS!

MYSTIC MANSION



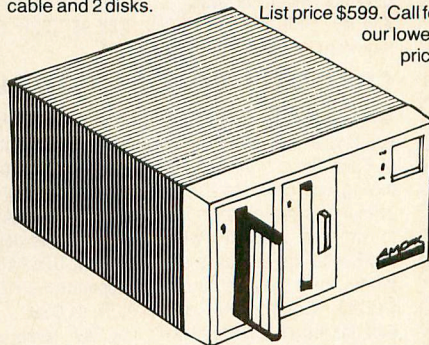
You can stay cool in front of your air conditioner, but can you keep your cool while playing Skyline's exciting ALL GRAPHIC ADVENTURE? One of the best yet! 32K Disk only. Summer Special \$29.95

HARDWARE — SKYLINE has the BEST for LESS! Call us LAST!

LESS = MORE

with the Amdek 3" Disk Drive. You get more data stored on a 3" disk than a 5 1/4" and the AMDISK III B takes up less space. AMDISK III B 3" dual drive with cable and 2 disks.

List price \$599. Call for our lowest price!



TIRED OF RF INTERFERENCE?

Poor resolution? We carry a complete line of B/W and color monitors from AMDEK, NEC and SYNCO. We also have the right monitor adapter to match your CoCo. Call for FRIENDLY SERVICE!

SKYLINE PRINTER SALE!
STAR MICRONICS — OKIDATA —
TRANSTAR — JUKI — NEC
You want it? We've got it!

GET ON LINE!

Modems from Hayes and NEC. Call for latest prices.



NOW AVAILABLE!

Skyline's Risk-Free diskettes and data cassettes — so good that they're guaranteed for as long as you own them!



"No Bull"

10 diskettes, sleeves, labels, and write protect tabs — \$19.95
12 data cassettes, boxes, and labels — \$8.00

  UPS C.O.D. order gladly accepted, \$2.00 additional.

We Love Canadian Orders!
Inquire For Foreign Shipping

FAST ORDER LINE (312) 286-0762
24-HR MODEM ORDER LINE
(312) 286-9015

ORDERING INFORMATION

*\$10 shipping, handling & insurance on printers. Amdisk, and monitors. \$5 on modems, \$2 on all other orders. All prices U.S. funds.

Skyline Marketing Corp. 4510 W. Irving Park Rd. Chicago, IL 60641

FREE GIFT

Use of our order forms qualifies you for a free gift with your order. Get on our mailing list now for order forms.

COUPON

NAME _____ Dept. C
ADDRESS _____
CITY _____ STATE _____ ZIP _____



NEW GOOD STUFF FOR EVERY COLOR COMPUTER!

MAGIGRAPH—Turn your Color Computer into a graphic design center with the ease of a keystroke! **MagiGraph** makes it simple to create highly detailed figures up to and including an entire high-resolution screen. Designed for those with some experience in Basic and Assembly Language programming, **MagiGraph** includes: A full set of logical and pixel manipulation functions; a design editor; nine animation buffers; versatile I/O routines. If you're looking for the finest graphic development utility available for your computer, THIS IS IT! Cassette \$34.95 (16K required); Disk \$39.95 (32K Extended Color BASIC required); Amdisk cartridge \$44.95.

CSPPOOL: COLOR COMPUTER PRINT SPOOLER

—Stop Waiting Around for the Printer! **CSPPOOL** allows you to use your printer and computer concurrently, takes only 26 bytes of Color Basic's memory, and gives you 32K of print buffer. It's like having two computers in one! By intercepting characters sent to the printer and storing them in the upper 32K of RAM, **CSPPOOL** allows you to run other programs while your printer is doing its job. **CSPPOOL** is FREE with the purchase of a 64K RAM UPGRADE KIT from The Micro Works, or it may be purchased separately on cassette or diskette for \$19.95. Requires 64K; not for FLEX or OS9.

64K MEMORY UPGRADE KIT: For Rev. levels E, ET, NC, TDP-100s, and Color Computer II. Eight prime 64K RAM chips, instructions, and **CSPPOOL**: \$64.95.

MACRO-80C: DISK-BASED EDITOR, ASSEMBLER AND MONITOR

—A powerful 2-pass macro assembler with conditional assembly, local labels, include files and cross referenced symbol tables. Supports the complete Motorola 6809 and 6800 instruction sets in standard source format. Incorporating all the features of our Rompack-based assembler (SDS-80C), **MACRO-80C** contains many more useful instructions and pseudo-ops which aid the programmer and add power and flexibility. The screen-oriented editor is designed for efficient and easy editing of assembly language programs.

MACRO-80C allows global changes and moving / copying blocks of text. You can edit lines of assembly source which exceed 32 characters. Also includes DCBUG, a machine language monitor which allows examining and altering of memory, setting break points, etc. **MACRO-80C**—along with sample programs—comes on one Radio Shack compatible disk. Extensive documentation. \$99.95

MICRO WORKS COLOR FORTH—This Rompack contains everything you need to run Forth on your Color Computer. **COLOR FORTH** consists of the standard Forth Interest Group (FIG) implementation plus most of FORTH-79. Includes super screen editor with split screen display, a decompiler and other aids for learning more about this fascinating language. Uses Hi-Res graphics, joysticks and sounds. Includes 112-page manual with a glossary of system-specific words, full standard FIG glossary and complete source listing. **MICRO WORKS COLOR FORTH... THE BEST!** \$109.95

SDS-80C—Our famous Rompack editor, assembler and monitor. Complete manual included with this comprehensive software development system. \$89.95

PARALLEL PRINTER INTERFACE—Serial to parallel converter allows use of all standard parallel printers. 600 or 2400 baud. P180C: \$59.95

MICROTEXT COMMUNICATIONS ROMPACK

—Allows you to get printouts while using your modem. Also download to cassette. General purpose terminal Rompack: \$59.95

Write or call for information about our complete range of products for every Color Computer!

THE MICRO WORKS

P.O. BOX 1110-B
Del Mar, CA 92014
(619) 942-2400

California Residents
add 6% Tax
MasterCard/Visa and
COD Accepted

Circle No. 160 on Reader Service Card

DEFUSR

to 7 bits allows Scripsit to work properly, and still list programs without problems. Is the printer adding the extra bit when it sees a 7 bit code?

I've also found that setting the printer for the TRS-80 character code produces a Right Arrow in place of the exponential function caret. When I reset the printer to standard ASCII, the correct caret character prints.

— W. H.,
Cleveland Heights, OH

To determine the board revision you have, remove the screws in the bottom of the computer and take off the case top (this voids your warranty).

Look on the right side of the printed circuit board, between the ROMpak port and the keyboard. You should see a serial number followed by a letter. The letter indicates your computer's revision type. If a letter isn't there, you have the board commonly labeled F.

No, the printer doesn't add an extra bit when it receives a 7 bit code.

The problem with your 82A is that Scripsit sends only 7 bit codes to the printer. The printer, expecting to receive 8 bit codes, quickly gets out of step with Scripsit, and garbage results. The only solution is to switch the printer to 7 bit mode whenever you want to use Scripsit.

Do you know if there's a book similar to *What's Where In the Apple* that lists all the Color Computer's memory locations and their uses? I really enjoy using assembly language and such a book would be a big help.

— G. S.,
New Martinsville, WV

The Color Computer Magazine has a multi-part disassembly of both Color Basic and Extended Color Basic, starting in the July 1983 issue. The

April 1983 issue has "The Map," a guide to the first 512 bytes of RAM, the area reserved by Basic for special purposes.

Spectral Associates (3416 South 90th, Tacoma, WA 98409) sells a set of books covering the Color Computer ROMs: *Color Basic Unraveled*, \$19.95; *Extended Basic Unraveled*, \$19.95; *Disk Basic Unraveled*, \$19.95. All three are available for \$49.95.

Spectrum Projects (93-15 86th Drive, Woodhaven, NY 11421) sells the "Color Computer Memory Map" by Bob Russel for \$12.

Applause is in order for the 64K upgrade instructions in the October 1983 issue of *The Color Computer Magazine*.

While performing the upgrade on an E board I noticed two problems: instruction 4 tells you to move the jumper below C44 to the 16/32K position. The computer and technical manual show the 4/16K position, but no 32K position. Where is it?

Secondly, instruction 6 requires that I solder two staking pins next to U29. I find three pins next to U29. Which two do I solder?

— J. G.,
Steamboat Springs, CO

The jumper in question (made of three staking pins and a 2-pin-wide jumper connector) has a 4K position and a 16/32K position (labeled 16K). Just move the jumper to the 16K position. The technical manual, unless you asked for the addendum for the revision E board, only shows the diagram for the D board.

The staking pins next to U29 are designed to use the same jumper connector as above. Solder the pin labeled "low" to the center pin.

I purchased the Disk Graphics program from Radio Shack. This program is everything I expected it to be, except it won't work with my DMP-120.

Radio Shack simply states that this program won't work with the DMP-120 printer. The program manual states that it will work with all Radio Shack dot-matrix printers with graphics capabilities, of which the DMP-120 is one.

Radio Shack offered to refund my money for the program, but I really enjoy the graphics this program produces. Do you know any way to get the program to work with the DMP-120 printer?

— C. M., Cut Off, LA

Sorry to hear about the problem, but I can't help you. Does anyone else have a solution?

I have three HM66116LP-3 static RAM chips but don't know the pin-outs for them. Can I put one into the socket for the Extended Basic ROM and expect it to work?

I also have eight MCM6665AP15 chips, but am afraid to put them into the Color Computer. *Microprocessor's Data Manual* says that for 0000H to FFEFH "S=0 if R/W=1, but S=3 if R/W=0 for C000H to FFEFH, S=2 if R/W=0 for A000H to 8FFF, and S=1 if R/W=0 for 8000H to 9FFFH" (page 4-648 and 4-649). Does this mean that the upper 32K RAM is Read-only and a Write to these locations will be to the Basic ROM or cartridge port ROM?

Your magazine has given instructions on installing these 64K RAMs that infer I will have use of all 64K RAM. Can you explain this seeming contradiction?

— T. D., Ontario, Canada

The static RAMs, which are 2K, won't work in the Extended Basic socket. First, that socket is wired for an 8K chip. Second, the pin-outs aren't precisely compatible; I don't have pin-outs for them or I'd print them for you. Third, the SAM chip expects to see a ROM chip at that address, and writing to ROM doesn't accomplish anything.

This leads to your second problem: the SAM chip holds two fixed memory maps. The first map divides the 64K address range (0000H to FFEH) into two sections: a lower read-and-write bank of 32K RAM and an upper read-only bank of 32K ROM. The second map is a 64K all-RAM read-and-write section. To switch from one map to another is simple — write anything to FFDF hex to set the computer to the 32K RAM/32K ROM map, and write anything to FFDE hex to set the SAM to the 64K RAM mode.

The problem is that by switching to the all-RAM mode you automatically lose all access to your Basic ROMs. If you POKE &HFFDE from Basic your computer stops working (don't forget that the ROMs tell the 6809 CPU how to talk to the keyboard, video, cassette, joysticks, and disk drives, if you have them).

What all that really means is that the computer is usually divided into two distinct operational modes — the normal 32K RAM with 32K ROM Basic, and an optional all-RAM section, where the ROMs have been switched out with RAM replacing them. This is what the Motorola manual was trying to tell you.

Practically speaking, if you want to use the full 64K RAMs, and don't make any ROM calls for data I/O (input/output), you can load your machine code program from cassette or disk to RAM (which by default is the lower 32K). When you execute the program, the first thing it should do is switch out the ROMs, automatically switching in the RAMs.

If you want your program at the top of memory, the next step would be to have your program move itself from the lower 32K bank to the upper 32K bank.

Since the ROMs are no longer available to you, your program must contain all its I/O routines. ■

PRO-COLOR-SERIES

THE BEST JUST GOT BETTER

PRO-COLOR-FILE *ENHANCED* \$79.95

PRO-COLOR-FILE has become one of the most respected database programs ever developed for the Color Computer. Whether it's for home or business, PRO-COLOR-FILE lets you design your own sophisticated database tailored to your needs.

60 DATA FIELDS available for each record to store information
1020 BYTES for each record can be used if needed
1 - 4 DISK DRIVES can be used to maximize storage capacity
4 COLOR DATA ENTRY screens can be custom designed
28 MATH EQUATIONS can be setup to perform calculations
POST ACCOUNTS routine performs calculations on an entire file
DUPLICATE RECORDS or FIELDS from previous entries
SORT ENTIRE FILE on 3 fields at one time
SELECT ANY SIZE FILE whether it's 200 or 2000 records
SELECT SUB-SETS of file for sorting or reporting
SCAN FILES alphabetical by any field
SUMMARIZE FILES to find totals, averages, low and hi values
8 REPORT FORMATS for obtaining hard or soft copy reports
6 LABEL FORMATS for 1 to 10 across labels & 1 to 30 lines/label
PASSWORD PROTECTION for limited access to data and reports

PRO-COLOR-FILE was so well received that over 70% of the owners of the original version ordered the PRO-COLOR-FILE *ENHANCED* upgrade in the first 2 weeks of its introduction. Find out for yourself why people in almost every state, Canada, South America, and even the Far East and Europe have turned to PRO-COLOR-FILE *ENHANCED* for their information management needs.

PRO-COLOR-FORMS \$39.95

This application software allows data which is stored using PRO-COLOR-FILE to be printed anywhere on a full sheet of paper. Use it to print data on pre-printed forms or use it to design your own forms. Use PRO-COLOR-FORMS to create letters for mass mail-outs that have a personal touch by being able to insert names and addresses anywhere within the letter. Design and redesign up to 6 forms with user defined parameters such as printer width and lines per page. Supports embedded printer control codes from ASCII 0 to 31.

PRO-COLOR-DIR \$24.95

Tired of not knowing which diskette has that program you're looking for? PRO-COLOR-DIRECTORY will create a data file of all your disk directories that can be used by PRO-COLOR-FILE to generate alphabetized reports for easy reference. PRO-COLOR-DIR will store a diskette ID name, filename, extension, file type, number of grants allocated, number of sectors allocated, number of sectors used, machine language addresses and length, date it was created and date it was updated. 1000 entries are easily stored on one diskette!

All programs require a 32k Disk with at least one disk drive. PRO-COLOR-FORMS and PRO-COLOR-DIR require PRO-COLOR-FILE to be used. All programs (c) 1983 by Derringer Software, Inc.

See your local dealer or send check or money order to:
DERRINGER SOFTWARE, INC., P.O. Box 5300, Florence, South Carolina 29502. Visa/MC customers call (803)665-5676
Add \$3.50 S&H - Available on AMDISK (Add \$5.00).
S.C. residents add required sales tax.

END OF FILE END OF FILE END OF FILE

Whenever we buy a non-Radio Shack product we almost always buy it through the mail, often without ever having seen or used the product firsthand. We are trusting people.

We at **The Color Computer Magazine** occasionally receive mail commending or condemning an advertiser for excellent or abysmal mail-order service. Most of the mail is of the praising variety. We can assume that the lack of condemning mail reflects the lack of problems you have had in dealing with our mail-order advertisers. That is good, and as it should be. The people who make products for our Color Computer are worthy of our trust.

When that trust is abused, however, it casts an ugly shadow on the way everyone else does business. Almost every I-had-a-bad-experience letter we receive makes a statement similar to, "I'll think twice or three times before placing another order with a mail-order advertiser." In the mail-order business it's possible to have one bad egg spoil the basket. And that's not right.

If a corporation successfully bribes a public official does that mean all corporations and public officials are corrupt? No. If I fly Delta and have a bumpy flight does that mean every time I fly Delta the ride will be frightening? No. Then, if Mail Order Inc. is slow to refund my money for one of their products, does that mean Buy By Mail Inc. is also slow? No.

Because you have limited in-store shopping opportunities for Color Computer products, manufacturers and mail-order vendors must be accountable to your concerns. Almost everyone in the market today is doing so. When a bad egg turns up all of us must work together to fix the problem.

In the past we have dealt with prob-

lems by serving as a consumer advocate for our readers. When a complaint letter comes in this is what we do: The complaint is evaluated. If it deals with a refund or the customer has waited a reasonable time but no product has arrived, we send a copy of the letter to the vendor with a letter from us asking that the vendor fix the problem and let us know what they've done and when they've done it. We also write to the reader letting them know we've taken this action and ask them to contact us again if the problem isn't resolved soon.

If the complaint deals with product performance, we make a judgment on the legitimacy of the complaint. Since we are familiar with most products, we are usually aware of their good and bad points. If we feel the reader is expecting more than he should from the product we write and say so. Once again copies of the correspondence are sent to the vendor. If we feel the complaint is justified, we forward the customer's letter to the manufacturer along with a cover letter from us requesting satisfaction.

In each instance we merely attempt to arbitrate a reasonable settlement; either to attain satisfaction for the reader, or to defend the vendor.

But when a problem comes to our attention that has, or will, affect more people than just the letter writer, we take even more decisive action.

Copies of the correspondence are sent to the vendor. A letter from us requests a response for publication alongside the complaint letter(s). If we do not receive a response in a short but reasonable amount of time, we follow up with a phone call. Once the response deadline has passed we prepare the letter and vendor's reply (if

there is one) for publication in the next issue of the magazine. It is then up to you to decide whether the vendor's response is satisfactory, or proper amends have been made.

If we feel the infraction was unusually bad, the chances of improvement very remote, and many readers likely to be adversely affected, we cancel the vendor's advertising contract, eliminating his access to you.

Producers of *Color Computer* software and add-on devices have an excellent track record for providing good service via the various postal services available. We have not had to publish very many letters complaining about mail order service. We are not consumer advocates by trade, we are information publishers. We are *Color Computerists*. We don't have to play Consumer Police very often, but we will whenever you let us know of a problem.

The Color Computer Magazine is published for, and written by you, our readers, not our advertisers. It is your interests we consider before doing anything — absolutely everything. Our advertisers, including Radio Shack, speak to you via their advertisements and continued *Color Computer* support. It is our purpose to share information and entertain you, user to user; and it is our intention to teach you, enthusiast to enthusiast.

Before you buy always carefully read the product's advertisement to be sure its stated claims meet your needs. Then check for a review of the product in your issues of **The Color Computer Magazine** to see how we felt the product stacked up against its advertised claims. If all is satisfactory, then order through the mail with confidence.

— K.L., *Editor-in-Chief*

FOR NEXT (09,84)

September heralds the return of school days, and teachers and parents are busily preparing for the upcoming educational year. To get you off to the right start, be sure to read our annual Education issue, next month. Some old favorites will be with us — Lynn Davis with a teacher's electronic gradebook; Craig Dickenson with advice for parents on The Information Age; Norman Garrett with hints on how to buy educational software; and two young fellows from the Asa Adams School who have some very realistic ideas about what's hot (and what's not) in education software. Be sure to get this issue for your library — these are just a few of the gems we have ready for you!

**SEND
FOR FREE
CATALOG**



**Dealer
inquiries
invited**

ABC'S IN COLOR

In the ABC program, all 26 letters spring up in color to the familiar ABC tune. Then, colorful detailed pictures depicting each individual letter of the alphabet appear one by one. Your child's fascination will mount as he or she correctly presses the letter on the keyboard and is rewarded with a musical tune before the next detailed picture is drawn line by line onto the screen: AIRPLANE for A, BUS for B, CLOWN for C and so on to ZEBRA for Z. Truly a must program for the preschool to first grade age group!



CoCo 16K ECB Tape: \$19.95 Disk: \$25.95

CRISS—CROSS MATH

As the program begins, your child is presented with a nine square playing board. It is your choice as to which square you choose. After a choice is made, a MATH PROBLEM appears in the square. You score your first X by answering the problem correctly. If your answer is incorrect, the square clears and your opponent is allowed his choice of squares. The game is over when three squares vertically, horizontally, or diagonally are won by the same player. When playing against the computer, every answer you get wrong is won by the computer. Multi-level ADDITION AND SUBTRACTION program.

CoCo 16K Tape: \$12.95

FRACTIONS

SIDE ONE: Fraction Lessons, explains fractions with the aid of graphics. Child studies the different ways fractions can be represented. Lessons include:

- IMPROPER FRACTIONS
- MIXED FRACTIONS
- PROPER FRACTIONS

Many educators have praised the use of motion and color to display the fractional equivalents.

SIDE TWO: Fraction practice, offers a random computer generated quiz.

Atari 16k Tape: \$19.95

CoCo 16k Tape: \$19.95

JOYSTICK DRAW

Joystick Draw is the simple way to explore your artistic talents! Program operation is easy enough for a child to use, but effective enough that TCE uses it to design many sophisticated high-resolution graphic screens. Joystick Draw's design allows you or your child to save those masterpieces for future revisions or for use in other programs (instructions included). Your child will spend many hours enjoying this program and at the same time improving his or her eye hand coordination! You will find Joystick Draw to be an easy way to design those more sophisticated graphics for your own programs!

CoCo 16K ECB Tape: \$16.95



**Additional Educational Software available
for Color Computer, TDP 100, Atari®,
Apple®, Commodore 64®, and VIC 20®.**



SPELL BOMBER

As captain of your ship, you must destroy the enemy bomber by spelling the mystery word. In this exciting and educational game the bomber gets closer with each inaccurate letter. You have only EIGHT tries to guess the mystery word or your ship will be bombed! If you guess the word correctly, GENERAL QUARTERS will sound and your ship will fire a missile to destroy the bomber, Three levels are available: EASY, MEDIUM, and HARD. Challenging for all ages!

Atari 16K Tape: \$18.95

CoCo 16k ECB Tape: \$18.95 Disk: \$22.95

Vic 20 13k Tape: \$18.95

SPELLING BEE

The word is pronounced vocally and it is up to you to type in the correct spelling. If wrong, the computer will be your friend and flash the word on the screen for just an instant. OK! Try typing the word in again. STILL WRONG! The computer wants success and allows you to see the word again this time a little longer. If you just can't spell the word, the computer realizes you need to learn to spell the word and leaves the word on the screen for you to copy. Try your best and the computer has a surprise for your reward!

SPELLING BEE I . . . GRADE 1 & 2 SPELLING BEE III . . . GRADE 5 & 6

SPELLING BEE II . . . GRADE 3 & 4 SPELLING BEE IV . . . GRADE 7 & 8

CoCo 16k ECB TAPE: \$16.95 Each

TC—INVENTORY

Many insurance companies offer a discount for policy holders which have complete inventories on file. TC — Inventory is designed to help you organize, maintain, and compile the personal belongings of your home. Program is user friendly and menu driven. TC — Inventory allows input for location of item, price of item, serial number of item, date of purchase, and a text written description of the item. Don't put off recording your personal belongings until its too late. Requires printer for hard copy.

CoCo 32k ECB Tape: \$16.95

TEACHING CLOCK



Torn between teaching time on a digital or a conventional (face and hands) clock? Well, this program combines the two using high resolution graphics and prompts! Your child will learn to tell time with the aid of a specially designed CLOCK! Child enters the time, if wrong, the center of the clock displays a graphic aid. If the child is correct a musical reward is heard. Program offers three levels: hours, quarter hours, and five minute intervals.

Apple 48k Disk: \$19.95

Atari 32k Tape: \$16.95

CoCo 16k ECB Disk: \$19.95 Tape: \$16.95

P.O. Box 2477 Gaithersburg, Maryland 20879 (301) 963-3848

WE MADE THE BEST EVEN BETTER.

Radio Shack's TRS-80® Color Computer 2 Comes with 64K Memory!

Your Best Value. We took our most popular family computer and improved it! Now our compact Color Computer 2 comes with an electric typewriter-style keyboard and 64,000 characters of internal memory! Included tutorial manuals show how easy it is to create stunning high-resolution graphics in eight colors using simple one-line commands.

Learn at Home. Cassette software programs featuring Walt Disney® and Sesame Street® characters can provide an entertaining way for kids to sharpen math and reading skills at home.

Available Nationwide. See the TRS-80 Color Computer 2 at your nearby Radio Shack Computer Center, participating store or dealer today.



64K Color Computer 2
With Extended BASIC

25995

26-3127

TV not included

AS LOW AS
 \$26 PER
MONTH

Circle No. 50 on Reader Service Card

Prices apply at participating Radio Shack stores and dealers. Disney software and characters ©1983 Walt Disney Productions. Sesame Street is a trademark of Children's Television Workshop.

Available at over 1200
Radio Shack Computer Centers and at
participating Radio Shack stores and dealers

Radio Shack®
COMPUTER CENTERS

A DIVISION OF TANDY CORPORATION