

# Glenside Color Computer Club

A SUBSIDIARY OF 'GLENSIDE U.'

EDITOR:  
EDWIN G.  
HATHAWAY

CO CO ~ 1 2 3

## JANUARY NEWSLETTER - HAPPY NEW YEAR -

As we open the door to yet another CoCo New Year, I have to sit back and try to digest the year gone by. It will not be easy because 1986 was flat out a banner year for the Glenside Color Computer Club! Our membership almost doubled in size during '86, we welcomed in a new Club BBS, an expanded Newsletter and every meeting was filled with product presentations and people. But as they say down in the salt mines, "That was last year!"

With 1987 we have a new challenge before us, the CoCo-III! This new and improved little bugger could very well push us into many more years yet to come. No, we will not forget about all the CoCo I & II's out there. How could we, those machines were and are the life line of Glenside. We made computer history with these systems and we will continue to add new pages as more hands reach into the land of III. When you think about it, we have the best of two computer generations under our belt and a third unfolding right before our eyes.

This issue of CoCo-1 2 3 should be a very special one. All of the featured articles will be about one subject matter; 'TAKING YOUR COLOR COMPUTER TO WORK'. The articles will be of first hand experience of how the CoCo earns it's keep. Throughout 1987, we are planning to have other special (theme) issues centered around one subject matter. When we establish these themes we will let you all know in advance. That way will have some idea of the subject and can contribute an article.

Going into January I have some real exciting news. First, we have 5 (count 'em), five new members to welcome to Glenside. Some of these new members are transfers from NICCC (Northern Illinois Color Computer Club) while others come to us through our Club listing in Rainbow Magazine. Welcome again to Glenside. Secondly, the February

issue of Rainbow will have a little bit of Glenside in it again. In Marty Goodman's article, Club Vice President Joe Register, has a featured question being answered regarding the different monitors available for the CoCo III. Lastly, in Howard Medical's ad you will see that we have joined forces with Howard offering software called, 'COLORING BOOK'. Please read the article entitled, CLUB ANNOUNCEMENT in this issue to get a taste of what was done. We will be talking about this during the January 8th membership meeting.

With the last bit of information now public, we have completed every Club objective set. What was holding us back from a clean objective sweep in 1986 was getting or having published software. Well the wait is over! I have a very special thanks to Ross Litton of Howard Medical for giving Glenside a shot and thanks to everyone who helped see this major objective through.

On behalf of myself, thanks to all for making 1986 the year of years. Together, 1987 does not stand a chance! See ya all on January 8th. & HAPPY NEW YEAR...

### INSIDE CO CO ~ 1 2 3

Driver Education.....	Page 2
"WHY" to "HOW".....	Page 4
CoCoRama BBS.....	Page 6
New Members.....	Page 8
Tid-Bits.....	Page 9

## DRIVER EDUCATION

By Ron Steinberg

I hope everyone had a nice holiday. I have received my new COCO three and have been busy computing. One night while trying to decide between using my model IV for telecommunications or my new COCO III for graphics my mind wandered back to the three COCO 1's and the one COCO II that still reside in my house. Whats going to happen to these units? After all, They were just toys, right? WRONG!

I'm reading exciting stories every month in the RAINBOW about the new COCO III and the great things it will do. Jim Reed, Lonnie Falk and Marty Goodman have all had interesting things to tell us about the COCO III and it's peripherals. My Model IV takes up more and more of my time while I try to figure out LDOS, TRSDOS and what JCL and FILTERS are. I spend time reading 80 MICRO and BYTE to stay up on what BIG BLUE and all of his imitators are doing with the 16 bit CPU's. Now, I would like to tell you a story about "a little computer that thought it could."

The remanufacturing firm that I work for has a mainframe that is still being debuged. The computer cost us over forty thousand dollars with the Unix Operating System. Now, I brought a COCO II into my plant about two years ago and have been using it to keep track of some simple things. Just recently we have closed down our other plant and ALL remanufacturing is being done at my plant. My boss, the President, came to me one day about three weeks ago and asked me for help and information on our sales, inventory, in process and rough stock. I told him that I didn't have all the information on hand at this time and that the one computer that I had might not handle all of the information that he wanted! He told me to go out and buy an IBM! WOW!

NOW, this is not an opportunity that computer hobbyist like ourselves would pass up, right? WRONG AGAIN!

I told him that I have had very little experience on MS-DOS machines (I want to tho) and it would take me awhile to get one on line and supplying the information that he wanted. I took the plunge! I told him that for about nine hundred dollars I could set up another COCO system and get him what he was looking for. You know what, faster than you could say "P-51" he told me to get it! Now I've done it I thought. Let me tell you, I have put in 80 hour weeks the first three weeks before Christmas but it is paying off. A COCO success story is being made and I get to share in it.

The two COCO II's are running Color Profile (data base), Dynacalc (spreadsheet) and VIP WRITER (word processor) like a charm. The COCO'S are handing out more information than even I though was possible! WE (me and the COCO's) are handling 1,000 different part numbers on the data base with: last year sales; current monthly sales; current inventory of SKU's; a listing of four in process inventories; back orders and a description of the item for each part number (and more). WE tell everyone what we have, what we don't have, and when to manufacture each item so we don't run out of it! My boss says WOW!

WE also use the data base for all of our personnel files on 65 employees. Names, addresses and everything needed to satisfy EEO requirements and keep the federal government happy. Want a seniority list, a job list or clock number list of employees? Let me press a button! Two Star printers are just waiting to make hard copies.

WE also track plant production on the spread sheet. WE tell the production people how much is where, who's not producing and how many defects are being made. My boss calls it the PULSE BEAT! Side Wise puts the spread sheet (45 columns by 47 rows) right out to the Stars so everyone can see. WE don't let anyone miss a BEAT!

Whats a type writer? When my secretary found out how to use VIP WRITER she wanted to throw away the type writer. Now we still keep hard copies. But, if changes have to be made to a letter or an information slip that is packed with our units, we just pull the original from the "disk!" My printer doesn't even type set my copy anymore because Mrs. COCO and Mr Star do so well!

Now I am looking into bar codes for my stock problems and trying to figure out how to carry a COCO out into the shop! I haven't told you everything that my computer friends are doing for me but they earn one heck of a pay check. I've been working with the COCO for several years now and haven't scratched the surface of what this computer can do! Put my COCO's to pasture? Not until I know everything that they have to teach me. Even then I don't know, COCO does so many things so well .....

Some day Big Blue will come into my plant, but when he does, he will have to salute COCO for a "JOB WELL DONE"!

---

Ron Steinberg is a Plant Manager for a manufacturing firm located in Chicago, IL. He has been a Club member for 3 years and a Board of Director for 1 year.

## MY WORKING COLOR COMPUTER

By David Barnes

I was asked this month to write an article on the business aspect of my CoCo's home use. I am a self-employed contractor installing draperies, mini blinds, and vertical blinds for large department stores such as J.C. Penney's, Carson Pirie Scott, Marshall Fields, and a few others. I needed a way to keep track of my customers, listing all of the vital information of the accounts. The names, addresses, phone numbers, invoice numbers, a little description of the articles installed, my original pick up date of the orders, and the installation date of each order.

I decided that a database would be my best bet. After a lot of hours in Radio Shack, and talking to many people more familiar with computers than myself, I decided to use Pro-Color-File. After a few hours reading the manuals I was ready to go. This program worked out rather well for me as I could search the database simply by entering any of the known information. I once received a call from one of the office personnel requesting some information on a customer, they only had the name, which was spelled wrong, and the phone number. When I searched for the name, no record was found. However when I accessed the files with the phone number, all of the data appeared on the screen and I was able to give the necessary information to the office.

Being self-employed presented me with another problem. What to do with the lengthy process of adding all of my tax deductions at the end of the year? Another fine program, DynaCalc, helped me with this mess of papers. By simply creating 'labels' on the spreadsheet, entering my amounts on a monthly basis, and entering formulas for each of the 'cells', I was then able to compute the amounts spent for gas, vehicle maintenance, etc. DynaCalc would compute all of the items and subtract the totals from my gross income and give me the amount of adjusted gross income on which to pay my taxes, and also a nice print out of the itemized deductions for my accountant to utilize.

At one point during my contracting work, I was not given forms to enter my jobs into. So off once again to Radio Shack I went, Only to find out that they had absolutely nothing that would do what was needed for me. My experience in Basic programming was limited, but I made the best of it and after about two weeks time I had a fine program to do the job for me. Simply by entering the

Continued on Page 4

## SPECIAL THANKS

By Ed Hathaway

During the Christmas holiday I was putting the finishing touches on a drawing program using the X-Pad with the CoCoIII. The program would allow me full access to all 64 colors (16 colors at a time) and to use the X-Pad as a true drawing and painting tablet. Everything was going so smooth that it was a little scary! I kept on wondering to myself just when would the program or my knowledge of Basic give up and crash, leaving me saying, "Nice try but no soap!" On New Years Eve, I was dressing up the program to show off and the worst thing that could happen, happened. With the X-Pad on top of my desk, I reached over to get my program notes to review and at the blink of an eye, the Pad was falling to the floor! When the Pad came to it's untimely rest on the floor, I just sat there in total shock. The Pad was down for the count with the controller and wires still dangling out of the Multi-Pak. A total separation! A life time second flashed by before I powered down to review the damages. At first I thought it was a goner and started making the proper funeral arrangements. As I was packing it's paper coffin I was reminded of Lee Majors and the Six Million Dollar Man and found myself saying, GLENSIDE! We can rebuild it, we have the technology!

I carefully rapped my ailing X-Pad and continued applying CPR. This night, New Years Eve, we were going to visit Dr. Fix-it, Joe Register. Going over to Joe's house this night was a planned event to bring in the new year, bringing my sick X-Pad was a mission of mercy! It was a comforting feeling to know that the good Doctor was in and willing to except a holiday challenge. Under the careful watch of Dr. Steinberg, Joe began to bleed life back into the sea of wire and resistors. Like an expecting father, I found myself pacing between the waiting room and the bar, saying to myself "time, its going to take time." After a hour or so, Dr. Fix-it came to my side shaking his head and muttering words I did not want to hear. The damage was so bad, not one severed wire matched up between the tablet and the controller. Dr. Fix-it was faced with a common problem when dealing with RS hardware, none of the numbered wires on the controller matched up with the tablet numbers. We were dead in the water without a schematic. Going any further would spell certain doom to an already questionable situation.

It was time to call in a specialist. But

Continued on Page 6

## "WHY" to "HOW"

By Joe Register


It's funny how times change. I work in a modern office environment which has more than a moderate sprinkling of green, amber and color cyclops sitting patiently on nearly every desktop. Some are old "dumb" terminals which have less intelligence than a lot of hand-held calculators. Others are state of the art PCs which run at blinding speeds, sporting megabyte memories. Some of these include communication boards that link them to the mainframe processors providing a very powerful individual work station.

My office alone contains a combination of these "productivity boosters" and frankly, I couldn't get along without them. To my colleagues and myself, it seems as though I'm constantly hovering over one or more of these electronic crystal balls, peering into a simulated future. It's even got to the point where some of my die-hard pencil-pushing contemporaries have been hanging around my desk lately, asking a lot more questions than usual about these electronic "toys". During the course of the last year, their questions have been gradually changing from "Why?" to "How?". Even the most skeptical of these inquisitors has noticed the quality and quantity of my work increase through a properly executed computer application.

A lot of these recent converts had made the decision to buy a home computer for Christmas and wanted my advice on what to buy and where to buy it. After all, they had depended on me to guide them along at work, I should be able to do the same for their home computer applications as well. They wanted to know what I used at home, which would surely be the right choice for them too. In many cases, their only restriction was price, although a lot wanted IBM compatibility (whatever that meant?).


Sound familiar? I'm sure many of you were faced with the same dilemma. It's times like these you wish you could fain ignorance and refer them to someone else who knew less and would treat the decision with less responsibility. No matter how much you may know about home computers or perhaps the more you do know, recommending the right home computer purchase for a friend is tough at best. This person has come to you to simplify their decision process and you're about to loose a thousand and one questions on this poor soul that will make him wish he had never heard of computers. Some people deal with this problem by taking the direct approach, blowing the neophyte away with a

Continued on Page 7



MY WORKING COCO..Continued from Page 3  
known information pertaining to the jobs at hand, the CoCo would then compute the billing amounts and then print them in a nice format. I even went so far as to purchase EARS from Speech Systems to allow me to talk to the CoCo to enter the information. It just goes to show that not all programs are for everyone. Sometimes a little time spent on Basic programming could save you many hard earned dollars on purchased software that will not even do what you want it to do. The CoCo has been called a 'toy' by many of the other computer users I know. Well this is one toy I certainly wish I had a few years ago when I first started contracting.

David Barnes is a self-employed contractor for major department stores. He is Vice President in charge of telecommunications for Glenside. His hobbies are bass fishing, handgunning, photography, and Color Computing.



by the Tonkin Reader

As mentioned last month, we will be looking at some of the non-documented MNEMONIC instruction sets found in all computers.

This month we will concentrate on the instruction (destruction) sets that specifically deal with programming and execution of programs. First, let me go over the definition of MNEMONIC. WEBSTER'S New World Dictionary, 1968 edition (this column doesn't pay much, so I have to use an 18 yr. old dictionary), defines the word thus:

\* MNEMONICS (ni-mon'iks), the science or art of improving the memory, as by the use of certain formulas.

I'm not sure about the 'formula' bit, but I KNOW that these MNEMONICS do NOT improve memory!!!!

\* BDM: Branch and Destroy Memory (What did I tell you? It's in your COCO!! I swear it's true!!!!)

\* FSE: Fake Serious Error (Ever pull your hair out...for nothing?)

\* GSI: Garble Subsequent Instructions (It A=Q them gata 15g:exek4099z?????)

\* HEM: Hide Evidence of Malfunction (Even TRON won't work on this one)

\* IKI: Ignore Keyboard Input (The repair centers love this one, "I think the keyboard is broken..")

\* CMN: Convert to MAYAN Numerals (And you thought you hit the wrong command key in your spreadsheet program)

\* JUM: Jeer at Users Mistake (also known as error code messages)

\* NNI: Neglect Next Instruction ("But I told it to close the file before I removed the disk")

\* QVC: Question Valid Command (RUN, you !"#%&'() program!!!!)

\* SCE: Simulate Correct Execution (The program booted, didn't it?)

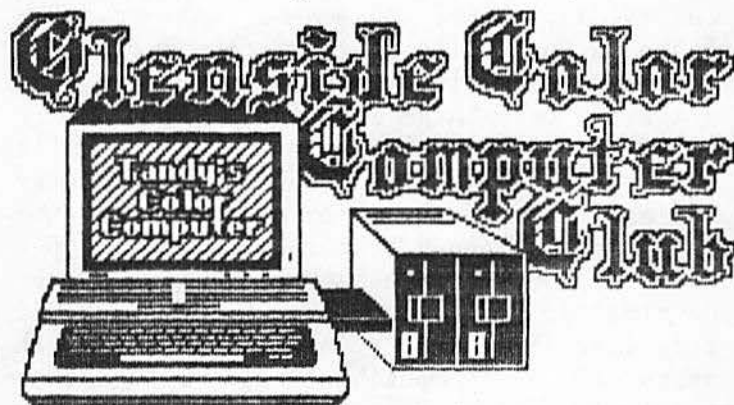
\* WAF: Warn After the Fact (Nothing like knowing when you're about to get an I/O ERROR after you've loaded ten directories into a sort program)

\* XID: eXchange Instructions with Data (So it got a little confused)

\* ZAM: Zero All Memory (Start over. You only lost three hours worth of data input)

Next month, The HHH (Hardware Hackers' Hades) Guide to Troubleshooting. Until then.....RAM ON.

When the December meeting was over I knew that I would have a little trouble trying to report about it. Any time you ask a member of a Public Utility Company to come and speak, you open the door to every possible situation. It's nice to know that Al Vredberg from Illinois Bell Telephone came ready to take the heat of many modem users when he announced the new service and local rate base taking effect in March. This Editor will not pass along any comments (pro or con) about Al's presentation until I see the first 'make-up' bill and have a better feeling as to how it will effect my pocket. I spoke with Al a few days after our meeting and we might be setting up another visit after you have had the chance to digest your own 'make-up' bill. I will and must say thanks to Al Vredberg for coming into the lion's den. Your questions hit him and Illinois Bell right between the eyes!



## CLUB ANNOUNCEMENT

\* Effective in December 1986, SECOND CITY SOFTWARE has given the GLENSIDE COLOR COMPUTER CLUB all marketing and publishing rights to their computer software called Clip Art. Upon receipt of said software, the GLENSIDE COLOR COMPUTER CLUB can use any and all programs for their private and/or commercial use.

\* Effective in January 1987, the GLENSIDE COLOR COMPUTER CLUB will be making available to the HOWARD MEDICAL COMPANY software to be called 'COLORING BOOK'. The HOWARD MEDICAL COMPANY has been given exclusive distribution and sale of said software by the GLENSIDE COLOR COMPUTER CLUB. In exchange, the HOWARD MEDICAL COMPANY has agreed to state in their advertising that the GLENSIDE COLOR COMPUTER CLUB is the source of software to be called 'COLORING BOOK'. In addition, the HOWARD MEDICAL COMPANY has agreed to donate all royalties from the sale of software to be called 'COLORING BOOK' to a non-profit or not-for-profit charity of their choice.

## THE GLENSIDE COCORAMA BBS

By David Barnes - SYSOP

This month we will take a look at CoCoRama's Department menu.

After depressing 'D' for the department section on the main menu you will then be in another section of the BBS. Here you will find downloads, picture files, the answers to the 'Tell Me' section, wanted ads, and the BBS update.

The Magazine section will contain the Glenside Color Computer Club's newsletter. It will always be file #20. Other files will be included in here as time passes. After reading the menu you will be prompted to press a key for the following, <T>op level, <D>epartment, <E>xit, or file #. When entering a file number do not hit enter after the number has been entered, unless it has a number less than 10, then you must hit enter. At this point you will have another set of prompts, <L>ist, <T>ime list, <D>ownload, <C>ft, <X>modem, <A>bort. The list option will list the file for you so you may read it, this option is not available to machine language programs, only on ASCII files. The time list option will allow you 5 seconds to manually open your buffer. The download option will allow the BBS to send an open buffer and close buffer code to your terminal so the program may be downloaded, once again only for ASCII programs. The CFT option is for Colorcom/E users and is compatible only with other terminals using CFT. The xmodem option allows for error free transfers. This is the feature that you will want to use for machine language programs. The xmodem 'NAK' must be sent from the remote terminal program for this to work, read your instructions on how to do this. If you are in doubt, please leave me a message on the BBS listing your terminal program. Odds are I know how to initialize this process. The abort option will bring you back to the other prompt. These prompts will be utilized in almost all of the Department sections which feature downloading.

The Gallery section will support graphic pictures which may be downloaded.

The Download section will contain PD programs available to all users who have filled out the questionnaire.

The Boutique section is an order section for the BBS. I have not decided exactly what to put in place of this section so it will remain for now.

The Story section will be replaced with a Speech/Sound section when disk space allows.

Continued on Page 9

SPECIAL THANKS..Continued from Page 3  
who? Would it be Dr. Goodman? How about Dr. ASCII? Maybe bring Dr. Kildare out of retirement! No, this job called for someone very special. Someone with hands on experience and a working knowledge of a phillips screwdriver. This quest on any given day would be tough to accomplish, but this was New Years Eve, who could we turn to? Time was not on our side. With the X-Pad's future uncertain, our wives on the second batch of 'fuzzy navels', it was time to test the inner workings of the Glenside Color Computer Club. A decision was made to place a call to the world renowned Dr. John Keller! Dr. John had a X-Pad! It was felt that he had the necessary credentials to assist in snatching the jaws of death away from the Hardware Demon and be apart of history in the making... Not only that, Dr. John is a high school student, he would not be out wearing a lamp shade as a hat or dancing in the streets. The task at hand had new life!

With Dr. John on the phone, I with pencil and paper, Dr. Fix-it waiting in the wings and Dr. Steinberg ready to lend moral support or pour a drink, we were ready to reconstruct. The moment was tense. The correct exchange of information was necessary to ensure a successful operation and all parties involved performed their appointed task like craftsman. This New Years Eve was going to be the bench mark of which all others are to be judged by. I can't say for sure, but I believe I felt a tear trickle down as Dr. Fix-it locked in the final screw to what would be the rebirth of my X-Pad.

As the clock struck mid-night, I gave thanks to everyone involved. Thanks again to Joe register (Dr. Fix-it), Ron (Dr. Steinberg) and a very special New Years thanks to Dr. John Keller. Your performance under pressure was something to behold!

---

Ed Hathaway, a Marketing Account Executive for a national publishing company is the President and Newsletter Editor for the Glenside Color Computer Club of Illinois.



WHY to HOW..Continued from Page 4  
barrage guaranteed to bring him to his knees.

Computer Pro:

"What do you want to do with it primarily; es, word processing, financial projections, checkbook balancing, record keeping, recipe filing, educational applications, programming, communications, or what???"

Novice:

"Huh, all those things I guess."

Computer Pro:

"Wow, that's a lot of expensive software!"

"By the way, who's going to use this thing; you, your spouse, children (how many, what ages, what computers do their schools support)???"

Novice:

"My wife and I have two kids, one is eight and the other is a freshman in high school. I don't know what computer the school uses. Is all this really important?"

Computer Pro:

"You bet it is. Hey I almost forgot, is this strictly a home computer or is it to be used for business too (what kind of business, how large, which applications need to be computerized)???. "Are you planning to take work home from the office to use on this computer, which applications and which work computer???"

Novice:

"Jeese, sorry I asked!. Maybe we should think about it for a while first!"

Now, the answers to these questions are important in determining the type of computer a family needs but I'm usually too kind hearted to pose them in such a gatling gun manner. I'll probe in a friendlier way and try to narrow the range to a few acceptable choices. I've always found it's never wise to recommend a specific model unless you really know the complete situation.

After all is said and done, everyone still want's to know the computer I use at home. Without fail, I always relate to Jerry Pournelle's (of Byte magazine fame) response when he's asked the same question. Jerry only is "I'll tell you, but the answer may not be of much help". I explain that I have several computers, each of which is more or less devoted to a specific use. Some of the

equipment is considered old and out-dated, while one is so new it hasn't left the box yet. None of them are IBM compatible and that fact doesn't bother me. I can still bring most work home on IBM formatted disks and utilize the information in a different application on a non-compatible computer. Additionally, I often run one computer as a slave terminal off another to receive benefits I couldn't derive from each computer separately. In the end, I'm comfortable and happy with the equipment I have but would seldom recommend the complete system to a beginner. Why? Because over the years it has taken to accumulate the hardware and software combinations I own, the system has been tailored to meet my needs.

It all boils down to a simple fact that for the most part, there is no right or wrong computer purchase. Personal preference and need has everything to do with a computer choice.

Joe Register is a tire replenishment buyer for a large Chicago based merchandiser. Joe owns a TRS-80 Model 3 & 4 and a Color Computer 2 & 3. He also uses a MS-DOS based mainframe at his place of business.

## MONITORS

### ZENITH

### 123A 12"

- SPECIAL -  
1/8 HEIGHT CASE &  
POWER SUPPLY \$95  
FULL HEIGHT CASE &  
POWER SUPPLY  
\$128.50

This 12" green screen high resolution monitor offers 80 column capability, Zenith quality and a 30 day warranty valid at any of Zenith's 1200 locations.

Retail \$149 **\$67<sup>50</sup>**  
Our price (\$7 shipping)

122A Zenith 12" Amber Screen offers the same 640 dots x 200 dots resolution at 15MHz as the 123A and a 90 day warranty valid at our 1200 locations.

**\$88**  
(\$7 shipping)

Closeout Specials — only 14 in stock. We have a limited number of lesser known color monitors that have been discontinued but are brand new in their original boxes.

**\$149**  
(\$14 shipping)

141 Roland 13" Color Monitor with speaker, 270 dots x 200 dots resolution, 4 MHz band width.

**\$217**  
(\$14 shipping)

131 Zenith 13" Color Monitor has medium resolution with speaker and RGB jack.

**\$168**  
(\$14 shipping)

All monitors require an amplifier circuit to drive the monitor and are mounted inside the color computer. They attach with spring connectors, with two wires extending out of the computer, one for audio and one for video.

VA-1 for monochrome monitors only, fits all color computers

**\$24<sup>45</sup>**  
(\$2 shpg)

VC-4 for monochrome or color, fits all color computers

**\$39<sup>45</sup>**  
(\$2 shpg)

Howard Medical Computers  
(312) 278-1440

## YOUR IGNORING ME!

by Terry Simons  
Mid Iowa Co-Co Club

A very common "side affect" of the home computer is, the feeling of being ignored by Wives, Mothers, and/or Children. In proper perspective; I think we'd agree; without them the computer would be of little value or use. Route 1 is usually is try (in vain) to get them involved with the computer. In the first place; there is nothing written which says they should like everything you do. More to the point; many would agree "the truth is, to some it is very threatening"

Have you heard the expression, "When I get on the phone the kids go wild"? Those kids are very normal people who don't like being ignored. And from their point of view; that's exactly what's happening. It helps a little to talk to them saying, "when your friends are over, you play fine without me, right? Well, I'm doing the same thing, except you can't see my friend on the other phone or modem."

How's com counta' cause??

Because it should be! Human beings are not designed to sit; with others; in the same room for hours without some sort of attentive contact. Yet we do; and really; that's just fine. Does this seem contradictory? Well it is and isn't. I think the Key is perspective and communication.

Communication is most effective when put on the plain simple truth level. Do you love me less while your reading one of your ..... novels, watching ..... on TV, or talking to ..... on the phone? Do you want my interpretation, when you are doing these? I think we both sometimes enjoy the presence of the other. That is your mere presence is a comfort. Even though, I'm busy with my computer and don't want to break concentration, the same way you don't want to stop reading to chat.

A-N-D have you ever noticed your self, "treating the phone a TV show, or the computer as you would an oxygen mask"? I hate to say I have; but without thinking I sometimes do. It's more common then we'd like to admit. Like communication this problem requires action by both parties. You; the Computer user; need to sometimes S-T-O-P; put aside what you're doing for a bit; and talk to the other person. Because they love you, and like yourself want and deserve attention too.

An opinion perhaps but, "I think that's the way God made us. Not a bad idea ,huh?"

## MEETING ANNOUNCEMENT

As a reminder, our next club meeting will be on January 8th. For visitors, we meet at the Glenside Public Library in Glendale Heights. The Library is located on 25 W. Fullerton Ave. and we start our meetings at 7:30pm. Our meetings are open to all TRS-80 computer owners and users. For further information call either Ron Steinberg at 307-0466 or Ed Hathaway at 462-0694. See you in January.



## NEW MEMBERS

I can't think of a better way to kick off the New Year then with the addition of the following new members. Please welcome with me the newest members to the growing family of Glenside;

\* Emil M. Butwell of Downers Grove has a 64K CoCo disk drive system and is a transfer member from NICCC.

\* Bruce Gregory of Bloomingdale has a 64K CoCo disk drive system and comes to Glenside via our Club listing in the January '87 Rainbow Magazine.

\* Robert E. Sturnfield of Bellwood has a 64K CoCo II and a 128K CoCo III disk system and comes to Glenside as a transfer member from NICCC. Robert is a computer programmer for IBM MainFrames by trade.

\* Robert E. Bruhl of Oak Park has a 64K CoCo I disk system and is a transfer member from NICCC.

\* Paul Frank of Buffalo Grove has a 64K CoCo II disk system and is a transfer member from NICCC.

There you have it gentlemen, the start of what should be another banner year for new members. On behalf of all of us, welcome gentlemen, we hope your association with Glenside gives you that much needed shot in the chips!



TID-BITS

The following is some new news and commands you might like to have for the CoCoIII;

\* EXEC&HEO10 will put the III into the II mode. This command will come in handy on some programs not compatible with the III.  
 \* If you want to create special HPRINT commands, use either McPaint, Hardcopy or GraphiCom II fonts. In basic type in, LOADM"filename/SET",&H749D. This will bring in the selected font and offset it. Now, every time you program the HPRINT command, the selected font style will appear. Give it a try or include it into one of your programs.

\* ColorWare's program called, DISK FIX for OS-9 will support 80 track drives. The manual states on Page 10 - DMode section that the program only supports up to 40 tracks.

\* If you just bought a new Multi-Pak for your CoCoIII and the Pak does not have the new PAL chip, do not look to Tandy to up-grade it free of charge (In God we trust and all else pay CASH)!

\* 'Thanks to Marty Goodman for the last two bits of info'.

\* If you have the CoCoIII and the program, GHANA BWANA, do the following to get it working; Load in the Basic program and type in,

```
10 CLEAR 500
20 DSki$0,34,4,A$,B$
30 MID$(A$,106,1)=CHR$(254)
40 MID$(A$,122,1)=CHR$(254)
50 DSKO$0,34,4,A$,B$
```

With this patch typed in, re-save the program back to the disk. NOTE: As always, make sure you are using a BACKUP copy of your original Ghana Bwana disk.

\* Dust off your old X-PAD and plug it into the CoCoIII. Using the programs listed in the manual, change the screen commands over to the new III commands. Try this out;

```
10 PALETTEx,x:HSCREENx:HCOLORx:CMF
20 GOSUB100
30 IFS<>3THEN20
40 HSET(X,Y)
50 X1=X:Y1=Y
60 GOSUB100
70 IFS<>3THENGOTO20
80 HLINE(X1,Y1)-(X,Y),PSET
90 GOTO50
100 X=PEEK(65376):Y=PEEK(65377):S=PEEK(65378):RETURN
```

Where ever there is a 'x', put in your own commands. The only draw back is that the X-Pad will not draw on the entire HSCREEN because of the hardware limitation.

GLENSIDE COCORAMA..Continued from Page 6

The Wanted section displays ads by users for items needed or for sale, check it out.

The Update section will contain BBS updates as they become effective. This will be the file to access to save time in the future, it will save you time by notifying you of the new downloads and features in the BBS.

The Answers section will display the kudos and complaints of users on the system.

The Top feature will allow you to return to the main menu.

The Exit option will allow you to leave the BBS without returning to the main menu.

Tips: Remember to watch the time remaining on the system which is displayed on the main menu before downloading any files, if you should run out of time the BBS will log you off of the system during a download resulting in a partial download.

The BBS is now running at 1200 baud with true carrier detect. When logging on DO NOT press a key to get the BBS started. The BBS will start 3 to 5 seconds after a true carrier has been detected. Pressing a key beforehand will garble the IDcode entry, as the BBS does have a type ahead feature. Also, please hang up when you see the prompt to do so. The BBS expects YOU to drop the carrier first, and will not terminate the session until you do. Also if you are a registered user and the BBS prompts you for your full name, hit enter and then re-enter your logon IDcode. Garbage characters may be the problem.

David Barnes is a self-employed contractor for major department stores. He is Vice President in charge of telecommunications for Glenside. His hobbies are bass fishing, handgunning, photography, and Color Computing.



This is a  
**Colorama Board**  
 supported by,  
**THE GLENSIDE COLOR**  
**COMPUTER CLUB**  
 SYSOP: DAVID BARNES

**\*\* FOR SALE \*\***

\* VIDEO PULS MONITOR DRIVER. Will drive a color or monochrome monitor using the CoCo I&II, asking \$15. CALL ED HATHAWAY AT 462-0694.

\* IBM SELECTRIC 2 - PRINT WHEEL TYPEWRITER. 5 years young, just cleaned and adjusted. This typewriter prints 132 characters and is in perfect condition. Asking \$225.

\* DMP 110 - RADIO SHACK DOT MATRIX PRINTER. 1 year young and in perfect condition. Uses 9.5 by 11 track paper. Asking \$200. CALL CAMILLE CHARLIER AT 893-0162 AFTER 4:30pm.

\* AVATEX 300 BAUD MODEM. This is a direct connect modem compatible with the Color Computer. There are a few left at \$28 so place your order today. CALL JOHN CHASTEEN AT 860-2580

\* 64K TDP 100 (COCO "F" OR "NC" BOARD) HIGH PROFILE KEYBOARD, ALL CABLES, MANUALS, 1 ROMPAC GAME, \$ 75.00

\* RADIO SHACK DRIVE W/ CONTROLLER & CABLE, HORIZONTAL CASE & POWER SUPPLY. OWNER IS ASKING \$150.00 OR BEST OFFER

\* LOOKING FOR TRUE LOWERCASE IN YOUR GRAYCASE COCO? TRY THIS OUT!!! EASY INSTALLING BOARD BY COCO DEVICES only \$35.00 (WILL ACTULLY WORK IN ANY COCO THAT HAS A SOCKETED VDG CHIP)

\* 64K COCO 2: HIGH PROFILE KEYBOARD, W/ MANUALS & HOOK-UPS CALL CARL DIRECT @ (815)568-6746

\* CGP 115 W/ DUST COVER: CALL LARRY PANTYKA (312)837-4201 ASKING \$30.00

\*\*\*\*\*SKYHAWK ENTERPRIZES\*\*\*\*\*

CUSTOM EPROM BURNING

DECEMBER CHRISTMAS SPECIAL

SUBMIT YOUR BINARY FILE &

SPECIFY EPROM TYPE BEFORE

12 MDNT, DEC 31, AND RECIEVE

A 25% DISCOUNT ON THE TOTAL COST

CALL TONY PODRAZA AT (312)428-3576

\*\*\*\*\*

**JANUARY MEETING REVIEW**

I am not going to spoil all the special effects you well be seeing during the January meeting in this article. I will however, tell you that V.P. Joe Register has something cooking that to some of you will be outstanding while others will find it amazing. To see the back side of computers, you will not want to miss this meeting. Before the start of the January meeting will the following people PLEASE visit with we (Ed Hathaway);

Don Cvetko - Keith Gerue - Tom Mills

Dan Stevens - Elmer Williams

Thanks.

////////////////////////////////////

**FOR SALE**

64K - CoCo II

4 months old - \$80

CGP 220 Color Printer \$210  
Banana Gorilla Dot Matrix Printer  
w/Parallel Printer Cable \$70 (new)

300 Baud Modem w/CoCo Cable \$35  
CoCo Touch Pad \$20  
1 Kraft Delux Joystick \$20  
1 Wico Joystick \$20

J&M Disk Controller (DC-4) w/Parallel  
Printer Port; JDOS & RS-DOS; 1/2 Height  
Double Sided Drive w/case \$250  
1/2 Height Double Sided Bare Drive \$90  
Radio Shack Disk Controller \$50

Gold Star 13 inch Color Monitor \$110

**Assorted Rom Paks**

Dragon Fire Wildcatting Roman Checkers  
BridgeTutor DragonQuest Audio Analyzer  
CastleGuard Art Gallery Gomoku & Renju  
Color Scripsit & MORE. All for \$60

FOR ANY OR ALL ITEMS CALL

Les Jones at 323-3280

Richard Skrydlak at 968-0989

////////////////////////////////////



\* NOTICE: Materials contained herein may be reproduced in whole or in part unless otherwise indicated. Please quote source as

GLENSIDE COLOR COMPUTER CLUB of ILLINOIS

Editor: Ed Hathaway

Contributing Writers: Keith Gerue  
Floyd

Joe Register

Ron Steinberg

David Barnes

The Tonkin Reader

Graphics & Designs: Second City Software

Glenside Color Computer Club-CoCo 1-2-3 is published monthly. Subscriptions to nonmembers are available for an annual fee of \$12. Make checks or money orders payable to Edwin C. Hathaway, and mail to Stevenson Drive Glendale Hts., IL 60159. All subscriptions will begin with the next available issue.

## MODIFYING THE MULTI-PAK INTERFACE

FOR USE WITH THE COLOR COMPUTER III

BY GAY CRAWFORD; KANSAS CITY CO-CO CLUB

All MultiPak Interfaces, even those you purchase tomorrow, will require a modification in order to be used successfully with the full features of the CoCo 3.

The problem according to Radio Shack in their Technical Bulletin #CC-29 is that the area that the data buffer in the MultiPak enables I/O access in the address range of \$FF40 through \$FF9F. Only the address \$FF40 through \$FF7F are required for Input/Output operations.

The CoCo 3's GIME chip uses registers located in address range \$FF80 through \$FF9E, which the un-modified MultiPak Interface allows to be in conflict with external devices.

The modification to the MultiPak disables this area in the MultiPak's decoding, preventing the use of that address range.

NOTE: This will effectively prevent your modified MultiPak Interface from working properly with I/O devices (such as the Wordpak & Wordpak II) that use those address range - even if you are using it with a CoCo or CoCo II that does not have the address conflict.

Radio Shack's products don't use this area, so they are correct when they say that the modification is fully compatible with the CoCo & CoCo II - what they don't say is that they can only guarantee that it remains compatible with products that are under their control (i.e. if they sell it, or designed it).

If you make this modification, please be aware of the above, and judge whether the loss of any I/O in the area \$FF80-\$FF9E will affect your operations significantly.

### THERE ARE TWO DIFFERENT MODIFICATIONS!

There are two different MultiPak Interfaces, electrically, and thus two different modifications. For catalog #26-3024 (including the old gray MultiPak and the large white MultiPak - be sure and CHECK (!) your catalog number before spending the money for the modification to make sure you order the right one!) - replace V8, the PAL, with: Part #AAXX-7123 "PAL Chip for 26-3024" \$7.60 +\$1.50 if ordered directly from Tandy National Parts (870-5662, 5663, 5664 or 5665), orders accepted only with charge cards.

For catalog #26-3124 (the smaller white MultiPak) order: Part #AXX-7119 "Satellite Board for 26-3124" \$6.51 +\$1.50 if ordered directly from Tandy National Parts (orders



accepted with charge cards only).

NOTE: the following installation instructions are provided as information only, and the installer assumes all responsibility in dealing with this modification. If you are not absolutely sure you can do this modification, and can fix anything you accidentally break, it is HIGHLY suggested you instead take your MultiPak Interface to Radio Shack and let them have the modification done by their service technicians. The cost should be somewhere around \$30.

1. Remove the MPI case.
2. Remove the three screws holding the logic board to the bottom case, leaving the transformer connected. Remove all the metal chips holding the shield to the bottom of the PCB, noting their positions. Remove the shield. This is to avoid melting through the shield insulation while soldering.
3. Cut the trace coming from pin 52 of IC6 that connects pin 52 of IC6 to pin 19 of IC1.
4. Position the satellite board over IC6, components up, with the 7 wires facing towards the card edge.
5. Connect the 3 yellow wires to IC4 pins 5, 9 and 11. Any order is fine.
6. Connect the white wire to IC6 pin 52, taking care not to short the leads of IC6.
7. Connect the blue wire to IC1 pin 19.
8. Connect the black wire to IC5 pin 8.
9. Connect the red wire to IC5 pin 16.
10. Replace the shield and two of the logic board screws.. the one nearest the power switch, and the one near the selector switch.
11. Place the plastic spacer over the hole for the thire screw. Position the hole in the satellite board over the spacer with the components up. Insert the screw into the board and tighten. The board must be positioned parallel to the edge card connector so that it fits into the channel between the cabinet top and the cartridge frame. Replace the cabinet top.
12. Test the unit by connecting it to a CoCo, installing a cartridge in each slot and checking to see that each slot is selectable and accessible.

-----  
The following article is reprinted with permission by the Kansas City CoCo Club. Information within was sourced in whole or in part from CompuServe Information Service, Inc.

John (Tony) Podraza  
119 Adobe Circle  
Carpentersville IL 60110



### Location

Glenside Public  
Library  
Fullerton Ave.  
Glendale Hts, IL  
7:30 to 9:30pm

call: 462-0694  
for more  
information

Monthly meetings every **SECOND THURSDAY**