

Glenside Color Computer Club

A SUBSIDIARY OF 'GLENSIDE U.'

EDITOR:
EDWIN D.
HATHAWAY

CO CO ~123

NOVEMBER NEWSLETTER

Happy Thanksgiving



If this article seems to be reading slower than from past issues, all I can say is sorry! The reason for my snails pace keyboard action is due in part to Game 6 of the World Series! When the 10th inning came around, I was on my last finger nail, reaching for the crying towel and screaming at the Boston Manager to make a pitching change! The sad part of it all is that I only have sore finger tips to show for my attempt at video telepathy. I thought for a brief moment that my video es had made a connection, but it was only a single jam by M-TV... I'm not really sure what was more disheartening, watching Boston take a page out of the Cub's play-off history book or watching David Lee Roth become just another gigolo! I can see a few of you Met fans dancing in the streets and a little part of me is out there with you. However, when it comes to baseball, hotdogs and apple pie, home team loyalty must prevail over a one time employer. As the baseball season came to a close for yet another year, I believe I will carry with me the NBC broadcast quote of the year, "Loosing hurts more then winning feels good". I can relate!

To kick off the November Newsletter lets start with great news, NEW MEMBERS. During last month seven (count'em 7!) new members joined the growing Glenside family. Up to this point five new members in a month was the bench mark of excellette. However, because of October, the bench just got a new paint job! Thanks to all who took the time to invite and promote the benefits of Glenside. Also, a special thanks to those people who joined. We can only hope that our actions speak louder then our words.

On the day after our October meeting I was in my Chicago office letting my company know that I still work for them. Friday is a great day to be at my office desk. First because it's pay day and second because the out bound watts line is available. Inbetween making key executive decisions (like how soon can I get to the bank or what to order from the vending lady when she comes around) I was able to get in touch with about 10 officers or presidents of Color Computer Clubs that we have a newsletter exchange with. The reason for this watts line madness was to see if other clubs had the CoCo 3 for a meeting introduction or demo. The answer from all was a very disappointing, no! It seems that in this unscientific poll that the Glenside Color Computer Club was one of the first public user groups to unveil the CoCo 3 to its membership. It is with this kind of timeliness that put Glenside on the cutting edge of this new system shortly after its introduction. And it will also be this kind of timing that will get the much needed user information into your hands via this publication. Included in this issue, you will find a list of some of the more popular Color Computer 1 & 2 software that WILL NOT WORK ON THE CO-CO 3. A special thanks to Ken Johnson for letting the Club use his new CoCo 3 to test software and hardware compatibility.

See you all on November 13th.

INSIDE CO CO ~123

| | |
|-------------------------|--------|
| Driver Education..... | Page 3 |
| Color Computer 3..... | Page 4 |
| BBS News..... | Page 5 |
| Glenside 280 Force..... | Page 7 |
| New Members..... | Page 8 |

COCO-3 DISCOUNT

We have obtained a special club discount on the Color Computer 3 for \$169.00! This price includes shipping, handling and sales tax. There are only two draw backs;

- 1) We must order 30 or more units.
- 2) The order MUST be shipped to one mailing address.

At this price I do not believe that we as a group will have any problem coming up with the minimum order of 30 units. I also do not believe that a central shipping address will be a problem either (my garage is big enough to handle this CoCo Connection).

At our November 13th meeting we will be taking your order if you want to get in on this special price. Because we will be dealing through a mail order outfit called, Computer Plus, your money will have to be paid in full in advance. We will discuss this matter also during the November 13th meeting. To set your minds at ease, the order you place will take 2 to 3 weeks to arrive and comes with the full Tandy/Radio Shack warranty. If Computer Plus sounds familiar, check out their ad on page 3 in the November Rainbow. After review of this ad, you will notice that the price we are offering is the same price they are advertising. Whats the savings you ask? What the ad fails to state is that there is a \$9.91 shipping and handling charge on individual orders with a 4 to 5 week arrival date. During the past four weeks we have talked to 4 different companies and this was the BEST deal we were able to obtain on the CoCo 3.

FOOTNOTE: In fairness to our friends at the Radio Shack Computer Center in Lombard, we tried to cut the same or similar deal, however, what their Supervisor came back with fell short of the deal from Computer Plus by \$10.77 per unit on 40 or more units.
EDITOR'S NOTE: When ever possible, this publication has asked you to patronize the Radio Shack Computer Center in Lombard. Why the change of heart now you ask? Economics! Their Supervisor gave us a quote of \$180.72 (tax included) on an order of 40 or more CoCo 3. Getting a group order of 30 units should be no problem, however, 40 units would be hard.

Tandy, I believe that our club members would be willing to pay the extra \$10.77 per unit had the minimum order been 30. But the handcuffs you have put on your store people make negotiating for a FAIR group price, tough! The unfortunate part is that the Corporation will enjoy the profits, not your the hard working store people who really could use the commissions.

NOVEMBER MEETING REVIEW

For the November meeting we will be showing you some of the new features of the CoCo 3. We are writing and/or converting software now for this meeting. The focus of attention will be on the graphic sets display of the CoCo 3 with some attention to the compatibility factor between the CoCo 1,2 & 3. We have placed a few orders for new third party software, so we can only hope it is in by meeting time.

In addition to showing off the CoCo 3, club member Ken Johnson will be giving us a presentation on his Hard Drive System. Ken has put allot of time and effort into designing this system and if you have not seen his CoCo PC, you owe it to your self to be at the November 13th meeting.

As an advance notice, we will be featuring the SpeechPak from Tandy in December. Also in December, we have lined up a guest speaker from Illinois Bell Telephone. MaBell will be telling us about all the new local service changes we will be seeing in February '87.



** FOR SALE **

- * BUSH COMPUTER DESK. Excellent condition, originally paid \$69.95 and will sell for \$45 or best offer. Will deliver within the Chicagoland area. CALL DAVID BARNES AT 469-2045 FOR ABOVE ITEM.
- * IBM SELECTRIC 2 - PRINT WHEEL TYPEWRITER. 5 years young, just cleaned and adjusted. This typewriter prints 132 characters and is in perfect condition. Asking \$225.
- * DMP 110 - RADIO SHACK DOT MATRIX PRINTER. 1 year young and in perfect condition. Uses 9.5 by 11 track paper. Asking \$200. CALL CAMILLE CHARLIER AT 893-0162 AFTER 4:30pm.
- * AVATEX 300 BAUD MODEM. This is a direct connect modem compatible with the Color Computer. There are a few left at \$28 so place your order today. CALL JOHN CHASTEEN AT 860-2580
- * 64K CoCo-II with 'low profile' keyboard \$65.00
- * 64K TDP-100 Color Computer \$85.00
- * 64K CoCo-II with 'high profile' keyboard \$90.00
- * Radio Shack Drive zero w/controller and cable (Horz. case & power supply). Ask \$170 or best offer.
- * CUSTOM EPROM's
CALL TONY PODRAZA AT 428-3576 FOR ABOVE AND AVAILABILITY.

DRIVER EDUCATION

By: Ron Steinberg

During the next several issues of this Newsletter I will be reviewing some of the maintenance items that can be done to computer systems by the average user. The ailment that most often attacks the unwary disk drive user is the loss of "R.P.M." The start of this problem most often shows up as frequent "I/O" errors. The disk drive must maintain 300 RPM plus or minus 10% (3 RPM). The speed of the disk drive has a direct bearing on how much information the read-write head can handle on each pass of the floppy disk.

A quick note on safety. **UNPLUG THE POWER CORD BEFORE REMOVING THE COVER.** Even if the drive is switched off when you remove the cover there is still electricity to the power supply switch in the back of the case.

All of the 5 different drive manufacturers we will talk about, have a strobe disk on the flywheel of their drives (fig 1). Using the strobe disk with a florescent light is the easiest way to set the RPM. The electricity that ComEd supplies everyone of us alternates at 60 hertz (cycles per second). Plug the drive back in and call a DIR. By watching the outer band of the strobe disk while under a florescent light you will be able to see if your drive needs adjusting. The strobe should appear to be stationary, if it is moving in either direction an adjustment will have to be made.

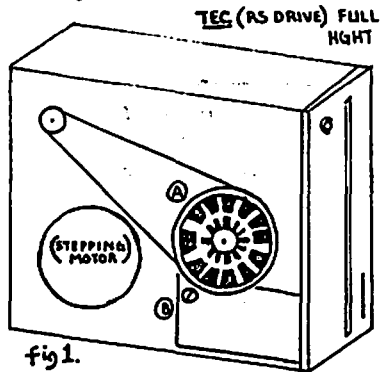


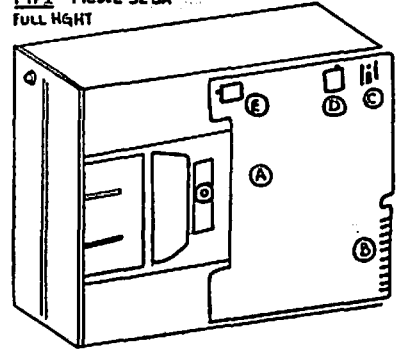
fig 1.
A) STROBE MARKING FOR SPEED ADJUSTMENT
B) SPEED ADJUSTMENT (VRI) POT

The most common drives Radio Shack uses are the Texas Peripherals, Shugart and the TEC. Many of our members have MPI 52SA full height and the Cannon MDD 3/4 height drives. The drawings accompanying this article will show you where to find the speed adjustment pot. I would recommend using a plastic screw driver and adjusting the pot small fractions of a turn while watching the strobe disk. The reason I recommend the plastic screw driver is if a metal screw driver slips and makes contact with the PC

board the results could be disastrous. There are also programs on the market that will give you a continuous reading of the drive speed, the OS-9 boot is a good example of this. Also, in the July '86 issue of Rainbow, Steve Bjork had a program on page 121 that will do a RPM check. When using these programs, set your drive as close to 300 RPM's as possible.

I would like the readers of this column to contact me with ideas for future topics. I will be following up with an article on how to set disk drive defaults for 0 through 3 and possibly how to build a RS232 switcher.

MPI - MODEL 52 SA
FULL HEIGHT




A) ELECTRONIC BREAD BOARD
B) DISK CONNECT CARD
C) HEAT SINK
D) SPEED ADJUSTMENT (VRI) POT

E) SPEED ADJUSTMENT (VRI) POT
for TEXAS PREFICERIAL

PLEASE NOTE: The Shugart Disk Drive is similar to the design of the TEC Drive (figure 1). The TEXAS PREFICERIAL Disk Drive is similar to the design of the MPI Drive (with noted differences). Most direct drive disk drives will be similar in design to the Canon Drive.

CANON - MDD
3/4 HEIGHT



A) STROBE MARKING FOR SPEED ADJUSTMENT
B) DISK HEAD RAIL
C) SPEED ADJUSTMENT (VRI) POT

Ron Steinberg is a Plant Manager for a manufacturing firm located in Chicago, IL. He has been a Club member for 3 years and a Board of Director for 1 year.

COLOR COMPUTER 3

by: Ed Hathaway

Because of the kindness of club member, Ken Johnson, this article can be written. Ken has let me use his new CoCo 3 to test out and report my findings in this publication. Thanks again Ken... Now onto the Color Computer 3 and what current software and hardware that you might have that WILL NOT WORK OR WILL NEED TO BE REVISED.

HARDWARE

The old Multi-Pak will not work with the new CoCo 3 without an up grade. As far as I can tell, this up grade can only be done by Tandy. That is until we find out just what to change over and what chips and/or jumpers in side the Pak need to be changed. It is my understanding that this up grade only costs \$6. What I do not know is if this \$6 covers labor charges. Also what I am unable to find out is if after the up grade, will you be able to use the Pak in your old computer.

The older Disk Drive Controller will not work with out a Multi-Pak interface.

All RS-DOS (1.0 & 1.1) will work with the CoCo 3. However, because the CoCo 3 will be using OS-9 as an operating system, the RS-DOS 1.1 will make life a little better over RS-DOS 1.0. The reason for this is based on the DOS command in 1.1 to call up the OS-9 operating system.

ADOS will operate all I/O commands in the CoCo 3, but that is about all it can and will do. The locations within ADOS use key positions that the CoCo 3 must have to function. For an example: With ADOS, you can not call up out of Basic the different screen formats of the CoCo 3. Until they re-work this super DOS, you will have to return back to RS-DOS. For you folks with a modified version of either RS-DOS 1.0 or 1.1, you are in luck! That is if the only modifications made were regarding the Disk Stepping Rate.

PBJ Word-Pak I & II will not work nor will any other 80 column driver.

All composite monochrome monitors are not readable in any screen format. The reason for this is because the CMP video out is sending color singles and the monochrome monitor can not handle color singles. I would think that to correct this problem would be to ground out the color single in side the computer. You will want to install a two way switch outside the computer so you can switch to either color or a monochrome single. Making this modification should not

be that big of a deal.

To date, the only RGB monitor that will work is the Tandy CM8. Until someone can figure out how to convert the RGB analog single of the CoCo 3 to a RGB digital single, you are stuck with the \$220 Tandy CM8 monitor.

As of this date, the only 512K up grade is through Tandy. Plan on spending about \$120 for this up grade. When the third party vendors enter this market, the price should come down.

I found no problem when using either my two printers. The DMP dot matrix and the Brother 50 daisy wheel worked as before. The same holds true with my Tandy DCM-3 Modem

SOFTWARE

The following is a small sample list of programs that will not work on the Color Computer 3.

| | |
|-------------------------|-------------------|
| DynaCalc | OS-9 Level I |
| CoCo Max I & II | Vidtex |
| Mis-Adventures of Eddie | ChessD |
| Ghana Bwana | Willy's Warehouse |
| Dungeon Quest | Trivia Fever |
| Battle Stations | Mastering the SAT |
| Maui Vice | Enchanter |
| Mickey Term | Disk Scripsit |
| Disk Spectaculator | Paper Route |
| DEFT Pascal* | P-51** |

* As of this date, this program does work. We believe we can make the necessary software changes to get a clean BOOT, but until such time it falls into the list above

** Because of the built in Term package, this program will not work. You can get to the runway, but forget about taking off.

When going through the different programs, most worked (about 70%) as they were designed to. I did encounter some problems with Telewriter 64 and VIP Desktop, however, with a little hacking I was able to get them to work. Most of the Term programs tested worked, but while in the communication mode I was getting darting lines across the screen. These lines did not seem to effect my connect time or my ability to get around a BBS, but I was having a devil of a time Down Loading or Up Loading programs. We'll get into disk I/O on the 3 a little latter on.

In most of the games where the correct color set is required (i.e. 'If this box is BLUE, press reset until RED') you might run into a little problem. Unlike the CoCo 1&2, the CoCo 3 cold starts in the same color everytime. This feature is great for programs designed around the 3, but for

Continued on Page 10

THE GLENSIDE COCORAMA BBS
by David Barnes - SYSOP

This being the month of November, we thought we would follow the Rainbow's format and present something in the field of tele-communications. How does a new club BBS sound? Well it is here! The GLENSIDE COCORAMA of Roselle. The number is 307-1519 it will be up and running 7 days a week and 24 hours each day.


This BBS is a COLORAMA system similar to Speech System's, which was terminated. The board will feature a capable message base of 52 messages, will maintain up to 230 users, if Glenside gets that big. It offers Xmodem up/downloading as well as other fine features.

For the time being it will be run only at 300 baud and on two single sided drives. As the need and funds increase we will, of course, expand on to the system, (1200 baud and double sided drives).

The first time that you logon you will have to press any key to get started. You will then be asked for your ID code. Being a new user you will have to answer 'NEW'. You will then be prompted for your correct name, and where you are calling from. Please answer these correctly as the information will be checked against the club records, we wouldn't want to have non club users having the same access level as a Glenside member!

Next the message base will be checked to see if you have any 'EMAIL', or messages waiting. If so, they will be displayed for you before you go any further. You will have the option to delete any message left to you after it has been read. Please do this if it is possible, due to the small disk space allowed on single drives. Next you will have the option to 'REPLY' to your mail.

After the message scan if you are a new user you will be required to fill out a questionnaire, once again please give the correct information. Your access to level 3 will be granted within 24 hours if possible, if not, you will still have access to the main boards, the wanted ads and the up/downloads. If you are a registered user you will default to the main menu after the message scan.



Thanksgiving
-1986-

The main menu consists of many features. By pressing a single key you will travel to the sections that are of interest to you. The <I>nfo section of the main menu will help explain some of the features of the CoCorama. At any time during the reading or listing of a message or file you may press any key to pause the display. You will then be prompted to continue or quit. The magazine section is where you will find the current issue of the Glenside newsletter.


Level 3 allows club member access to certain Public Domain programs via the read Club or Cellar commands. The load Club or load Cellar commands are to be used as a quick & dirty upload section. This option, however, requires that that file be in ASCII only.

When you leave the Glenside CoCorama you will have the option to leave me, the SysOp, a message if you like. Remember to log off properly using the <E>xit or <Q>uick exit command. If you do not exit accordingly, your name will be marked with an ILLEGAL notation after his/her name. Three illegals and you are out of luck and out of the BBS!

Please remember that this is a BBS for the members of the Glenside Color Computer Club, treat it with the respect that Glenside deserves. Help to make it one of Chicago's best BBS', call often and make use of the advantages of the COLORAMA system.

MEETING ANNOUNCEMENT

As a reminder, our next club meeting will be on November 13th. For visitors, we meet at the Glenside Public Library in Glendale Heights. The Library is located on W. Fullerton Ave. and we start our meetings at 7:30pm. Our meetings are open to all TRS-80 computer owners and users. For further information call either Ron Steinberg at 307-0466 or Ed Hathaway at 462-0694. See you in November.



— NEW NEWS —

To keep you all up to speed with what the club is up to and what some of the future plans are, we offer the following;

As some are already aware, we are working with the Glenside Library to set up a Glenside Public Community BBS. The Library is applying for a State Grant not to exceed \$20,000 for the purchase of new books and bring in new staffing. In order to receive this grant, the Library needs to set up a few community activities they are not currently offering. One of the programs they need to provide to qualify is a community bulletin board (either via a signboard, a computer bulletin board or both). Due to local village sign ordinance, placing a signboard outside the Library would be difficult. So the Glenside Public Library did the next best thing, they called upon the Glenside Color Computer Club for help in putting together a BBS. We have put together an equipment package for the Library with the understanding that we would help in the administrative and technical support of the BBS. The Library in turn would provide a computer dedicated phone line and all expenses related to this line, modem, hard drive and location for the system set-up. For our support, we will be allowed to put together a message based Club section on this BBS. This section would be used for public and private messages, Public Domain programs, Club announcements and our Newsletter. As further information develops we will pass it along to you either through this publication or at the monthly meeting.

One of our new members, Ray Grundy is the Editor for the Wheaton Community Radio Amateurs, Inc. Because Ham Radio owners and Computer owners have so much in common, we have been given permission to publish articles from their publication that we feel might be of interest to you.

As an extension to the above, we have and will continue to send to other Color Computer User Groups our Newsletter. In with this mailing we are including a letter that states that they can submit articles to us for publication into our Newsletter. These articles can be anything from helpful hints to information about their club activities. As these articles start to come in, we will print them as space allows.

With timely information from Ron Steinberg and new member Gregory Pietrucha, we are looking into setting up a checking account for the Club funds. We have not set up such

an account in the past because of the cost banks charge to hold your money. Both Ron and Gregory have given us the names of either banks or credit unions that would allow us to establish such an account for little or no charge. We will keep you posted on this matter.

OCTOBER MEETING REVIEW

We really had a lot of ground to cover during our October meeting. The only presentation we were sure of going into meeting night was Randy Spector's showing of the different products available from Speech Systems. Randy is an executive for Speech Systems of Batavia, IL and put on a show of shows! We were taken on a rollercoaster musical ride that would be classified as an 'E' Ticket event at Disney World. Randy took us through the history of Speech Systems starting with Musica I & II and capping the evening off with Lyra. In between all of the different du-waps, Randy hooked up a keyboard MIDI synthesizer and brought the house (or Library if you will) to a standing 'O! On behalf of myself and all in attendance, thanks Randy for a GREAT show...

Our meeting did not start out with Randy or the Speech Systems products. Yet, Randy Spector played a vital roll in kicking off the October meeting. Just hours before the meeting Randy called to announce that he had the CoCo 3 in hand. Seizing the opportunity to create an element of surprise, Randy brought the CoCo 3 under the cover of darkness (his coat) and mom was the word. With the careful timing of Tony Podraza's finger, the sound of Neil Diamond singing America started people wondering, "IS IT LIVE OR IS IT MEMOREX!" With the CoCo still in hiding, the first program loaded and the first CoCo 3 - SN ERROR witnessed. It was truly a breathtaking moment... With Murphy's Law on our side, we quickly re-loaded yet another CoCo 3 graphics program muttering the words, "NOTHING EVER SEEMS TO CHANGE!!!"

So, that was the October meeting in all it's glory. Thanks again to Randy Spector for making it all possible. Thanks also to Tony's coordinated fingers; to Rainbow for giving us the software to show and to Tai for providing the CoCo community with what looks like one heck of a computer... See ya all on November 13th.

Z80 FORCE

By: Joe Register

Hi, this is the first article in our new Z80 section. Right off the bat, you might be asking yourself "What the heck is a Z80?". That's a fair question, so let's tackle that up front.

Back in the late '70s, the home computer revolution was started by a group of serious electronic hobbyists. These people knew their way around a soldering station out of necessity. In those days it was frustrating enough trying to find a source for the handful of CPUs available, only to discover that most of them were priced out of the hobbyist's price range. Memory was very expensive and most 'mainframe' programs had to fit in 64K! That's because 64K is the maximum memory 8-bit processors can handle at a time, and the 8-bit CPU was the only game in town. It's during this time the famous Intel 8080 was introduced. Zilog expanded on this chip's instruction set, and the Z80 chip was born.

What excitement this "family" of CPUs brought to the fledgling home computer market. As prices fell, these powerful chips were finding places in serious home computers as well as business machines. Meanwhile, in an effort to tap the power these machines had in utilizing the new magnetic disk(ette) storage mediums, microcomputer operating systems were developed. A standard was soon established using the newly created CP/M (control program for microcomputer).

Early on, Radio shack jumped on this micro computer band-wagon in their usually unorthodox manner. They embraced the Z80 CPU (the "80" in TRS80 refers to this chip), but chose to ignore the CPM operating system in favor of their own TRSDOS. Years later they admitted it was probably a mistake, as most talented programmers refused to write for the TRSDOS systems. Their last Z80 machine, the Model IV, does run CPM as well as nearly all TRSDOS versions.

Now I hope you're saying, "That's a real interesting story Joe, what the #\$@! does all this have to do with my CoCo!!! My answer is, "Absolutely everything and nothing!".

You see, both the CoCo & the TRS80 machines are 'mature' 8-bit computers.

There are large, well established support bases already in place for both these lines. That includes commercial and public domain software readily available which is usually debugged and ready to run!

You purchase both machines at your local RS store or computer center, which for all our complaining does a better job than any other computer merchandiser I've run across. The vast majority of serious programs for all home computers have their roots in the the CPM past. This includes programs like Wordstar, dBASE and Visicalc, just to name a few. If you're a skeptic on this, just get on a Z80 machine and run one of this programs. It's this type of background that made my adaptation to the CoCo so painless. Speaking of similarities, Microsoft basic in the CoCo is nearly a clone of the old Model I & III versions, minus the graphic commands. I've got a confession here. I still have yet to read the books included with my CoCos and only refer to them occasionally as reference.

The CoCo and the '80 machines are also very compatible in the peripheral side also. The same drives, cables and connectors are used in both machines. I often connect my CoCo drives to the Model IV. The cassette storage system is identical and I share one with both systems.

Does this mean I'm encouraging all CoCo owners to run out and buy a used Model IV? Of course not! What it does mean is there is one heck of a lot of information, programs and experience that can be shared between these systems.

For me, the two complement each other so completely, there is no single computer at any price that could replace the two and give me the satisfaction I receive from the combination. But two computers is one too many for most people, especially our less enthusiastic spouses! Suffice to say there will be something for all of us in this column. I hope you are looking forward to our expanding horizon as much as I am!

*THE CO-CO AND THE '80
MACHINES ARE VERY CLOSE IN
THE PERIPHERAL SIDE. THEY USE
THE SAME DRIVES, CABLES AND
CASSETTE.*

EDITORS NOTE: The Glenside 'Z80 FORCE' is a new Special Interest Group in conjunction with Glenside U.' and the Glenside Color Computer Club. Because of Joe Register's vast working knowledge of Tandy's Color Computer and TRS-80 Model 3 & 4, he was appointed to a Vice President position with the Glenside Color Computer Club. He will also become the President of the Glenside 'Z80 FORCE' - Special Interest Group.

TID-BITS

* Did you know that according to IDC, Tandy's Color Computer was the number 6 best selling personal computer in 1985! It beat out such notable systems like the IBM PC-AT, Apple Macintosh, Commodore 128 and the AT&T 6300...

* Did you know that according to IDC, Tandy's Color Computer is the number 5 best selling personal computer since it's introduction! It beat out systems the likes of Tandy Models 1,2,3,&4, Apple Macintosh, IBM PCjr, AT&T 6300, Compaq Portable, Apple IIc and the IBM AT and XT.

Tandy's Color Computer is the 5th best selling personal computer since it's introduction!

* Did you know that according to Personal Computing Magazine that Laser Printers will be the number one fastest growing hardware area in 1987! According to the same source, Desktop publishing will be the number one fastest growing software area in 1987!


* Did you know that according to IDC, Tandy was the 4th largest computer hardware manufacturer in 1985!

* Did you know that according to Personal Computing Magazine that one of the 5 things a personal computer will be able to do in 5 years is to, access hundreds of megabytes of data through use of optical disks and the appearance of read 'and write' CD's!

* To quote MAD-MAC, "Now wasn't that fun".

* For all of you lost & forgotten AM radio talk show nuts that went 'gone with the WIND', I have some good news for you. WMAQ-AM is now doing talk radio during the weekdays & night. Their old format of Country & Western is on the weekends only. Being a 50,000 watt clear station, their single goes out to some 38 states. In addition, WMAQ has just re-signed the Chicago (or is it the Addison) White Sox for another 5 years.

* Would you believe that one of the fastest growing outlets for retail software is Software Rental! In a number of cities you can go into a computer shop and rent software for around 10% of its going retail list price. When you rent software, everything comes included; The program on disk or tape, the manual and loading and running instructions. The one time rental agreement you must sign states that the software you are renting is copyrighted and making a backup is illegal.



NEW MEMBERS

Here we grow again! For the month of October, history was set and set BIG!!! Please welcome with me seven (count'em 7) new members to the growing family of Glenside.

* Dan Stevens of Chicago has a 32K CoCo I disk drive system. Dan has a working knowledge of FORTH and some Assembly. Because Dan travels out from the city, he would like to set up a car pool.

* Gregory Pietrucha of Hanover Park has a 64K CoCo I disk drive system. Gregory is a carry over member from Northern Illinois Color Computer Club and comes to us as part of the NICCC merge to Glenside.

* Mark Gemelli of Medinah has a 64K CoCo II disk drive system. Mark comes to Glenside through his friendship with club member, John Keller.


* Thomas Mills of Itasca has a CoCo I&II disk drive system and also owns an IBM PC. Tom comes to Glenside via the Howard Medical BBS.

* George Henry of Glendale Heights has a 64K CoCo I disk drive system. George comes our way through our club listing in The Rainbow Magazine.

* Kerry White of Wheaton has a 64K CoCo I disk drive system. Kerry like George Henry comes to Glenside through our club listing in The Rainbow Magazine.

* Jack Powers of Elburn as a 64K CoCo I&II disk drive system. Jack like George Henry & Kerry White joins Glenside through our club listing in The Rainbow Magazine.

There you have it, seven of the newest members of the Glenside family. Welcome gentlemen, I know your association with the Glenside U'. network will give you that much needed shot in the chips!



Computer Acronyms

Compiled by Randy Spector

As the use of the computer is spreading faster than the itch of poison ivy, it stands to reason that new people are entering the CoCo community all the time, and may be a bit awed by our terminology. But remember, the computer is just a tool; without which, some of the biggest blunders in the history of mankind would not have been possible. Even the dumbest bank teller would not credit your account with a million dollars based on the deposit of a ten dollar check, but the computer has been known to do just that without so much as overloading a diode!

As a service to the readers of the Glenside Color Computer Club Newsletter, I offer the following definitions to use as a method to familiarize themselves with some of the more common terms and their meanings.

- CHIP - a chip is a small piece. So a computer chip is obviously a small portion of the computer, unless the chip is made of chocolate, in which case it would be a cookie (chocolate chip).

- CURSOR - Someone who uses profanity.

- DISKETTE - A female disk, except in Brooklyn where it means: "this cat".

- DOS - Programmers have been known to lock themselves in a room with a computer and forget about everything else, including the wife, the family and their friends. DOS is simply an acronym for 'Don't Overlook Sweetheart', as a reminder that a wife or loved one exists.

- HARD COPY - Something that is difficult to copy (as opposed to easy copy).

- MAIN FRAME - A frame that was produced in the state of Maine.

- PIRATE - The price or rate charged for a pie.


- RAM - When computer research was first performed in their field, it was found that in any flock of sheep, the male, or RAM, showed a keener interest than the ewe. The term stuck, and is often used to indicate ruggedness, as in the RAM-Tough truck commercial that can be seen all too often on TV.

- ROM - Computer whizzes are often notoriously bad spellers. ROM was actually meant to mean room, the mistake just seemed to've caught on.

ONE TANDY CENTER

Just about every month the Rainbow Magazine and other publications have theme issues they repeat annual. For an example the November issue of Rainbow is always on Telecommunications. Well in review of our last Newsletter, it seems we should dedicate October as our 'beat up on Tandy issue'! Between this column, the Rumor Mill column and Joe Register's article, we hit Tandy with everything but the kitchen sink. I believe we would have tossed in the kitchen sink, but it was needed to bail out water on the kitchen floor from all the rain we had! Anyways, this is a new month, new article and a new Newsletter so lets get on to some new news. As you saw at last months meeting, the CoCo 3 is no longer just a rumor. It is a very real computer with alot of very real potential. It's going to take some time for in-house and third party software to hit the streets, so hang in there. With a little luck, you should start to see new software (DeskMate 3, OS-9 Level II) at your local Radio Shack and Computer Centers around Christmas. As one Radio Shack store manager put it, "It will be nice to have something NEW to display on the Color Computer other than MegaBug!" With Christmas in mind, by the time you read this article, you should have received your November Radio Shack flyer in the mail. At our next meeting, please don't ask me why Tandy is offering the CoCo-3 for \$199.95. It seems to me that they took a different Marketing Course in school than I did. Don't get me wrong, I think it's great that Tandy is offering a discount on the 3 so soon after it's release, but I still do not understand their reasoning! In closing let me say to Tandy, if this Newsletter caused hairs to rise, sorry. We had a bone to pick and used this publication to vent our feelings and frustrations. Now, can I get back on your mailing list?

Editor



TANDY
CORPORATION

CoCo ZONE

programs designed for the CoCo 1&2 you will need to remember to do the following;

A) If you are in the wrong color set, hold down the F1 key and hit the reset button. This will change or flip your color set. Do not hit the reset button by its self. This will cause the screen to either go blank or create a warm start.

B) If you are in the wrong color set and the menu tells you to 'hit the reset button to change colors, then any key to continue', you will not be able to follow step (A). Instead, do the following; Before loading your program, hold down the F1 key and hit the reset button. This will cause the screen to turn a pale blue. At this point, you are in the correct color set for that program. Just run the program and press any key at the menu or starting screen.

There is a way to add a great deal of life to most of your slow graphic games. If you receive the OK prompt after loading your program (waiting for the RUN or EXEC command), type in the high speed poke, `POKE$HFFD9,0` then RUN or EXEC the program. All I will say is, "BE READY!" CAUTION: The use of this high speed poke is at your own risk!


DISK I/O

This is the one area where I was experiencing the most problems. Because I have one of the older controllers, Ken Johnson is also letting me use his J&M Controller with Color Dos 1.1. For over a year now, I have been enjoying a disk stepping rate of 20ms with little or no head banging. To go back to 30ms with more disk head banging than what took place during the Chicago riot is a real drag! Aside from that, it seems as if the CoCo 3 saves to disk a little different than the 1&2. I am not an expert on disk drives, but it sure sounds and acts as if the 3 is doing something different during an I/O. Case in point: when using a formatted CoCo 1 disk on the 3, I got a lifetime of I/O errors. When using utility programs to copy or backup programs from a CoCo 1 disk to a CoCo 3 disk, again I received a second supply of lifetime I/O errors. The only way I was able to get a clean copy or backup was to load the program into the CoCo 3 memory and then save it out manually. All this providing I had a CoCo 3 formatted disk in the drive. CONCLUSION: Make sure you have an ample supply of backups around when making the transfer from the old to the new!

Over all I would say that aside from the few problems I encountered, the Color Computer 3 has a very high compatibility

rating. I am impressed with the way it interacts between graphics and sound and when correctly using the high speed poke, game playing was like kicking in the turbo charger of a performance car... There are a few comments that need to be made regarding the CoCo 3. For all of you who 'shelled out \$100 for OS-9 Level 1, open your wallet again to the tune of \$80 for Level 2 (I do not believe Tandy is going to allow you to trade in Level 1 for Level 2). Because there is enough great software that will not work on the 3 (DynaCalc, CoCo Man, etc.) you will want to hold onto your CoCo 1 or 2 until a suitable replacement is available. The flag ship of this computer office will always be my 5 year old CoCo 1 - E-board! It's been like fine wine, it only got better with age (or a soldering gun)...

In next months Newsletter we will be looking at and reviewing some of the new software designed around the CoCo 3. In the mean time, if you have any questions about the 3, bring them to the November meeting.



CALL
 This is a
Colorama Board
 supported by,
THE GLENSIDE COLOR
COMPUTER CLUB
 SYSOP: DAVID BARNES
307-1519

* NOTICE: Materials contained herein may be reproduced in whole or in part. Please quote source as GLENSIDE COLOR COMPUTER CLUB
 []

Editor: Ed Hathaway
 Contributing Writers: Keith Gerue
 Floyd
 Joe Register
 Ron Steinberg
 Randy Spector
 David Barnes

Graphics & Designs: Second City Software
 []
 Glenside Color Computer Club-CoCo 1-2-3 is published monthly. Subscriptions to nonmembers are available for an annual fee of \$12. Make checks or money orders payable to Edwin C. Hathaway, and mail to Stevenson Drive Glendale Hts., IL 60139. All subscriptions will begin with the next available issue.

ALFA-BYTES

by the Tonkin Reader

There has recently been a lot of discussion about what will and will not be compatible carry-over programs to the CoCo3. The determining factor seems to lie in the exclusive use of fully documented ROM calls. As any good programmer knows, Basic, which we find in ROM, is an understandable combination of assembly language instructions called MNEMONICS. Some of the most common of which are JNP, BRA, STA, BCC, LEA, ETC (et cetera). The following are a few of the lesser known instructions that are present in most, if not all computers.

- ARG (definitely the most often used euphemism among users): Agree to Run Garbage
- DDS (who hasn't seen this one?): Damage Disk and Stop
- VMB (preceeds ARG in operation): Verify and make bad
- SDJ (ever wonder where it went?): Send all Data to Japan
- TTC (created just for CCR users): Tangle Tape and Crash
- YII (occurs after VMB/ARG; results in purchase of new case): Yield to Irresistible Impulse
- KFP (need that report when?): Kindle Fire in Printer
- LNM (you were on WHAT BBS?): Launch Nuclear Missiles

It's pretty certain that most of us have experienced at least one of the above, and this is by no means an exhaustive listing. Watch next month as ALFA-BYTES brings you additional tid-bits from the Tonkin Reader.

Color Computer 3 < Up-Date >

In the article about the CoCo 3, there was mention of some current hardware and/or software that would have to be up graded or modified in order to work on the CoCo 3. Since that article was written, some new information has come down that we through you would like to know about.

HARDWARE

MULTI-PAK INTERFACE: Tandy states that the older Multi-Pak's will have to be up graded to work with the CoCo 3. This in part is true, however, you can use your old Pak without any modification. To do this, just put your disk controller in slot three, toggle the switch to three and everything works fine! The up grade that Tandy would do only effects slot four and not slots three through one.

MONOCHROME MONITORS: As was stated that due to the color single from the CMP jack of the CoCo 3, these monitors are not readable. This is still true, however, key in the following command PALETTE 13,48:WIDTH40:ATTR 0,4 in Basic and all screen modes are very readable. With this command, even the 80 column screen is readable! This command will stay in place until you power down, do a cold start or run outside software into the computer.

SOFTWARE

OS-9 LEVEL 1: As was stated, this operating system does not work with the CoCo 3. After careful review, this statement still holds true, however, OS-9 LEVEL 1:VERSION 2 will work.

Second City Software

MONITORS

ZENITH

123A 12"

This 12" green screen high resolution monitor offers 80 column capability, Zenith quality and a 30 day warranty valid at any of Zenith's 1200 locations.

Retail \$149 **\$67⁵⁰** (S7 shipping)

122A Zenith 12" Amber Screen offers the same 640 dots x 200 dots resolution at 15MHz as the 123A and a 90 day warranty valid at our 1200 locations.

\$88 (S7 shipping)

Closeout Specials — only 14 in stock. We have a limited number of lesser known color monitors that have been discontinued but are brand new in their original boxes.

\$149 (S14 shipping)

141 Roland 13" Color Monitor with speaker. 270 dots x 200 dots resolution. 4 MHz band width.

\$217 (S14 shipping)

131 Zenith 13" Color Monitor has medium resolution with speaker and RGB jack.

\$168 (S14 shipping)

All monitors require an amplifier circuit to drive the monitor and are mounted inside the color computer. They attach with spring connectors, with two wires extending out of the computer, one for audio and one for video.

VA-1 for monochrome monitors only, fits all color computers


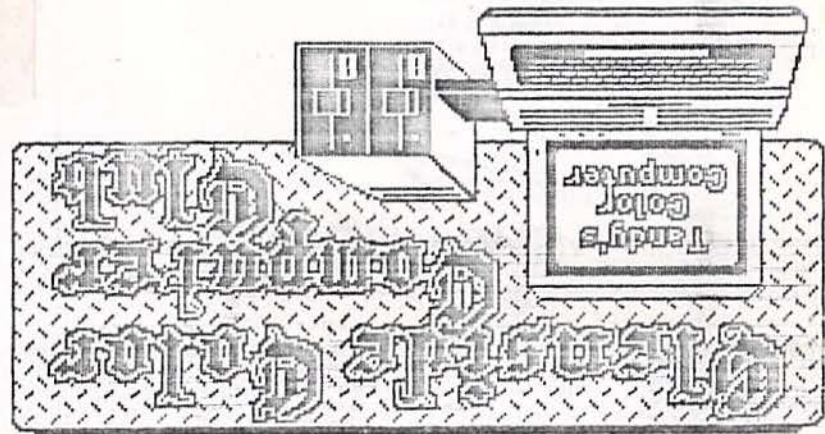
\$24⁴⁵ (S2 shpg)

VC-4 for monochrome or color, fits all color computers

\$39⁴⁵ (S2 shpg)

Howard Medical Computers
(312) 278-1440

John (Tony) Podraza
119 Adobe Circle
Carpentersville IL 60110



Location
Glenside Public
Library
Fullerton Ave.
Glendale Hts. IL
7:30 to 9:30pm

call: 462-0694
for more
information

Monthly meetings every **SECOND THURSDAY**