

CoCo~123



Glenside Color Computer Club, Inc.
Volume 38, Number 2

Carpentersville, Illinois
Summer 2018

CoCo ~ 123 Memory Map

<i>Routines</i>	<i>Address</i>
-----	-----
GCCC Officers.....	1
GCCC Information, Contributions.....	2
Contributors to this Issue, GCCC Meetings.....	2
From the President's Platen.....	2
Trea\$ury Note\$, Editor's Clipboard.....	2
Elections are Around the Corner!.....	3
The 27th Annual "Last" Chicago CoCoFEST!.....	3
CoCo Happenings.....	16
Glenside Color Computer Club Picnic.....	17
Vintage Computer Festival Midwest (VCFMW).....	17
Tandy Assembly... ..	19
The Jeff Vavasour Emulators.....	20
Vote for Glenside Officers.....	23
Calendar of Events.....	25

Upcoming Events:

Regular meetings every 2nd Thursday @ Schaumburg Library.
The **28th** Annual "Last" Chicago CoCoFEST! **May 4-5, 2019**

G.C.C.C. OFFICERS

Here is the list of 2018 club officers and how to contact them. If you have questions about the association, call one of the officers for the answers.

POSITION	NAME	PHONE	PRIMARY FUNCTION
-----	-----	-----	-----
President	Tony Podraza	847-340-1801	The buck stops here...
Vice-President	Chris Hawks	815-943-4690	Meeting planning, etc.
Treasurer	Brian Goers	708-805-1888	Dues and Purchasing
Secretary	Rich Bair	847-835-1309	Records and Reporting
Director	Tony Podraza	847-340-1801	CoCoFEST! Organizer
Librarian	Brian Goers	708-805-1888	Special Events
Editor	John Mark Mobley	847-409-8604	Newsletter Production

Copyright ©2018 Glenside Color Computer Club, Inc.



Tony Podraza



Chris Hawks



Rich Bair



Brian Goers



John Mark Mobley

CoCo~123 - A Glenside Publication Since 1985

CoCo~123 INFORMATION

CoCo~123 is the newsletter of the Glenside Color Computer Club. Your annual contribution of \$15.00 helps to keep our club going. Send your check to:

Brian Goers, Glenside Treasurer
3312 Miller Avenue
South Chicago Heights, IL 60411
briang0671@sbcglobal.net

Our treasury provides newsletters and good times with fellow CoCo users at our Annual "Last" Chicago CoCoFEST! and our Annual Glenside Picnic.

If you attend the Annual CoCoFEST! your annual contribution is covered for that year.

CoCo~123 CONTRIBUTIONS

If you have any suggestions for the newsletter or would like to submit an article, please contact the CoCo~123 Newsletter editor:

John Mark Mobley, Editor
4104 Wren Lane
Rolling Meadows, IL 60008
johnmarkmelanie@gmail.com

CONTRIBUTORS TO THIS ISSUE

Eric Canales	John Mark Mobley
Salvador Garcia	Tony Podraza
Brian Goers	

G. C. C. C. MEETINGS

The Glenside Color Computer Club meets the second Thursday of each month at the Schaumburg Township District Library at 7:00 pm. If you need a map, see the following link:

<http://ncmedals.com/glenside/splmap.html>

A social get-together, which we lovingly call "The Meeting After", always follows the meeting at a nearby restaurant.

FROM THE PRESIDENT'S PLATEN

SUBTITLE: Missed goals and new attempts

"We will have the registration forms posted by July 31, 2018, and make the cut-off date as the first of April. How does that sound? That is nine months. You have thirty days for feedback on this idea to tonypodraza@gmail.com" Unfortunately, there was no feedback...and the new registration forms did not get posted. The latter was my fault. Who would think that so much free time would be filled? "These next two months, June and July, hopefully will see the resurrection of Glenside's Cup of CoCo BBS." I finally set up my system at the Vintage Computer Fest MidWest last weekend and started to learn the ins and outs of the CoCoSDC. I still have not been able to access the hard drive on which the BBS files exist, but I have not given up hope.

Please remember to mark your calendars for May 4th & 5th, 2019. The 28th CoCoFEST! really is just around the corner.

Attending the Vintage Computer Fest MidWest may have jump-started two young people into the world of the 6809, as they walked out of the event with a couple of CoCo2s. I should have gotten their names. Another missed goal, but, I rest assured that they could find Glenside, if they want to.

The updated Glenside constitution has been accepted and is online and the bylaws have been accepted and will be undergoing minor revisions and office consolidations as the club structure and needs have changed over the 15 years since the bylaws were last updated. Nothing too drastic will be changed, but, as with everything, things change, the documentation should reflect those changes.

AND, mentioning changes, the club election tallies will take place on October 18, 2018. The date was pushed back one week to accommodate a few personal schedules. For the first time, non-local persons (those outside the Chicago area) have been nominated for senior offices. We felt that, with the advances in technologies, their presence at the business meetings and communications via email, warrant this inclusion. Voting has been opened to the general membership, not restricted to the Chicago area, as well. These details are being worked out and you should get an email on the how and where to place your votes.

Sadly, time marches on and the number of "silent keys" (to borrow a phrase from the amateur radio world) grows. If you have news of any of our community passing, let us know. Their names will be posted in a column entitled "Silent Keys".

Please visit Glenside's club websites at <http://ncmedals.com/glenside> and <http://www.glensideccc.com> for more up to the minute information AND the 28th Annual "Last" Chicago CoCoFEST! registrations.

(I guess I better get them edited, eh?)

Until next time,

I bid you peace.

Tony Podraza, President
Glenside Color Computer Club

Trea\$ury Note\$

Our checking account balance as of September 13, 2018 is \$8,756.72.

Brian Goers, Trea\$urer
Glenside Color Computer Club

THE EDITOR'S CLIPBOARD

We rely on people just like you to help write articles for the newsletter.

John Mark Mobley, Editor
Glenside Color Computer Club

Elections are Around the Corner!

by Salvador Garcia

The Glenside Color Computer Club will be holding elections for officers at the next meeting, which will be on October 18 (note the change from the usual date). All club members are eligible to vote. If you have paid your dues or attended CoCoFEST! 2018 you are a member.

Get involved! This club works arduously to keep the Color Computer community active and vibrant. More information about how to vote and about the candidates is coming and updates will be posted wherever possible, such as the CoCo list, Facebook and Discord.

Learn more about the candidates. Know their platforms and their plans to keep the club and the community going. Does someone favor the 6809 over the 6309? Is there a favorite OS? Is the Commodore community in collusion with any of the candidates? Research these controversial issues and make your voice heard!

Find out what is on their mind. Which do you think is beneficial to the community? Should there be a debate to hear each candidate's thoughts and opinions?

The candidates are the following:

President: John Linville and Eric Canales
Vice-president: Tony Podraza, Chris Hawks, and John Mark Mobley
Treasurer: Brian Goers
Secretary: Rich Bair

Let's make this a great election!

The 27th Annual "Last" Chicago CoCoFEST!

by John Mark Mobley and Eric Canales

Eric Canales took these pictures. The pictures were originally taken in 3D.


Visit his website: <http://www.color-computer.com/>

Do a web search for "red-blue 3D glasses anaglyph" to see how to view his pictures in 3D.


tinyurl.com: <https://tinyurl.com/ycqdmprsv>



Neil Blanchard in the blue shirt on the right




Retro Innovations COCOMEM for Dragon Computer



ALTAIR 8800 Emulator with Serial User Interface



Neil Blanchard



Auction Items!



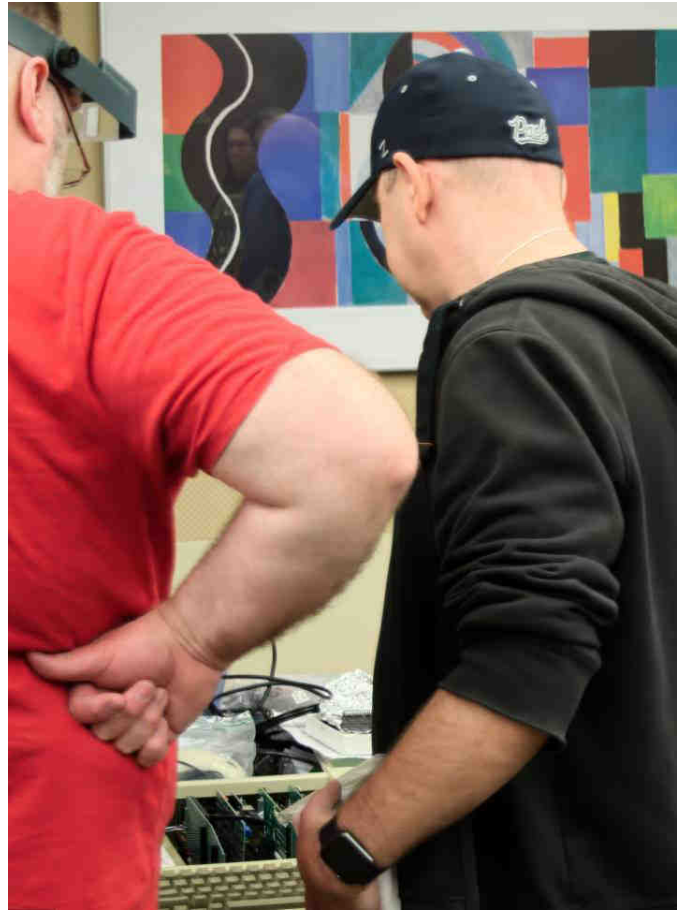
Pop Star Pilot



Forest of Doom Chalice of Bravery
This went to the first person to complete the mission.
Congratulations to Sir Paul Fiscaralli!



Multi-Pak Interface (MPI)
This is a way to add more I/O
Newer Multi-Pak designs offer more slots or I/O



Apple II
Look at all those card slots!
It's like a built-in Multi-Pak Interface (MPI)



L. Curtis Boyle



Steve Stroh (not Steve Strowbridge)
Steve is a ham radio enthusiasts




Richard Lorbieski (Boyson Tech)



Tandy Color Computer




Lobby of the Heron Point Convention Center



Tandy Color Computer




Sign by Salvador Garcia



Forest of Doom




Brendan Donahe



Tandy Color Computer




Christopher Hawks




Allen Huffman




John Strong



Tandy Color Computer



CoCo Field-Programmable Gate Array (FPGA) Emulator



Steve Bjork




Tom Schafeges



Tom Schafeges




Steve Bjork




John Linville



(L-R) Jason Reighard and Bruce Moore



Tandy Color Computer



Rick Adams



John Strong



Registration Table



Steve Strowbridge



Allen Huffman



Steve Bjork



Steve Bjork



Steve Bjork



(L-R) Tony Podraza and Belle Brain




Belle Brain



(L-R) Tony Podraza and Belle Brain



Let's do it again next year!



Jamie Lee Cho



Tony Podraza



Ron Devalue



(L-R) Brett Gordon, Daniel Keller and Kenneth Reighard



CoCoFEST!




Tony Podraza



(L-R) John Linville, Neil Blanchard, Michael Rowen, and Boisy Pitre



(L-R) Richard Lorbieski and Tony Podraza Give me a sign!



(L-R) John Strong and Allen Huffman



Bojangle's



(L-R) Diego Barizo, Jason Reighard, and Kenneth Reighard



CoCoFEST! 2018

CoCo Happenings By Salvador Garcia

2018-07-05 Walter announced the first step he took in making VCC multiplatform. He converted the VCC code using the gcc/g++ compiler under mingw/msys64.

2018-07-06 Rietveld posted a video demonstrating how he used a USB/Serial converter to connect his DriveWire server on his Win 10 computer to the serial port of the CoCo.

https://youtu.be/AHg_dQhxeaQ

2018-07-22 Richard Lorbieski announces his product, the BoysonTech Boomerang E2, the first ever 2MB board for the CoCo 3 under \$50USD.

<https://boysontech.com/marketplace/>

2018-07-22 Rietveld announced the availability of a game disk image for the Dragon32/64. The image contains 74 .vdk DISKS of DRAGON games. Interested parties need to contact Rietveld directly at "rietveld h" (no spaces) at hot mail dot com.

2018-07-24 Ed Snider (aka Zippster) announced work on his four-slot MPI. Aside from this main functionality, Ed also mentioned that the project has additional features such as an OPL3 sound chip and high-speed UARTs.

<https://thezipsterzone.com/2018/05/09/mega-mini-mpi/>

2018-07-24 Nathan Byrd announced that he has been working on updating the DriveWire project and solicits help from software developers that want to get involved.

<https://github.com/DriveWire/DriveWireServer>

2018-08-05 John Linville posted progress on SBASICC (System BASIC Compiler), a BASIC compiler for the MC-10. His plan is to extend this project to the CoCo and the Dragon.

<https://youtu.be/zVFBjyM2FWU>



CoCoFEST!

2018-08-05 Walter Zambotti announced further work on his Open VCC project. He will be working on sound next. He has mostly eliminated the dependency on Direct X, a necessary step in the path towards platform independence.

2018-08-18 Rietveld posted a video demonstrating how he is able to boot DriveWire from either a floppy or SDC and move files between DriveWire and SDC.

https://youtu.be/5YGQ_vE6GcM

2018-09-01 L. Curtis Boyle announced the availability of the NitrOS9 "Ease of Use" Beta 1.

FTP Download area:

SERVER: optimalcreations.com
PORT: 2121
username: nitros9
password: nitroudate3

2018-09-14 Ed Snider announced his new project: A mechanical keyboard replacement for the CoCo. Currently, it is still a work in progress, but should be available soon.

<https://tinyurl.com/ybakclfz>

2018-09-17 Carlos Camacho announced that he uploaded another issue of Dynamic Color News to the Color Computer Archive.

<https://tinyurl.com/ybfgwd3p>

2018-09-18 Walter Zambotti announced further work on his Open VCC project. As of the latest update, he finished porting the AGAR GUI to SDL2 and the AGAR test suite worked without a problem.

2018-09-18 Rietveld posted a note that he had successfully used VCC on an Intel Compute Stick with Lite Ubuntu and WINE.

<https://youtu.be/91lqigAluKM>

In a separate post, he provided download links to all of the above:

LUBUNTU (Lite Ubuntu): <https://lubuntu.net/>
WINE : <https://www.winehq.org/>
VCC: <https://tinyurl.com/y9c9aez3>
CoCo .DSK files: <https://tinyurl.com/y7xdsM4y>

Note: Rietveld, in a later post, mentioned that Ubuntu 14 works just as well and actually used less resources than LUbuntu.

2018-09-20 Pierre Sarradin announces the release of version 0.1.53 CMOC C compiler for the CoCo. Enhancements include support for CoCo graphics.

<http://sarrazip.com/dev/cmoc.html>

2018-09-24 Joel Rees announced that he had been tinkering with a Perl script to convert 6800 code to

unoptimized 6809 code. Untested and unfinished, he put it out there for any interested parties.

<https://ja.osdn.net/users/reiisi/pastebin/5866>

Glenside Color Computer Club Picnic

by John Mark Mobley

It was a nice day, Saturday September 8.

The rules for our picnic are that the club provides ice, drinks, meat and buns; the attendees supply everything else. We had about 11 people show up, members and spouses. The dining room table was "filled-up", more than plenty to go around. The picnic was at Brian Schubring's home. Brian let me play his flight simulator for Remote Controlled / Radio Controlled (RC) airplanes. The controller is like an actual controller you would use with a RC airplane.

This was not a teleconferenced virtual reality picnic. This was the real thing. Real people, real food, low tech. Very retrospective. Just good old fashion fellowship.



2018 Picnic

Vintage Computer Festival Midwest (VCFMW)

by John Mark Mobley

The VCFMW was September 15-16, 2018.


I enjoyed talking to RCA CDP1802 COSMAC ELF people. They are selling the 1802 "Membership Card".

What follows are some pictures for the event...

Link: <http://vcfmw.org/>



THE C64 MINI with a quarter on top.
The keyboard is fake but it works with a USB keyboard.



6809SBC

<http://github.com/jbevren/6809v2>
CPU 3.68MHz 63c09e RAM: 128k
I/O: 68681 DUART Storage: SD-Card
Firmware: SBUG-E monitor
By: David Wood



(L-R) Jim O'Keefe, Malcom Ramey, and Neil Blanchard



(L-R) Neil Blanchard, Josh Bensadon, and David Ladd
Josh is a fan of the RCA 1802 Microprocessor



David Wood



Belle Brain



Eric Canales



Exidy Sorcerer

https://en.wikipedia.org/wiki/Exidy_Sorcerer



(L-R) Slor and Randy Kindig



Tandy Assembly
by John Mark Mobley

Tandy Assembly is a vintage computer festival for Radio Shack computers and their clones. They include the monochrome computers, color computers, pocket computers, Model 100s, laptops, IBM compatibles, electronic digital computer experimenter kits, Digi-Comp I, robots, books, and mementos. It is November 10-11 in Springfield, Ohio. This is a new location.



Evan Wright



Tandy Assembly

The Jeff Vavasour Emulators by Salvador Garcia

A CoCo emulator is an application that runs within an operating system such as Linux or Windows and replicates the functionality of the Color Computer. As there were three models of the CoCo, there are emulators that specifically target a model.

The best known CoCo emulators are VCC, MAME and XRoar; however, there is another set of emulators that were authored by Jeff Vavasour (JV) that aren't as widely promoted as the three mentioned. The JV emulators run under MS-DOS. Yes! MS-DOS, that glorious Microsoft operating system of the early 80s.

The JV emulators are written in Intel x86 assembly language and their source is available. Jeff made that decision so that the community would be inspired to enhance them or build other emulators using his code as a foundation.

I thought I'd take these emulators for a spin and document my adventure. The main Webpage where these emulators are found is the following:

<https://www.vavasour.ca/jeff/trs80.html>

Both the CoCo 2 and 3 emulators can be downloaded from this page, as can emulators for other computers. The files that are downloaded are coco2-16.zip and coco3.zip for the CoCo 2 and 3 emulators, respectively. I created two folders; one for the CoCo 2 emulator and another for the CoCo 3 emulator and extracted the files from the ZIPs into their respective folder.

The next step I did was to setup an MS-DOS environment. Although there are numerous ways to go about this, I chose to use the DOS Box x86 emulator, located at the following link:

<https://www.dosbox.com/>

I downloaded and installed the latest version, 0.74-2, released on August 30th, 2018. I created an icon on the Windows desktop. Running this emulator opens a window with a console. Here, the user has access to one drive, Z:. This drive contains the system and support files. The console window is a DOS machine. Typical internal commands such as COPY and DIR work, but many, if not all, external commands are not included.

The next step was to have DOS Box recognize the folders where the emulator files were located. To do this we need to mount the local drive resource within the DOS Box environment. This is done using the DOS Box MOUNT command:

```
mount c c:\sgvWork\Download\JeffVCoCoEms.
```

Of course, you'll need to substitute the name of the folder that's on your computer. The CoCo2 and CoCo3 folder are in the JeffVCoCoEms folder.

```
Z:\>SET BLASTER=A220 I7 D1 H5 T6
Z:\>mount c c:\sgvWork\Downloads\JeffVCoCoEms
Drive C is mounted as local directory c:\sgvWork\Downloads\JeffVCoCoEms\
Z:\>
```

Now we can use the perennial DIR command:

```
Z:\>dir c:
Directory of C:\.
.                <DIR>                27-09-2018 16:35
..               <DIR>                27-09-2018 16:31
COCO2            <DIR>                28-09-2018 11:08
COCO3            <DIR>                27-09-2018 16:32
C3SOURCE        ZIP                265,024 27-09-2018 16:34
COCO2-16        ZIP                66,056 27-09-2018 16:32
COCO3           ZIP                220,096 27-09-2018 16:30
3 File(s)       551,176 Bytes.
4 Dir(s)        262,111,744 Bytes free.
Z:\>
```

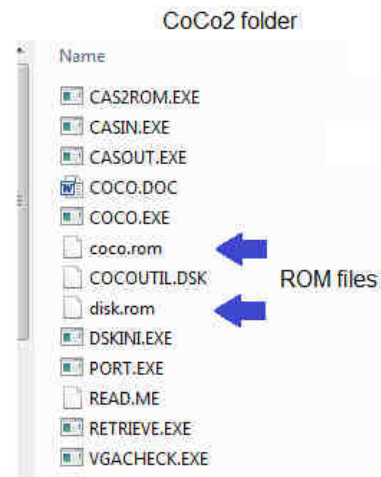
Here, we can see the two folders that I created for the emulators, plus the ZIP files that I downloaded. We'll just ignore the ZIP files.

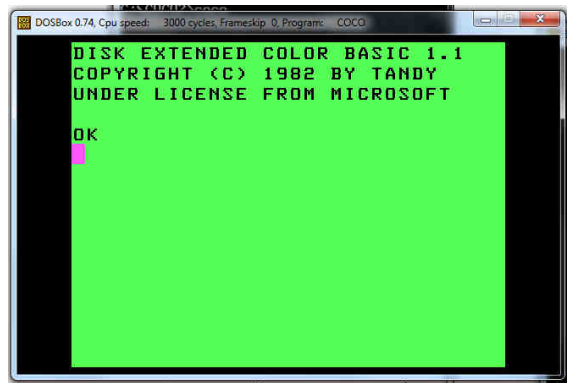
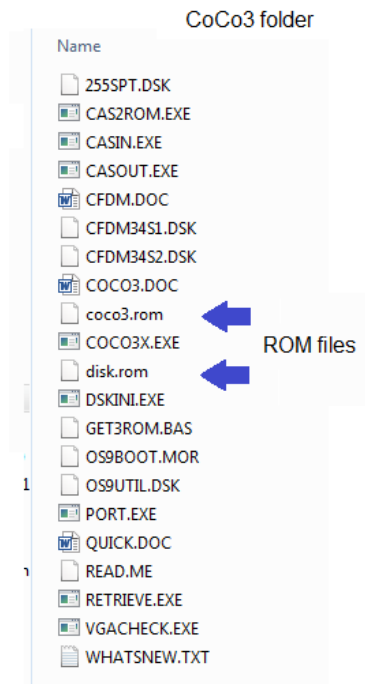
The next step is to get the CoCo ROMs. The JV emulators do not come with ROM images for now obsolete copyright reasons. Luckily, the Color Computer Archive comes to the rescue providing the necessary ROM images for the JV emulators at the following link:

<https://tinyurl.com/y7h88cnx>

Download the CoCo2 and CoCo3 ZIP files.

Extract the two ROM files from CoCo2.zip ROM archive and place them in the CoCo2 folder where the JV CoCo2 emulator files were placed. Do the same with the CoCo 3 ROMs, placing them in the CoCo3 folder where the emulator files are located. The resulting files in the folders should be the following:

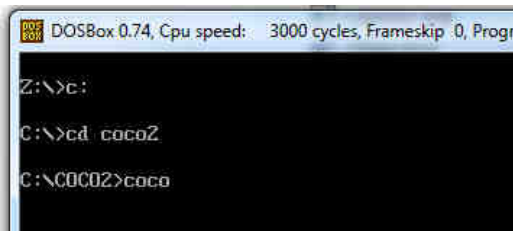




Now let's test our emulator by entering the obligatory test program. Run it as usual. It works!



We are now ready to run the emulators. Let's start with CoCo 2. Back in DOS Box change the drive to C: then change to the COCO2 directory. Finally run the emulator by entering COCO plus the Enter key.



The emulator's introduction screen should display.

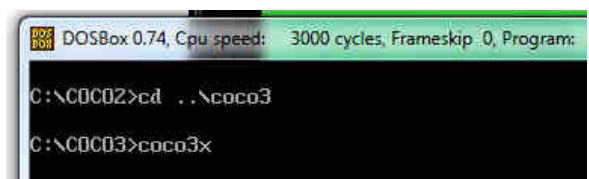


Note the entry "Options menu/Quit F6 or right click" We'll need that!

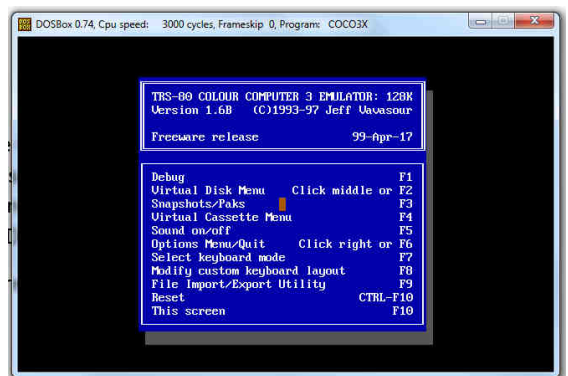
Click once inside the DOS Box to capture the mouse pointer (might not be necessary) and then click again to boot the CoCo 2. The usual notice should display.

Exit by pressing F6 then "Q". Note: I had some trouble with the mouse capture. Alt Tabbing to another application then back to the DOS Box seemed to get the mouse back. I did not do further tests to determine the origin of this odd behavior or a robust workaround. Since this behavior persisted after I exited the CoCo emulator, I am inclined to think that it has to do with DOS Box.

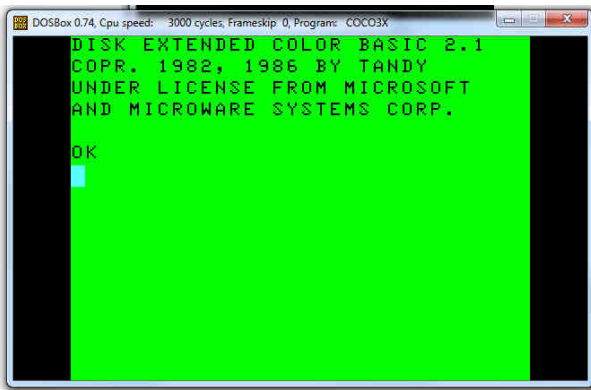
Now change directories to COCO3, enter COCO3X and press Enter.



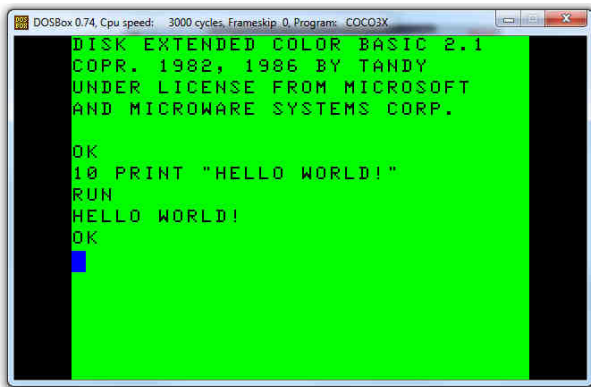
The initial screen should display.



Press ENTER to boot the computer.



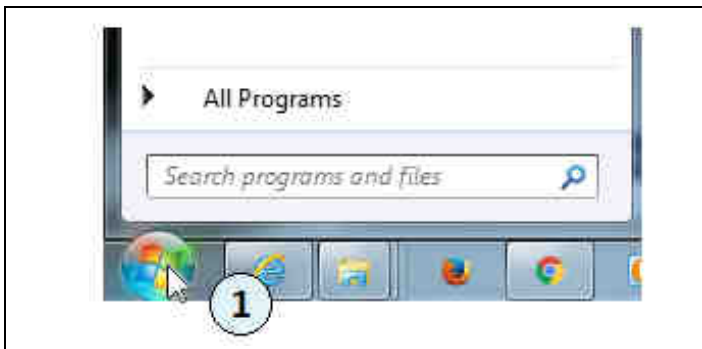
I entered my test program and ran it. All worked, sort of.



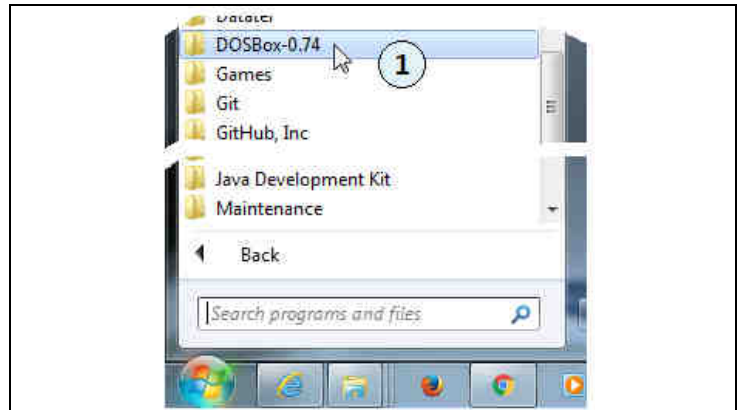
The interactions seemed sluggish and the keyboard unresponsive. A few keystrokes were skipped and found that I needed to type very slowly so that all the keystrokes were correctly interpreted. This may be a matter of configuration, but I did not want to get into this right now. Jeff mentions that he swapped out the 6809 core from the original one because of copyright reasons. He also mentions that the 6809 core in the freeware version is slower, so this might be the cause for the sluggish behavior.

Since we have two CoCo emulators, what if we wanted to have a “multi-boot” menu pop up whenever we started DOS Box that would allow us to select whether we wanted to start the emulator for the CoCo 2 or 3?

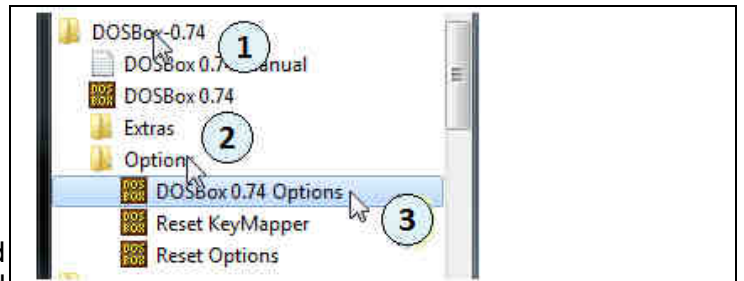
This is possible by using a DOS Box configuration option combined with some old-fashioned batch programming. The process that follows only works with DOS Box versions .73 and newer.



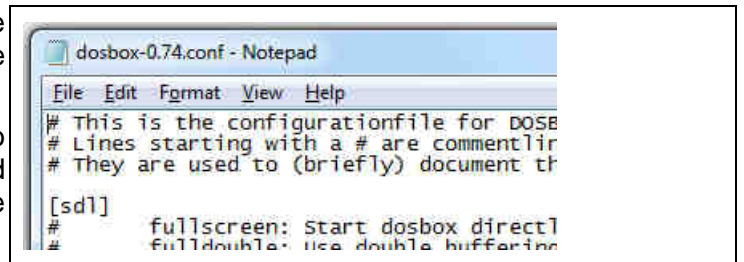
Click the Windows Start button.



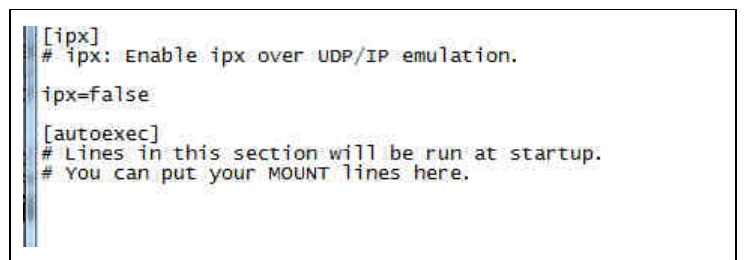
Locate the DOS Box installation. The method to do this will vary depending on your Windows version. I am using v7; so I clicked on All Programs and then scrolled down to locate DOSBox-0.74.



Once the DOS Box installation is located, click to open it. Click on the Options subfolder to open that too and finally click on the DOSBox0.74 Options item to open the configuration file.



The configuration file is a text file that will open with Notepad. We are going to modify this file to include an auto exec section. This section is towards the bottom of the file (if not the absolute bottom!)



The [autoexec] section of the config file is where we’ll add our batch.

The batch program that we'll add right after the last # comment line is the following:

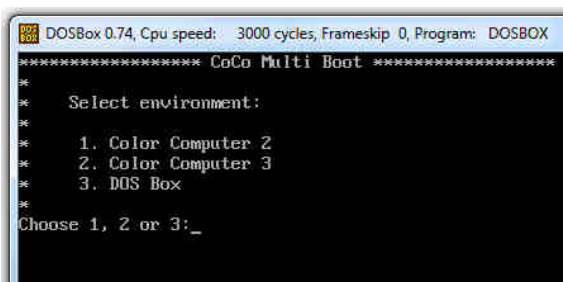
```

REM Substitute your own path spec here
mount c C:\sgvWork\Downloads\JeffVCoCoEms
c:
@ECHO OFF
REM Select CoCo 2 or CoCo 3
:Start
cd c:\
CLS
ECHO ***** CoCo Multi Boot *****
ECHO *
ECHO *   Select environment:
ECHO *
ECHO *   1. Color Computer 2
ECHO *   2. Color Computer 3
ECHO *   3. DOS Box
ECHO *
CHOICE /C123 /N Choose 1, 2 or 3:
IF ERRORLEVEL 3 GOTO EXITNOW
IF ERRORLEVEL 2 GOTO COCO3
IF ERRORLEVEL 1 GOTO COCO2
GOTO EXITNOW
:COCO2
CD COCO2
COCO
GOTO Start
:COCO3
CD COCO3
COCO3X
GOTO Start

: EXITNOW
CLS
ver

```

Save the file and start DOS Box. The menu should display.



This article only touched on the surface of the JV emulators (and of DOS Box!) There is plenty to explore. Enjoy!

Vote for Glenside Officers by Tony Podraza

My Fellow Glensiders;
(Well, it worked for Kennedy...)

Nominations for president, vice president, treasurer and secretary were made at the September business meeting. The polls are now open and you can vote.

The election of club officers will take place on October 18, 2018, the THIRD Thursday in October, not the second, this year.

According to the Bylaws, any member in good standing may vote. (See the bylaws on the website for further information.) If you attended the 2018 CoCoFEST!, your membership has been renewed for this year and you are eligible to vote.

If you have, in lieu of FEST attendance, sent in your dues to our treasurer, Brian Goers, you are eligible to vote. Any questions regarding the payment of dues via PayPal or credit card, please contact Brian. His contact information is at the top of page 2 in the newsletters.

You can vote at www.tandylist.com. There will be a flashing box marked "VOTE".

Click on that.

That will lead you to the ballot.

Make your selections by clicking in the circles next to your candidate.

Click on the "Submit Ballot" button, when finished.

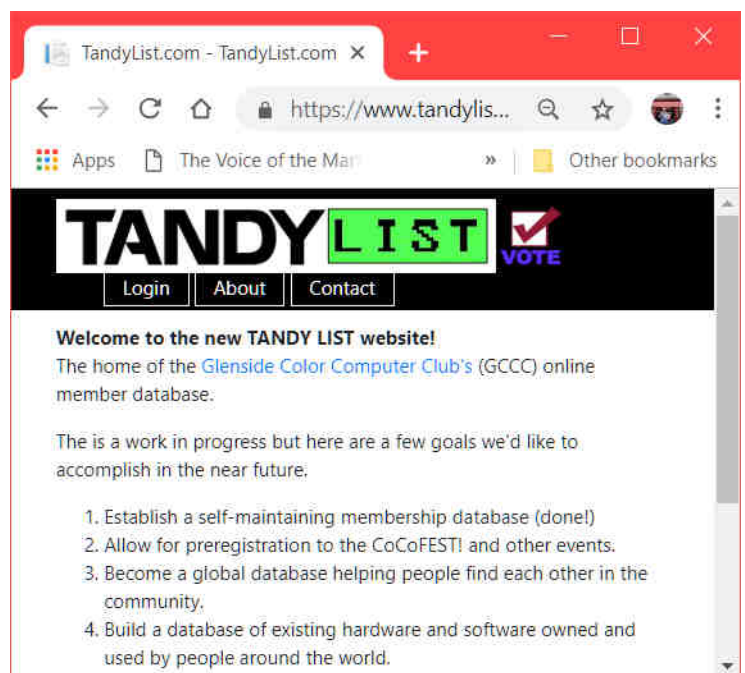
That is all there is to it.

You may change your ballot until October 18, 2018, at 6:00PM CDST.

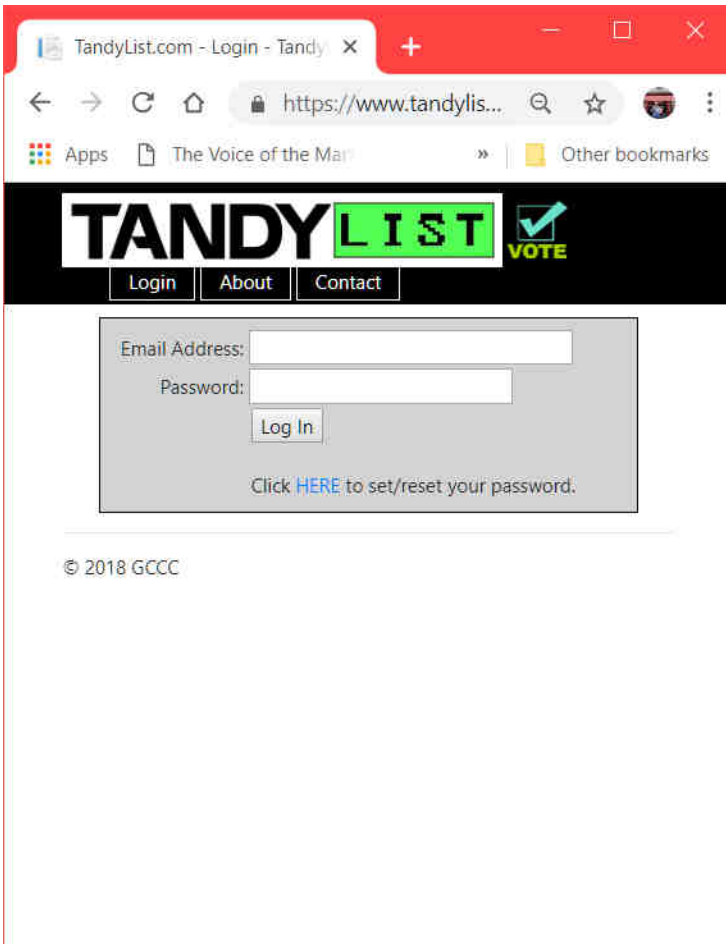
Your ballot will be secret as per the Bylaws.

Your final selections will be tallied and the results will be published on the Club Websites.

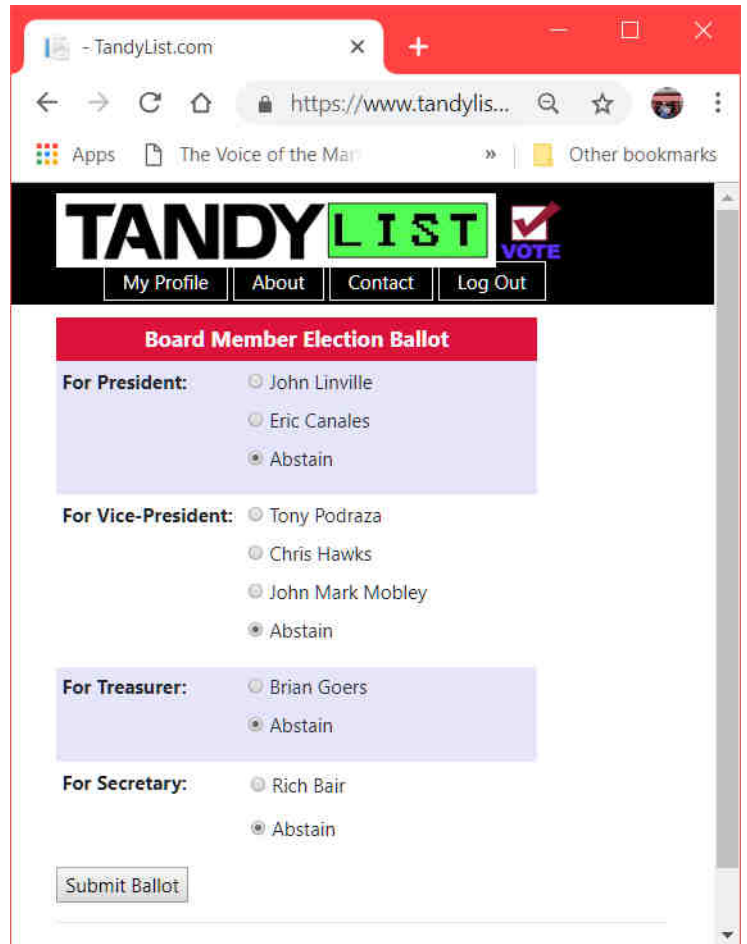
Your final selections ONLY will be tallied.



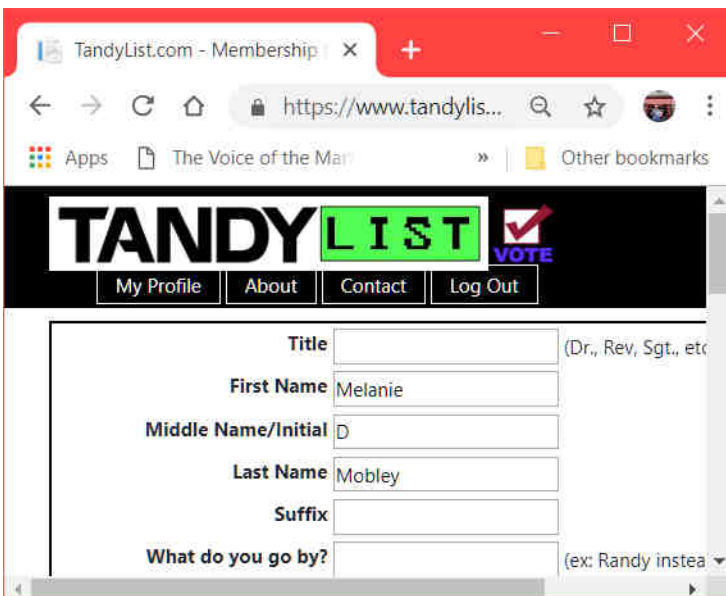
Step 1) Go to: <https://www.tandylist.com/>



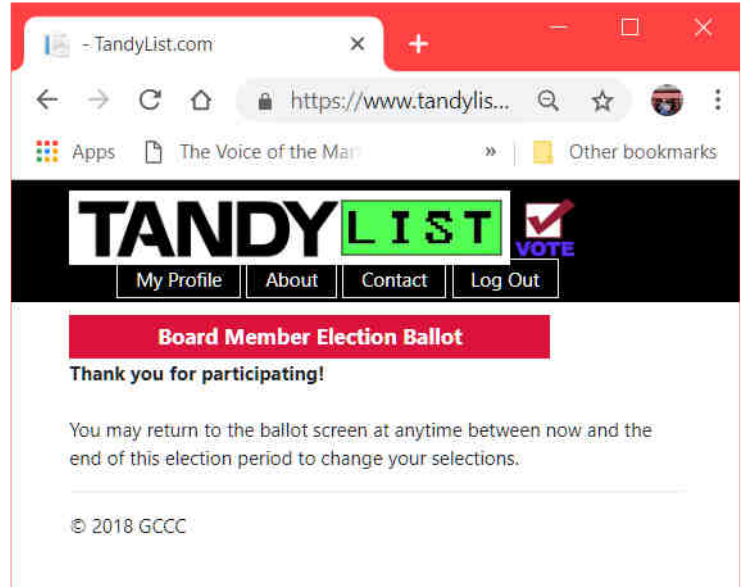
Step 2) Login or register and login
If you have problems then click on Contact



Step 4) Make your selections and press Submit Ballot



Step 3) Click on the flashing VOTE icon



Step 5) Log Out

Calendar of Events

by John Mark Mobley and Salvador Garcia

See our website's Calendar of Events:

<http://www.glensideccc.com/calendar/index.shtml>

Glenside Color Computer Club, Inc. Business Meetings

October 18, November 8 and December 13, 2018

Thursdays, 7:30 PM to 9:30 PM Central Time

Schaumburg Public Library

130 South Roselle Road

Schaumburg, IL, USA

Blue Jeans teleconferencing access is available via John Mark Mobley or John Linville. You can call in.

Sept. 28-30, 2018

Maker Faire Milwaukee

Wisconsin State Fair Park

8200 W Greenfield Ave, West Allis, WI 53214

<https://milwaukee.makerfaire.com/>

October 19-20, 2018

Portland Retro Gaming Expo

Oregon Convention Center

Portland, Oregon

<http://www.retrogamingexpo.com/>

November 10-11, 2018

Tandy Assembly

Courtyard by Marriott

Springfield, Ohio

<http://www.tandyassembly.com/>

November 10, 2018

TI International World's Faire

Evanston Public Library

Evanston, IL

<http://ctiug.sdf.org/>

<https://www.epl.org/>

December 1-2, 2018

World of Commodore

Toronto, Ontario, Canada

<https://www.tpug.ca/category/woc/>

May 4-5, 2019

The 28th Annual "Last" Chicago CoCoFEST!

Tandy Color Computer Festival

Heron Point Building

Lombard, IL, USA

Link: <https://tinyurl.com/y8zrdyw4>

The 28th Annual "Last" Chicago CoCoFEST!



CoCoFUSION

Here are the 5 "W's"

WHO? 1) Glenside Color Computer Club, Inc.
PRESENTS

WHAT? 2) The 28th Annual "Last" Chicago CoCoFEST!

WHEN? 3) May 4 & 5, 2019

(Sat. 9 am to midnight - Sun. 9 am-3 pm)

WHERE? 4) Fairfield Inn & Suites Lombard

645 West North Avenue

Lombard, IL 60148

(Near the intersection of IL-355 and North Avenue)

(Same location as 2018!)

Overnight room rate:

\$94.00 plus 11% tax (\$104.34 Total)

Call 1-630-629-1500 for reservations.

You must ask for the Glenside "CoCoFEST!" rate.

>>> YOU MUST REGISTER UNDER "CoCoFEST!" <<<
>>> TO GET THIS RATE <<<

WHY? 5)

- A. To provide vendor support to the CoCo Community
- B. To provide Community support for our CoCo Vendors
- C. To provide educational support to new users.
- D. TO HAVE AN OUTRAGEOUSLY GOOD TIME!!!

And now, the "H" word.

HOW MUCH? All Attendees - General Admission

Both days: TBD ~\$15.00 1st – TBD ~\$10.00 2nd & more

Sunday Only: TBD ~\$10.00 1st – TBD ~\$5.00 2nd & more

***** Children 12 and under - FREE *****

*** Students 21 and under with valid Student ID - FREE ***

For further information, general or exhibitor, contact:

Tony Podraza, GCCCI Robert Swoger, GCCCI

847-428-3576, VOICE 630-589-4692, VOICE

tonypodraza@gmail.com rswoger@aol.com

Be sure to visit our Website to see up-to-date information
on upcoming events. <http://glensideccc.com>