



## CoCo ~ 123 Memory Map

### Routines

### Address

-----	-----
GCCC Officers.....	1
GCCC Information, Contributions.....	2
Contributors to this Issue, GCCC Meetings.....	2
From the President's Platen.....	2
Trea\$ury Note\$, Secretary's Notebook.....	3
Editor's Clipboard.....	3
Award Ceremony, Retro Innovations.....	4
John Linville's Games Master Cartridge.....	6
CoCoVGA, Neil Blanchard Hardware Projects.....	6
Cloud 9.....	7
"Bomb Threat" Game.....	9
CoCo3 PacMan.....	9
The 26th Annual "Last" Chicago CoCoFEST! .....	9
Tandy Assembly.....	13
Calendar of Events.....	13

### Upcoming Events:

- The Glenside Color Computer Club picnic **September 16, 2017**
- Tandy Assembly **October 7-8, 2017**
- The **27th** Annual "Last" Chicago CoCoFEST! **April 21-22, 2018**
- Regular meetings every 2nd Thursday @ Schaumburg Library.

### G.C.C.C. OFFICERS

Here is the list of 2017 club officers and how to contact them. If you have questions about the association, call one of the officers for the answers.

POSITION	NAME	PHONE	PRIMARY FUNCTION
-----	-----	-----	-----
President	Tony Podraza	847-428-3576	The buck stops here...
Vice-President	Chris Hawks	815-943-4690	Meeting planning, etc.
Treasurer	Brian Goers	708-805-1888	Dues and Purchasing
Sec. Emeritus	Bob Swoger	630-589-4692	Records and Reporting
Secretary	Rich Bair	847-835-1309	Takes meeting minutes
Director	Tony Podraza	847-428-3576	CoCoFEST! Organizer
Librarian	Brian Goers	708-805-1888	Special Events
Editor	John Mark Mobley	847-409-8604	Newsletter Production
-----	-----	-----	-----

Copyright ©2017 Glenside Color Computer Club, Inc.



Tony Podraza



Chris Hawks



Robert Swoger



Rich Bair



Brian Goers



John Mark Mobley

## CoCo~123 INFORMATION

CoCo~123 is the newsletter of the Glenside Color Computer Club. Your annual contribution of \$15.00 helps to keep our club going. Send your check to:

Brian Goers, Glenside Treasurer  
3312 Miller Avenue  
South Chicago Heights, IL 60411

Our treasury provides newsletters and good times with fellow CoCo users at our Annual "Last" Chicago CoCoFEST! and our Annual Glenside Picnic.

If you attend the Annual CoCoFEST! your annual contribution is covered for that year.

## CoCo~123 CONTRIBUTIONS

If you have any suggestions for the newsletter or would like to submit an article, please contact the CoCo~123 Newsletter editor:

John Mark Mobley, Editor  
4104 Wren Lane  
Rolling Meadows, IL 60008  
[johnmarkmelanie@gmail.com](mailto:johnmarkmelanie@gmail.com)

## CONTRIBUTORS TO THIS ISSUE

Rick Adams	Glen Hewlett
Neil Blanchard	Mark Marlette
Brendan Donahe	John Mark Mobley
Salvador Garcia	Tony Podraza
Brian Goers	Michael Rowen
Chris Hawks	Bob Swoger

## G. C. C. MEETINGS

The Glenside Color Computer Club meets the second Thursday of each month at the Schaumburg Township District Library at 7:00 pm. If you need a map, see our Glenside Homepage at:

<http://ncmedals.com/glenside/splmap.html>

A social get-together always follows the meeting at a nearby restaurant we lovingly call, "The Meeting After".

## FROM THE PRESIDENT'S PLATEN

First, what you all want to know.....

IT IS ON!

April 20, 21, and 22, 2018  
Heron Point, Lombard, IL

The 27th Annual "LAST" Chicagoland CoCoFEST!

The "Point" is booked; the rooms are blocked out for Glenside.

The hours are the same as 2017 for an extended time of fun.

The dinner will, again be catered by Porky's. The cost? It will be forthcoming.

(Have we really been doing this for almost half of my life?)

We have seen an upturn in attendance, again, this year, with people coming back to the CoCo, and new faces springing up, as well. A fun time was had by all.

This is about the 4th year someone has asked about credit card payments or PayPal, and we are finally looking seriously at gaining that capability. Thank you for your suggestions and patience. Read the Meeting Minutes for more information.

I cannot thank you enough for your generosity during the NMB (No Minimum Bid) Auctions. They are always fun, and I always want you to consider that the items should mean something to you. (If you have an auction addiction, please call 1 800 STOP ME NOW...LOL.)

Imitation is the highest form of a compliment, and I want to thank Jason Timmons for his assistance this year at the NMBA, and am grateful for his emulation of Glenside's Auction at the Vintage Computer Fests with which he is deeply involved. The mix of humor and business is unique, I think, and the ability to laugh at oneself when one (I) gets lost with tracking the bids from the floor brings a smile to all, I hope.

I want to bring a name up from the past. Carl Boll. Carl is rehabbing from a major 2015 stroke that immobilized his left side. He is in his own apartment; amazing, if you think about it, and re-gaining more and more functions on a daily basis. He has recently opened a Facebook account. You can join his friend list and follow his progress. His attitude and perseverance is an example to follow. His humor has not been dimmed by his situation, either. It has been good to hear from him. Let him know that you are in his corner.

The annual pique-nique will be held at Chris and Nancy Hawks', this September. The date should be in this month's meeting minutes. Always a good time. Bring the ladies and the kids...remember, this is a Family Friendly group.

There is always a bunch of stuff I forget to put in here, but I will let others take up my failings. This is from the heart, and from Carl's latest Facebook post:

August 15, 2015

I woke up got out of bed, tried to stand up and my left leg gave out. I knocked over the wicker clothes hamper that was next to my dresser. I managed to sit back down on the bed but nature was calling I carefully tried to stand again. Once again my left leg buckled and I fell on the hamper breaking it. At this time I had no idea I was having a stroke. I managed to get back into bed. I got up once again. This time I was using the dresser for support. I managed to get into the bathroom. I finished in the bathroom and made my way back to bed. I must have dozed off because the next thing I remember is getting up because I was

hungry. I got out of bed and walked into the kitchen where I made toast and tea. I ate standing up. I made my way back to my middle bedroom. It was getting late in the morning. I was supposed to take my mother shopping. I fell again in the room, this time I wasn't able to get up. My left arm was numb and I couldn't really use it. I still didn't realize I was having a stroke. I managed to get my cell phone off of the desk. I called my mother who called my brother. I then called my landlord so he could let my brother into the building. By this time I was finally starting to realize there was something seriously wrong. My brother arrived and called 911. The firemen arrived and one of them helped me to my feet. Once on my feet I was able to walk out into the dining area where they had the gurney. They took me downstairs quickly and once in the EMT vehicle they started an IV and took my vital signs. My blood pressure wasn't extremely high and my pulse rate was only 79. They decided I needed to go to the hospital right away. They called in and it was decided I should be transported to MacNeal Hospital. The other option was Christ Advocate hospital in Oak Lawn. Christ is a trauma center and there had been a bad accident on the Dan Ryan expressway that morning so it was decided that MacNeal would be the better choice. It was the best choice; MacNeal has excellent stroke support facilities. I was quickly diagnosed, treated and admitted. I got a room on the 4th floor. There was a PCT on the floor named Beth, she was very nice. One of the evening nurses was named Flo. She would order ice cream late at night for the two of us. Actually, you got a nighttime snack. I always ordered sherbet and 'nilla wafers somehow the cookies never seemed to make it to the room. They got a supply of raspberry sherbet in and I was in heaven the last two weeks I was there. If you have to be in the hospital it helps to have raspberry sherbet. While at MacNeal I would begin my physical therapy. Two therapists, Dana and Melissa would come to the room to give me therapy. They took a chair and put it between the two beds. The idea was that I was to get out of bed in the morning transfer to the chair and have my meals while sitting in the chair. One day after Melissa and Dana had finished my therapy for the day I had just transferred back to the bed and Melissa was kneeling on the chair trying to plug the bed alarm back in. It was so tempting; I raised my right hand over her behind and heard a voice from behind me, "I wouldn't do that!" It was Dana. "What's he doing?" "He was going to spank you." "Let him, if he uses his left hand." Dana started to laugh as I struggled to lift my left arm. "What's so funny?" "You should see him; he's trying so hard to lift his left arm he has tears in his eyes." It was true, I did

have tears in my eyes. "It figures." She finally got the alarm plugged in. "Too late Carl, maybe next time." "Look how high he lifted his arm." "See what a little motivation can do?" I now had my left arm lifted to shoulder height and it hurt. "You can put your arm down now Carl the alarm is hooked up."

By the way, if you don't know, Carl is responsible for the First Chicago CoCoFEST!. But that is another article.

Until next time, I bid you Peace.

In His Grip,

Tony Podraza, President  
Glenside Color Computer Club

### **TREASURY NOTE\$**

As of 6/3/2017 our starting balance was \$4,780.67, we had a deposit \$3,387.95, our interest was \$0.57 and our new balance was \$8,169.19.

Brian Goers, Trea\$urer  
Glenside Color Computer Club

### **SECRETARY'S NOTEBOOK**

This is the last time I will be writing Secretary's Notebook for the CoCo~123. I attribute this to complications of poor health. I began visiting Glenside around 1985 as a reporter for the Motorola Color Computer Club. I had been using the Sinclair computers since 1980 but it was the camaraderie I experienced with Ed Hathaway and the folks at Glenside that kept me coming back.

At Motorola I was helping publish the newsletter on that club's PDP-11/60 computer and soon wrote its BBS. Soon I was doing the same tasks for Glenside. I wrote LogiCall for the Sinclair TS-2068 and Spectrum releasing it to the public at the Dayton Ohio Computerfest in 1995. Fifteen years later with the help of Chris Hawks and John Mark Mobley as LogiCall V7 for the CoCo3, also known as LogiCoCo.ZIP.

2014 saw the Nicor-inspired fire in my garage. It was the garage wherein was stored the complete Glenside newsletter collection, complete Rainbow collection, about 70 Library disks and the remains of my CoCo3 setup.

Now I must pass LogiCoCo on to John Mark Mobley and the secretary baton to Richard Bair.

Bob Swoger, Secretary  
Glenside Color Computer Club

### **THE EDITOR'S CLIPBOARD**

The club is trying to release 4 newsletters a year. We try to send the newsletter on or before the first day of spring, summer, fall/autumn, and winter. If you have an article or an article idea please let me know.

My wife has been helping me with spelling and grammar, but now she is in grad school and no longer can commit time to this task. Would you like to assist me in putting out the newsletter?

John Mark Mobley, Editor  
Glenside Color Computer Club

### Award Ceremony by John Mark Mobley

We want to honor / show respect to people that have invested time, creativity, money, and life into the CoCo community.

Computer enthusiasts that have not excelled at sports may have never had a chance to receive a trophy...until now!

Glenside gave out 7 trophies.

Video link of the awards ceremony:

<https://tinyurl.com/y9hahlxl>

Riddle: What do you call it when someone throws a dollar coin into a bucket? Rick Adams guessed: "8-bit bucket" and won a trophy!

Belle Brain got a trophy for most innovative exhibiter for her Printed Circuit Board (PCB) earrings.

Link: <http://store.go4retro.com/miscellaneous/>

Link: <http://store.go4retro.com/circuit-board-earrings/>



Belle Brain & her Printed Circuit Board (PCB) earrings

Brian Schubring got a trophy for his role as the Music Man.

Christopher Hawks got a trophy for his software.

Allen Huffman got a trophy as a lifetime achievement award for videos, pictures, and software.

Rich Bair got a trophy for being the money record tracker at the CoCoFEST!

We had a vote for who would get the last trophy and Steve Strowbridge won for his YouTube videos.

### Retro Innovations Tandy Color Computer Hardware Projects by John Mark Mobley

Here is what Jim Brain has to offer...




Product Name: CoCoFlash

Description: 8 Megabyte FLASH cartridge with Orchestra 90 functionality.

Link: <http://store.go4retro.com/coco>

Link: <http://store.go4retro.com/cocoflash/>

Current State: In production




Project Name: CocoSOUND

Description: Stereo General Instrument AY-3-8910 chiptune cartridge with 512kB FLASH ROM and 4 digital joystick ports

Link: <http://www.go4retro.com/projects/cocosound/>

Current State: Under development



Product Name: X-Pander CoCo  
 Description: Multi-Pak Interface (MPI) replacement  
 Current State: Nearly finished, verifying correct operation under various conditions



Product Name: CocoLINK  
 Description: Tandy RS232 Pak functionality with additional speeds (38.4kbps, 57.6kbps, 115.2kbps, 230.4kbps)  
 Current State: Design complete, waiting for sufficient community interest to start production.



Product Name: CocoMEM  
 Description: 2Megabyte static RAM upgrade that plugs into the GIME socket. No soldering and no clip leads required.  
 Current state: In development

Installation Instructions for the CocoMEM:

- 1) Power off and unplug the computer.
- 2) Wear an anti-static wristband.
- 3) Remove the screws that are holding the computer together.
- 4) Remove the GIME chip from its socket.
- 5) Inspect the GIME chip for any bent pins.
- 6) Clean the GIME chip pins by rubbing / dragging / sliding the pins on a white piece of paper.
- 7) Install the GIME chip onto the CoCoMem board using small amount of mineral oil on the contacts and pins.
- 8) Install the CoCoMem board into the GIME socket.
- 9) Power up the computer.
- 10) Perform a memory test.
- 11) Reassemble the computer.
- 12) Create or buy software for the new hardware.



Product Name: CocoNIC  
 Description: Color Computer CS8900A Ethernet Network Interface Controller (NIC)  
 Current State: Verifying hardware design through software development

**Roger Taylor DE0-Nano Hardware Project**  
 by John Mark Mobley

Roger Taylor's new Tandy Color Computer hardware emulator has a new smaller Field-Programmable Gate Array (FPGA) design based on the Terasic DE0-Nano printed circuit board:

<http://www.cococommunity.net/how-to-build-your-own-coco-4/>

Allen Huffman was demoing this new FPGA CoCo design at the CoCoFEST! It is much smaller than the DE1 or DE2.

## John Linville's Games Master Cartridge

by John Mark Mobley

John Linville's hardware:

This is a banked switching ROM/EPROM/EEPROM and a SN76489 sound synthesizer chip in a cartridge.

YouTube:

<https://www.youtube.com/watch?v=ZsTBSgQRX9o>

Tim Lindner can emulate the Games Master Cartridge in MAME. Now you can develop your own games and applications that are designed to make use of this hardware.



### CoCoVGA

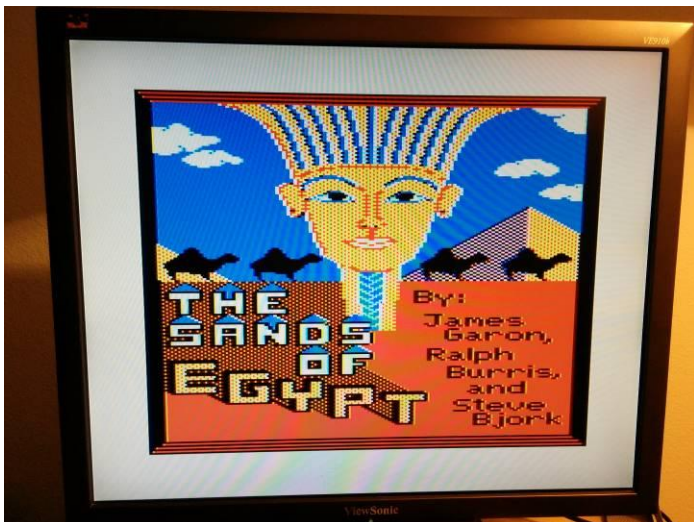
by Brendan Donahe

I'm working on CoCoVGA, which is an FPGA-based add-on to the 6847 that provides Video Graphics Array (VGA) output and some enhanced modes. Note that it is not (yet) compatible with the 6847T1. This is a joint project with Ed Snider. You can see more on my web site: <http://www.cocovga.com>


Product Name: CoCoVGA

Description: FPGA-based add-on to the 6847 (Video Display Generator) VDG which provides VGA output and enhanced modes to the Color Computer 1, 2, MC-10, and Dragon. It plugs into the 6847 socket. Initial version will be compatible with the Rev B. board CoCo 2 with the vertical RF can and 6847 (not 6847T1).

Current State: Nearly finished, making and verifying final FPGA design changes for initial release.



Editor's Note: The image is very crisp



CoCoVGA

Installation: Unplug the 6847 from the mother board and plug it into the CoCoVGA, then plug the CoCoVGA into the 6847 socket on the mother board. And use some mineral oil on the all the connections.

### Neil Blanchard Hardware Project

by Neil Blanchard

Neil Blanchard's hardware:

The Joypad adapter would work perfectly for the new Pac-Man game. It is digital and would help game control. It also works nice with Donkey Kong / Remix.

You can use it without the serial connector. That's only used for future games that will take advantage of the extra buttons on a Sega Genesis Joypad. The adapter also works nice with regular digital joysticks like Atari and Commodore style.



Joypad Adapter

I've also produced and am selling CoCo to Dragon joystick adapter cables too. This adapter converts 6 pin DIN to 5 pin DIN. I had them available at CoCoFEST this past year. Still have some available as well.



This adapter converts 6 pin DIN to 5 pin DIN

**Cloud-9**  
**Tandy Color Computer Hardware Projects**  
 by Mark Marlette

Here is what Boisy Pitre and Mark Marlette have to offer...



Super Espectro - (Portuguese translation of Spectrum) Modern Video Adapter for Your Color Computer 3

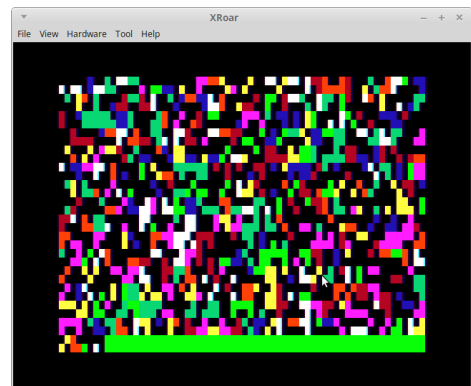
Features:

- Analog 15Khz RGB signal to VGA 31Khz converter in a FPGA
- Compact single board solution, with case slightly larger than the area of a credit card
- Embedded Atmel AVR with 256-Tap,  $\mu$ PoT, Low-Drift, Digital Potentiometer
- Digital screwdriver design, no need to open case for gain adjustment, millivolt step control
- FPGA's firmware based upon Luis Felipe Antoniosi RGB2VGA v2.0 design
- Artifacts and color phase control supported
- Scanlines mode
- Custom Cloud-9 screen saver
- A portion of each sale is returned to Felipe to support his excellent work!
- Includes - case, wall wart power supply, CoCo3 video cable
- \$135




Pro-Tector +  
 Insurance for Your CPU  
 Features

- Protects the address, E, Q, FIRQ, Halt~, IRQ, NMI, and R/W~ lines of the 6809/6309 CPU
- High quality 40-pin machined Augat style socket for the motherboard
- Cost \$ 25



Random Semi-Graphics Filler



TRIAD 512K SRAM Upgrade  
 Super Cool, Fast and Low-Power Memory for Your CoCo 3

Features

- 512K of Low Power, Cool Running SRAM
- Neatly Packaged in a Small Footprint
- Includes installation manual
- Cost \$ 50



**PS/2 Keyboard Interface**  
 A "Real" Keyboard for Your CoCo

- Features**
- Utilizes any standard PS/2 keyboard
  - Emulates the CoCo keyboard -- no special drivers!
  - Allows programming of 10 macro keys for repetitive keystrokes, 50 characters max each
  - 20 built-in macros included for BASIC and NitrOS-9
  - CTRL-ALT-DELETE performs RESET sequence
  - Programmable power on modes for NUMLOCK and CAPS LOCK
  - Includes detailed instructions on mounting
  - Includes remote mounting kit
  - Includes a 'Pass Through' connector that allows both keyboards to function
  - Cost \$55



**miniFLASH**  
 FLASH Cartridge for Your CoCo!

- Features**
- 64K of user programmable FLASH
  - Comes with FLASH programming software and test utilities under Disk BASIC
  - Works on all Color Computers
  - NOW comes with the newly designed SuperPak ROM pak case
  - Cost \$55



**DOS Adapter**  
 Bring Larger EPROMs to Your Disk Controller!

- Features**
- Adapts 2764 and 27128 EPROMs to 24-pin footprints
  - Can accommodate two 8K DOS's on a 27128
  - Fits virtually all disk controllers
  - Cost \$25



**DriveWire3/4 Serial Cable**  
 6ft 4 pin DIN to DB-9 \$16



**Modular Video Cable**  
 Monitor Adapters for Your CoCo

- Features**
- Supports several popular RGB monitors for the CoCo 3
  - Interchangeable to allow for different monitors
  - Easy to install

- CoCo 3 Video Monitor Adapter Cable (required for Mating Cables) \$22
- Magnavox 8CM515 Monitor Cable 6 pin DIN Mating Cable \$22
- NEC Multisync 3DS Monitor Cable HD-15 M/F Mating Cable \$14
- Commodore 1084S Monitor Cable DB-9 Mating Cable \$22



Note: Shipping and handling charges are extra.

Cloud-9  
3749 County Road 30  
Delano, MN 55328

[www.cloud9tech.com](http://www.cloud9tech.com)  
[info@cloud9tech.com](mailto:info@cloud9tech.com)

### **“Bomb Threat” Game** by Rick Adams

I developed this game long ago, hoping to sell it to Tandy. They opted not to buy it, and I tried shopping it around here and there, but nobody was interested. My kids loved playing it, fondly calling it "the tractor game," but eventually they grew up and moved out...

The game was nearly forgotten, but I knew the floppy containing the game was in a plastic box downstairs... and eventually I went to find it again, only to find I have no idea where it is. Every once in awhile I go looking for it again, but as of yet I haven't found it.

My kids were visiting and reminiscing a while back and one of them suddenly remembered there was a VCR tape we made ages ago to use for presentations I made at their elementary schools when they wanted a visiting game developer to spice up the class. They ran downstairs to the basement and found the tape, and that's where this gameplay video of the game came from:

<https://www.youtube.com/watch?v=h2k9Jum0C2Q&t=1s>

As for the game... you're in charge of a warehouse full of boxes of merchandise, but some demented madman has strewn bombs all around, some even inside the boxes! And it's up to you to save the merchandise before the bombs go off. You have your forklift tractor to push the boxes away from the bombs... or the bombs away from the boxes if you feel brave!

If you click the joystick button as you travel, one box at your rear will be pulled along with you, and/or you can push any number of boxes ahead of you. But watch out! Sometimes a box will be revealed as a bomb! If a bomb goes off too near you, your turn is at an end. But if you can stay alive until the last bomb goes off, you'll get points for every box you saved.

Recently I started manually rewriting the game from scratch, my first "new" Coco project in decades. I am around 80% done.

On 6/6/2017 6:14 AM, Francis Swygert wrote:  
The last few years of the CoCo Tandy was only interested in OS-9 based games, so depending on when you submitted your work to them that could have been an issue. They might have decided the subject matter was something they didn't want to touch though. Frank Swygert

On 6/6/2017 7:45, Rick Adams wrote:  
This was just before the Coco3 was announced, too, and it was a Coco 1/2 game, so maybe they weren't that interested at the time. They did suggest a change to the game, and I made that change and resubmitted it, but then they were silent for a long time, and when I finally reached out to them again to ask what was up, they gave their final "no."

### **CoCo 3 Pac Man** by Glen Hewlett

A little Pac Man update - I've made quite a bit of progress on my Pac Man transcode over the last few weeks and I have the game at a point where it is totally playable. I still have some audio and video glitches to fix and I still haven't started the cutscenes yet. I decided to do a speed test with the original Pac Man so I opened up two MAME windows on my computer side by side and ran my CoCo3 version on one side and the Original on the other. Here's a link to the short video I made of the comparison. Check it out.

<https://youtu.be/UriF21Vou4M>

<https://nowhereman999.wordpress.com/>

### **The 26<sup>th</sup> Annual “Last” Chicago CoCoFEST!** by John Mark Mobley

We had more than 85 people at our fest this year!

CoCoFEST Facebook photo album:

<https://tinyurl.com/yc4r5lpy>

Videos:

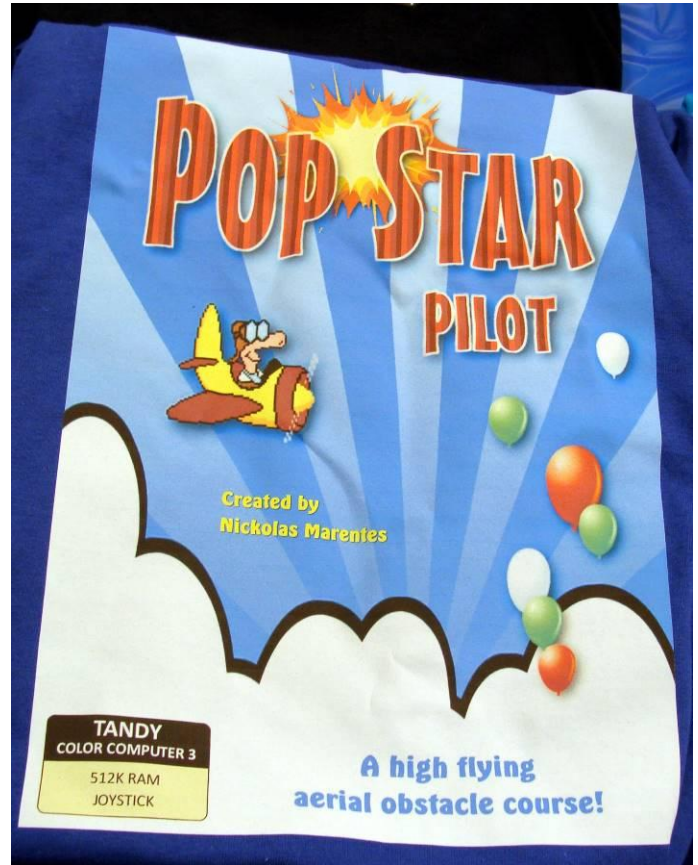
<https://tinyurl.com/yaaygkqm>



How about some friendly competition between a TRS-80 Model 4 and a CoCo 3?  
How about a nice game of chess?



TRS-80 Model 4  
First Place Winner of Computer Chess Competition




Pop Star Pilot T-Shirt  
<https://shop.spreadshirt.com/ogsteviestrow/>



CoCo 3  
Wait until next time!  
I just need 2MB of RAM and some new software!



Pop Star Pilot  
<http://www.members.optusnet.com.au/nickma/PopstarPilot/31.html>



Get Lamp, Go West, ...  
<https://www.youtube.com/watch?v=LRhbcDzbGSU>



Evan Wright is developing a text adventure game tool that makes code that will run on a TRS-80 Model 1 and a CoCo



Model 4 running Frogger



A crowd of people



This is a Frogger play-by-play...  
Jump, Watch out, Jump Back, Jump, Go Right, Jump,  
Is that an alligator? Who put an alligator in this game?  
Oh, and my dad is making Forest Of Doom.



Brett Gordon (in the green shirt) is showing CoCo Fuzix, which is Unix for the CoCo



3D Printed Case for a Raspberry Pi  
This would make a good CoCo Emulator  
By: Glen Hewlett



Donkey Kong Remixed play-by-play  
 I wonder, what is the chance that every single barrel will roll my way? I wonder how long before the big gorilla runs out of barrels? This is not true to real life!



Forest of Doom by Bruce Moore  
 Forest of Doom is a turn-based escapade highly influenced by Dungeons & Dragons



Our 2017 Trophy



The story of how it was made



The game running in an emulator



Michael Rowen set this up. It is a 300 baud Bulletin Board System (BBS). It is configured like this: Computer-To-Modem-To-Telephone Simulator-To-Modem-To-Computer

### **Tandy Assembly** by Mike Rowan

Tandy Assembly is a new vintage computer event designed specifically for Radio Shack & Tandy branded computers. If Radio Shack or Tandy made it, it's welcome at Tandy Assembly. We expect the early Z80 based TRS-80s, Tandy 1000s, and Color Computers to name a few. We would love for you to bring your Model 100s, pocket computers, or any of the line of Intel based computers, heck, even a Zoomer! The idea is to gather the entire catalog of Radio Shack & Tandy branded computers. This year marks the 40<sup>th</sup> anniversary of the TRS-80, and with this in mind, our key speakers will be Don French, one of the inventors of the TRS-80, Lance Micklus of Star Trek III and Dog Star Adventure fame, and Scott Adams of Adventure International.

Tandy Assembly is being held in Chillicothe, OH at the Christopher Conference Center, October 7 & 8, 2017. For details about the event, vendor/exhibitor information and lodging, visit our web page at [www.tandyassembly.com](http://www.tandyassembly.com). Tables are limited, and you must reserve your room no later than 5 Sep to get the special Tandy Assembly room rate. Save money by paying your entrance fee and/or exhibitor/vendor fees before 5 Sep. All rates go up after 5 Sep. We accept PayPal.

Tandy Assembly was established by John Linville, Neil Blanchard, & Mike Rowen of The CoCo Crew Podcast, with Peter Cetinski of the TRS-80 Trash Talk Podcast & and Randy Kindig of the Floppy Days Podcast. All of these podcasts periodically discuss Tandy Assembly as well as Radio Shack and Tandy computers. It's very enjoyable listening! Check them out. All episodes available for immediate listening.

The CoCo Crew Podcast  
TRS-80 Trash Talk  
Floppy Days

[www.cococrew.org](http://www.cococrew.org)  
[www.trs80trashtalk.com](http://www.trs80trashtalk.com)  
[floppydays.com](http://floppydays.com)



This is a doctored image. Blimp rides will not be available.

### **Calendar of Events**

by John Mark Mobley and Salvador Garcia

See our website's Calendar of Events:

<http://www.glensideccc.com/calendar/index.shtml>

Glenside Color Computer Club, Inc. Business Meetings

Thursdays, July 13 and August 10, 2017

7:30 PM to 9:30 PM Central Time

Schaumburg Public Library

130 South Roselle Road

Schaumburg, IL, USA

Google Hangouts access is available via John Mark Mobley or John Linville.

Saturday, June 24, 2017

Indy-area Vintage Computer Get-together

Lebanon Public Library

Lebanon, Indiana, USA

Link: <https://www.facebook.com/events/418655208501577/>

Tuesday-Sunday, July 18-23, 2017

Kansas Fest 2017

Apple ][ Festival

Other computer systems are welcome

Ruckhurst University

Kansas City, MO 64110, USA

Link: <https://www.kansasfest.org/>

Saturday and Sunday, July 29-30, 2017  
Commodore Vegas Expo v13  
Saturday, 11:00 AM to 5:00 PM  
Sunday, 11:00 AM to 5:00 PM  
California Hotel & Casino  
Las Vegas, Nevada, USA  
Link: <https://tinyurl.com/hhjw85l>

Saturday and Sunday, August 5-6, 2017  
Coleco Retro Gaming & Collectibles Expo  
New Jersey Convention and Exposition Center  
Edison, NJ 08837, USA  
Link: <https://www.colecoexpo.com/>

Saturday and Sunday, August 5-6, 2017  
Vintage Computer Festival West  
Saturday, 9:00 AM to 6:00 PM  
Sunday, 9:00 AM to 5:30 PM  
Computer History Museum  
Mountain View, California 94043, USA  
Link: <http://vcfed.org/wp/festivals/>

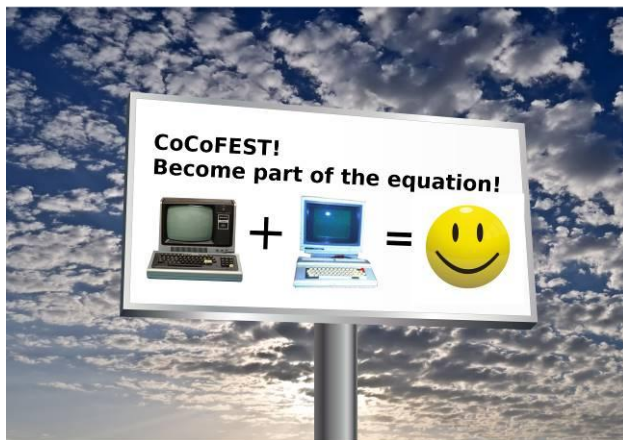
Saturday and Sunday, September 9-10, 2017  
Vintage Computer Festival Midwest 12 (VCFMW) and  
Fall Commodore Expo / Emergency Chicagoland  
Commodore Convention (ECCC)  
Saturday, 9:00 AM to 11:59 PM  
Sunday, 9:00 AM to 4:00 PM  
Holiday Inn Elk Grove Village  
Elk Grove Village, IL 60007, USA  
Link: <http://vcfmw.org/>

Saturday and Sunday, October 7-8, 2017  
Tandy Assembly  
A TRS-80, Tandy, and Radio Shack computer festival  
Christopher Inn and Suites  
Chillicothe, Ohio 45601, USA  
Link: <http://www.tandyassembly.com/>

Saturday, October 15, 2017  
Chicago TI International World's Faire  
A Texas Instruments TI-99/4A computer festival  
Saturday: 9:30 AM to 5:00 PM  
Evanston Public Library  
Evanston, IL, USA  
Link: <https://tinyurl.com/j3bm7vq>

Saturday and Sunday, December 2-3, 2017  
World of Commodore  
Toronto, Ontario, Canada  
Link: <http://www.tpug.ca/>

## The 27th Annual "Last" Chicago CoCoFEST!



**2018 CoCoFEST!**  
**Proudly Presented By**  
**The Glenside Color Computer Club**  
**Fairfield Inn, Lombard, Illinois**

Here are the 5 "W's"

**WHO?** 1) Glenside Color Computer Club, Inc.  
**PRESENTS**

**WHAT?** 2) The 27th Annual "Last" Chicago CoCoFEST!  
**WHEN?** 3) April 21 & 22, 2018

(Sat. 9 am to midnight - Sun. 9 am-3 pm)

**WHERE?** 4) Fairfield Inn & Suites Lombard  
645 West North Avenue  
Lombard, IL 60148

(Near the intersection of IL-355 and North Avenue)  
**(Same location as 2017!)**

**Overnight room rate:**

**\$94.00 plus 11% tax (\$104.34 Total)**  
Call 1-630-629-1500 for reservations.

You must ask for the Glenside "CoCoFEST!" rate.

**>>> YOU MUST REGISTER UNDER "CoCoFEST!" <<<**  
**>>> TO GET THIS RATE <<<**

**WHY? 5)**

- A. To provide vendor support to the CoCo Community**
- B. To provide Community support for our CoCo Vendors**
- C. To provide educational support to new users.**
- D. TO HAVE AN OUTRAGEOUSLY GOOD TIME!!!**

And now, the "H" word.

**HOW MUCH?** All Attendees - General Admission  
Both days: \$TBA 1st - \$TBA 2nd & more  
Sunday Only: \$TBA 1st - \$TBA 2nd & more  
\*\*\*\*\* Children 12 and under - FREE \*\*\*\*\*

For further information, general or exhibitor, contact:  
Tony Podraza, GCCCI      Robert Swoger, GCCCI  
847-428-3576, VOICE      630-847-7026, VOICE  
[tonypodraza@gmail.com](mailto:tonypodraza@gmail.com)      [rswoger@aol.com](mailto:rswoger@aol.com)

Be sure to visit our Website to see up-to-date  
information on upcoming events.

<http://glensideccc.com>