

CoCo~123



Glenside Color Computer Club, Inc.

Carpentersville, Illinois

Volume 32, Number 4

Winter 2012

CoCo ~ 123 Memory Map

<i>Routines</i>	<i>Address</i>
GCCC Officers	1
GCCC Information	2
GCCC Contributions	2
Contributors to this Issue	2
GCCC Meetings	2
FROM THE PRESIDENT'S PLATEN	2
TREASURY NOTES	2
THE EDITOR'S CLIPBOARD	2
Raspberry Pi	3
CoCoPi	4
Joining the CoCo-List	5
LASER Show	5
Lombard Area Attractions	6
Lombard Area Restaurants	7
Wreck-it Ralph	7
CoCoFEST!	7
Pictures from the 2012 CoCoFEST!	7
CoCoFEST! 2013 Information - The 5 "W's".....	18
Calendar of Events	18

Upcoming Events:

The 22nd Annual "Last" Chicago CoCoFEST! **April 27-28, 2013**

Regular meetings every 2nd Thursday @ Schaumburg Library

G.C.C.C. OFFICERS

Here is the list of 2012 club officers and how to contact them.
If you have questions about the association call one of the
officers for the answers.

POSITION	NAME	PHONE	PRIMARY FUNCTION
President	Tony Podraza	847-428-3576	The buck stops here...
Vice-President	Chris Hawks	815-943-4690	Meeting planning, etc.
Vice-President	Tony Podraza	847-428-3576	CoCoFEST! Organizer
Secretary	Bob Swoger	630-837-7957	Records and Reporting
Treasurer	George Schneeweiss	815-832-4441	Dues and Purchasing
Librarian	Brian Goers	708-805-1888	Software Manager
Editor	John Mark Mobley	847-409-8604	Newsletter Perpetrator

Copyright ©2012 Glenside Color Computer Club, Inc.



Tony Podraza



Chris Hawks



Robert Swoger



George Schneeweiss



Brian Goers



John Chasteen

CoCo~123 - A Glenside Publication Since 1985

CoCo~123 INFORMATION

CoCo~123 is the newsletter of the Glenside Color Computer Club. Your annual contribution of \$15.00 helps to keep our club going. Send your check to Glenside Treasurer:

George L Schneeweiss
13450 N 2700 E Road
Forrest IL 61741-9629

Our treasury provides newsletters and good times with fellow CoCo users at our Annual "Last" Chicago CoCoFEST! and annual Glenside picnic.

CoCo~123 CONTRIBUTIONS

If you have any suggestions for the newsletter or would like to submit an article, please contact the CoCo~123 Newsletter editor:

John Mark Mobley
4104 Wren Lane
Rolling Meadows IL 60008
johnmarkmelanie@gmail.com

CONTRIBUTORS TO THIS ISSUE

Salvador Garcia
Christopher Hawks
Allen Huffman
Jim Leonard
John W Linville
John Mark Mobley
Steve Noskowicz
Tony Podraza
George Schneeweiss

G. C. C. MEETINGS

The Glenside Color Computer Club meets the second Thursday of each month at the Schaumburg Township District Library at 7:00 pm. If you need a map, see our Glenside Homepage at:

<http://glensideccc.com>

A social get-together always follows the meeting at a nearby restaurant, lovingly called, "The Meeting After".

FROM THE PRESIDENT'S PLATEN

Years ago, there was a TV episode of National Geographic titled, "Time is Short, And the Water Rises". It depicted the dilemma of the animals and artifacts that would be effected by the rising waters formed by the Aswan Dam, in Egypt, and the rescue operations that were underway. Well, the same holds true with the approach of the CoCoFEST! I still have not seen a graphic submission for the Logo, and we have not received any feedback for a Keynote Speaker. But, we have a few days, yet.

Those are minor things, relativity speaking (sorry, Albert). The primary thing is to renew acquaintances, make new friends, and see both old and new stuff. The new location presents us with room to spread out. It will be up to the feedback as to whether or not we stay for the following year (yes, at the current cost, I say we can afford next year, but your suggestions and opinions will drive the decision on the location, as always).

Be sure to read this all the way through. John Mark has been busy putting this together for you. A hearty round of applause is due his efforts.

'Till next time, I bid you PEACE.

TREASURY NOTES

We have \$\$7,935.21 in checking. We have 107 paid members in 2012, down from 136 in 2011, and a total of 414 members to whom we send newsletters.

George Schneeweiss, Treasurer
Glenside Color Computer Club

THE SECRETARY'S NOTEBOOK

Be sure to note the change of location and reduced costs of the 2013 CoCoFEST! now in Lombard, IL.

THE EDITOR'S CLIPBOARD

I asked for information regarding Solid State Drives (SSD). I'm mostly interested in how this relates to the SD card in my Raspberry Pi, but SSD are becoming more popular in PCs, laptops, tablets, iPods, smart phones, and cameras as well. What follows are a list of questions from me and answers from Jim Leonard from the Chicago Classic Computing Group (<http://chiclassiccomp.org/>):

Q) Should I be leery of buying used electronics from eBay if SSD are soldered in, because the owner may have used the device in an application that wore out the memory?

A) No answer

Q) How can you measure the wear level of an SSD? I have found 3 Linux commands (df, du, and stat) but none of these seem to report wear levels.

A) No answer so I asked the next question

Q) I am running Linux. Perhaps I could write a BASH script that will calculate the number of bad blocks/sectors/pages based on the shrinking size of total blocks/sectors/pages?

A) The size doesn't shrink. SSDs have a certain percentage of extra storage that is used to map bad spots. This happens automatically.

Q) What are the warning signs that your memory is about to start failing? When it does start failing, how do you know?

A) No answer so I asked the next question

Q) Perhaps there is a command that will report the number of bad blocks/sectors/pages?

A) S.M.A.R.T. tools might

Q) Does SSD memory get slower as the wear level goes up?

A) No

Q) Is wear leveling managed by the SSD itself or by the operating system to which it is connected?

A) The SSD itself.

Q) Are all SSD alike or are some made with higher quality?

A) Like all merchandise, some are better than others. Read some reviews to gauge quality.

Q) What utilities are available for SSD?

A) That is specific from manufacturer to manufacturer.

Q) What applications are not suited for current technology SSD? For example, if I want to record security video, should I use an SSD or HDD?

A) HDD, because you are constantly (re)writing video in a loop. Also, sustained rates are faster from an HDD. SSD's strength is in random reads, or number of IOPs. SSDs are excellent for drives that house programs and operating systems.

Q) Is SSD technology likely to improve with the advent of things like memristor technology?

A) Yes. In 10 years, HDDs will be a thing of the past.

Q) Is there a better way to do SSD? One option I just learned about is hybrid HDD/SSD technology.

A) I have one of these drives and have been very disappointed by the performance. My current desktop setup is an SSD to hold the operating system and frequently-used programs, and a 4-HDD-raid setup for my video editing.

Dale/Indiviniti (also from Chicago Classic Computing) said: "SSD technology is improving every year. A new drive is spec'd by the manufacturer to outlast the warranty period for the drive. To be concerned about SSD longevity, as with any electronic component, should not really be an issue of economy, but of value. The value of an SSD drive is its speed, not its longevity, it will eventually fail, but surely not likely as fast as hard drive of comparable size will fail. I would not trust SMART or any other signs of wear or imminent failure. If your data is valuable, mirror it via RAID1, or maintain a backup. There is no infallible storage medium. SSD wear is managed by the SSD firmware, in that bad memory locations are mapped out, similar to bad blocks for hard drives. There are no application un-suited for SSD, SSD is the fastest storage medium for writes today, and is cached on the controller, just like the fastest hard drives made. SSD is awesome, and if you can afford it, and can afford to back it up, it's a technology that has matured enough to invest into. I would always be careful of what you buy on eBay, especially if the SSD is older and was used heavily. You're always at the mercy of the honesty of the seller.

"As far as low level utilities, check with the drive manufacturers for those, or Google for those. Not needed really if you have a backup."

Then Dale/Indiviniti said:

"One thing to keep in mind with SSD's is that sequential sustained write performance these days should be pretty good, as when writing large files. Random reads and writes, or bursty small writes should still be faster than a HDD, but may be a performance issue if you have multiple applications performing continuous concurrent random writes to an SSD. With newer SATA3 or SAS drives, and drives manufactured with Enterprise specifications, it will be difficult to saturate a SSD to perform slower than a HDD. SSD's shine when used for applications and paging, although some get concerned about lifespan and still believe page files should be mapped to a HDD. Hard to say. I think

I would keep the page file on the SSD and let the OS fly, or use a DRAM based SSD for page files if lifespan is such a concern. As for writing and storing data, I would use an SSD as a caching drive if Intel SRT is available on your mainboard, which would speed up writes to a HDD. And ultimately, I'd back up data drives, whether SSD or HDD, to a separate HDD. So, small SSD's are the way to go to speed up system I/O, with data storage still ending up on HDD's. A small WD raptor with large cache for the page file is another option too. I think I would still use a DRAM PCI-E SSD for maximum page file performance if money was no concern, as it really does not have to be a big drive to hold a page file."

If you have any articles or article ideas, please submit them to me.

John Mark Mobley, Editor
Glenside Color Computer Club

Raspberry Pi

by

John Mark Mobley

The Raspberry Pi is a \$35.00 single-board computer capable of running Linux. It is about the size of a credit card. It can run the Linux X11 desktop in order to provide a graphical user interface (GUI). It has an Ethernet port and I can connect to it via Secure Shell (SSH). It has two USB ports and an HDMI port so that I can connect a keyboard, mouse, and monitor and log in that way too. If the HDMI is not detected on power up then it will output video on the composite video output. It uses a Secure Digital (SD) card in place of a hard drive. It requires a USB 700mA charger as a power supply. Each USB port is limited to 100mA. If more current is required from the USB then you must use a USB hub. The \$35.00 is just for the single board computer. The keyboard, mouse, monitor cable, monitor, SD card, and USB charger are extra. The computer uses a 700MHz ARM11 microprocessor. In addition to the microprocessor the Raspberry Pi also has a fancy video generator capable of processing streaming video. The Raspberry Pi also has a number of General Purpose Input Output (GPIO) ports.

It can emulate the TRS-80 Color Computer / Tandy Color Computer / CoCo. The Raspberry Pi can likely be placed inside the case of the CoCo making the CoCo appear self-sufficient. Perhaps a USB WiFi dongle could be made to provide Internet, email, ftp, or ssh support. It can likely be made to work as a DriveWire server. Perhaps you could drag a file into a program like Dropbox or an ftp server and then access it on your CoCo.

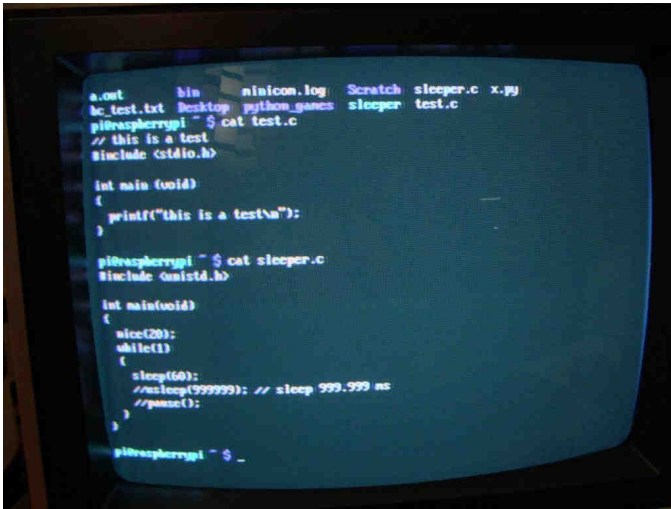
I have connected mine to a USB to RS-232 Serial adapter and connected the RS-232 Serial to an X10 controller. The idea is to turn on and off the exterior lights according to sunrise and sunset times. The Raspberry Pi typically draws about 2 watts of power and can be left on 24 hours a day for this application.

You can learn more at: <http://www.raspberrypi.org/faqs>

CoCoPi

by

Christopher Hawks



Composite video on a Raspberry Pi showing the BASH shell

Ever since I got my Raspberry Pi (a credit card sized computer, designed for learning to program - www.raspberrypi.org), I wanted to emulate all things CoCo on it. After much messing with new versions of the Mess Emulator source (www.mess.org, now actually Mame source), I was able to compile and run an older SDL version of Mess (SDLMess0125).

I had already cut SDLMess0125 down to CoCo only machines. (CoCos, MC10, Dragon, and all variants) I removed all the 'non-coco' machines and some of the emulated hardware that I thought would not be used. (There are probably more devices and stuff that could be removed.) After a lot of fiddling I got SDLMESS0125 compiling and running on my Raspberry Pi.

Compiling SDLMESS on the Raspberry Pi takes a very long time and quite a bit of memory. SDLMess0125 (and other old versions can be obtained by:

wget <http://rbelmont.mameworld.info/sdlmess0125.zip>
(Arbee's WIP Emporium » SDLHome x.y.z the SDLMAME Homepage)

Since I made many changes to the SDLMESS0125 code, a patchfile is available at:

<https://dl.dropbox.com/u/8040060/NL/sdlmess0125.diff>
After unzipping the source, change to the top directory of the code, copy the patchfile there and enter:
patch -p 1 < sdlmess0125.diff

Enter 'make' and SDLMess0125 should compile (takes a long time). After compilation is complete, you will need to move the executables to a suitable directory (I use /usr/local/bin).

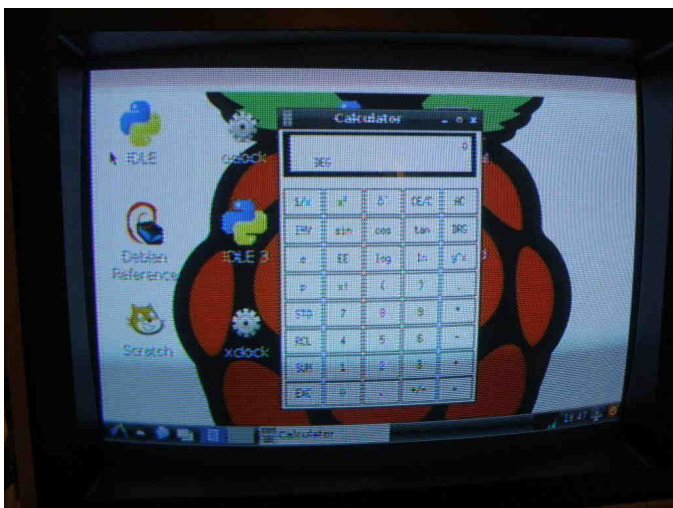
Then it is just a matter of setting up your directories (I copied mine from my main computer.) Create a .mess directory in your home directory. Move to the .mess directory and enter the command 'mess -createconfig' to create the mess.ini file. You will need to create the directories 'cart' 'cass' 'cfg' and 'roms' (in the .mess directory).

Enter the command 'mess -listroms' for a list of ROMs needed for each machine. Note that you must own a real machine to be legally able to use the ROMs. ROM images can be obtained from many places online. Mess is capable of using 'zipped' images with multiple roms inside. ROM images should be placed in \$HOME/.mess/roms directory (like it says in mess.ini.)

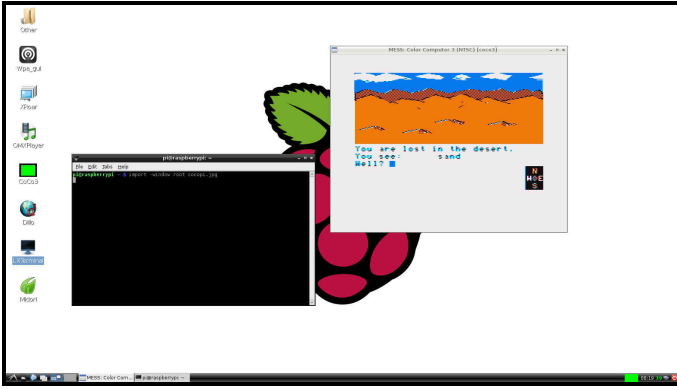
Have fun with your 'CoCoPi'!!



Composite video on a Raspberry Pi showing top



Composite video on a Raspberry Pi showing X11



HDMI video on a Raspberry Pi



MESS running on the Raspberry Pi emulating a CoCo 3

Joining the CoCo-List

by
Christopher Hawks

1. Point your browser to
'<http://five.pairlist.net/mailman/listinfo/coco/>'.
2. Please read the entire page.
3. Fill in your (real) fullname and e-mail address in the spaces provided.
4. Fill in your password. (Not very secure, see explanation.)
5. Choose whether you want to use batch mode or not. (Multiple messages per e-mail.)
6. You will receive an e-mail requesting verification of your request. Follow the directions in the e-mail to verify.
7. The list moderator will inform you if your request is approved or denied.
8. When approved, you may send messages to the list (address on page and at the bottom of all e-mails) and all messages sent to the list will be sent to your e-mail (in batches or singly, as you choose).

LASER Show 2013

by
Steve Noskowicz & Allen Huffman

After the 2002 CoCoFEST! Allen Huffman wrote: Wow! The CoCo-driven laser show was really amazing! The CoCo fed data to the laser in real time and it did graphics and pictures and patterns and all kinds of goodies. Just Amazing.
Allen

Steve wrote: Back in 2002, I finally succumbed to Bob Swoger's request to do a CoCo based laser show at CoCoFEST!. It was very well received.

Though I have coasted since then, every Halloween I still take my ROM based projector out on the front porch, set up a make-shift screen and do my world-famous rope trick...well... village-famous anyway. After all, they do come to the door and say "Trick OR Treat", right? [No, they still get the treat, too].

As the years add up, I think that it would be nice if someone else would develop an interest thus adding some synergy, perhaps improving the system with some of the many ideas I've had and not let this die by continuing to make CoCo based Laser Shows in my footsteps...

So to that end, I am looking for anyone interested in learning how it's done and actually taking on this new aspect of the CoCo. I am preparing documents explaining my system hardware and software and will make these available to anyone interested as well as all the software. I also contacted John Linville who expressed an interest last year, I have been sending him the docs and hope to meet him at CoCoFEST! 2013.

I have the basic critical parts, except lasers, for two more projectors (two already constructed) that I will make available to those showing a willingness to continue this actively. I can meet at CoCoFEST! to explain the system and start transferring equipment. I'll keep one system for helping and consulting with the others, at least for a while.

Of course being there without actually doing demos is unacceptable, so THERE WILL BE A CoCo Laser Show.

P.S. The rope trick is tying a knot by skillfully flipping one end of the rope. I plan to demo that as well. (-)

I'll be putting my docs and SW on my web site.

<http://k9dci.home.comcast.net/>

73, Steve, K9DCI USN (Vet) MOT (Ret) Ham (Yet)

Lombard Area Attractions

by
John Mark Mobley

Some time ago Boisy Pitre asked me to recommend some electronics/surplus stores that he could visit on his next trip to the CoCoFEST! What follows is a list of electronics/surplus stores.

American Science and Surplus

5316 North Milwaukee Ave.
Chicago, IL 60630
773-763-0313

Hours: Mon-Wed 10-7, Thurs 10-8,
Fri 10-7, Sat 10-6, Sun 11-5
chicago@sciplus.com
www.sciplus.com

Note: Google Maps will let you take a tour of the inside of the store using street view. 18.88 miles from the CoCoFEST!

American Science and Surplus

33W361 Roosevelt Road
Geneva/West Chicago, IL 60185
630-232-2882

Hours: Mon-Wed 10-7, Thurs 10-8,
Fri 10-7, Sat 10-6, Sun 11-5
geneva@sciplus.com, www.sciplus.com

I think that this is the better of the two, 15.21 miles from the CoCoFEST!

Chester Electronic Supply Co.

7709 Sheridan Road
Kenosha, WI 53143
262-658-4616

Hours: Mon-Thurs 9-5:30, Fri 9-6, Sat 9-4
info@chsterelectronics.com
www.chsterelectronics.com
(roomy, floppy disk, vacuum tubes,
1970-2013 electronics, ...)
61.78 miles for the CoCoFEST!

Fry's Electronics

3300 Finley Road
Downers Grove, IL 60515
630-390-2100

Hours: Mon-Fri 8-9, Sat 9-9, Sun 9-7
www.frys.com

Oscilloscopes, multimeters, soldering stations, resistors, capacitors, transistors, integrated circuits, PC motherboards, hard drives, shortwave radios, video security systems, keyboards, joysticks, mouse, monitors, telescopes, video games, music, movies, appliances.
6.45 miles from the CoCoFEST!

Micro Center, Computers & Electronics

80 East Ogden Avenue
Westmont, IL 60559

Hours: Mon-Sat 10-9, Sun 11-6
www.microcenter.com

12.27 miles from the CoCoFEST!

Radio Shack

60 E. North Avenue
Villa Park, IL 60181
630-832-2070

Hours: Mon-Thurs 10-8, Fri-Sat 10-9 Sun 10-6
www.radioshack.com
3.10 miles from the CoCoFEST!

Tri-State Electronics Corporation

200 W. Northwest Highway
Mt. Prospect, IL 60056
847-255-0600

Hours: Mon-Fri 8:30-5:30, Sat 8:30-1
www.tselectronic.com
15.93 miles from the CoCoFEST!

Lombard Attractions

by
John Mark Mobley

Village of Lombard: <http://www.villageoflombard.org/>

Lilacia Park

<http://www.villageoflombard.org/index.aspx?nid=218>
150 S Park Ave
Lombard, IL 60148

2.29 miles from the CoCoFEST!



Lilacia Park – Most of the lilac bushes usually are in full bloom by early May, depending on weather conditions. Some early varieties might be in bloom by the time of the CoCoFEST!



Maple Street Chapel, viewed from Lilacia Park

Lombard Area Restaurants

by
John Mark Mobley

Jimmy John's

1000 N Rohlwing Rd
Lombard, IL 60148

<http://www.jimmyjohns.com/>

(sub sandwiches, and lettuce raps)

(Just walk across the street)

0.22 miles from the CoCoFEST!

Portillo's Hot Dogs

635 W North Ave
Villa Park, IL 60181

<http://www.portillos.com/portillos/>

**(Chicago Stile hotdogs, Italian beef sandwiches,
hamburgers, chicken sandwiches)**

2.07 miles from the CoCoFEST!

Casey's Restaurant & Bar

415 E North Ave
Lombard, IL 60148

<http://www.caseysrestaurant.com/>

(American Food)

1.46 miles from the CoCoFEST!

Ki's Steak and Seafood Restaurant and Bar

705 North Avenue
Glendale Heights, IL 60139
(630) 469-4757

www.kissteanandseafood.com

(\$28 a person for Lunch and \$47 a person for Supper)

1.52 miles from the CoCoFEST!

Wreck-It Ralph

by
John Mark Mobley

The movie Wreck-It Ralph may be just the thing to help you get into the vintage computing spirit. It is a Disney animated movie about a video game arcade. The characters in the various games interact with each other. It is an interesting view of the inside workings of a computer. It will be out on DVD in early March.

CoCoFEST!

by
John Mark Mobley

The CoCoFEST! is a wonderful gathering of interesting people. Check here for a copy of the exhibitor contract:

<https://dl.dropbox.com/u/8040060/NL/Contract-2013.doc>

What follows are pictures from the 2012 CoCoFEST! The 2013 CoCoFEST! is April 27 & 28, 2013 in Lombard, IL.

Pictures from the 2012 CoCoFEST!



Bob tells John Linville all about **LogiCall**, John tells Bob all about the making of **FAHRFALL**



Mike and Joany Rowen of Hebron, KY have transported Glenside's Library between Evansville, IN to Schaumburg, IL.

Brian Goers of Steger, IL is presently the Curator of our Library.

Here are some pictures from the 2012 CoCoFEST!



Hi! My name is Tony Podraza and I would like to welcome everyone!



Do you see what I see?



It's a genuine CoCo Cowboy! And sidekick!



My turn!



I can write a better operating system than this!



I wonder what's wrong with the Wi-Fi network?



One, gimme one, can I have two, gimme two...




So much stuff, so little time...




Mike & Joany Rowen from KY



Melanie & John Mark Mobley



Barbara Morris of IA




George Bethea of NY




John Chasteen



Marge Chasteen



Rich is looking forward to dinner!




William Astle of Calgary



Karl Sefcik waits patiently




Nancy & Christopher Hawks



It's been a good day!



Linda giving her Intelligent pose.



Why isn't the dentist smiling?



Brian Schubring the Music Man




Aaron Wolfe of FL



It's been one bang up excellent day!




Karl wants fries with that!




Dental poster children




Malcolm... we miss you!



Barbara Morris




We're in this together




What?




I can stare you down!




What is this guy up to?



Bob & Annette Swoger



Melanie & John Mark Mobley



Brian Goers is having a good time.




Who's streaming video over the Wi-Fi?




John Mark Mobley manning the live video feed.



George, the chief Bean Counter



This is vewy, vewy twicky...



I get that special glow in my eyes whenever I look at a CoCo.



Me too!



Now, see, it's like this...
You really need to fix that Toolshed bug.



Really?



Are you sure about that?



Christopher, how many monitors can you juggle?



You don't need to type back to them, they can hear you
over the live video feed.




Now that's an interesting box...



Something is wrong with the Wi-Fi!



I wonder if this video feed is affecting the Wi-Fi?



Maybe we should look for a different venue next year with a better Wi-Fi...



This is what a virtual machine can do...




Smile, you're on Candid Camera



I'm not too sure about this, George... Are you sure the dancing hula girls are a good idea?



Coffee – nectar of the gods! We pay homage...



Karl Sefcik of Frisco, TX, drove here on batteries!



Brother and Sister Act!



Sister bought Brother a CoCo when he was young.



Maybe someone could build a rover out of a Raspberry Pi that will allow the viewer to drive the camera around



Linda sure is busy!



At US Patent Office: "What do you mean 'Death Ray?' It doesn't even slow them down."



I must go greet the new members!



That'll be \$32.50, plus tax and your firstborn.




Are you kidding me?



Andrew studying the **LogiCall** operating System written on the TIMEX/Sinclair TS2068 back in 1985 and released in 1995. **LogiCall V7.0** for the CoCo3, Vcc and DriveWire will be available at this year's CoCoFEST! for **FREE**.

Also, every attendee shall have their Paid Membership increased by one year included in the price of their attendance.



Let me demonstrate **LogiCall** for you!




It is lunchtime, yet Karl continues with his presentation.



Hmmm...



And the winner of the door prize is ...



I'm the Music Man! That's what I AM!
I am also into radio controlled aircraft, and I have a radio controlled aircraft simulator that I would like to show you!



YUMMMMM!!!!!!



An Atarian checks out the CoCoFEST! We have made a convert! Meet Dan Keller, a Local.



You want fries with that?



Maybe the Raspberry Pis will be here next year



What have you got there, Linda?



Justin, Christopher, and Brian check out the goodies

**The 22nd Annual
"Last"
Chicago CoCoFEST!**



Proudly Presented By The
Glenside Color Computer Club
Fairfield Inn, Lombard, Illinois
April 27 & April 28, 2013

Here are the 5 "W's"

WHO? 1) Glenside Color Computer Club, Inc.
PRESENTS

WHAT? 2) The 22nd Annual "Last" Chicago
CoCoFEST!

WHEN? 3) April 27 & 28, 2013
(Sat. 10 am-5 pm; 8 pm-11 pm; Sun. 10 am-3 pm)

WHERE? 4) Fairfield Inn & Suites Lombard
645 West North Avenue
Lombard, IL 60148
(Near the intersection of IL-355 and North Avenue)

(New location!)

Overnight single occupancy room rate:
\$79.00 plus 11% tax (\$87.69 Total)
Call 1-630-629-1500 for reservations.

You must ask for the Glenside "CoCoFEST!" rate.

>>> YOU MUST REGISTER UNDER "CoCoFEST!" <<<
>>> TO GET THIS RATE <<<

WHY? 5) A. To provide vendor support to the
CoCo Community
B. To provide Community support for
our CoCo Vendors
C. To provide educational support to
new users.
D. TO HAVE AN OUTRAGEOUSLY
GOOD TIME!!!

And now, the "H" word.

HOW MUCH? All Attendees - General Admission
Saturday & both days: \$5.00 1st - \$5.00 2nd & more
Sunday Only: \$5.00 1st - \$5 2nd & more
***** Children 12 and under - FREE *****

Advance ticket sales available between 1/15/2013 and
3/23/2013 from:

Bob Swoger
613 Parkside Circle
Streamwood IL 60107

Pick up your tickets at the door.

For further information, general or exhibitor, contact:
Tony Podraza, GCCCI **Robert Swoger, GCCCI**
847-428-3576, VOICE **630-837-7957, VOICE**
tonypodraza@juno.com **rswoger@aol.com**

Calendar of Events

by

John Mark Mobley and Salvador Garcia

Link: <http://www.glensideccc.com/cgi-bin/mod/cal.cgi>

Thursday March 14, 2013
Glenside Color Computer Club, Inc. Business Meeting
Skype access available via: robert.swoger

Thursday April 11, 2013
Glenside Color Computer Club, Inc. Business Meeting
Skype access available via: robert.swoger

Saturday & Sunday April 20-21, 2013
Vintage Computer Festival Southeast
Roswell, GA
Link: <http://atlhcs.org/>
Link: <http://www.vintage.org/2013/southeast/>

Saturday & Sunday April 27-28, 2013
The 22nd Annual "Last" Chicago CoCoFEST!
Lombard, IL
Link: <http://glensideccc.com/>
Link: <http://glensideccc.com/cocofest/index.shtml>

Saturday & Sunday April 27-28, 2013
Vintage Computer Festival Europe
Munich, Germany
Link: <http://www.vcfe.org/E/>

Thursday May 9, 2013
Glenside Color Computer Club, Inc. Business Meeting
Skype access available via: robert.swoger

Saturday & Sunday May 18-19, 2013
Vintage Computer Festival East
Wall, N.J
Link: <http://www.midatlanticretro.org/>

Thursday June 13, 2013
Glenside Color Computer Club, Inc. Business Meeting
Skype access available via: robert.swoger

Friday, Saturday, & Sunday July 5-7, 2013
Vintage Computer Festival GB (Great Britain)
Snibston discovery Museum, Leicestershire LE67 3LN.
Link:
https://www.facebook.com/vcrgb?v=app_2373072738

Thursday July 11, 2013
Glenside Color Computer Club, Inc. Business Meeting
Skype access available via: robert.swoger

Tuesday - Sunday July 23-28, 2013
KansasFest – APPLE II FOREVER
Kansas City, Missouri
Link: <http://www.kansasfest.org/>

There are other events that are in the planning stage and
still do not have official dates:

Vintage Computer Festival Southwest (Arlington, TX)
Vintage Computer Festival Midwest (Lombard, IL)
Glenside Color Computer Club, Inc. Picnic

LogiCall

Version V7.0

Executive Level Synonym Execution Program and Integrated Software Package for the Color Computer 3 Disk Operating System

Introduction to *LogiCall*

LogiCall is an Executive Level Synonym Execution Program and integrated software package that enhances the speed and operating ease of your Color Computer 3. *LogiCall* permits you to move from drive to drive, move into and out of your word processor, database, spreadsheet, terminal program and other programs using just a few logical keystrokes. *LogiCall* displays pictures and word processor files on the screen without using a graphics or word processor program.

The FORMAT, MOVE, ERASE, RENAME, POINT, CAT, and RESET keys all work when using RGBDOS & HBDOS, making executive-level file management easy. Also, redundant, easy-to-remember single-key commands further shorten the file management requests.

Some features of *LogiCall* are:

- 1.) Prompts for the drive you wish to use next. (TAPE Drive? Sure!)
- 2.) Automatic display of the selected drive's disk CATalog.
- 3.) Current drive POINTer added to the disk CATalog list.
- 4.) Prompts for the program you wish to run next.
- 5.) Permits SCAN selection of the program to LOAD into the CoCo 3.
- 6.) Contains convenient HELP screens.
- 7.) Runs in both Vcc and DriveWire modes.
- 8.) Easily creates an AUTOEXEC program on disk.
- 9.) Easy call to SAVE the *LogiCall* program to current disk.
- 10.) Easy calls for the FORMAT, BACKUP and MOVE utilities.
- 11.) Easy calls for terminal and word processor software.
- 12.) Easy calls to the RENAME and ERASE routines.
- 13.) Easy call to refresh the on-screen CATalog, handy if disk swap occurred.
- 14.) Easy call to re-BOOT AUTOEXEC.BAS.
- 15.) Easy call to return the disk drive POINTer prompt.
- 16.) Lets you change FLOPPY drives 0 thru 3 at the Program? prompt.
- 17.) Displays WP files to screen without using WP application. (80-column width)
- 18.) Prints CATalog to printer for disk labeling.
- 19.) Written in BASIC to allow user customization.

LogiCall exits the CoCo when a new program is LOADED and returns when you're through with that program to maximize the available RAM space. Filenames on disk are parsed for extensions to permit easy calling of files into the CoCo. No longer will you have to power down the CoCo between programs. You can change the logic if you wish, because *LogiCall* is written in BASIC.

The 22nd Annual "Last" Chicago CoCoFEST!



27 April 2013, 10:00AM to 5:00PM
Evening Social 8:00PM to 10:00PM
28 April 2013, 10:00AM to 3:00PM

Heron Point Building
(Next to Fairfield Inn & Suites)
Basement/Lower Level
665 West North Ave.
Lombard, Illinois 60148
Hotel Phone: 1-630-629-1500



Tandy Color Computer 3 (CoCo)

The CoCoFEST! is a classic computer festival featuring the TRS-80 Color Computer, Tandy Color Computer, and any other computer based on a Motorola 6809 or 6803 Microprocessor such as: Tandy Data Products TDP-100, Micro-SEP, Tomcat TC-9, TRS-80 MC-10, and Dragon Computer.

The festival is hosted by the Glenside Color Computer Club, Inc.

Admission for two days is \$5.00. Parking is free!

Tony: 1-847-340-1801, Bob: 1-630-837-7957

glensideccc.com