



## CoCo ~ 123 Memory Map

<i>Routines</i>	<i>Address</i>
-----	-----
GCCC Officers .....	1
GCCC Information .....	2
GCCC Contributions .....	2
Contributors to this Issue .....	2
GCCC Meetings .....	2
FROM THE PRESIDENT'S PLATEN .....	2
THE EDITOR'S CLIPBOARD .....	2
Treasure Notes .....	3
<b>LogiCall</b> for the CoCo 18 years in the making .....	3
ARTICLE .....	3
<b>Repairing Winnie The Pooh</b>	
Another Reagan Story .....	5
From Will Lorenz .....	5
Complete Color Computer T&D Software Archive .....	6
CoCo Coding Contest .....	6
TRS-80 CoCo Aficionado's Dream Package .....	6
The 22 <sup>nd</sup> Annual "Last" Chicago CoCoFEST! .....	6
VCFMW 7.0 & ECCC .....	6
CoCoFEST! 2013 Information - The 5 "W's".....	10
Calendar of Events .....	10

### Upcoming Events:

The 22<sup>nd</sup> Annual "Last" Chicago CoCoFEST! **April 27-28, 2013**  
 Regular meetings every 2nd Thursday @ Schaumburg Library

### G.C.C.C. OFFICERS

Here is the list of 2012 club officers and how to contact them.  
 If you have questions about the association call one of the officers for the answers.

POSITION	NAME	PHONE	PRIMARY FUNCTION
-----	-----	-----	-----
President	Tony Podraza	847-428-3576	The buck stops here...
Vice-President	Chris Hawks	815-943-4690	Meeting planning, etc.
Vice-President	Tony Podraza	847-428-3576	CoCoFEST! Organizer
Secretary	Bob Swoger	630-837-7957	Records and Reporting
Treasurer	George Schneeweiss	815-832-4441	Dues and Purchasing
Librarian	Brian Goers	708-805-1888	Software Manager
Editor	John Mark Mobley	847-409-8604	Newsletter Perpetrator
-----	-----	-----	-----

Copyright ©2012 Glenside Color Computer Club, Inc.



Tony Podraza



Chris Hawks



Robert Swoger



George Schneeweiss



Brian Goers



John Chasteen

CoCo~123 - A Glenside Publication Since 1985

## DEDICATION

*On August 27, 2012 Malcolm A Cleveland was called home to spend Eternity with his LORD.*



The membership of the Glenside has been honored to have known Malcolm Cleveland for almost 20 years at our annual festival event. We shared some great laughs, some very good visits at breakfasts & dinners, & late-night songfests. His passing has left a hole in my heart, as trite as that may seem; nonetheless it is true. His love for his family & friends was always evident, & his inner joy shone through his free & broad smile, which was never absent. We wept from afar when his mother passed away only a month earlier. GCCC mourns alongside all of you in the loss of our mutual brother. – Tony Podraza, President, GCCC

## CoCo~123 INFORMATION

---

CoCo~123 is the newsletter of the Glenside Color Computer Club. Your annual contribution of \$15.00 helps to keep our club going. Send your check to Glenside Treasurer:

**George L Schneeweiss**  
13450 N 2700 E Road  
Forrest IL 61741-9629

Our treasury provides newsletters and good times with fellow CoCo users at our Annual "Last" Chicago CoCoFEST! and annual Glenside picnic.

## CoCo~123 CONTRIBUTIONS

---

If you have any suggestions for the newsletter or would like to submit an article, please contact the CoCo~123 Newsletter editor:

**John Mark Mobley**  
4104 Wren Lane  
Rolling Meadows, IL 60008  
johnmarkmelanie@gmail.com

## CONTRIBUTORS TO THIS ISSUE

---

**Richard Bair**  
**Byron "Barn" Canfield**  
**Salvador Garcia**  
**Will Lorenz**  
**John Mark Mobley**  
**Tony Podraza**  
**George Schneeweiss**  
**Robert Swoger**

## G. C. C. MEETINGS

---

The Glenside Color Computer Club meets the second Thursday of each month at the Schaumburg Township District Library at 7:00 pm. If you need a map, see our Glenside Homepage at:

<http://glensideccc.com>

A social get-together always follows the meeting at a nearby restaurant, lovingly called, "The Meeting After".

## FROM THE PRESIDENT'S PLATEN

---

This year is the 21<sup>st</sup> year that Glenside has sponsored the "Annual 'LAST' Chicago CoCoFEST!" In honor of that, and in thanks for your continued support of the Color Computer, and of Glenside and the CoCoFEST!, I am proud to announce that the Executive Board has authorized me to declare this year's CoCoFEST! as the year of the Lincoln. (*HUH, we didn't tell him to say that! Ed.*) No, they didn't, exactly, but here is the explanation: Admission (whole show): a Lincoln. A floor spot (any number of tables): a Lincoln; NO, not a Continental, five dollars. Five dollars gets it all for you. This year, your absence cannot be attributed to the cost of the show...oh wait...did I forget something? Yes... A Glenside paid membership, new or renewal is included in that five dollars. Wish to extend that paid membership? .... a Lincoln per year, this year only, well, maybe.

How can we do this, you say? We have moved the location of CoCoFEST! to a far less expensive venue. Here is the information for the new location:

### The 22<sup>nd</sup> Annual "Last" Chicago CoCoFEST! Fairfield Inn & Suites Lombard, IL

Saturday 10 am to 5 pm - Evening Social - 8 pm to 10 pm  
& beyond

Sunday 10 am to 3 pm & beyond  
Overnight room rates:

\$79.00 plus 11% tax (\$87.69 total)

**You must mention Glenside's CoCoFEST! for this price.**

645 West North Avenue  
Lombard, IL 60148  
1-630-629-1500

And the theme of the show this year is "Send in the Clones". So if you have a CoCoCLONE! to show off at the CoCoFEST!, feel free to bring it along.

We are still accepting graphic ideas for the Logo. So work fast, put your ideas down on paper or PAINT file and send them in to [tonypodraza@gmail.com](mailto:tonypodraza@gmail.com), that will do just fine.

Until next time (hopefully sooner than this time), I bid you peace.

Tony Podraza, President  
Glenside Color Computer Club

## THE EDITOR'S CLIPBOARD

---

I would like someone to submit an article or information on Solid State Drives (SSD). These drives are becoming increasingly popular and I am concerned about how well they will hold up with use. Some SSD are removable and can simply be replaced, but others are soldered to the motherboard of an ultra-thin tablet or laptop. I believe it is just a matter of time before the Hard Disk Drive (HDD) is completely replaced by SSD. The big advantage of the SSD is faster boot-up time. I would like these questions answered about SSD:

- Should I be leery of buying used electronics from eBay if SSD are soldered in, because the owner may have used the device in an application that wore out the memory?
- How can you measure the wear level of an SSD? I have found 3 Linux commands (df, du, and stat) but none of these seem to report wear levels.
- What are the warning signs that your memory is about to start failing? When it does start failing, how do you know?
- Does SSD memory get slower as the wear level goes up?
- Is wear leveling managed by the SSD itself or by the operating system to which it is connected?
- Are all SSD alike or are some made with higher quality?
- What utilities are available for SSD?
- What applications are not suited for current technology SSD? For example, if I want to record security video, should I use an SSD or HDD?
- Is SSD technology likely to improve with the advent of things like memristor technology?
- Is there a better way to do SSD? One option I just learned about is hybrid HDD/SSD technology.

Apple Computer Company is selling what it calls a 'Fusion Drive'. This is a combination of an HDD and an SSD. The main idea is to marry the low cost of the HDD with the fast read speed of the SSD. Reportedly the system will learn what applications are used the most frequently and moves them to the SSD. Presumably, it also places items that are written frequently to the HDD, thus giving you the best of both worlds.

I am mostly interested in how this relates to the SD card in my Raspberry Pi, but SSD are becoming more popular in PCs, laptops, tablets, iPods, Smart Phones, and cameras as well.

If you have any articles or article ideas, please submit them to me.

John Mark Mobley, Editor  
Glenside Color Computer Club

## TREASURY NOTES

We have \$7,935.21 in checking. We have 107 paid members in 2012, down from 136 in 2011, and a total of 414 members to whom we send newsletters.

George Schneeweiss, Treasurer  
Glenside Color Computer Club

## LogiCall For The Coco 18 Years In The Making

As you have read in past newsletters, **LogiCall V7.0** was developed for the CoCo3 after Vcc and DriveWire became available. Using CoCo3 with DriveWire or Vcc you can store at least 256 programs on a virtual hard disk. **LogiCall** provides a file card type utility that allows you to keep track of up to 400 disk programs on your virtual hard drive, or up to 800 tape programs.

Most owners of the CoCo use their machines for enjoyment; they want to run programs, not to learn CoCo's operating systems. They use/run "canned" programs purchased long ago. They may have collected these programs over a quarter century or more ago! Few remember the syntax needed on the CoCo to run, format, move, rename, erase and backup files for disk file manipulation. To re-learn this they would have to search out and read old, poorly-written manuals missing vital information. Not so using **LogiCall!**

Simply pressing "H" <ENTER> shows you a 2 page help file showing all you need to know about using **LogiCall**. You now can start all your files' manipulation functions using a single letter or number followed by <ENTER>.

**LogiCall** starts up when you power up the CoCo using AUTOEXEC.BAS written by **LogiCall** itself and easily modifiable by the user. It first prompts for the drive or virtual drive you wish to use. It then refreshes the screen with the programs on that disk and prompts you for the program or file manipulation utility you wish to run. See page 11 for all of **LogiCall's** features. You will see **LogiCall** in operation at the upcoming CoCoFEST! But why wait? The Executive Board has authorized that **LogiCall** shall be free for all Glenside members.

You can now own **LogiCall** by downloading:

<https://dl.dropbox.com/u/55520144/LogiCallV7.pdf>  
<https://dl.dropbox.com/u/55520144/LogiLite.zip>

LogiCoCo includes batch files that allow users to manipulate files to build virtual disks and modify CoCo BASIC files using Tool Shed. Download:  
<https://dl.dropbox.com/u/55520144/LogiCoCo.zip>  
instead of LogiLite.zip

Contact Secretary Bob Swoger by phoning:  
630 837 7957 if you have any problem getting started.

Bob Swoger, Secretary  
Glenside Color Computer Club

## Repairing Winnie the Pooh in the Hundred Acre Wood

by  
Richard Bair



Meetings of the Glenside Color Computer Club tend to be calm affairs these days since there isn't much fast-breaking news in the CoCo world any more, but every so often something comes up that reawakens the mental energies of our members. Such was the case at (or actually before) the August meeting, when secretary Bob Swoger complained to those present that he had been unable to get the software he had purchased at the previous CoCoFEST! in its sealed package titled "Winnie the Pooh in the Hundred Acre Wood" to run on his PC-based CoCo3 emulator Vcc. Bob baby-sits his granddaughter Reagan five days a week and was hoping to provide some entertainment to her with the game.

Several of us were immediately intrigued by the problem and set about investigating it. Fortunately tools were at hand, as in addition to Bob's PC we had a mostly-stock CoCo3 which John Mark Mobley brings to nearly every meeting, and we quickly verified that Bob's complaint was



valid. The disk as purchased from Radio Shack does run on a real CoCo3, but not on the emulator.

The "Winnie" software is one of several titles released in the mid-80s (when the CoCo3 was new) that ran under OS9. As most of you may know, OS9 Level 1 v. 1.0 will not run on a CoCo3; it loads to a spot in memory that the CoCo3 uses for some crucial vectors, causing a crash. Tandy's long-term solution is of course OS9 Level 2, but their stopgap solution was a rarely-noticed version called OS9 Level 1 v. 2.0.


It was doctored enough to boot on a CoCo3, but was otherwise not too different from v. 1.0. Many Tandy games were distributed with an OS9 Level 1 v. 2.0 boot so that they could run on a CoCo1, CoCo2, or a CoCo3. "Winnie" was one of these.

We were not able to solve Bob's problem at the meeting that night, but we did confirm that OS9 Level 1 v.2.0 does not boot on the Vcc emulator. It shows the copyright screen, but fails to process keyboard input. I decided to take the problem as "homework".

I don't run a CoCo emulator at home and know very little about it, so my approach avoids the question of why OS9 Level 1 v.2.0 won't run on it. Instead, on my home (real) CoCo3, after verifying that "Winnie" would boot from the stock disk, I then tried to see whether it would run under OS9 Level 2. The instructions say to type "winnie" at the OS9 prompt, so after getting into a 32-column window and pointing the data and execution directories to /d0 and /d0/cmds I did so. To my surprise the game showed a welcome screen, but then hung, saying, "There is a problem with your disk drive..." Huh?!? No keypress would get me out, so I rebooted. I began to realize that the problem might be harder than I thought, so as I was mulling various explanations, I began by studying the contents of the disk.

I thought one possible explanation would be that the program tries to do some direct disk access without going through OS9. Since the machine is going at 2 MHz instead of the 1 MHz of Level 1, that might cause a disk-reading problem. But my pondering of explanations was cut short when I discovered that the disk actually contains TWO versions of the program: the one named "winnie" which actually is a module named "POOH", and another named "wtp", which is ALSO a module named "POOH". So before using any more time trying to figure out why "winnie" didn't work, I tried running "wtp". Success!!

To finish creating a disk that Bob Swoger could use for his granddaughter Reagan, I first made an exact copy of the original disk, and then deleted the Level 1 OS9boot file. I wanted to stay as close to original as possible, in case there were some tracks on the disk that were unknown to OS9, so I then used OS9gen to create and link a new Level 2 bootfile in place of the one I'd deleted. It didn't work at first, because OS9gen is not smart enough to look for an empty area on the disk big enough for the file to be all in one segment (that's why it tells you to use it only on newly-formatted disks). But I outwitted it by using dmode to set the SAS (segment allocation size) to a size large enough to hold the whole bootfile. Then OS9gen completed O.K., the disk boots, and the game works!



Testing the software with the Virtual Color Computer (Vcc) emulator

**WALT DISNEY**  
PERSONAL COMPUTER SOFTWARE

# WINNIE THE POOH IN THE HUNDRED ACRE WOOD

PLAY IT OVER AND OVER - IT'S A DIFFERENT GAME EACH TIME YOU PLAY

**LOGICAL THINKING**  
Owl is willing to help by giving clues, but he won't tell everything your child needs to know. Players will have to figure out which items belong to whom from hints given in the game.

**READING SKILLS**  
Your child will only be able to return the missing belongings to Pooh and his friends by paying careful attention to the many messages in the game. You'll see your child's reading skills improve each time the game is played.

**MAP SKILLS**  
The picture map of the Hundred Acre Wood will help your child find the characters he or she is looking for. If your child is at Pooh's house and would like to visit Eeyore's gloomy place, he or she can look at the map to plan out the best route.

Walt Disney Personal Computer Software by Sierra captures your child's imagination while developing necessary skills and building knowledge. The stunning graphics, delightful characters, and compelling and challenging activities all motivate your child to grasp the concepts involved.

**SIERRA**  
SIERRA ONLINE, INC. • CHANESGOLD, CA 93614 • (209) 683-6654

Marketing from the year 1987

Link to the manual:

[http://www.colorcomputerarchive.com/coco/Documents/Manuals/Games/Winnie%20the%20Pooh%20\(Sierra\).pdf](http://www.colorcomputerarchive.com/coco/Documents/Manuals/Games/Winnie%20the%20Pooh%20(Sierra).pdf)

Wikipedia link:

[http://en.wikipedia.org/wiki/Winnie\\_the\\_Pooh\\_in\\_the\\_Hundred\\_Acre\\_Wood](http://en.wikipedia.org/wiki/Winnie_the_Pooh_in_the_Hundred_Acre_Wood)




I leave it to somebody else to puzzle out why Level 1 v.2.0 doesn't run on the emulator, or why "winnie" won't run under Level 2; if you find out, let us all know!



Richard Bair (left) brought his Winnie the Pooh floppy disk to the picnic. John Mark Mobley (right) brought his CoCo, floppy disk drive, and DriveWire server to the picnic. Together they made a virtual floppy and tested the software on the Virtual Color Computer (Vcc) emulator.

...More for the **LogiCall**/Vcc user.

Bob took his repaired package home and installed Winnie on his Windows XP laptop running Vcc. He made a short boot file for the **LogiCall** operating system and all now runs smoothly.



He also made .jpg's of the box and instructions to make a complete package for the Vcc users to enjoy with the software. Four-year-old Reagan likes to see it run and sings the words to the Winnie tune.

**See another Reagan story below.**

Reagan spends five days a week with her grandparents, Bob and Annette Swoger. Their daughter Michelle hates Bob's computer hobby. Reagan had never seen a real CoCo. However, as Bob was developing **LogiCall** for the CoCo, Reagan would climb up on Bob's side and request to see "The Rainbow", meaning she wanted him to run the CoCo 3 Demo Program that ran on the display CoCo 3's in the Tandy stores. Part of the Demo showed a CoCo system being built using a crane. The crane first brings into view a CoCo 3, then a monitor, then a Multi-Pak, disk

drives, and finally a printer. She would point to one of those objects and ask what they were. Bob would answer her question and think nothing more of it.



One evening Bob cleaned up a CoCo for a friend using Sparkle window cleaner before giving it back to that member. He laid it down with his laptops knowing he'd find it the next day to take it to the meeting. The graphic in the demo is not as good as a picture of the CoCo but he took a chance and the morning before the meeting he picked up the CoCo 3 and asked Reagan, "What is this, Reagan?" She answered with some glee; "That's a CoCo!" Bob set it back down and said no more. That evening Bob's daughter came by to take Reagan home. Bob got Reagan's attention and again picked up the CoCo. He again asked Reagan what he was holding. Again she responded, "That's a CoCo!" Her mom went spastic, "Your putting bad things into my daughter's head." BUT Reagan went on, "... but it's missing the monitor and the multipak and the disk drives." Daughter Michelle almost went ballistic!

**From Will Lorenz**

Thanks for the newsletter - very interesting! I haven't used a COCO since I brought a vanload of that stuff to Illinois many years ago, into a garage that was already overflowing with COCO things.

I'm almost 93-1/2 now & still drive but only locally, even gave up square dancing this past year. Recently started growing a beard to enjoy the excitement of watching the hair grow. I even grocery shop now in stores that provide electric scooters.

The last CoCoFEST! I attended had the slogan "Carrying obsolescence into the 21st century". How things change! If it's ready for the market, it's already obsolete! Many electronics cost more to have fixed than to buy a new one. Have you seen a dollar watch recently? I bought a new wristwatch because it was cheaper than getting a new battery for the old one.

Carry on- it was nice hearing from you-all.

Will Lorenz  
Oconomowoc, WI

## **Complete Tandy Color Computer T&D Software Archive**

by  
John Mark Mobley

A monthly disk subscription from T&D Software was available for several years. Now these disks are available for download over the Internet in a virtual disk format.

<http://goyim.dyndns.org:8080/coco/Disks/Magazines/T&D%20Software/>

Our newest librarian, Brian Goers, is in the process of sorting through boxes containing 500 floppies in order to archive these programs so that they can be made easily accessible. Perhaps they could also be put on the Internet if they are not copyrighted.

## **CoCo Coding Contest**

by  
John Mark Mobley

There is a contest to challenge people to develop some new code for the Tandy Color Computer. To learn more try the links below.

Web: <http://cococoding.com/contest/>  
email: [contest@cococoding.com](mailto:contest@cococoding.com)

## **TRS-80 CoCo Aficionado's Dream Package!**

by  
Byron "Barn" Canfield

I just did my 25-year office purge (which I do every 25 years even if it doesn't need it), and decided it's time to stop being a sentimental old packrat and get rid of my first computer, my Coco. I posted it on Craig's List in Seattle, but thought I should put a bug in your ear about it in case any of the Glenside members might be interested.

Posting ID # 3463664359:  
"TRS-80 CoCo Aficionado's Dream Package"  
<http://seattle.craigslist.org/see/sys/3463664359.html>

email: [bdl@byronc.com](mailto:bdl@byronc.com)

## **The 22<sup>nd</sup> Annual "Last" Chicago CoCoFEST!**

by  
John Mark Mobley

The CoCoFEST! will be in a new location. The location is the lower level of the Heron Point Building in Lombard, IL. It is next to the Fairfield Inn and Suites.

The theme/slogan is Send in the Clones.

Admission for two days is \$5.00. Parking is free.

The cost of admission also extends paid membership dues by one year. Additional membership extensions will

be \$5.00 at the fest. (If you do not attend the fest, regular cost of membership dues is \$15.00.)

Floor Plans:

<http://www.marriott.com/hotels/event-planning/floor-plans/chifs-fairfield-inn-and-suites-chicago-lombard/>

We have 3 rooms:

- 1) Lunch room/Lecture Hall (1000 square feet)
- 2) Rooms A&B (2160 square feet)
- 3) Room C (1760 square feet)

We are not allowed to bring food into the building, but the lunchroom can be used as a Lecture Hall.

Rooms A&B will likely be for setting up tables and booths. Room C could be used to hold the auction, race RC cars, build a Mars rover with a camera mounted to the front of the rover so that the drivers can view a TV and steer the rover by remote control, or play a game such as real live pong. <http://www.youtube.com/watch?v=7hDbZ0PemtC>  
If you have an idea of how we can use Room C then send your idea to Tony Podraza so that we can use your idea as part of planning the CoCoFEST!

In addition to the 3 rooms we can also set up tables in the hallways.

## **Vintage Computer Festival Midwest (VCFMW 7.0) and Emergency Chicagoland Commodore Convention (ECCC)**

by  
John Mark Mobley

The VCFMW was held on September 22-23, 2012 in Lombard, Illinois at the same location that is planned for the 2013 CoCoFEST!

I set up a Raspberry Pi display and it was well received.

I saw Apple I/II/III, Atari, Amiga, Commodore, single board computer PDP-8 Emulator, Raspberry Pi, Timex/Sinclair, Tandy/Radio Shack, Texas Instruments.

A number of computer clubs were present:

The Glenside Color Computer Club Inc.  
Chicago Classic Computing  
Suburban Chicago ATarians (SCAT)  
Southwest Regional Association of Programmers (SWRAP)

125 people attended.

Link: <http://vcfmw.org/>  
[http://en.wikipedia.org/wiki/Vintage\\_Computer\\_Festival](http://en.wikipedia.org/wiki/Vintage_Computer_Festival)


As you look at the pictures on the next page, think about how to transform this area into the CoCoFEST!



Here are some pictures from the 2012 VCFMW.




Single board computer SBC6120, a PDP-8 emulator



Single board computer SBC6120, a PDP-8 emulator



Apple I



Apple I



Here we have a large collection of Commodore calculators



iPad






TI-99/4A



TI-99/4A



This book is awarded to the first computer that smokes!



This Osborne computer started smoking



This may be networked VT100 terminal games



Stuff for sale





This is Mechanical Binary Logic  
[http://en.wikipedia.org/wiki/Digi-Comp\\_1](http://en.wikipedia.org/wiki/Digi-Comp_1)  
[http://www.youtube.com/watch?v=IC\\_GsFY8n3M](http://www.youtube.com/watch?v=IC_GsFY8n3M)



Vcc running CoCo **LogiCall** on the Left  
 Timex/Sinclair running **LogiCall** on the Right



**LogiCall** Demo



This is the lunchroom (1000 square feet)  
 We can use this room as a Lecture Hall during CoCoFEST!



This is room A & B (2160 square feet)  
 We can use this room for display tables/booths during  
 CoCoFEST!



This is room C (1760 square feet)  
 Perhaps we could hold the auction or race RC cars in this  
 room during the CoCoFEST!

**The 22nd Annual  
"Last"  
Chicago CoCoFEST!**



Proudly Presented By The  
Glenside Color Computer Club  
Fairfield Inn, Lombard, Illinois  
April 27 & April 28, 2013

Here are the 5 "W's"

- WHO?** 1) Glenside Color Computer Club, Inc.  
**PRESENTS**
- WHAT?** 2) The 22nd Annual "Last" Chicago  
**CoCoFEST!**
- WHEN?** 3) April 27 & 28, 2013  
(Sat. 10 am-5 pm; 8 pm-11 pm; Sun. 10 am-3 pm)
- WHERE?** 4) Fairfield Inn & Suites Lombard  
645 West North Avenue  
Lombard, IL 60148  
(Near the intersection of IL-355 and North Avenue)  
*(New location!)*

Overnight single occupancy room rate:  
\$79.00 plus 11% tax (\$87.69 Total)  
Call 1-630-629-1500 for reservations.

You must ask for the Glenside "CoCoFEST!" rate.  
>>> YOU MUST REGISTER UNDER "CoCoFEST!" <<<  
>>> TO GET THIS RATE <<<

- WHY?** 5) A. To provide vendor support to the  
CoCo Community  
B. To provide Community support for  
our CoCo Vendors  
C. To provide educational support to  
new users.  
D. TO HAVE AN OUTRAGEOUSLY  
GOOD TIME!!!

And now, the "H" word.

**HOW MUCH?** All Attendees - General Admission  
Saturday & both days: \$5.00 1st - \$5.00 2nd & more  
Sunday Only: \$5.00 1st - \$5 2nd & more  
\*\*\*\*\* Children 12 and under - FREE \*\*\*\*\*

Advance ticket sales available between 1/15/2013 and  
3/23/2013 from:

**Bob Swoger**  
613 Parkside Circle  
Streamwood IL 60107

Pick up your tickets at the door.

For further information, general or exhibitor, contact:  
**Tony Podraza, GCCCI**      **Robert Swoger, GCCCI**  
**847-428-3576, VOICE**      **630-837-7957, VOICE**  
**tonypodraza@juno.com**      **rswoger@aol.com**

**Calendar of Events**

by  
John Mark Mobley and Salvador Garcia

Link: <http://www.glensideccc.com/cgi-bin/mod/cal.cgi>

- Thursday January 10, 2013  
Glenside Color Computer Club, Inc. Business Meeting  
Skype access available via: robert.swoger
- Thursday February 7, 2013  
Glenside Color Computer Club, Inc. Business Meeting  
**Note the date was changed in order to not conflict  
with Valentine's day.**  
Skype access available via: robert.swoger
- Thursday March 14, 2013  
Glenside Color Computer Club, Inc. Business Meeting  
Skype access available via: robert.swoger
- Thursday April 11, 2013  
Glenside Color Computer Club, Inc. Business Meeting  
Skype access available via: robert.swoger
- Saturday & Sunday April 27-28, 2013  
The 22<sup>nd</sup> Annual "Last" Chicago CoCoFEST!  
Lombard, IL  
Link: <http://glensideccc.com/>  
Link: <http://glensideccc.com/cocofest/index.shtml>
- Saturday & Sunday April 27-28, 2013  
Vintage Computer Festival Europe  
Munich, Germany  
Link: <http://www.vcfe.org/E/>
- Thursday May 9, 2013  
Glenside Color Computer Club, Inc. Business Meeting  
Skype access available via: robert.swoger
- Saturday & Sunday May 18-19, 2013  
Vintage Computer Festival East  
Wall, N.J  
Link: <http://www.midatlanticro.org/>
- Thursday June 13, 2013  
Glenside Color Computer Club, Inc. Business Meeting  
Skype access available via: robert.swoger
- Friday, Saturday, & Sunday July 5-7, 2013  
Vintage Computer Festival GB (Great Britain)  
..The location is to be announced.  
Link:  
[https://www.facebook.com/vcrgb?v=app\\_2373072738](https://www.facebook.com/vcrgb?v=app_2373072738)
- Thursday July 11, 2013  
Glenside Color Computer Club, Inc. Business Meeting  
Skype access available via: robert.swoger
- Tuesday - Sunday July 23-28, 2013  
KansasFest – APPLE II FOREVER  
Kansas City, Missouri  
Link: <http://www.kansasfest.org/>
- There are other events that are in the planning stage and  
still do not have official dates:  
Vintage Computer Festival Southeast (Roswell, GA)  
Vintage Computer Festival Southwest (Arlington, TX)  
Vintage Computer Festival Midwest (Lombard, IL)  
Glenside Color Computer Club, Inc. Picnic



# *LogiCall*

Version V7.0

## **Executive Level Synonym Execution Program and Integrated Software Package for the Color Computer 3 Disk Operating System**

### **Introduction to *LogiCall***

*LogiCall* is an Executive Level Synonym Execution Program and integrated software package that enhances the speed and operating ease of your Color Computer 3. *LogiCall* permits you to move from drive to drive, move into and out of your word processor, database, spreadsheet, terminal program and other programs using just a few logical keystrokes. *LogiCall* displays pictures and word processor files on the screen without using a graphics or word processor program.

The FORMAT, MOVE, ERASE, RENAME, POINT, CAT, and RESET keys all work when using RGBDOS & HDBDOS, making executive-level file management easy. Also, redundant, easy-to-remember single-key commands further shorten the file management requests.

Some features of *LogiCall* are:

- 1.) Prompts for the drive you wish to use next. (TAPE Drive? Sure!)
- 2.) Automatic display of the selected drive's disk CATalog.
- 3.) Current drive POINTer added to the disk CATalog list.
- 4.) Prompts for the program you wish to run next.
- 5.) Permits SCAN selection of the program to LOAD into the CoCo 3.
- 6.) Contains convenient HELP screens.
- 7.) Runs in both Vcc and DriveWire modes.
- 8.) Easily creates an AUTOEXEC program on disk.
- 9.) Easy call to SAVE the *LogiCall* program to current disk.
- 10.) Easy calls for the FORMAT, BACKUP and MOVE utilities.
- 11.) Easy calls for terminal and word processor software.
- 12.) Easy calls to the RENAME and ERASE routines.
- 13.) Easy call to refresh the on-screen CATalog, handy if disk swap occurred.
- 14.) Easy call to re-BOOT AUTOEXEC.BAS.
- 15.) Easy call to return the disk drive POINTer prompt.
- 16.) Lets you change FLOPPY drives 0 thru 3 at the Program? prompt.
- 17.) Displays WP files to screen without using WP application. (80-column width)
- 18.) Prints CATalog to printer for disk labeling.
- 19.) Written in BASIC to allow user customization.

*LogiCall* exits the CoCo when a new program is LOAded and returns when you're through with that program to maximize the available RAM space. Filenames on disk are parsed for extensions to permit easy calling of files into the CoCo. No longer will you have to power down the CoCo between programs. You can change the logic if you wish, because *LogiCall* is written in BASIC.

# The 22nd Annual "Last" Chicago CoCoFEST!



27 April 2013, 10:00AM to 5:00PM  
Evening Social 8:00PM to 10:00PM  
28 April 2013, 10:00AM to 3:00PM

Heron Point Building  
(Next to Fairfield Inn & Suites)  
Basement/Lower Level  
665 West North Ave.  
Lombard, Illinois 60148  
Hotel Phone: 1-630-629-1500



Tandy Color Computer 3 (CoCo)

The CoCoFEST! is a classic computer festival featuring the TRS-80 Color Computer, Tandy Color Computer, and any other computer based on a Motorola 6809 or 6803 Microprocessor such as: Tandy Data Products TDP-100, Micro-SEP, Tomcat TC-9, TRS-80 MC-10, and Dragon Computer.

The festival is hosted by the Glenside Color Computer Club, Inc.

Admission for two days is \$5.00. Parking is free!

Tony: 1-847-340-1801, Bob: 1-630-837-7957

[glensideccc.com](http://glensideccc.com)