

# OS-9 Newsletter

Volume II No.4 <<< BELLINGHAM OS9 USERS GROUP >>> April 30, 1991

## NW CoCo Festival

Last Spring there was a lot of talk on the Far Point Station BBS (Seattle) about a Northwest CoCo Fest sometime in the Summer or Fall....Well, obviously it didn't happen. However, last month Mark Johnson of the Longview/Kelso mentioned to me how neat it would be to have some kind of a get together of the CoCo/OS9 Clubs in Washington for a day long get together. I passed the information along to Donald Zimmerman of the Port O'CoCo group in Port Orchard and.....

Check out the flyer on the last page. The Port Orchard club has piled out all the stops. Event a CIRCUS. No kidding!

The agenda starts out with a roundtable discussion Friday evening, a Welcome ceremony Saturday morning followed by quest speakers. At 10 a.m. the "Fest" breaks up into Swap Meets, and small group meetings covering such diverse topics as Hardware, Software, Communications, Upgrading, Basics, Help Sources, etc. At 12:30 a buffet lunch will be served and our keynote speaker will address us regarding the future.

A \$25 registration fee covers all of the seminars, luncheon, keynote speaker, your own space to swap or sell "stuff", and a CoCo fest coffee mug.

Of course, at this early date, things are still very much in the works and our celebrity quest are still being confirmed so I really don't know who all will be there of note, but I do know that D.P. Johnson of SDISK & SDISK3 and LEVEL I & II UTILITIES is being sought, as is Chris Burke of Burke & Burke, as is Paul Kehler of Clearbrook Software, producers of CGS IMS Database (see database review in this issue).

Several CoCo and OS9 software vendors (including Radio Shack) will be there and hopefully some special displays of modified CoCo's, a multi-terminal OS9 Level-II GIMIX Computer, and an IMS MM/1.

Oh yes, most important, free issues of the OS9 Newsletter will be available as well as back issues for sale at 1/2 price (25 cents). Also, Bellingham OS9 Users Group Public Domain Library disk for sale at \$1/disk. And OS9 Tutorial for sale at 1/2 price (\$1.00) and Instructional video tape display.

SEE YOU AT THE NW CoCo Fest in Port Orchard, June 21-22

### <<-- IN THIS ISSUE -->>

OSK (68K OS9 ?)	Pg. 2	COCO to PC (revisted)	Pg. 5
What's the BIG DEAL about OSK. Is it really better than OS-9?		4 ways to mount your CoCo in a PC Case.	
DATABASE REVIEW	Pg. 2	FRANK HOGG report	Pg. 7
OS-9 is not hurting for good database apps.		CLUB ACTIVITY REPORTS	Pg. 8

#### SUBSCRIPTION INFORMATION:

The OS-9 Newsletter is compiled and printed monthly by the Bellingham OS-9 Users Group. Subscription rates are \$4 for 6 months or \$7 for 12 months. Mail Subscription Checks to:

Rodger Alexander  
3404 Illinois Lane  
Bellingham, WA 98226

#### BENEFITS TO SUBSCRIPTION MEMBERS:

As a subscribing member of the Bellingham OS9 Users Group, you enjoy the following benefits:

1. 8-10 page monthly Newsletter
2. FREE Public Domain Library (5-Megs)
3. FREE Technical assistance (734-5806)
4. FREE Classified Ads
5. On-Line OS-9 Conference (676-5787)
6. FREE "HOW-TO" Video Librar

## OSK

Today I got in the mail "Pipelines", a little newsletter from Microware. This issue talks mostly about OS-9/68000 v2.4 changes and enhancements, with some other goodies thrown in.


Version 2.4 has:

- o variable size sectors in RBF
- o disk caching in RBF
- o large, meaning > 64k, bootfiles
- o 'noncontiguous' boot files
- o a C function library for writing boot-up code in C or a combination of C and assembly
- o totally new C compiler for 680x0, 386/486, and RISC computers:
  - \* latest code optimization techniques
  - \* retargetability (?)
  - \* source debugging and code analysis
  - \* full ANSI conformance!!
- o X-Windows for OS-9 and OS-9000: client modules, server modules, libraries, and tools
- o ROM debugger

It also contains press releases in the "New Vendor Products" section about the MM/1 and PT68K4 computers.

In regards to 68000 C compiler, there is now a public domain (GNU) C++ for OSK. So that would mean (at the very least!) ANSI compatibility, without paying whatever it is that Microware will charge. And hey, you could even start programming in C++ without having to keep 2 copies of source code... :)

--Jason Bucata (JBUCATA)--



## DATABASES a Comparative Review

Many times I hear complaints that OS9 Level-II lacks sophisticated or "real" software such as Lotus dBASE or Word Perfect. In most cases this is unfortunately true, although OSK (68000 OS9) already supports quite a few "real" software applications and more and more is becoming available. (The future is OSK)

However, in regards to database applications, OS9 is not lacking either sophistication or power, and when I started researching database applications for OS9 I was surprised by the number of programs that I found.

First of all, what is a database? A database is an application or program that permits the organization and retrieval of information, such as names, addresses, phone numbers, etc.

This information, or data, is organized into "records" sub-divided by "fields". An example would be my first and last name, phone number, address, are "fields" and all of the fields collectively pertaining to me is a "record"

More sophisticated database applications include the ability to include math functions or arguments applied to the data. An example would be matching zip codes or adding/subtracting numerical data. I use a database for this Newsletter to keep track of subscribers, to print out reports of total subscriptions paid or to see those who's subscription has expired this month. And of course each month I print out mail labels of all of the subscribers from this same database.

### DESKMATE-3 "FILE"

For a fast, simple address or "rolodex" type of database, good old DeskMate-3 or even old Level-I DeskMate is hard to beat. The program writes data records, deletes records, searches, retrieves records, BUT it does not allow you to print out records to your printer. Although, it is possible to "LIST" the file records to your printer from the OS9 shell after you exit DeskMate. All of the fields are pre-defined, such as NAME, ADDRESS, CITY, ZIP, PHONE, etc.

### COCODEX3

This is a public domain "rolodex" type of database written in Basic09 by Alan Sheltra. It's very cute using overlay windows to display graphic representations of actual rolodex phone/address cards similar to DeskMate-3. In fact it has exactly the same features as the DeskMate "File" program. It can search, sort, display plus it can printout files to maillabels. However, it is very slow on the way in which it prompts for data entry.

### PHBASE

This is another public domain database program written in Basic09 by William Knight, and again it is a maillabel or rolodex type program that allows for a maximum of only 200 records. Each record contains only 5 fields or lines of data and each field (or line) is fixed at 64 characters in length, which is somewhat wasteful. PHBase also features search, sort and print options. Since PHBase is simple in format and uses a text screen instead of graphics, it is much faster than CoCodex3 but not as fast as DeskMate-3.

### AD9

Another Address Database. This is also in Basic09 and is Public Domain. The search options are more sophisticated and I found this to be very fast and extremely simple to use. Search options are much greater but there is no sort option and no printout or listing of records to printer. The format and speed is superior to all of the above examples but without a printout option it's nice to look at but not very practical.

**LABELBASE**

This is strictly a Mail Label database written in Basic09 by Constellation Computer Consultants, P.O. Box 423, Sanford, Me. 04073. It has 14 predefined fields. It's greatest strength is it's report editor, which allows you to select from several font sizes, print to any size label and merge fields for better appearing printouts. It is easy to use once you figure out how to use it. The instructional manual is 7 pages long and the worst documentation I have ever seen. However, with a lot of perseverance, one can eventually figure it out.

**PROFILE**

Radio Shack released two versions of PROFILE, one version was for Disk Extended Color Basic, the other for OS9 Level-I. A simple patch to the "mgt" module in the CMDS directory makes PROFILE compatible to Level-II. Both versions of PROFILE are very similar and even allow for data files created on the DECB version to be transferred to the OS9 version. Profile is fast and provides for user defined data field structure, so that your field lengths (data lines) can be as short as 2 characters for "state" or 15 characters for "Last Name", etc. The data fields can also be either Alphanumeric, Math, Date or Derived.

The "derived" type of fields are data that result from logical arguments applied to other data fields within the same record. For example, if one of the fields in a record was "Item Sold", and another field in your record was "Amount", then a derived field could be the result of a string search from the "Item Sold" field for a match, such as "CANDY" and if that match was found then the dollar amount in the "Amount" field would be entered into a formula such as "Amount x .4 = NewAmount", and this NewAmount would be entered into the derived field. The derived field might be labeled in the printout as "Credit Earned: "

PROFILE also provides for 10 data entry screen formats, 10 report formats (either to screen or printer) and as many sorting indexes as there are

files.

**DATAMASTER**

When Radio Shack did not "officially" update PROFILE for OS9 Level-II, DATAMASTER was released by Computerware. It is very attractive with a graphics display similar to the Multi-Vue screen with pull down menu ICONS, but no mouse control. Upon further inspection it becomes obvious that DATAMASTER is actually PROFILE in a more attractive graphic package with one added feature. DATAMASTER permits easy access to dynacalc files to be loaded into the database and for database files to be saved out in dynacalc format. NOW THATS NICE! With all the features of the original PROFILE plus the DYNACALC options, DATAMASTER which is now being re-released in May or June, is my choice for a medium prices database.

**DATA WINDOWS**

Alpha Soft has recently introduced DATA WINDOWS for \$59.95, which does provide for mouse control and also features a graphics display with pull down menu ICONS. DATA WINDOWS not only allows you to structure your field lengths and generate derived fields, it also makes provisions so that the user can define the size and appearance of the data input window, screen report windows, etc.

Profile and Datamaster also featured user defined input and report screens, the **big** difference here is that the report screen editor also provides for derived fields.

An added feature is **DATA MERGE**. This is an included application that provides for file manipulation, most obvious is the ability to merge several database files into one large database.

**IMS**

Now we're talking major league. The IMS database by Clear Brook Software and available from Frank Hogg for \$99.95, is a full function relational database. It has all of the features of PROFILE plus, being relational, it can do field searches and reports from data contained in several databases without the need to merge the separate data-

base files into one large file the way DATA WINDOWS does. IMS comes with a large quantity of terminal display and print driver files so that IMS can virtually work on any OS9 system, on all types of terminals. IMS is also available on OSK and MS-Dos, maintaining the same format so that data files are transferrable between systems.

IMS has the added feature that it can be programed using script files or "command files" with special command syntax specific to IMS. What this means is that a programmer can configure IMS to appear as a customized application database specifically for your needs with company headers on each screen, customized designed data entry screens, customer reports, receipts, invoices, inventory reports, etc., etc., etc. Remember that PROFILE, DATAMASTER and DATA WINDOWS also provide for customized reports, but since they are specific to CoCo OS9 they are somewhat limited. IMS provides terminal options that include underlining, reverse video, etc. Printed reports can take advantage of all of your printer's font and graphic options due to the specific print drivers.

The catch to all of these wonderful advantages obtained through programmed script files is the amount of time required to learn and type in, edit, test, correct, etc., all of the script files that you require..... You don't have to program command files to use IMS, but to take advantage of all of IMS's power...you do. Fortunately the language syntax is very logical and in english, very similar to dBASE in some ways.

**SCULPTOR**

A product of Microprocessor Development Limited of London, \$199. SCULPTOR is the other major database available for OS9, UNIX and MS-Dos. Again the format is maintained so that files can be transferred between systems. All of the features in the IMS database are also featured in SCULPTOR. I use SCULPTOR because I was introduced to it first, but it took a long time before I could get it to work properly. This was due mainly to the very large manual that was full of information but no

instructions. Not to mention "British" logic or my "American" stupidity. It does provide a means to convert the date from "day-month-year" to our more familiar "month-day-year". However, once the program was up displaying its general user menu, I found SCULPTOR to be one of the easiest databases to use, and the manual unnecessary. When it came time to define the field structures, a HELP window was available with examples displayed. From that point on everything was automatic.

If you want to customize SCULPTOR as described above with IMS the manual supplies the necessary information and language syntax. Unfortunately SCULPTOR's language is very similar to the 'C' language in syntax and construct. This is an advantage if you are into 'C', but a definite disadvantage if your limited to "english" and "basic" like I am.

Database programs not available for review in this article are: DATA FORM III (Check RAINBOW Jan '90 review) \$19.95  
C.A.B., an Auto Record database, \$9.95  
E.Z. Friendly, 118 Cobles Ave., Poughkeepsie, NY 12601

MASTERDIR, a Diskette Directory database, \$10  
RAINBOW INDEXES, Rainbow Magazine index database, \$10  
Rick's Computer Enterprise, P.O. Box 276, Liberty, KY, 42539

BANKMAN, a checkbook database, \$39.95  
GENERAL STATISTICS, Computes over 50 stats, \$39.95  
BASEBALL STATS, Statistical database, over 20 stats, \$39.95  
QUICK STATS, Statistical database, over 12 stats, \$24.95  
Trading Post, P.O. box 3453, Carbondale, IL 62902

BANKING MASTER, Checkbook database, \$20.00  
DATABASE-14, Multi-Purpose database \$40.00  
Simple Software, Russ Griggs, 1118 Perry Ave, Bremerton, WA 98310

SUPERFILE III, Multi-Purpose database, \$24.00  
Gimmesoft, P.O. Box 421, Perry Hall, MD 21128

STOCK MANAGER OS-9, statistical database  
Bob van der Poel Software, PO Box 355, Porthull, ID 83853

Database	# of Fields	Field Status	Print Opts.	Relational	Derived Fields	Programmable	Mouse	Cost
DESKMATE	7	Fixed	NONE	NO	NO	NO	YES	\$29
COCODEX	9	Fixed	NONE	NO	NO	NO	YES	P.D.
PHBASE	5	Fixed	MailLabels	NO	NO	NO	NO	P.D.
AD9	7	Fixed	NONE	NO	NO	NO	NO	P.D.
LABEL-BASE	14	Fixed	Labels	NO	NO	NO	NO	\$10
PROFILE	Any #	UserDefine	UserDefine	NO	NO	NO	NO	\$49
DATA-MASTER	Any #	UserDefine	UserDefine	NO	NO	NO	NO	\$79
DATA WINDOWS	Any #	UserDefine	UserDefine	NO	YES	NO	YES	\$60
IMS	Any #	UserDefine	UserDefine	YES	YES	YES	NO	\$99
SCULPTOR	Any #	UserDefine	UserDefine	YES	YES	YES	NO	\$199

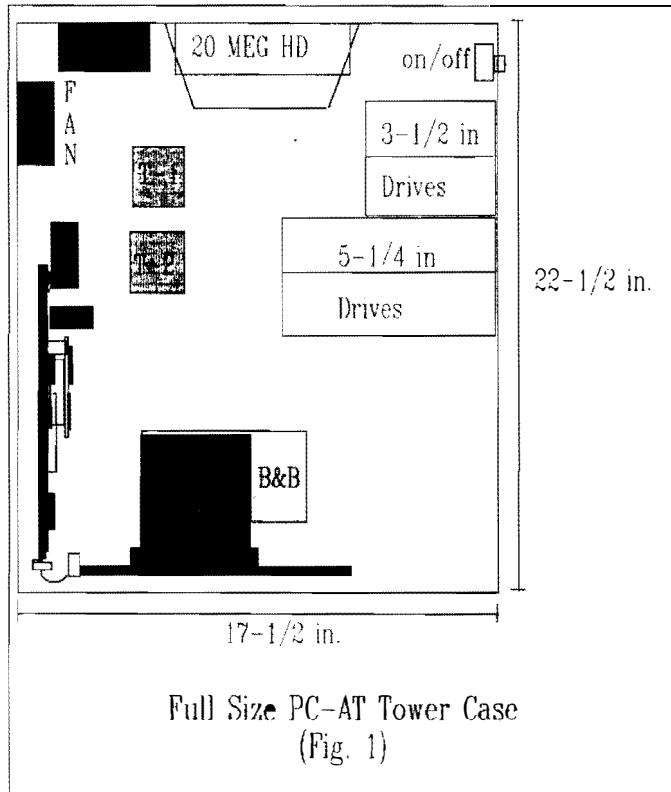
# CoCo in a PC

by Rodger Alexander and Craig DuBois

In the August '90 issue of the OS9 Newsletter I included a drawing of the way I had mounted my CoCo-3 in a full size PC-AT Tower case. Since that time, almost half of all CoCo Users I know have mounted, or are attempting to mount their CoCo's into PC cases. It has been a source of a lot of frustration and a lot of questions. In this article I will review, mostly with pictures, my original installation and three other installations.

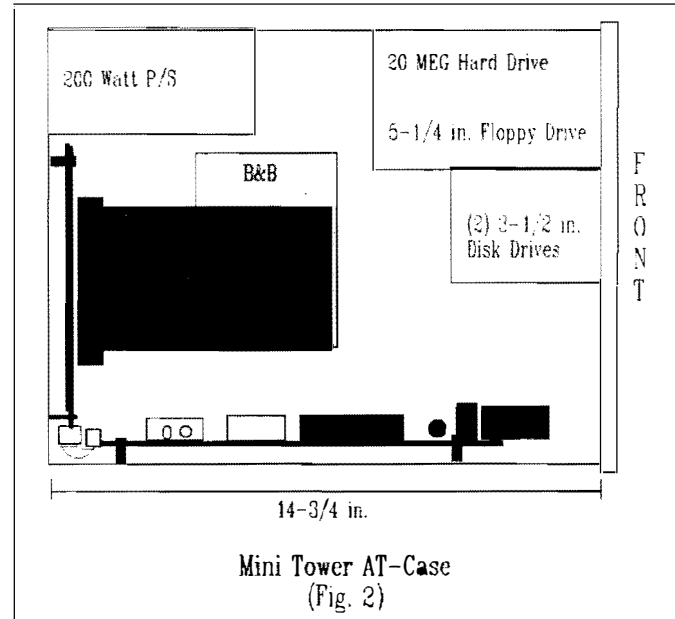
## FULL SIZE TOWER:

My original installation was easy and straight forward with as few modification to the CoCo as possible. I had spent months trying to cram my CoCo into an old Tandy 1000-SX (1000-A, 1000-TX) case, but couldn't figure out how to accomodate the multipak and it's I/O cards (disk controllers, RS-232, Speek-Pak, etc.). The compact style of the case simply was not wide enough. When I acquired the full size AT-Tower case (out of a garbage dumpster), the measurements were spacious in comparison. The tower case measured 22 1/2 X 6-1/2 X 17-1/2. The diagram shows how all of the components are mounted. I didn't have a PC power supply so I had to use the transformers from the CoCo and the Multipak plus a third transformer for the Disk Drives.



## MINI TOWER

Mini Towers are "so cute". They measure only 13 X 6-3/4 X 14-3/4. I had to have one and I needed a PC type switching power supply so I could add more floppy drives and another hard drive. Looking through the Computer Shopper magazine I checked the prices of mini towers (\$80-\$105 including 200 watt power supply) and then ended up paying full price at the AM Computer Swap Meet in Kent. Just had to take it home with me. You'll notice in the diagram that I had to mount the boards reverse from what I had done in the full size case. It's a tight fit, but it's all there.



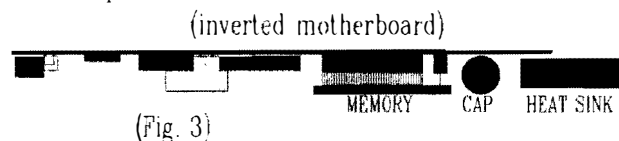
## MIDI TOWER:

Donald Zimmerman of Port Orchard, purchased a "midi" tower case at the same swap meet (including a 200 watt power supply). The case measures approximately 16 X 6-3/4 X 14-3/4, and due to the additional height, his installation will be the same as the full size tower case, just more compact.

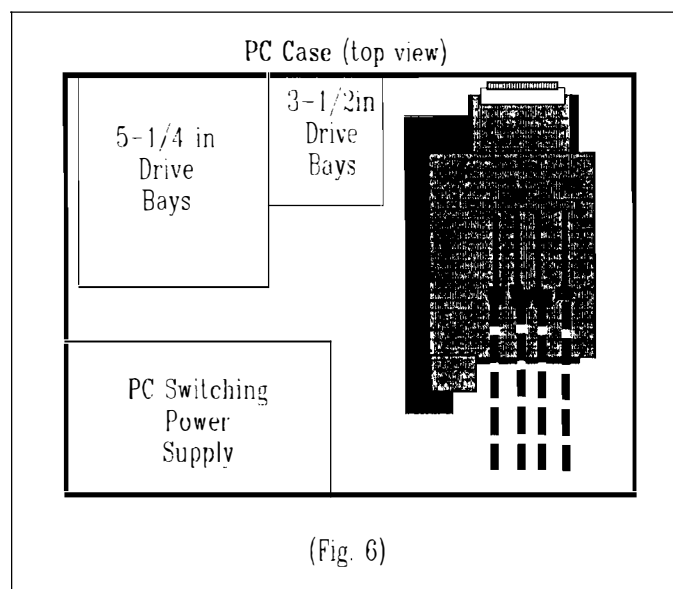
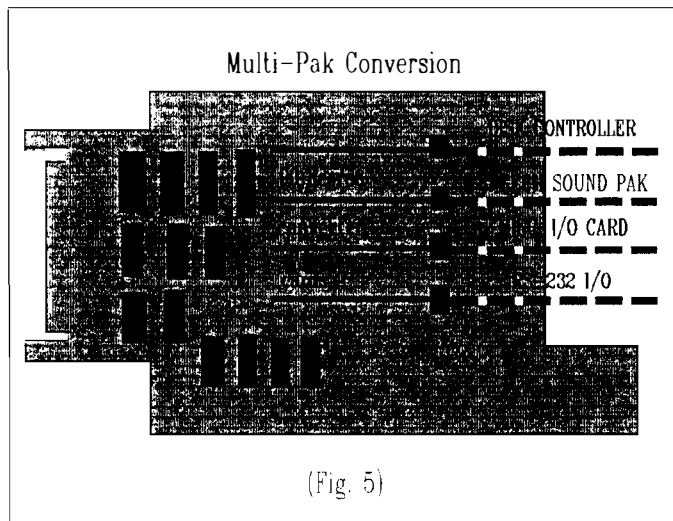
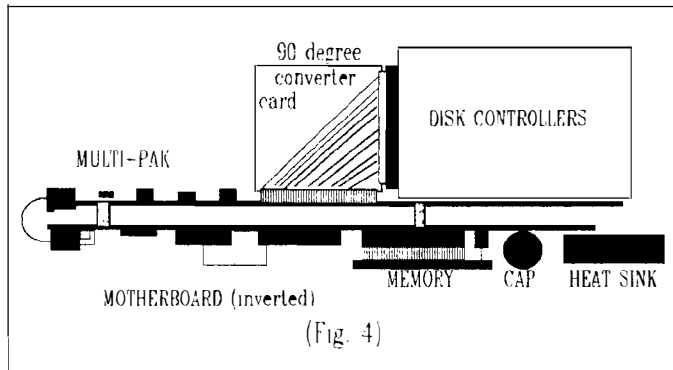
## STANDARD PC CASE INSTALLATION:

This configuration I downloaded from Delphi. It requires major modifications to the Multi-Pak (either old or new) and some modification to the motherboard so that the motherboard can be mounted inverted on the floor of the case at minimum height.

On the CoCo motherboard, the only modifications required are replacement or modification to the heat sink (Not needed if PC power supply is being used), and the large 3,300 mfd power capacitor removed and then remounted in a horizontal position.



The multipak will mount on top of the inverted mother-board. The rom-pak slots are removed and re-installed vertically with 90 degree conversion boards soldered in place of the card edge connectors, which are soldered to the other end of the conversion boards.



#### THE ULTIMATE INSTALLATION:

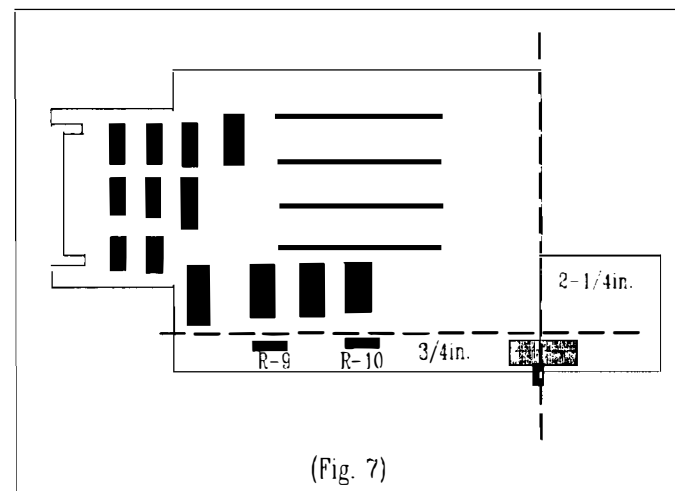
All of the installations in the mini tower cases have taken advantage of the small size of the newer Multi-Pak. So what do you do if your stuck with the older and much larger multipak? Well, Craig Dubois provides the ultimate solution and our 4th example. I asked Craig to write this one up for us so that every detail is covered correctly.

The front panel has two 5-1/4 and two 3-1/2 inch half height drive bays. Other front panel features are an AC on-off switch, a key operated switch, one locking and one non-locking push button switches, and three L.E.D. monitor lights. The rear panel has cut-outs for 4 RS-232's, a switched AC outlet, and a cooling fan.

I started with the drive bay and modified it to accommodate a 5-1/4 Seagate ST-225 20 MEG Hard Drive where the 3-1/2 drives would have went. Then I front mounted the joystick ports and cassette port by unsoldering them from the mother board and mounting them on a small perforated board bolted in place to the case chassi. I mounted my external modem circuit board with the indicator lamps visible from the front panel. Also, on the front is the printer serial-to-parallel interface speed select knob.

#### OLD MULTPAK PROBLEM SOLVED:

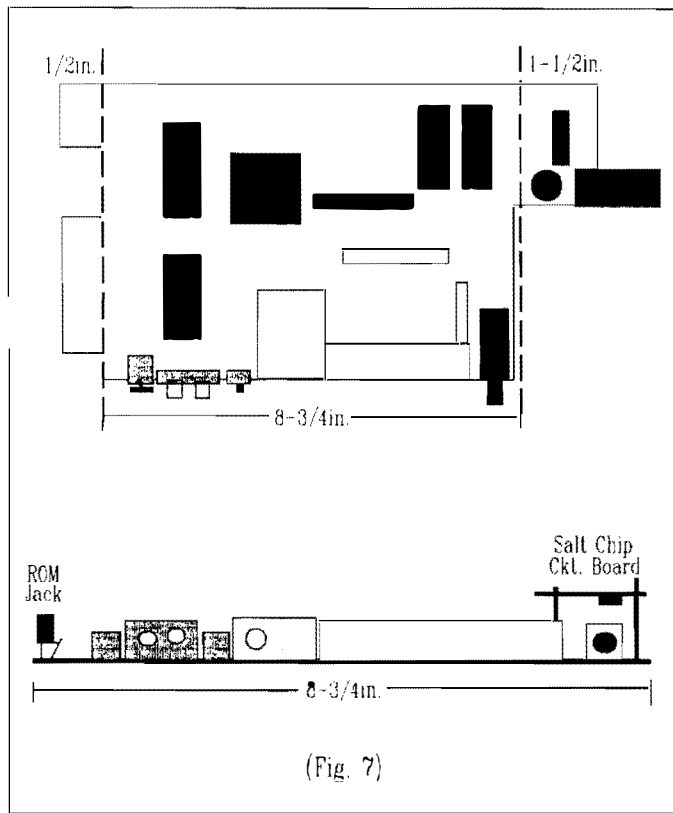
Since I have the older and larger multipak I originally planned to make a new more compact multipak circuit board to fit within the confines of the mini tower, but then I came up with the following solution:



I trimmed 3/4 of an inch off the side of the circuit board. The switch was not really necessary since I would not need to switch it from slot 4 (I don't use ROM-PAKS). I cut off the 2-1/4 inch square part of the circuit board that contained the voltage regulator (with the big heat sink). Then I only had to remount R-9 and R-10

NOTE: Since I was providing regulated power from the PC switching power supply, the power supply components on the CoCo and the Multipak are no longer necessary.

The modification to the motherboard was actually more severe. I needed to mount the motherboard vertically along the back of the case, but the circuit board was too tall. Besides removing the joy stick and cassette port, I cut the upper pins on the ROM port jack, then bent the ROM port jack 90 degrees, pointing straight up, then soldered the pins back together again. I also trimmed the 1/2 inch extension of the mother board that was originally supporting the ROM port jack. The motherboard was still too long, so I cut the 3 X 1-1/2 inch extension that contained the salt chip and the power transistor "Q-1" (with the heat sink). The salt chip is necessary for the RS-232C printer port so I simply retained the cut off piece of the circuit board and mounted it upside down over the PIA chips and removed "Q-1" since it's not needed, then soldered small gauge wire-wrap type wire point to point between the motherboard and the cut off section.



**SPECIAL NOTE:**

In all of the examples shown in this article, the motherboard and the multi-pak were connected by means of a "S-Cable". This special cable is made up of a short length of 40-conductor ribbon cable with a "KEL-AM" male and female card edge connector. STANDARD CARD EDGE CONNECTORS WILL NOT WORK. Contact Terry Larraway, 41 N.W. Doncee Drive, Bremeton, WA 98310, for these special connectors.

THAT'S ALL FOLKS!

# FRANK HOGG report

Bob Pappo worked out the details for the 25% increase in the speed of the TC9, but because each computer has to be tweaked to work we exchanged that feature for two others in the final TC9. The two we added are Virtual Machine and 1 meg on board the TC9.


"Virtual" meaning that the TC9 will be CoCo 3 compatible. This means RS Disk Extended Basic compatibility and that stock OS9 will boot. Makes it easy on us because new users can run stock OS9 without patching first. The TC9 could also be used by hardware types to prototype non-existent hardware. I'm also sure that other uses will be found for it. You CoCo guys are clever.

In regards to the 1 meg, the Disto DAT board for 1 meg is still required, although there is provision for it on the IO board. Upgrading to 1 meg requires plugging in 2 256K SIMMs and the DAT. There was no room to incorporate it on the mother board and cost was a factor. However we provided expansion for a third board that would plug into the IO board and the DAT could be put there along with other things like SCSI etc etc. (hint hint)

In regards to a 2 meg memory upgrade..... we do not 'prevent' an upgrade to 2 megs, and we do not have support for it either.

--Frank Hogg--

Bellingham OS9 Users Group  
presents . . .



Written by  
Scott Honaker & Rodger Alexander

# ←-- Club Activities --→

## *Mt. Rainier*

John Schliep is the President of the Mt. Rainier Color Computer Club. The April 9th meeting features guest speaker Ron Amos, SYSOP of the Awakenings BBS in Tacoma.

Ron was a part of the Spectral Associates team around 1981 when the CoCo was in it's flaming youth. Spectral Associates sponsored a club back then and helped the local CoCo people with information, advice, and great prices on their software. Now Ron is a member of a Tacoma area PC Users Group. He still has a Color Computer, although he doesn't do much with it. He prefers the original "F" board CoCo because it was always the same and it was easy to upgrade and adapt. With the CoCo II there are three different boards and with the CoCo 3 there are three different manufacturers.

Ron's topic was FIDONET. This is a volunteer organization of BBS's all over the world. In the early days of electronic bulletin boards there was a software program called FIDO. How it got that name is not clear. As more people used this application to run their BBS they came up with the idea of exchanging messages related to certain topics between the BBS's at night, at high speed, and all the messages pooled for that day "bundled" together. Thus the name of the program, FIDO, became the word for the concept, FIDONET.

Although there are about 80 BBS's in the Tacoma area, only 25 are members of FIDONET. At some point in the evening, these 25 board shut down, gather all their messages, call up the "Awakening BBS", which is the Tacoma FIDONET hub, and pass on their messages and receive incoming messages. The "Awakening BBS" then sends all of those messages onto Portland, OR. There are about 10,000 FIDONET BBS's in the world. In about 3-5 day's time your message/question about a certain topic is all over the world for anyone to

read who calls up a BBS using FIDONET and selecting that certain topic.

There are about 650 message areas or topics. Usually any given BBS selects only 25 or so message areas. So if the board you call up does not select that topic then you will not see any of the messages tagged. On the other hand, when you leave a message in a message area you can expect 1-20 replies in a matter of days from anywhere in the world!

There are four message areas or topics related to the Color Computer: 1. Color Computer; 2. OS-9; 3. XXX; 4. XXX. All four of these message areas are available on the "Awakening BBS". Ron reported that he logs in about 18,000 messages (about 2K in size) each month.

Ron started his BBS as a support tool for people recovering from substance abuse several years ago. Now that segment of his callers is only a small minority of the 30-40 calls he gets each day from his 380 users.

The "Awakening BBS" phone number is (206) 582-5579 and there is no user fee or access charge. He welcomes new users.

Chris Johnson told the group that there is another BBS that is willing to create an area for CoCo people. The "Right Place BBS" (206) 581-2775, 300-2400 baud or (206) 582-7283, 300-9600 baud.

Next month Alan Johnson will continue with his series on BASIC 09.

--Donald Zimmerman--

## *Bellingham OS9 Users Group*

This month, the Bellingham OS9 Users Group will be meeting on May 16th (the third Thursday instead of the second Thursday) at Fairhaven Middle School, 110 Parkridge Rd., Bellingham.

The meeting will feature a business meeting to review the group's activities and current status. Most important will be organizing the group's participation

in the N.W. CoCo Fest in Port Orchard on June 20-21.

Besides acquiring the services of Paul Kehler from Clearbrook Software (IMS Database) for the CoCo Fest, we hope to "borrow" a GIMIX OS9 Level-II Computer with several terminals to demonstrate the true "multi-user" concept of OS9.

The "HARDWARE" event of the meeting will be the adding of a second disk drive to a tandy single drive set-up on a CoCo using the original Radio Shack drive cables. Hopefully we can video tape this and add it to our library.

--Rodger Alexander--

## *Port O'CoCo*

The Port O' CoCo Club continues to grow. Although we don't have membership as such, we continue to have people referred to us by the NorthWest Computer Users' Magazine and the Radio Shack stores in the area. We had three new faces this month. To continue to get the word out we are supplying flyers to the local greeter group so everyone they greet (about 150 families a month) will have contacts for all the computer groups in Kitsap County.

We talked about our computer name and our club names. Since Radio Shack will not be supporting the CoCo any more it's illogical to call ourselves the TANDY Color Computer. And even the rest of the name, Color Computer, has always been the source of confusion over the last ten years. So now what are we? We could promote a new identity by asking NW Computer Users' to create a section just for CoCo/OS-9. We could adopt the name of OS-9 or OSK. We talked about creating a large banner (4x 6') to be used at public events (swap meets and fairs) and make it available to other groups. But what would be the name?



The group decided to hold a CoCo Computer Fest here in Port Orchard on the evening of June 21st (informal) and seminars on Saturday, June 22nd to about 1 in the afternoon. The whole family is welcome because a huge circus will be in town June 21st for two performances at 2 P.M. and 8 P.M. The Carson & Barnes circus is the largest tent circus in the world with 5 rings of action and excitement. For those family members not into computers it's a great way to have something for everyone. More details coming. Write to Donald Zimmerman for further details (3046 Banner Rd SE, Port Orchard, WA 98366). Please enclose a SSAE for return information.

There is a new newsletter available. "68xxx Machines" Write Rush Caley (3089 Banner Rd SE, Port Orchard, WA 98366) for details. The rest of the meeting was devoted to Mark King.

He first demonstrated Max-10. Those who had not seen it were amazed. And those use to Macintosh and MS-Dos window applications such as PageMaker saw strong parallels and at a FRACTION of the cost. One member ordered the Max-10/CoCoMax-3 the next day!

The finale for the evening was the first in a series of discussions on the C language. Mark has handouts available for those who want to contact him (King Cottage Industries, 1814 Valley Str., Poulsbo, WA 98370). He also has a seven lesson series on BASIC available. Ask him about prices and postage.

Next meeting May 20 for a demo of porting information from DynaCalc into Phantomgraph by Alan Johnson of Tacoma. King's series on C will continue. All are welcome!

--Donald Zimmerman--

### 68xxx Mug

The Seattle 68xxxMUG meets the 2nd Tuesday of the month at 7:30 p.m. in Gugenheim Hall on the University of Washington Campus. The May meeting will feature a presentation by the Bellingham OS9 Users Group of their Video Tape Library. Their presentation will include an instructional video tape on installing 512K memory chips and

installing and formatting a Burke & Burke Hard Drive system.

A second demonstration by President, Scott Honaker will be on telecommunication. Using a modem along with OS9 terminal software to call and communicate with some of the local BBS's including DELPHI.

--Rodger Alexander--

## Washington State

### BBS Listing

The following BBS list will be of interest to CoCo and OS-9 users:

#### FAR POINT BBS

(Seattle)

(206) 285-8335

RiBBS (Fido NET)

#### COLUMBIA HTS. BBS

(Longview/Kelso)

(206) 425-5804

RiBBS (Fido NET)

#### DATA WAREHOUSE BBS

(Spokane)

(509) 325-6787

Level-II BBS

#### TIME MACHINE BBS

(Tri-City)

(509) 586-2559

CoBBS

#### BARBEQUED RIBBS

(Bellingham)

(206) 676-5787

PC-Board

(CoCo/OS9 SIG on Conference 5)

OS9 NEWSLETTER

# NW CoCo Fest

The best of all worlds! A circus for the entire family and a CoCo Fest for you! Our schedule:

June 21 (Friday)		Roundtable Discussion
June 22 (Saturday)	9:00 A.M.	Welcome & History of the CoCo
	9:30	"With the Big Boys: OS-9 and Unix"
	10:00	BREAK
	10:00	Swap Meet to noon
	10:30	<b>Small Group Meetings</b> (each 30 minutes & repeat twice)
	A:	"Hardware: Challenges & Problems"
	B:	"Where to Get Software"
	C:	"Communications: How to Reach the World"
	D:	"Upgrading: Why Do It?"
	E:	"BASIC from Square One"
	F:	"Where Can I Get Help?"
	12:30	Luncheon
	1:30	Keynote Speaker: "What's the Future Hold?"

## The Whole Fest only \$25!

- This covers all seminars
- The luncheon (buffet)
- The keynote speech
- Space for you to swap or sell
- Unique collectable mug
- Extra luncheon & mug \$10

## Mail Fest Registration to:

Donald Zimmerman  
Port O' CoCo  
3046 Banner Rd SE  
Port Orchard, WA 98366

Then tour Port Orchard's famous Antique & Craft Shops on our Waterfront!!

Updates, locations, list of speakers, and exhibitors will be mailed to registrants.

GALA, GLAMOROUS, GLORIOUS, GLITTERING  
TROPICAL TREASURES EDITION

*Biggest BIG TOP on Earth*



**60**  
HORSES & PONIES  
**150**  
PERFORMERS  
**200**  
ANIMALS  
TOO BIG  
FOR TV

ALL NEW THIS YEAR!  
Fantastic Array of New Features  
for this Grand Occasion!

★ ★ ★  
**FREE**

You're invited on circus morning to see elephants help erect "The Biggest Big Top on Earth" and watch unloading, feeding and watering of more than 200 wild, exotic and domestic animals.

**20**  
ELEPHANTS  
**50**  
AERIALISTS  
**111**  
PEERLESS ACTS  
A HOST OF  
CLOWNS

Shows at 2 P.M. & 8 P.M.

**Big City Show  
At Small Town  
Prices!**

Adults \$7

Kids \$4<sub>(11 & Under)</sub>

Prices Higher Day of Show!

**NOTICE**

Tickets are best purchases in advance!  
They are only available through the Port  
Orchard Chamber of Commerce.  
Mail a *Money Order* or *Bank Check* with a  
SSAE by June 12th to:

Port Orchard  
Chamber of Commerce  
727 Bay Street  
Port Orchard, WA 98366

Or use your bank card  
876-3505 between 10A.M.-4 P.M.  
\$2 handling charge