

80 micro

the #1 magazine for Tandy users

APRIL 1986
USA \$4.00
CANADA \$4.50
A CWC/I PUBLICATION

- ALSO INSIDE:**
- Dave's MS-DOS Column**
- MS-DOS New Products**
- Product Reviews**
- HOT CoCo**
- Reader Forum**

**YOU FIGURE
IT OUT!**
Analyze Statistics
On Your
Tandy Micro



MS-DOS SCRIPSIT
When Everything
Is Not Enough

THE TANDY 1000
Write Your Own
Memory-Resident
Program

WIN A MODEL I
(No Kidding!)
CONTEST ON
PAGE 52

**SPECIAL
FEATURE!**

**Your Own
Stat Program
To Type In
And Use**





Circle 75 on Reader Service card.

The New Tandy® 3000

The difference is power
...and affordability.

Introducing the Tandy 3000, the affordable alternative to the IBM® PC/AT. Here's the power you need to manage your business, to network computers, or to create a multiuser system.

Unmatched compatibility

The Tandy 3000 uses the advanced MS-DOS 3.1 operating system. And since the Tandy 3000 is compatible with programs designed for the PC/AT, as well as the PC/XT, it cuts through today's software confusion. Choose from advanced word-processing packages, database management and powerful accounting software.

Power to share

The Tandy 3000 is also designed to use the forthcoming XENIX 5.0 multiuser operating system. Two to six people in an office can use the 3000 simultaneously with low-cost data display terminals.

In offices already equipped with MS-DOS computers, the Tandy 3000 is the link that brings them all together. Using our ViaNet local area network, the Tandy 3000's high speed is available to all network users. The Tandy 3000 is your affordable solution for office automation.

Designed for High Performance

The Tandy 3000 comes with an 80286 microprocessor for the ultimate in speed and performance. Its 16-bit architecture operates at 8 megahertz—twice that of the industry standard.

The Tandy 3000 comes with one-half megabyte of main memory (512K RAM). This memory can be expanded to 640K without using an expansion slot. Total internal memory can exceed an astounding 12 megabytes (under XENIX).

As for storage, the Tandy 3000 (25-4001, \$2599) is equipped with a high-capacity, 5¹/₄" slim-line floppy disk drive. For the utmost in compatibility, this drive can read 1.2-meg and 360K formats for use with any IBM PC diskettes.

For maximum storage capacity, choose the Tandy 3000 HD (25-4010, \$3599) with a built-in 20-megabyte hard disk drive for fast access to volumes of data.

Both versions of the Tandy 3000 feature a built-in real-time clock for time-sensitive applications and a serial/parallel interface.

The Tandy 3000 has ten expansion slots, including seven IBM PC/AT-compatible slots, two PC/XT-compatible slots and a PC/XT-compatible half-slot for the serial/parallel interface board.

Tandy...Clearly Superior™

High performance, compatibility, multiuser and networking capabilities, and remarkable expandability: the Tandy 3000 has the power to put you in command.

Available at over 1200
Radio Shack Computer Centers and at
participating Radio Shack stores and dealers.

Radio Shack®
COMPUTER CENTERS

A DIVISION OF TANDY CORPORATION



Send me a Tandy 3000 brochure.

Dept. 86-A-149, 300 One Tandy Center
Fort Worth, Texas 76102

Name _____

Company _____

Address _____

City _____

State _____ Zip _____

Phone _____

Attention TRS-80™ owners who now have a "PC"

SuperCross/XT

EASILY TRANSFER FILES FROM THE TRS-80™
TO MS-DOS™ OR CP/M™ AND BACK!

80-MICRO summed it up: "The value of this program far exceeds its price...
if you work with different computers, it's a must."

** 4-STAR Review - July 1985 issue **

Don't be confused by competitors that are
really BASIC translators with limited file
transfer capabilities! SuperCROSS/XT
is the one that moves lots of files FAST!

**HUNDREDS OF ENTHUSIASTIC
COMPLIMENTS ON FILE!**

You just got a new Tandy 1000 or a PC compatible. You've got
lots of data on your TRS-80™. You'd like to use it on your new
PC. We make it easy for you. SuperCROSS/XT will allow you to COPY files
back and forth between different operating systems, including PC/MS-DOS 1.x,
2.x/3.x (single or double-sided), CP/M+, or CP/M 2.2 on your TRS-80™ Model
4/4P, III, or I/DD easily and quickly. You can do this with your existing hardware
and SuperCROSS/XT, eliminating modems, cables, and terminal program
transfers. SuperCROSS/XT runs as a /CMD file under your TRS-80 operating
system. Data files, spreadsheet files, medical records, legal briefs, and text files
can easily be moved between machines. Years of Visicalc™ or Multiplan™ files,
Scriptit™ or Superscriptit™ files (saved in ASCII), for example.

Comments and letters on-file from registered users are extremely enthusiastic
about this product and its ease of use. It WILL do what you think it will
do, it's easy, and it WORKS GREAT! Features in SuperCROSS/XT that
others lack include "tagging" files for multiple COPY's or KILL's to eliminate
many unnecessary keystrokes! We'll COPY all you want in one pass with TAG!

"Powerful & easy to use" - GFP, Chicago IL

"A very handy product worth much more than the price." - KA, Port St. Lucie FL

"Excellent product! Works as advertised." - GF, Boise ID

"Works! Rejoice! I can now talk to PC's!" - CN, Sanatoga PA

"Excellent. No problems at all." - RH, Santo Domingo, Dominican Republic

"Super! It performs the task I needed done." - TT, Rockville MD

"Fantastic! I transferred my files within 1 hour!" - PJS, Rolla MO

"Will save 100's of hours! It'll protect my 4P from obsolescence"-RJ, Denver CO

"Superb. Easy to understand documentation." - RES, St. Louis, MO

CNVBASIC/CMD, available separately, "preps" your I/III BASIC programs
before sending over with SuperCROSS/XT. It will make most of the syntax and
spacing changes required for converting Model I/III BASIC programs for use on
GW BASIC or Model 4 BASIC. Commercial application packages written in BASIC
probably will not convert 100% over by our or any other BASIC translator.

*Some of the DOS Formats Supported: PC/MS-DOS variations include 1.x, 2.x/3.x
single or double-sided (IBM, Tandy 1000/1200/3000, and most compatibles), and Tandy
2000. CP/M variations include most well known single and double-sided formats including
CP/M 3.0+, Montezuma Micro 2.2 (all versions), and most other popular CP/M formats.

*The stand-alone SuperCROSS/XT package may be ordered
through Tandy Express Order at any Radio Shack™ store!

Important! Please specify Mod I/DD, III (mode), or Mod 4 computer type required.

SuperCross/XT (70 disk formats)*

Cat# 90-0299 - Model 4, 4P, 4P \$ 99.95

Cat# 90-0300 - Mod III (mode) \$ 99.95

Cat# 90-0301 - Model I Double Density \$ 99.95

CNVBASIC/CMD (converts I/III BASIC programs to Mod 4 or PC) \$ 29.95

BOTH! • COMBO Special! \$119.95

CNVBASIC & Combo Set NOT available through Tandy at this time...

Super Utility

for PC/MS-DOS™

Fixed/Floppy Disk-Tools for Tandy 1000, 1200,
2000, 3000, IBM PC™, XT™, AT™, Leading Edge,
Compaq, AT&T 6300 and many other compatibles.

**Data file recovery, disk exploring,
zapping, and MUCH more!**

Accidental deletions and disk directory problems can happen to anyone at
anytime... a power spike, fingerprint, speck of dust, hardware problem, or simply
typing DEL *.* in the wrong sub-directory can destroy critical data in a moment
without warning. Therefore we introduce Super Utility for the PC - an easy to
use disk utility containing many functions sorely needed in PC/MS-DOS.

With SU/PC you can restore damaged or deleted files using two different
methods (one easy, the other a bit tougher). Even clusters of an erased file
assigned to another file can still be restored, unless the user has physically
written over every byte of the original data. Even if the directory is not readable -
crashed- you have a chance of copying the sectors to a new file on another disk!
(Most applicable with word processing files.)

In addition to file repair and recovery, Super Utility provides sector verify,
sector editing, modification of sectors in Hex or ASCII, ease of renaming of files
and setting their attributes in the directory (lock and unlock files, etc.), string
search, copying sectors to a file, diagnostic sector checking, mapping of the
FAT table of a file or an entire drive, visual graphics pertaining to your system,
and full directory and sub-directory editing without endless menu-hopping - all in
one program. Want to change the name of your sub-directory without copying all
your files to a new one? Just retype a new name over the old one with SU/PC! The
sector display mode displays all 512 bytes on-screen at one time and allows you
to fully explore your disks. SEARCH and CHANGE are nice here too! Will find any
occurrence of a byte or string on your disk. Compatible with DOS versions 2.0 -
3.1 on most systems. Color, composite, or monochrome video are supported. A
great tool for fixed disk users as well as floppy. Also compatible with OMEGA's
Bernoulli Box™ (distributed by Tandy as the Disk Cartridge System). Please do
not confuse the MS-DOS version of Super Utility with the TRS-80™ version.
Super Utility for MS-DOS is NOT SU from the TRS-80 "ported
over". SU/PC is a totally new program that fills the gaps that PC users have
most need of and have asked us for. It's aimed at the beginner, the "office user",
hobbyists, students of the PC, or programmers alike. Many of our users say
SU/PC is much easier to use than NORTON's. Works on Tandy 2000 too!

So, why not be certain about the safety of your data (and your
peace of mind) when you can have Super Utility/PC disk
insurance right on hand at an unusually low price? Make "PC" life
easier, more fun, and knowledgeable all at the same time.
Unprotected.

Requirements: IBM PC or compatible running PC/MS-DOS 2.x/3.x, minimum of 128K
memory, and at least one disk drive. Internal fixed drives supported.

Super Utility/PC may be ordered at any Radio Shack™ store!

Catalog #90-0407

only \$89.95

Fine Print: Prepaid or charge card orders (only) include free UPS shipping to
US addresses! Mention this ad for FREE SHIPPING in your order. Blue label,
COD, or over-night shipping available at extra charge. Visa/MasterCard
accepted. Canada, please add \$4 for airmail. Other countries add \$15 for airmail.
Foreign orders, please use Charge Cards ONLY. Checks not drawn on US banks
will not be accepted. Texas residents must add appropriate sales tax!

IBM, PC, XT, & AT are registered trademarks of International Business Machines Corp. MS is
a reg. trademark of Microsoft. TRS-80 is a reg. trademark of Tandy Corp.



POWER SOFT

17060 Dallas Parkway, Suite 114
Dallas, TX 75248
(214) 733-4475



More Power for your TRS-80

from PowerSOFT - All shipped FROM stock within 24 working hours!

Do you use a hard drive on your TRS-80?

Our Supreme Hard Disk Driver packages offer much greater flexibility and superior performance over the standard drivers supplied by Tandy or other hard drive manufacturers for the TRS-80 Mod 4, III, or I. They allow you to split up your hard drive into partitions of differing sizes, and also allow you to define smaller granule sizes and other optimizing operating characteristics to achieve maximum use from your drive. The drivers (once relocated) are very small; less than 256 bytes. Most hard drive companies either sell or recommend our drivers. These drivers can also be used to allow a hard drive to be shared between LDOS 5.1 and TRSDOS™ 6 for Model 4 owners! If you have the 15 meg or 35 meg Tandy drive, you can now format it for full usage - NOT just 5 meg (Mod I, III or 4 mode)! If you have a 4P and a Tandy drive, you can boot directly off the Tandy hard drive without a floppy! Call or write for complete details. **only \$99**

Whether you use our software driver or not, you NEED to use BACK/REST! Shame on you if you're not backing up your data!

BACK/REST 1.3

AVAILABLE THROUGH TANDY
- EOS CATALOG #90-0244 -

- * SUPER-FAST Hard Drive "Image" Backup & Restore!
- * Backups or restores an entire logical drive or file-by-file!
- * Files larger than a floppy are NO PROBLEM any longer!

See the 5-Star review in the Oct'85 issue!

"BACK/REST is strongly recommended as insurance against possible digital disaster."

-George Antunes, Oct.'85 80-MICRO

You know you should backup everyday. Let's face it, the normal file-by-file backup method employed by today's operating systems takes so long that it actually discourages people from doing backups. Our experience shows us that with many users, the longer they've owned a hard drive, the less they're prone to backup regularly. You're okay until the day your drive develops a glitch.

Then there's the problem of files too large to fit on a floppy! Like PROFILE™ or other types of data files. BACK/REST solves all that! It segments those and can restore them back without you having to worry about it and figure it all out. BACK/REST can create a mirror-image of your hard drive partition on floppy disks in 20% of the time a file-by-file backup would normally take; a 5 megabyte drive should take about 10-15 minutes. There is NO EXCUSE for not backing up your hard drive now... do yourself a favor.

BACK/REST is simple to use and will even tell you just how many floppies you will need to have formatted BEFORE you start. Furthermore, only allocated cylinders of the hard drive are copied to speed things up substantially. Platters may be restored either completely or file by file. If you've invested good money into a hard drive system, it doesn't make any sense not to have a good, fast BACKUP routine. BACK/REST makes that job easier and saves much time. TIME IS MONEY. Don't delay! Save HOURS! Save yourself a real problem if your hard drive has a glitch, BACK/REST will work with all TANDY hard drives and most others that use LDOS or TRSDOS™ 6.

Need some tools? If you run a hard disk, you'll really want and NEED The Model 4 ToolBELT or The LDOS ToolBOX! Directory check and repair tools are included. These programs add tremendous power and flexibility to your operating system, as well as performing maintenance and even "surgery", if necessary. Repairs crunched HIT or GAT tables with ease! The utilities include programs for disk analysis and repair, file or directory checking and repair, extensive disk modifier, memory modifier, file modifier, sector verifiers, file and sector comparers, filters, file or disk mapping, password manipulation, password removal, mass file moving, mass file killing, erasing, disk drive exercising, disk and file search/replace, and much, much, MORE. Each program contains a built-in "HELP" prompt. All utilities are written in machine language, contain excellent documentation, and are unprotected!

BACK/REST 1.3 for TRSDOS 6™ & LDOS (EOS Cat. #90-0244) \$ 99.95

Model 4 ToolBelt (EOS Cat. #90-0245) \$ 49.95

Hard Disk Repair & Recover Tools for TRSDOS 6 - Mod 4, 4P, 4D

LDOS ToolBox (not available at Tandy) \$ 49.95

Hard Disk Repair & Recovery Tools for LDOS - Mod VIII

Tandy 1000 and other PC compatible users:

Do you have problems with "protected" disks on your Tandy 1000, 1200, 3000, IBM, or other PC compatible? We don't mean trading software, but making archival backups of your purchased MASTER disks and running your protected business applications from your hard disk. We have a program called COPY II PC that will handle these tasks for you. COPY II PC will backup most protected PC software. It also makes using your hard disk as convenient as it was designed to be! No longer will you need to use a "key disk" on most software (applications - not games). You can run directly from your hard disk with NOKEY, included with the COPY II PC package. Insert NOKEY in your BATCH file for fast, easy, automatic execution of your "protected" applications. This is sold for making archival backups of your own purchased software for your own use or running from your own hard drive only. TANDY 1000 requires memory card because of needed DMA chip that resides there.

>> Not for Tandy 2000 << Minimum requirements: TANDY 1000 (memory board required), 1200, 3000, IBM™ PC™, XT™, AT™, or other "real" compatibles including Leading Edge, Compaq, etc. One or two disk drives - 128K required.

COPYII PC with Nokey only \$39.95

Do you really like Scripsit™, but wish it did a whole lot more?

You'd like a lot of new features without relearning a whole new system or spending much additional money? Our PowerScript 4.2 is just the answer. PowerScript 4.2 adds two categories of additions to SCRIPSIT™. Directory/File functions (DIR, FREE, KILL CHAIN, LINK), and embedded printer control functions. With all the smarter printers out there, it doesn't make any sense to use a "dumb" word-processor anymore. In this case, "dumb" means it can't really control your printer to its fullest capacity. PowerSCRIPT 4.2 gives you many new features, including complete printer control, while retaining the commands you already know - at a very low price! All your previous files will, of course, be compatible. Supports Mod I, III, and 4 versions of SCRIPSIT™. 4+ Stars, 7/85 80-MICRO

Add all this power to your program for only \$39.95!

Reference Manual for Scripsit™

New! Contains easy to follow instructions on getting the most from the ever-popular SCRIPSIT™ for Mod I, III, or 4! Explains all the mysteries and ends confusion on commands you might not have understood before! Meant to supplement your manual, but will stand alone in its completeness. Contains an extensive Index to the Tandy VIII SCRIPSIT manual (needed it). **only \$7.95!**

USING SU+ 3.2, SU4, & POWERTOOL™

Our ever-popular book INSIDE SU+ 3.x has been revised and renamed to now include all the changes that have occurred since it was last revised, as well as incorporate our PowerTOOL product, sold by Tandy (26-2022). This perfect-bound, large format, slick 100+ page book explains all the ins and outs of using these powerful utilities to the fullest of their capabilities. If you own SU+ 3.x, SU4/4P, or PowerTOOL this book will really add to your knowledge and maybe explain some things you didn't understand before. Lots of tips, hints, and suggestions are included. Disk theory is explained as well. The book is a real value at only \$19.95, its list price, but this month we're offering it for only \$15!

Don't own Super Utility yet?? Buy our world-famous SUPER UTILITY+ 3.2 or SUPER UTILITY 4/4P and add our new edition of USING SUPER UTILITY for only \$5 extra! >> Save \$15! <<

Super Utility+ 3.2 for the TRS-80™ I, III, 4(III) \$79.95


Super Utility 4 for the TRS-80™ Model 4/4P/4D \$79.95

USING SUPER UTILITY Book Sale price \$15.00

>> Special combo SU with new book for only \$84.95! <<

Super Utility for the TRS-80 is "protected". It comes with two copies of the program. Upon registering, you may order an unprotected copy for \$20 (U.S.) at your option.

Fine print: Visa or MasterCard gladly accepted. Flat rate shipping on any item or combination of items from this ad is only \$3 (UPS ground). Blue Label or overnight available at extra cost (\$3 and \$13.50). COD orders will have \$3 added to the total. Canadian airmail is \$4 and other foreign airmail will be actual cost. Foreign customers, please use charge card. Checks and orders not drawn on US banks will be returned. Texas residents must add appropriate sales tax.



POWERSOFT

17060 Dallas Parkway, Suite 114
Dallas, TX 75248
(214) 733-4475





GREAT PROGRAMS, AND FREE SHIPPING TOO!

Welcome again to our humble corner in this monolithic standard of computer magazine publishing known as 80 Micro. As I write this we are beginning a major change to one of the most efficient computer invoicing/tracking systems being used anywhere, with the result to be better service than we've even been able to offer before. Combined with our top-quality software, it makes us an unbeatable source for TRS-80 products. So, look over our selection, and for now I'll leave you with this pressing question: What do you call an IC from an aging piece of wood? A chip off the ol' block, of course.

PASCAL-80

Easiest version of Pascal to learn! Editor and Compiler are already in memory. Nearly complete subset of standard PASCAL. Offers also many extensions to Pascal, including calls to machine language, screen control, random access files and more!

Models I/III (List \$79) \$59.50

PRONTO

Specifically designed for the 128K TRS-80 Model 4/4P. Window controller program with many applications. Includes calculator, calendar, a sort utility, terminal facility, address cards, on-line help facility, and much more. "Sidekick" for the Model 4!

Models 4/4P \$54.50

ZBASIC 3.0

ZEDCOR's brand new basic compiler. Device independent graphics, 54 digit numeric accuracy, built-in interactive Editor and Compiler, structured Programming Constructs, and much more. The commands stay the same for any and all computers!

MODELS I/III and 4 \$79.50

PUBLIC DOMAIN DISKS

A fine collection of software from The Alternate Source!

Public Domain Disk (specify #1-#12) Each \$ 9.50

Public Domain Package #1-#6 \$49.50

Public Domain Package #7-#12 \$49.50

Public Domain Package #1-#12 \$89.50

EDAS/PRO-CREATE

One of Misosys' most popular utilities. Both a Full Screen Text Editor as well as a powerful Macro Assembler. Assembler supports nested macros, includes, and conditionals. Works excellently under most DOSes.

Models I/III and 4 \$69.50

SUPER UTILITY

"The indispensable first-aid kit for the TRS-80 users..." Contains over 60 different utilities for repairing, reviving dead files, reformatting, manipulation of files, and lots more!

Super Utility Plus (Models I & III) \$59.50

Super Utility 4/4P \$69.50

Super Utility MSDOS \$79.50

PACKAGE DEAL!

** MTERM **

** MSCRIPT **

** DOSPLUS IVa **

A complete operating system has just become very affordable! This new deal offers an operating system that is much faster and easier to use than TRSDOS. Not only is DOSPLUS IVa itself very user-friendly, it also offers a built-in menu driving system, and of course, GREATLY enhanced BASIC. Other included features of DOSPLUS IVa are: Text Editor, Linker, Assembler; Directory Verification/Repair, Disk Mapping, and File & Disk Editing. As if that is not enough, you now also get MSCRIPT with your purchase of DOSPLUS IVa. That's right, one of the easiest and most convenient to use word processors goes with your purchase. Also, MTERM Smart Terminal (one of the best full featured TRS-80 terminal programs available) is included in this deal. In addition to all of the remarkable features of MTERM, it will also enable you to log on to local Bulletin Boards and tell your friends about this fantastic deal!

DOSPLUS IVa / MSCRIPT / MTERM Package Deal
Models 4/4P (List \$329.85) \$159.50

SUPERCROSS XT

Designed specifically for transferring data and program files between TRS-80 disks and those of other computers

Models I/III or 4 \$94.50
with Convert Basic option \$112.50



• WORD PROCESSOR • SPREAD SHEET • GRAPHICS •
• DATA BASE • & MORE!

This integrated software package for the Models 4/4P, as well as for MSDOS, combines many functions to become one of the best software deals available for any computer. Included are Word Processing, Spread Sheet Analysis (which provide a full range of mathematical functions), Relational Database Management (allows merging, multiple selection criteria, restructure of DataBase, Multiple Sorting etc.), Spelling Checker (55,000 word dictionary, correction feature, ability to create personal and professional dictionaries), Bar Chart Graphics (created directly from SpreadSheet data and supported on any printer), and finally, Data Encryption. If you are worried about learning T-Maker, worry no longer. It has excellent documentation and comes equipped with a Tutorial on the disk. Not only is it a great program, but it is also at a great price!!!

Model 4/4P (List \$299) \$184.50
MSDOS version (List \$450) \$294.50

LE SCRIPT

Great printer support, full Model 4 support and much more! On a 128K Model 4, you can have over 90K of text buffer for use on a single file. Model 4 features available while running in Model III mode. By far LeScript is our most popular program!

Models I/III or 4 (List \$129.95) \$94.50

WORD PROCESSING PACKAGE DEAL

LeScript and Electric Webster together!! Needless to say, these two great programs work excellently together!

W.P. Package (List \$279.90) \$199.50

ELECTRIC WEBSTER

Includes 50,000 word dictionary. Features fast checking, interactive correcting and personal dictionary expansion. (Specify computer and word processor when ordering)

Electric Webster (Models I/III or 4)
(list \$149.95) \$129.50

Grammar or Hyphenation options
(List \$49.95) Each \$38.50

APPLICATIONS/BUSINESS

| | |
|-----------------------------------|---------------|
| T-Maker (Model 4/4P) | \$184.50 |
| (MSDOS Ver.) | \$294.50 |
| TFC BBS | \$ 99.50 |
| Powerdot II | \$ 34.50 |
| POWERMAIL PLUS | \$ 94.50 |
| POWERMAIL PLUS w/Txt Merge | \$124.50 |
| LESCRIPT | \$ 94.50 |
| LESCRIPT CP/M | \$149.50 |
| LESCRIPT MS/DOS | \$149.50 |
| ZORLOF II | \$ 49.50 |
| MSCRIPT | \$ 52.50 |
| LAZYWRITER | \$ 99.50 |
| TYPEITALL | \$ 99.50 |
| PowerScript (New Version) | \$ 34.50 |
| PowerDriver | \$ 24.50 |
| Electric Pencil | \$ 74.50 |
| Electric Pencil w / Spell Check | \$139.50 |
| EDX Text Editor (Mod I/III) | \$ 24.50 |
| TEXTPRESS | \$ 39.50 |
| ELECTRIC WEBSTER | \$129.50 |
| E.W. Options (each) | \$ 38.50 |
| E.W. MS/DOS (Includes options) | \$149.50 |
| Datagraph with Pie Option | \$109.50 |
| Graphit | \$ 34.50 |
| PowerDraw | \$ 34.50 |
| Mumford's Disk Indexer | \$ 34.50 |
| Howe's System Diagnostic | \$ 89.50 |
| J & M's Disk Drive Analyzer - I | \$ 84.50 |
| J & M's Disk Drive Analyzer - III | \$ 74.50 |
| ENBASE Data Base Manager | \$ 64.50 |
| EDIT (Models I/III) | \$ 18.50 |
| AFM (Auto File Manager) | \$ 94.50 |
| Home Accountant (Model III) | \$ 54.50 |
| VersaLedger II (Models I/III) | \$134.50 |
| Versa Series (Models I/III) | each \$ 89.50 |
| TAS's ZMAIL Mail List | \$ 24.50 |
| Macro Typing Tutor | \$ 24.50 |
| Lazycomm Terminal | \$ 29.50 |
| Disk Term Terminal | \$ 59.50 |
| MTERM Smart Terminal | \$ 59.50 |
| DOSPLUS 3.5 (Models I/III) | \$ 54.50 |
| DOSPLUS IVA (Model 4/4P) | \$114.50 |

GAMES

| | |
|----------------------------------|---------|
| SUPREME RULER PLUS | \$26.50 |
| FLIGHT SIMULATOR | \$29.50 |
| NUCLIEX | \$14.50 |
| APE | \$14.50 |
| SIFTER SHIFTER | \$ 8.50 |
| BATTLE OF ZEIGHTY | \$ 8.50 |
| WARRIORS AND WARLOCKS (D&D ADV.) | \$39.50 |
| THE ADVENTURE SYSTEM | \$34.50 |
| FOOTBALL STRATEGY | \$29.50 |

THE BOOKSHELF

| | |
|-----------------------------------|--------------|
| Using Super Utility | \$14.50 |
| ROM ROUTINES Documented | \$16.50 |
| Model III Assembly Language | \$15.50 |
| The C Programming Language | \$17.50 |
| Programmer's Guide to TRSDOS 6 | \$14.50 |
| TRS-80 Disk and Other Mysteries | \$16.50 |
| Basic Decoded and Other Mysteries | \$23.50 |
| TRSDOS 2.3 Decoded | \$23.50 |
| Machine Language Disk I/O | \$23.50 |
| The Custom TRS-80 | \$23.50 |
| How To Do It On the TRS-80 | \$23.50 |
| Basic Faster and Better | \$23.50 |
| DFBLIB or BFBDEM Disks | each \$17.50 |
| Basic Disk I/O | \$23.50 |
| DFBLOAD Disk | \$23.50 |

INFOCOM

Better be careful out there. Infocom's latest adventure seems to be the phasing out of their TRS-80 line. We will do our best to keep these popular games in stock, but once they run out, they are gone for good. Hitchhiker's Guide is our first casualty!

"Standard Level" Each \$34.50
 PLANET FALL WITNESS
 ENCHANTER CUTTHROATS

"Intermediate Level" Each \$39.50
 ZORK II ZORK III
 SORCERER INFIDEL

"Very Difficult Level" Each \$42.50
 DEADLINE STARCROSS
 SUSPENDED

UTILITIES

| | |
|-----------------------------------|---------------|
| Aicor C Compiler | \$ 82.50 |
| Aicor Multi-Basic Compiler | \$ 82.50 |
| Super Utility 4/4P | \$ 69.50 |
| Super Utility 3.2 | \$ 59.50 |
| Super Utility MSDOS | \$ 79.50 |
| Supercross XT | \$ 94.50 |
| Supercross XT w/CnvBasic | \$112.50 |
| Autoloader | \$ 34.50 |
| PRONTO (Model 4/4P) | \$ 54.50 |
| Other MISOSYS Utilities | each \$ 28.50 |
| Edas/PRO-CREATE | \$ 69.50 |
| DSMBLER III/PRO-DUCE | \$ 28.50 |
| Edas/Dsmbler Combo | \$ 94.50 |
| DIS' n' DATA I/III | \$ 37.50 |
| DIS' n' DATA (Model 4/4P) | \$ 46.50 |
| TASMON Monitor (Models I/III/4) | \$ 34.50 |
| Howe's Monitor #5 | \$ 19.50 |
| CNVBASIC (Models I/III/4) | \$ 27.50 |
| Model 4 TOOLBELT | \$ 39.50 |
| TOOLBOX for LDOS | \$ 39.50 |
| TRAKCESS (Mod I) | \$ 19.50 |
| TRAKCESS (Mod III) | \$ 24.50 |
| PRO-ESP Utility Set (Model 4/4P) | \$ 23.50 |
| 6.2 Plus Enhancements | \$ 36.50 |
| Impakt Utility | \$ 29.50 |
| NEWBASIC w/Analyst | \$ 34.50 |
| Analyst only | \$ 19.50 |
| ALE - Assembly Language Editor | \$ 39.50 |
| M-ZAL Macro Assembler (Model III) | \$ 79.50 |
| Mumford's Instant Assembler | \$ 44.50 |
| Instant Assembler (Model 4/4P) | \$ 59.50 |
| ZEN Assembler | \$ 34.50 |
| PASCAL 80 Compiler | \$ 59.50 |
| PASCAL 80 for CP/M | \$ 36.50 |
| LC / PRO-LC Compiler | \$114.50 |
| SBE Compiler | \$ 46.50 |
| ACCEL 3/4 Compiler | \$ 44.50 |
| ZBASIC Compiler | \$ 79.50 |
| HartFORTH/PRO-HartFORTH | \$ 69.50 |
| Backrest Utility | \$ 84.50 |
| MULTIDOS Version 1.7 | \$ 79.50 |
| MULTIDOS (Model 4/4P) | \$ 89.50 |

ELECTRONIC NOTEBOOKS

KSOFT

| | |
|--------------------|---------|
| SUPERLOG 4 | \$99.50 |
| SUPERLOG 3 (I/III) | \$99.50 |
| LOG (Model I) | \$44.50 |
| LOG (Model III) | \$44.50 |

MONTHLY SPOTLIGHT AFM

The brand new data base manager from PowerSoft. The key-word of this program is "FLEXIBLE". Free-form entry system allows you to enter your data any way you please. Consists of three modules: AFM (Auto File Manager), AFR (Auto File Reporter), and AFU (Auto File Utility). Features fully sorted output by all fields, fully relational, form letter output, relational lookup, mail labels, and much more. Probably the best Data Base Manager available for the TRS-80!

Manager available for the TRS-80!
\$94.50

CONVERSION PROGRAMS

| | |
|---|---------|
| BASIC 3 TO 4 CONVERT Model 4/4P ONLY (list \$49.95) | \$39.50 |
| BASIC 4 TO 3 CONVERT Model I/III (list \$49.95) | \$39.50 |
| BASIC GW CONVERT Model 4/4P ONLY (list \$99.95) | \$89.50 |
| CONVERT BASIC Models I/III and 4 (list \$29.95) | \$27.50 |

OUR GUARANTEE:

We sell only top-quality software. If, however you are unsatisfied with a product, you may return it within 10 days (in good condition) for a refund, less \$2.50 handling charge for programs under \$50 (\$5 for programs over \$50). We also ask for a letter stating the reason for your return.

We will also beat any competitor's price by \$1.00 (same conditions as competition, ie. shipping charges etc.) if you tell us where they advertise their price.

TO ORDER:

We accept orders by phone or mail. Specify your TRS-80 Model, exact program(s) wanted, and method of payment. We accept VISA, MasterCard, Check, and Money Orders (C.O.D. orders add \$2.50 and Gov't Purchase Orders add \$5.00). Electric Webster orders please specify Word Processor. Free shipping to continental U.S. and Canada. All prices are in U.S. Funds. Prices subject to change without notice.

ORDERS & INFORMATION

(416) 575-3201

10 a.m. - 7 p.m. Monday to Saturday

JMG SOFTWARE INTERNATIONAL

3235 Lockport Road
Niagara Falls,
N.Y. 14305

801 Mohawk Road West
Hamilton, Ontario
Canada L9C 6C2

(416) 575-3201

PowerSoft NewsFlash #6

Advertisement

Thank you for reading our latest installment of **PowerSoft's Newsflash**. This space will contain information that doesn't really fit into a regular ad-type format. We'd appreciate knowing if these columns are of any value to you. Remember that these columns are written 2-3 months before they are printed, so if something gets out-of-date, that's why, but we try to keep it current! Thanks to all those who have already written or called with your support! For fastest service on a catalog request, **DON'T** use the *Reader's Service Card*, but call or write instead! We appreciate receiving your comments as well as your orders! **If you are a new computer owner, welcome!**

Being in this business for over six years, we forget sometimes that there are newcomers every month who don't necessarily know **who we are or what we do** here at PowerSoft. We thought **EVERYONE** has heard of **Super Utility** and the other things that we do, but **N - O - O - O...** so we're gonna tell you what we do. We support the Tandy line of computers, **specifically the TRS-80**, as well as the **MS-DOS based machines** with needed products that either solve a problem or make your computing life easier or less painful in case of a problem. We listen to what is needed, and if we can provide it to you at a good value, **then we do it. See our Catalog #6 for further details or check out our XTRA-80 SIG on CompuServe™. Type GO PCS-56 from any prompt to get there!**

TANDY's new attitude towards the competition...

The word from Tandy's public relations manager **Deborah McAllister** is that Tandy is "livid" about press reports and market researcher's figures regarding its sales. *Seems that they are always too low.* (Tandy doesn't give out sales figures.) She states, "COMPAQ brags in its ads that it sells 10,200 units per month. We're outselling them two-to-one, and you can quote me. On a unit basis, we're outselling the IBM PC." She continues, "We're also tired of this B.S. that Apple has the education market locked up." **Go get 'em, Deborah!**

Tandy turned in its first BILLION DOLLAR quarter ending 12/85.

DATA INSURANCE... Cheap!

We get LOTS of calls asking for **SUPER UTILITY+** or **SU4** for a TRS-80 running a hard drive. We'd like to explain that the TRS-80 versions of **SU** are for floppies only, and will not address hard drives, but we DO have two packages that give you the "SU+" type features you need on your hard drive if you're running TRSDOS 6 (any version) or LDOS 5.1.x. These are called **The LDOS ToolBox** (for Mod I/III) and **Model 4 ToolBelt** (of course for the 4/4P/4D). These sets of tools (utilities) check and repair directories, inspect, verify, and/or modify sectors, remove passwords, copy or kill selected files, and lots of other needed features ala **SUPER UTILITY** and written by the same author. They're only \$49.95 each or \$75 bucks for both. We've received letters from people who swear we've saved their life! One emergency usage makes them worth their weight in gold! We **Federal Express** these tools, as well as **SUPER UTILITY** (TRS-80 and PC versions) many times a week. Why wait until disaster strikes? Think of them as an insurance policy. (**SUPER UTILITY for the PC does support rigid drives. Different program... it's \$89.95!**)

In December, our **SU/PC** saved the Ft. Worth Police Dept. the trouble of having to re-type their **DBASE™** data files (one VERY large) that were blown away by accident. It was definitely worth the drive over to Dallas for the computer operator when he discovered that **NORTON's** couldn't do the job! **SU/PC works on the 2000 too! If interested, send a SASE for a reprint of an article that appeared in the Ft. Worth Star-Text about this.**

Danger... S-T-A-T-I-C

One of the major problems we have experienced is **STATIC** when the heat is on. We use gas heat here in Texas, and the air becomes very dry. We were zapping equipment left and right! It got dangerous for our data and expensive when we actually blew a few components. We looked into all kinds of solutions, but found the best solution to also be the most economical. Radio Shack sells a bottle of **Anti-Static Spray** for your carpets that performs miracles! Depending on your situation, you probably will only need to treat the area once a month or so. It totally eliminated **all** static in our office. It dries clear and didn't stain the carpet. Great for home use too. We don't zap our cats (or ourselves) anymore! ***Important Note! Spray the carpets - not the cats!**

AFM DEMO DISK! Only \$5 - Tim came up with an in-depth demo/tutorial disk for **AFM** that uses data supplied by you to demonstrate the potential of this system. It'll help demonstrate functions that are difficult to explain without seeing in action. We're going to sell this demo disk for only \$5 (US - foreign add proper postage) to anyone who wants to see what **AFM** is all about and what they're looking for. **Mod III only.**

Do you have our Catalog #6? Groups, schools, and computer clubs may write and request whatever number that you need. If you can recommend our products to your associates, please do! Please see our ads elsewhere here in **80-MICRO** for descriptions of a few more of our products. **Thank you!**

PowerSoft Products

17060 Dallas Parkway, Suite 114
Dallas, TX 75248 • 214/733-4475

TRS-80™ and Radio Shack™ are trademarks of the Tandy Corp.

PUBLISHER
Peter Hutchinson

EDITOR-IN-CHIEF
Eric Maloney

MANAGING EDITOR
Penelope Hamblin

SENIOR EDITOR
Marilyn G. McMaster

REVIEW EDITOR
Ryan Davis-Wright

COPY EDITORS
David E. Essex
Anne Freed

TECHNICAL WRITERS
Bradford N. Dixon
Dave Rowell

TECHNICAL EDITORS
Mare-Anne Jarvela
Beverly Woodbury

LOAD 80 TECHNICAL EDITOR
Keith Johnson

EDITORIAL ADMINISTRATION
Whitney Karr

ASSOCIATE EDITORS
Hardin Brothers
David Engelhardt
John B. Harrell III
Terry Kepner
Thomas L. Quindry

ADVERTISING SALES
DIRECTOR OF SALES
William J. Smith

SALES MANAGER
Peter KJ Montross
SALES REPRESENTATIVE
Michael Wozmak
1-800-441-4403

WEST COAST OFFICE
1060 Marsh Road
Menlo Park, CA 94025
415-328-3470

SALES MANAGER
Allison Walsh
ADVERTISING COORDINATOR
Judy Walker

ADVERTISING SECRETARY
Kelly DeKoning

MARKETING/PROMOTION DIRECTOR
Jane Butterfield




Article submissions from our readers are welcomed and encouraged. Inquires should be addressed to: Submissions Editor, 80 Pine Street, Peterborough, NH 03458. Include an SASE for a copy of "How to Write for 80 Micro." Payment for accepted articles is made at a rate of approximately \$50 per printed page; all rights are purchased.

*TRS-80, Scripsit, and TRSDOS are trademarks of Radio Shack, a division of Tandy Corp.

80 Micro (ISSN-0744-7868) is published monthly by CW Communications/Peterborough Inc., 80 Pine St., Peterborough, NH, 03458. Phone: 803-924-9471. Second class postage paid at Peterborough, NH, and additional mailing offices. (Canadian second class mail registration number 9563) Subscription rates in U.S. are \$24.97 for one year, \$38 for two years, and \$53 for three years. In Canada and Mexico \$27.97—one year only, U.S. funds drawn on a U.S. bank. Nationally distributed by International Circulation Distributors. Foreign subscriptions (surface mail) \$44.97—one year only, U.S. funds drawn on a U.S. bank. Foreign subscriptions (air mail) please inquire. In South Africa contact 80 Micro P.O. Box 782815, Sandton, South Africa 2148. All subscription correspondence should be addressed to 80 Micro, Subscription Department, P.O. Box 961, Farmingdale, NY 11737. Please include your address label with any correspondence. **Postmaster:** Send address changes to 80 Micro, Subscription Services, P.O. Box 961, Farmingdale, NY 11737. Send Canadian changes of address to 80 Micro, P.O. Box 1051, Fort Erie, Ontario L2A 5N8, Canada. Return postage guaranteed.

Entire contents ©copyright 1986 by CW Communications/Peterborough Inc. No part of this publication may be reprinted, or reproduced by any means, without prior written permission from the publisher. All programs are published for personal use only. All rights reserved.



page 27



page 34



page 54

Features

- 27. **MS-DOS Scripsit: Honorable Mention, but No Prize** *by Eric Grevstad*
Putting out the word on the newest Scripsit.
- 34. **Vital Statistics: Analyzing Data on Your Micro** *by John C. Cobb*
A survey of commercial statistics software.
- 44. **Keeping Tabs** *by David C. Andresen and Beverly Woodbury*
Try your hand at tabulating statistical data. (Models I, III, 4, and 1000; Load 80)
- 52. **Name That Computer**
The prize is right. Win a Model I by identifying 10 computers from the not-so-distant past.
- 54. **Quick Draw** *by John D. Wolfskill*
Fast and easy graphics commands for the Model 4. (Load 80)
- 60. **Taking Up Residence** *by Dave Rowell*
The anatomy of a memory-resident program. (Models 1000 and 1200)
- 74. **A Closer Look at PEEK and POKE** *by James S. Kidston*
Novel applications for two old standbys. (Model III; Load 80)

Departments

- | | |
|--|--|
| 6. Load 80 Directory | 97. Basic Takes <i>by Richard Ramella</i> |
| 8. Side Tracks <i>by Eric Maloney</i> | 102. The Next Step <i>by Hardin Brothers</i> |
| 12. Input | 106. Spreadsheet Beat <i>edited by John B. Harrell III</i> |
| 14. Feedback Loop <i>by Terry Kepner</i> | 118. Express Checkouts Electric Webster Grammar and Style Checker BSORT 51 Multiple Choice <i>The Tandy Portable Computer</i> |
| 21. Pulse Train <i>by Bradford N. Dixon</i> | 120. HOT CoCo Section Aiming High True to Form Draft Pix Check PPoint Doctor ASCII Color Monitor |
| 25. Reader Forum | 152. New Products <i>edited by Mare-Anne Jarvela</i> |
| 27. Reviews <i>edited by Ryan Davis-Wright</i> MS-DOS Scripsit Quick Basic Designe and Snapshot Teleterm SASSE and Memoir | 160. Fine Lines |
| 78. Project 80 <i>by Roger C. Alford</i> | |
| 90. Dave's MS-DOS Column <i>by Dave Rowell</i> | |
| 94. MS-DOS New Products <i>edited by Mare-Anne Jarvela</i> | |

LOAD 80

Load 80 gathers together selected programs from this issue of *80 Micro* and puts them on a magnetic medium for your convenience. It is available on tape or disk, and runs on the Models I, III, and 4.

Load 80 programs are ready to run, and can save you hours of time typing in and debugging listings. Load 80 also gives you access to Assembly-language programs if you don't have an editor/assembler. And, it helps you build a substantial software library.

Using Load 80 is simple. If you own a tape system, load the Load 80 tape as per the instructions provided. If you own a

Model I or III disk system, you boot the Load 80 disk and transfer the files to a TRSDOS system disk according to simple on-screen directions. If you own a Model 4, copy the Model 4 programs from the Load 80 disk to your TRSDOS 6.x disk using the COPY command.

Not all programs will run on your system. Some Model III programs, for instance, will run on the Model 4 in the Model III mode, but not in the Model 4 mode. You should check the system requirements box that accompanies the article to find out what system configuration individual programs require.

If you have any questions about the programs, call Keith Johnson at 603-924-9471. Yearly subscriptions to Load 80 are \$199.97 for disk, or \$99.97 for cassette. Individual loaders are available on disk for \$21.47 or on cassette for \$11.47, including postage. To place a subscription order, or to ask questions about your subscription, please call us toll free at 1-800-343-0728 between 9 a.m. and 5 p.m. Or, you can write to Load 80, 80 Pine St., Peterborough, NH 03458.

ART DIRECTOR
Anne Fleming
PRODUCTION MANAGER
Dion Owens/Kanner
AD/GRAPHICS PRODUCTION
Gary Cioeci

GRAPHIC SERVICES MANAGER
Dennis Christensen
MANUFACTURING MANAGER
Susan Gross
TYPESETTING SUPERVISOR
Linda P. Canale

PRESIDENT/CEO
James S. Povec
VICE PRESIDENT OF PLANNING AND CIRCULATION
William P. Howard
VICE PRESIDENT/FINANCE
Roger Murphy
ASSISTANT GENERAL MANAGER
Matt Smith
CIRCULATION MANAGER
Frank Smith
DIRECT AND NEWSSTAND SALES MANAGER
Raino Wirein
1-800-343-0728
DIRECTOR OF CREDIT SALES
AND COLLECTION
William M. Boyer
EXECUTIVE CREATIVE DIRECTOR
Christine Destrempe
FOUNDER
Wayne Green

Cover photograph by Edward Judice
Special effects by Colour Centrum Inc.

Directory

Statistics

Article: Keeping Tabs (p. 44).
System: Models I, III, and 4, 32K RAM.

A low-cost way to compile statistical data.

Language: Disk Basic.
Cassette filespec: B.
Disk filespec: MICROTAB/BAS.

Graphics

Article: Quick Draw (p. 54).
System: Model 4, 64K RAM.

Add graphics commands to Basic.

Language: Basic.
Cassette filespecs: C, DRAW, D, E.
Disk filespecs: DRAW/BAS, DRAW/CMD, DEMO2/BAS, DEMO3/BAS.

Programming

Article: A Closer Look at PEEK and POKE (p. 74).
System: Model III, 32K RAM.

PEEK and POKE applications that expand the power of Basic.

Language: Disk Basic.
Cassette filespecs: F, G.
Disk filespecs: TRACKER/BAS, FOURUP/BAS.

Hardware

Article: Project 80 (p.78).
System: Models I, III, and 4, 32K RAM; 8748 editor/assembler.

Provides hardware or software handshaking for the parallel-to-serial converter.

Language: Assembly.
Disk filespec: PARTOSER/SRC.

Basic Handler

Article: The Next Step (p. 102).
System: Model 4, TRSDOS 6.2, 64K RAM; EDAS editor/assembler.

Easy access to TRSDOS SVCs from Basic.

Language: Basic, Assembly.
Cassette filespecs: HANDLR, H, I, J, K, L.

Disk filespecs: HANDLR/SRC, HANDLR/CMD, SVC/BAS, SCROLL/BAS, WINDOW/BAS, CAPSLOCK/BAS, DISPLAY/BAS.

BAS, OVL, SUB, DAT = Basic SRC = source code CMD = object code

80 Micro is a member of the CW Communications/Inc. group, the world's largest publisher of computer-related information. The group publishes over 50 computer publications in more than 20 major countries. Nine million people read one or more of the group's publications each month. Members of the group include: ARGENTINA'S *Computerworld/Argentina*; ASIA'S *Asian Computerworld*; AUSTRALIA'S *Computerworld Australia*, *Australian PC World*, and *Macworld*; BRAZIL'S *DataNews* and *PC Mundo*; CHINA'S *China Computerworld* and *China Computerworld Monthly*; DENMARK'S *Computerworld/Danmark*, *PC World*, and *Run (Commodore)*; FINLAND'S *Mikro*; FRANCE'S *Le Monde Informatique*, *Golden (Apple)*, *OPC (IBM)*, *Theoreme*, and *Distributive*; GERMANY'S *Computerwoche*, *Infowelt*, *PC Welt*, *Computer Business*, and *Run*; ITALY'S *Computerworld Italia* and *PC Magazine*; JAPAN'S *Computerworld Japan*; MEXICO'S *Computerworld/Mexico*; THE NETHERLAND'S *Computerworld Netherlands* and *PC World*; NORWAY'S *Computerworld Norge* and *PC Mikrodator*; SPAIN'S *Computerworld Espana*, *PC World*, and *Commodore World*; SWEDEN'S *ComputerSweden*, *Mikrodatorn*, and *Svenska PC World*; SWITZERLAND'S *Computerworld Schweiz*; THE UNITED KINGDOM'S *Computer News*, *PC Business World*, and *Computer Business*; VENEZUELA'S *Computerworld Venezuela*; THE U.S. *Amiga World*, *Computerworld*, *inCider*, *InfoWorld*, *MacWorld*, *Micro Marketworld*, *PC World*, *Run*, *80 Micro*, *Focus Publications*, and *On Communications*.

Problems with Subscriptions: Send a description of the problem and your current and/or most recent address to: *80 Micro*, Subscription Department, P.O. Box 981, Farmingdale, NY 11737.

Problems with Load 80 Circulation: Address correspondence to Load 80, 80 Pine St., Peterborough, NH 03458.

Problems with Advertisers: Send a description of the problem and your current address to: *80 Micro*, Rt. 101 & Elm Street, Peterborough, NH 03458, ATTN.: Rita B. Rivard, Customer Service Manager. If urgent, call 1-800-441-4403.

Change of Address: Send old label or copy of old address and new address to: *80 Micro*, P.O. Box 981, Farmingdale, NY 11737. Please give eight weeks advance notice.

Microfilm: This publication is available in microform from University Microfilms International, United States address: 300 North Zeeb Road, Dept. P.R., Ann Arbor, MI 48106. Foreign address: 18 Bedford Row, Dept. P.R., London, WC1R4EJ, England. *Dealers:* Contact Raino Wirein, Retail Sales Manager, *80 Micro*, Pine St., Peterborough, NH 03458. (800) 343-0728.

Circle 378 on Reader Service card.

TANDY IS DANDY...

...until you want more memory

Your Tandy 1000 is a good machine.
A lot of computer for the money.

But you need to add more memory to
get the best performance possible.
Tandy wants a lot of money for that.
Too much money.

Now there's another way to upgrade
your memory. The Zuckerboard
Expansion Memory card. A high
quality, reliable board at a very
reasonable price.

So, if you want to get the most out of
your computer, you have a choice.

You can go to Tandy, and Tandy will
get the most out of you.

Or, you can come to us. We'll fill up
your computer without emptying
your wallet.

| Board Configuration | Tandy Memory Plus | Zuckerboard Expansion Memory |
|---------------------|-------------------|------------------------------|
| with 256K | \$319.95 | \$109 |
| with 512K | \$519.90 | \$149 |
| Clock Option | \$ 99.95* | \$ 39 |
| Warranty | 90 Days | 2 Years |

*with mouse



INTRODUCTORY OFFER

Send the ZUCKERBOARDS I need for my TANDY 1000 right away.

Here's my check or money order

MADE PAYABLE TO A.T.D.

___ EM with 256K @ \$109 = ___ Subtotal _____

___ EM with 512K @ \$149 = ___ CA residents

add 7% tax _____

The Doctor pays the shipping.

Amount _____

Enclosed _____

NAME _____

ADDRESS _____

CITY _____ STATE _____ ZIP _____

TELEPHONE () _____

A.T.D. 1287 Lawrence Station Rd., Sunnyvale, CA 94089

CALL TOLL-FREE TO ORDER

CA (800) 458-6200

(800) 624-4920

Dr. Dr. Zucker



It's another ZUCKERBOARD



1287 Lawrence Station Road • Sunnyvale, CA 94089 • (408) 734-4631

ZUCKERBOARD is a Trademark of Advanced Transducer Devices, Inc.
Tandy 1000/1200 are Trademarks of Radio Shack, a Division of Tandy Corporation.

Caveat Editor

Slowly and painfully, the microcomputer press has learned to restrain its youthful enthusiasm for new products and technologies. None of us wants to go through the painful embarrassment *Popular Computing* experienced when the magazine featured Ovation on its July 1984 cover shortly before the product disappeared into the black hole of unreleased software.

We at *80 Micro* have been burned several times by our own poor judgments, which, while not as glaring as *Popular's*, have nevertheless made us more cautious journalists. We put bar codes on our November 1983 and October 1984 covers. To say the least, bar codes didn't exactly take the Tandy community by storm. Our January 1984 issue featured the Model 2000, on which I commented, "If [it] lives up to its potential, we can expect [Tandy] to reestablish itself in the microcomputer marketplace over the next year or so." Sure—and if I flap my arms hard enough, I can fly to the moon.

I get a headache when I look back on these issues. We fell into a common trap—we got overly excited by technological innovation. We forgot that the road between the lab and the consumer is full of twists and turns, any one of which can send the most promising product spiraling over a cliff.

Desktop Disappointment

We're getting better, though. Take, for instance, our cover story on desktop publishing. You'll never read it, because we dumped it.

Nearly every major magazine has done a feature or two on microcomputer-based page layout systems. Two magazines devoted to the topic—one devilishly titled *Desktop Publishing*—have emerged. Some observers say desktop publishing will become a major microcomputer application, with everyone from businesses to clubs madly creating polished newsletters, brochures, and flyers.

We liked the idea. We started to collect software and looked into getting a laser printer. But the more we researched the subject, the more we realized that the story simply didn't exist.

We first discovered that the idea of doing any real desktop publishing on a Model 4 is ridiculous. The computer doesn't have the RAM, and its screen doesn't have the resolution. We looked at one CP/M package that seemed to offer possibilities, but it was too limited and too cumbersome to be taken seriously.



We moved on to the Model 1000 and MS-DOS packages. We quickly found out that serious software costs thousands of dollars, far out of the range of the average Model 1000 owner. We checked out Newsroom, an educational package that goes for under \$100, but felt that it was too simplistic for many applications. Our reluctant conclusion was that while desktop publishing is a terrific idea, we'll need to see some major advances in PC technology before the subject is worthy of extensive coverage in *80 Micro*. If you can't wait, you'll just have to buy a Macintosh.

To CD or Not to CD

Our most recent brush with new technology came a couple of weeks ago when Franklin Pierce College, some 20 minutes from Peterborough, got a CD-ROM player, along with a controller board and three CDs containing the Library of Congress catalog. The package, called *Bibliofile*, comes from Library Corp. in Washington, DC. The system, says the documentation, will run on an IBM PC and "most true PC-compatible microcomputers." Figuring to save the college a few bucks, the library bought a Tandy 1000.

Three Model 1000s and a week of frustration later, one of the librarians called us. The software would initialize the player, but what happened thereafter was anyone's guess. Sometimes the keyboard froze; sometimes the screen filled with garbage; sometimes strange error messages popped up. Clearly, something was wrong, and that something probably had to do with the Model 1000.

We brought the player to our offices and tried it successfully on a PC. We then ran it on a Tandy 1200, again with

no problem. The player suffered from indigestion only when hooked up to a Model 1000.

I called Library Corp., the company that sells the package. The first person I talked to said without qualification that the player would run on the 1000. But when I reached someone in customer service, I got another story. They had a whole file on the 1000.

"It runs on some 1000s and not on some others, and we don't know why," the fellow told me. He didn't seem particularly interested in finding out why, either. The story has a happy ending, since the school was able to trade its 1000 for a 1200. But to us, the experience simply highlighted the point that we can't trust a new technology until it has been thoroughly tested. CD-ROMs might be the best thing since donut holes, but they won't do much good if they don't work with the hardware our readers use.

Testing 1-2-Ouch

As a result of our experiences, I seem to have developed an instinct that tells me when we're about to go overboard on a new product. Here's an example of how this early-warning system works.

I was recently flipping through a PC magazine when I ran across an ad from Cazin Systems for a product called *Softstrip*. You encode your data on a piece of paper and read it into your computer with a scanner. The ad called it "a simple, reliable and cost efficient way to distribute and retrieve information." In fact, it said the strips are more reliable than most magnetic media. The ad also promised that "most of your favorite magazines and books will soon be using them in addition to long lists of program code."

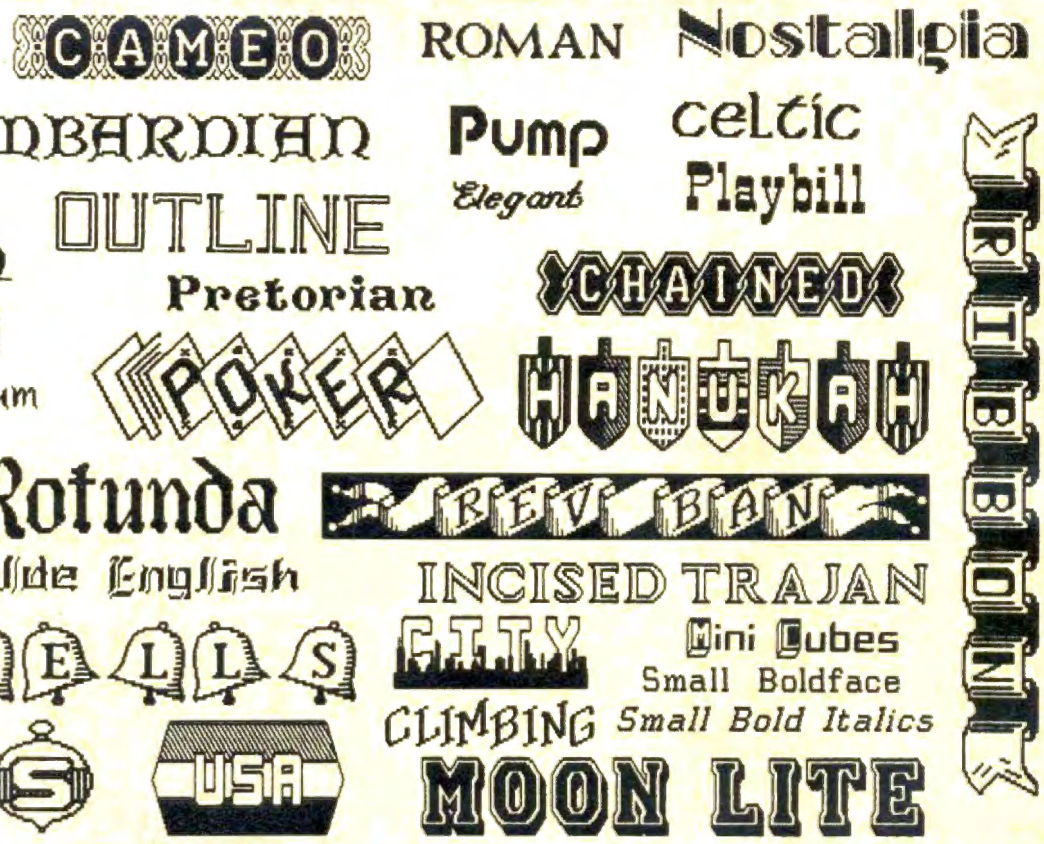
It sounded great. An inexpensive, efficient, dependable mass-storage device! My pulse went up. My pupils dilated. I reached for the phone to mobilize my staff. But wait. These sure do look a lot like bar codes, don't they?

Bar codes. I suddenly felt a sharp pain in my head. It was a familiar pain, a warning pain. *Bar codes.* The pain became worse.

I recognized the symptoms. I closed the magazine. The pain subsided. I put the telephone receiver down. My heart-beat slowed.

I laughed scornfully. *Softstrips?* Ha! Come back when you've grown up, kid. Then we'll see what stuff you're really made of. ■

★ ★ ★ ★ ★
80 MICRO
JUNE, 1985
 Easy to Use: ★ ★ ★ ★ ★
 Good docs: ★ ★ ★ ★ ★
 Bug free
 Does the job: ★ ★ ★ ★ ★



Circle 91 on Reader Service card.

DOTWRITER printed these on an Epson MX-80.

See What You Can Do With DOTWRITER!

DOTWRITER lets you create spectacular, eye-catching signs, invitations, letterheads, large sideways banners, catalogs, or even books. It is just what you need to turn your dot-matrix printer into a versatile typesetting machine. And it is available for your TRS-80 Model 4/4P (yes, in native mode), as well as for the Models I and III.

WHAT IS DOTWRITER?


DOTWRITER uses the "bit-image" graphics of your printer to produce the kinds of stunning results shown inside the box. It is a full-function text printing program, so you can inter-mix different character sets, do centering, paragraphs, pagination, magnification, draw horizontal and vertical lines, reversals (black on white), and even print right-justified proportional text.

DOTWRITER includes the printing program, complete documentation, and fourteen useful typefaces (60 to 90 characters per typeface). We will include the 170-page Letterset Reference summary at half-price (\$10.00) with your order.

To use DOTWRITER, just write your text with any popular TRS-80 Word Processor (such as ALLWRITE or

SuperScripts), add the necessary formatting commands, and DOTWRITER will do the rest.

36 more letter-set disks are available separately. Each has 3-12 complete typefaces. The disks costs less than \$25 each and you may purchase them at any time.



SIDWAYS SPREADSHEETS

If your VisiCalc spreadsheets are too wide for your printer, our "LONGVIEW" option may be just what you need. It is an add-on that turns spreadsheets sideways so that DOTWRITER can print them down the page instead of across. LONGVIEW comes with three additional fonts.

EQUIPMENT REQUIREMENTS

DOTWRITER needs a TRS-80 I, III, 4 or 4P with 2 disk drives and 48K of memory. Separate versions of DOTWRITER support EPSON MX-80 with Graftrax, MX-100 with Graftrax-Plus, and FX, JX, RX; C.I.TOH 8510/1550; MICROLINE 84-2/92/93; RADIO SHACK DMP 110-2100/CGP-220; GEMINI 10X/15X and other STAR printers.

We printed our samples on an Epson; sizes may vary on other printers. Many of the fonts shown above are available at extra cost.

Send for free print samples! We've only shown you a few of the 240 DOTWRITER fonts. For the best in TRS-80 graphics printing, we suggest you order DOTWRITER today, toll-free.

| | |
|--|-------------|
| Please specify Printer and Computer when ordering. | |
| DOTWRITER | \$99.95 |
| LONGVIEW | 29.95 |
| Additional Letterset disks (3-12 fonts/disk) | 24.95 |
| | 3 for 49.95 |
| Letterset Reference Book | 20.00 |
| FREE bonus disk with two Banner fonts when you order DOTWRITER! | |

ORDER NOW, TOLL-FREE (800) 824-7888, oper. 422

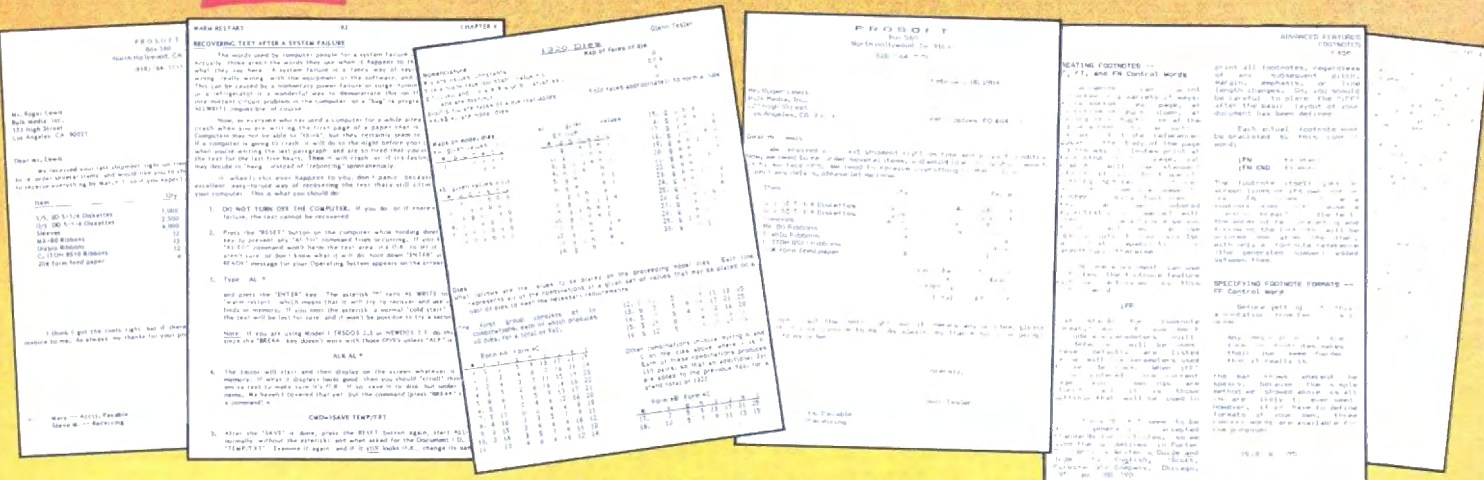


Dept. C, Box 560, No. Hollywood, CA 91603
 (818) 764-3131 Information and Same-Day Processing

TERMS: VISA, MC, checks, COD. Please add \$3.00 shipping in U.S. or Canada. Sales tax in CA. Most orders filled within one day.

ALLWRITE!

The Premier Word Processor for Your TRS-80 Model I, III, or 4



These were printed by ALLWRITE; shown 20% actual size.

We are proud to offer you the one Word Processor that will satisfy all your writing needs: ALLWRITE. It sets new standards for text editing and printing, and will give new life to your TRS-80. Let us tell you why...

In an attempt to push the public into expensive 16-bit computers, many manufacturers have been saying that the TRS-80 is obsolete. The truth is that the software, not the hardware, makes the difference. And the best word processor of all is now available *only* on the humble TRS-80, not on those expensive 16-bit machines!

ALLWRITE will save you time and let you produce the highest-quality, most professional-looking letters, term papers, and reports available on a micro-computer.

Allwrite Can Save You Time!

Reads a 25,000 character file (10 printed pages) from disk in SIX SECONDS... does a global search-and-replace in FOUR SECONDS... outruns even the fastest popular micro-printer.

ALLWRITE'S Screen Handling Makes Word Processing Easier Than Ever

Change text width at any time; wide lines shift left and right as you type. ALLWRITE preserves double-blanks between sentences, uses the entire screen for text, and displays a complete Status Screen at the touch of a key. Scroll by line, partial screen, full screen, to top or end of file, or to any marked point. Move cursor by character, word, tab, line, or screen.

You can set and change on-screen tabs and store them on disk. The print-time tabbing features are incredibly versatile: they allow left, right, and centered tabs, and even line up your decimal points.

ALLWRITE shows you where you forgot to turn off underlining, boldface, italics, or double-width. Special on-screen Preview feature shows page breaks and page layouts... including underlining and boldface. In "Summary" mode, ALLWRITE quickly flags formatting errors

without wasting time printing all the text. These standard features make document preparation faster and easier than ever!

State-Of-The-Art File Handling

There is no upper-limit on document size with ALLWRITE, because it chains files *backwards* as well as forwards, even across diskettes. Switch from one chained file to another in less than six seconds by pressing two keys. Select portions of other files for inclusion at print time... great for stock paragraphs.

ALLWRITE salvages text from bad disks! If a sector goes bad, you won't lose the entire file, because it

TAKES FULL ADVANTAGE OF YOUR MODEL 4.

The model 4 version of ALLWRITE uses **the entire 80-by-24 screen**. On a 64K machine, you can edit **over 34,000 characters** of text. On a 128K machine, you can edit **THREE FILES AT THE SAME TIME!** The second and third files can be over 32,600 characters each, for a total of **almost 100,000 characters** of text in memory.

will skip bad sectors, read the rest of the file, and then show you where the lost text belongs. This advanced error recovery turns a disaster into a feeling of profound relief.

User-Definable Soft Keys Reduce Typing Time

You can store 22 phrases or commands at a time into "soft-keys," then press just two keys to retrieve them. This makes frequently-used phrases and formatting controls a snap to use. You can store these definitions on disk and build a library of hundreds of pre-programmed keys to fit every one of your applications.

Our specially-designed templates fit right on your keyboard to let you see your settings at all times. Each template is also a Reference ("Cue") Card, so it is always right in front of you when you need it, without using up valuable screen space.

ALLWRITE Is Easy To Learn

ALLWRITE's commands and control keys are easy to remember because they use the first letters of common English words: 'CE' stands for 'Center,' 'Search' and 'Replace' do just that, and so forth. The on-line HELP menu offers over fifty screens of topics.

ALLWRITE's superb documentation will get you started quickly. Portions of it are designed for beginners, with every feature clearly explained in step-by-step tutorial style. Since you won't always be a beginner, other parts of the book offer advanced topics. There is a cross-reference summary chapter, a 14-page comprehensive index, and a detailed Table of Contents. We've been developing computer programs and manuals for over 23 years, and understand the importance of good documentation.

ALLWRITE works with all major DOS's on Models 1, 3, and 4/4P.

PROSOFT'S On-Going Customer Support

Perhaps the best reason of all for having ALLWRITE is the continuing support we offer you: friendly, expert, direct support that is unsurpassed in the micro-computer industry.

Note to students: with its Footnote, Table of Contents and Index features, ALLWRITE is ideal for your reports and Term papers.

Note to teachers: ALLWRITE makes it very easy to generate multiple-choice exams and answer keys. Ask for free instructions when ordering.

**"ALLWRITE is a professional system that sets a new standard in word processing. It's powerful and easy to learn and use."
80 MICRO, Nov., 1984**

Customer Comments

"This is the best software package I have ever received . . . superb, easy to use, fast, and has more features than the business word-processor at the office." (E.R.L.)

"Your company and products have to be one of the strongest factors I can think of for keeping me with the TRS-80!" (J.R.H.)

"NEWSSCRIPT is the Cadillac of word processors. ALLWRITE is the Mercedes Benz!" (B.E.)

"... a very readable manual." (D.S.)

BENEFITS OF OWNING

★ ★ ALLWRITE ★ ★

If Word Processing is important to you, PROSOFT's ALLWRITE is the best choice you can make. The clean, professional appearance it adds to your letters and reports will make an excellent impression on people. We will be happy to send you free print samples so that you can see for yourself how good ALLWRITE will make you look.

You probably know that quality word processors for CP/M and the IBM-PC sell for \$300-500, and they don't have ALLWRITE's capabilities or speed . . . or PROSOFT's proven, ongoing support. Now, for a fraction of the cost of a new computer, you can have the most complete word processor of all. And you won't have the headaches of starting all over again with a new, different computer.

HUNDREDS OF USEFUL CAPABILITIES

ALLWRITE comes with just about every useful word processing feature . . . standard. Here are some highlights: excellent right-justified proportional printing on most printers having that ability; powerful Form Letter and Mailing Label preparation; Instant counts of words, characters, lines, changes; block Move, Copy, Delete, Putfile, Getfile, and List; delete by character, word, line, sentence, paragraph, or block; insert and one-key insert; great RS-232 printer support; accepts all 256 ASCII codes from keyboard; intermix pitches on same line (printer-dependent); 1.5 line spacing, 6, 7, 8, 12 lines per inch (printer-dependent); does multiple-columns on all printers; perfect alignment of hanging indents; variables, logic statements, conditional printing; wildcard Directories; integrated with Electric Webster and DOTWRITER for Models I, III, and 4 (these are sold separately); "Legal" line numbering; paragraph, list, and figure numbering; supports most popular printers (all "printer drivers" included); compatible with high-memory drivers; fully explains all DOS and ALLWRITE error messages; wildcard search-replace; tabs, search-replace, other settings remembered across files; word reversal; up to nine levels of boldface; flexible page titles; footnotes at bottom of page or end of document; Table of Contents and Index generation; and PROSOFT's unmatched text formatting and printing capabilities.

How To Order

You can order by phone or mail. For quickest delivery, call our Technical Support line. Please specify your TRS-80 model (I, III, or 4, 48K, at least two disk drives), and your printer(s). Our price includes normal shipping in the U.S. and Canada. The sooner you order, the sooner you will begin to benefit from the ALLWRITE! Word Processor.

Allwrite for the TRS-80

\$199.95

Circle 30 on Reader Service card.

ORDER NOW, TOLL-FREE

(800) 824-7888, oper. 422

PROSOFT

Box 560, No. Hollywood, CA 91603

(818) 764-3131 for Technical Information and Same-Day Processing.

Terms: VISA, MasterCard, checks, C.O.D. California residents please add sales tax. Most orders filled within one day.

Visible Means of Support

I've noticed in recent issues that developers have a renewed interest in producing software for the Models I, III, and 4/4P. Another trend I've noticed is the low price of some of this new software—as low as \$29.95. This is a welcome relief to those of us who have witnessed a steady decline in vendor support. I believe that TRSDOS users continue to represent a viable market.

I, for one, am pleased with my Model 4. I am not particularly interested in the power of Lotus 1-2-3, dBase III, or FrameWork. I am interested in, and will buy, programs that cost less than \$99.95, do the job as outlined, and are easy to use.

Hardware and software developers! Are you listening? How about developing TRSDOS spin-offs of some popular MS-DOS programs? PRO-NT0 is one example of this.

In return for this renewed or continued support from many *80 Micro* advertisers, I intend to support them by purchasing their products.

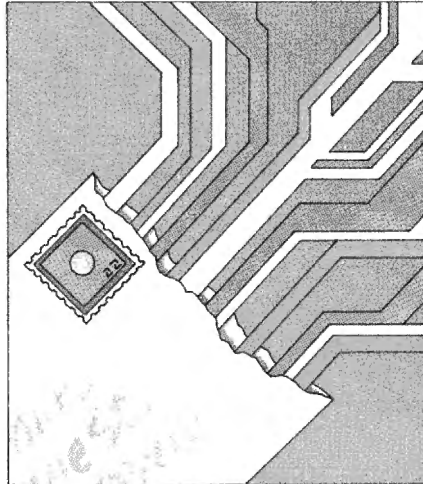
Gus Moyer
Silver Spring, MD

BEEP Backer

Another solution for Mr. Tabor's problem with Model 4 Basic's Common and Chain statements (*Input*, December 1985, p. 12) might be to acquire the BEEP Basic enhancements from Logical Systems Inc. (P.O. Box 23956, 8970 N. 55th St., Milwaukee, WI 53233). As an undocumented feature, BEEP allows the Common statement in compressed format programs, and it chains compressed programs without loss of the variables in these common statements.

A word of caution, however. If you must break out of a program running under Basic with BEEP installed, always use a Clear statement before doing any program line editing. Failure to do so may result in some unusual and unwanted program line renumbering.

I've been successfully running a BBS (312-772-2452; 300/1,200 baud; UART settings 7 data bits, 1 stop bit, no parity) using Basic and BEEP for nearly a year. As far as I know, I have yet to lose any of



the over 500 variables chained between the 14 different modules.

Bruce Barnes
Chicago, IL

Hide and Seek

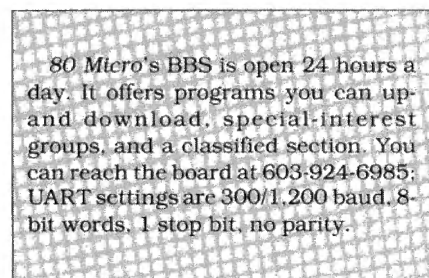
We wish to congratulate Andy Levinson for his Tidbit #29 in your December 1985 issue (p. 82). His method of hiding information in a Basic line is essentially the one we used to hide the password in our adventure game TROFF.

Players had to solve the game to get a password entitling them to a free copy of our newest program. Our false password (Peace) could be found by listing the program, and hundreds of people tried to cheat by sending the apparently correct password.

Bob Krotts
Gamester Software
Kettering, OH

Patch for Free

I'm glad that Hardin Brothers men-



80 Micro's BBS is open 24 hours a day. It offers programs you can up-and download, special-interest groups, and a classified section. You can reach the board at 603-924-6985; UART settings are 300/1,200 baud, 8-bit words, 1 stop bit, no parity.

tioned in his review of Alpha Technology's Supermem board ("RAM Tough: Memory for 8 Bits," January 1986, p. 34) that Misosys has patches that let TRSDOS 6.2 properly address the memory board. As the primary author of TRSDOS 6.x, I steadfastly believe in standardization. Thus, I spent my time working with the folks at Alpha Technology as well as with Bentley Mitchell, the now-deceased author of the RAM-Drive package, in order to ensure that programmers had a uniform protocol of accessing the extra memory.

Since the DOS already supported a scheme of bank switching via the @BANK supervisor call, I worked to extend that scheme so as to support the switching of 31 banks rather than the three available in a 128K machine. The extended @BANK support was implemented via three patches to the DOS—two of them quite large. As Hardin reported, Misosys is making these patches available without charge to anyone wanting them.

To get a copy, send a disk in a disk mailer to Misosys Inc. (attn:ATP), P. O. Box 239, Sterling, VA 22170-0239. Enclose a return address label for your mailer and U.S. stamps (or money rounded up to the next dollar) to cover return postage.

You may give copies of the patches to anyone else, make them available on any bulletin board, or print them in any TRS-80 computer club newsletter. Misosys should be credited as the originator of the patches. Note that they have been placed in the public domain with commercial rights reserved by the author.

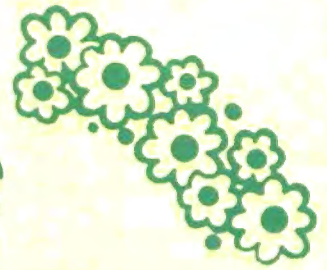
We are also aware that other hardware companies have developed add-on memory boards for the Model 4. In the interest of standardization, I hope that those companies get in touch with us so that appropriate patches to TRSDOS 6.2 can be developed to communicate with their boards via @BANK.

Roy Soltoff, President
Misosys Inc.

Send your correspondence to *Input*, 80 Micro, 80 Pine St., Peterborough, NH 03458. We reserve the right to edit letters.



SPRING SPECIALS



The ALPHA SPEECH SYNTHESIZER

Outstanding performance and value for only:

This is your chance to experience the power and pleasure that speech adds to your TRS-80. If you could read the thousands of testimonials we have received you would be convinced. Instead, our unconditional 15-day money back guarantee fully protects you.

Watch your friends faces when your TRS-80 starts talking.

\$ 49^{95*}

Thousands sold at \$75.90

*When purchased with text to speech software.



80 Micro review 12/84

Easy to use? ★★★★★
Good docs? ★★★★★
Bug free? ★★★★★
Does the job? ★★★★★

TALKER 4.0

Unlimited vocabulary Text-to-Speech Software. Powerful, yet easy to use; even non-programmers can enjoy it. Talker 4.0 features:

- Automatic video and/or keyboard echo (if you want it).
- Pitch control • Voice-speed control • Spelling mode
- Says numbers (up to 999 trillion) • Simple BASIC commands • Much more!

Only \$39.95

Small Print: Hardware Power supply, speaker and manual included. Model I unit plugs into keyboard or expansion interface 40 pin bus. Model III, 4, 4P unit plugs into 50 pin I/O bus. Model 4P needs short 50 pin extension cable \$14.95. Use our "Y cable" (see next page) if your bus is already used. Software Works with all DOSes (not CPM), is 6.2K long, and relocates itself to the top of available memory. Manual available for \$5.

Dr. SIGMUND

Artificial Intelligence at work! If you want to show off your computer, run "Dr. SIGMUND" and see their expressions as your TRS-80 has an intelligent conversation with you. Even you will be impressed!

PERSONALITY TEST

By Dr. James E. Hord, Jr. for your ultimate entertainment. This elaborate personality test will amaze you, and puzzle your friends. Besides talking to you, it will print a painfully accurate report.

TALKING WORD PROCESSOR

By George McCoy of Rehab Research. The Alpha Speech Synthesizer was chosen for this functional word processor with full speech capability. A perfect example of computer speech.



Each of these three programs require 48K and are available on disk only. The Alpha Speech synthesizer is required for speech. Each program is only \$29.95

SPECIAL: ALL THREE FOR ONLY \$59.95

NEWCLOCK

The right time at the right price! Keep the time and date with quartz accuracy, even when your computer is off. The backup lithium battery (included) will last for over 2 years. Software on tape or disk, please specify. Use "TIMESSET" once to set the clock. Use "SETCLK" to set your computer's internal clock (at power up) or use "TSTRING" so that the "TIMES\$" function reads the Newclock.

Connection: Model I: plugs into the keyboard or expansion interface. Model III, 4, 4P: plugs into the 50-pin I/O bus. 4P needs short 50-pin extension cable \$14.95 Compatible with all operating systems.

Model I \$39.95
Model III, 4 \$59.95



Circle 17 on Reader Service card.

800-221-0916

Orders Only. NY & info call
(718) 296-5916

Hours: 9-5 Eastern Time

Add \$3.00 per order for shipping. We accept Visa, MC, checks, M.O. C.O.D. add \$3.00 extra. N.Y. residents add sales tax. Shipping to Canada is \$5.00 Overseas, FPO, APO add 10%

 **ALPHA Products**
79-04 Jamaica Ave., Woodhaven, NY 11421

Send your questions or problems dealing with any area of Tandy/Radio Shack microcomputing to Feedback Loop, 80 Micro, 80 Pine St., Peterborough, NH 03458.

Q: Can you tell me how to expand my Tandy 1000 from 256K to 384K? I have the memory expansion card and I'd like to add the memory chips myself. I need to know the exact type and number of chips to order. When I get them, how do I put them in? (Rob Greenberg, Decatur, IL)

A: Installing memory chips in the Model 1000 is easy. If you have the cheaper and simpler memory board from Tandy, all you have to do is buy eight good-quality 64K chips and plug them into the board. If you examine the board carefully, you'll notice that each of the memory sockets has a small notch at one end. If you look at the memory chips, you'll see a matching notch at one end. Plug the chips into the sockets so that the notches line up.

If you look at the entire board, you can see that all the chips on it have notches at one end and that all the notches point in the same direction. This is a convention that all circuit boards follow: The chips always point in the same direction.

If you have the more expensive memory board, you can use the newer 256K chips and upgrade your computer to 640K using just one slot.

Q: My husband has a Model 4 and I have a Model 4P. We have Scripsit and SuperScripsit. Which dictionary or basic book on computing is best for a beginner? I want to learn terminology and abbreviations.

Can you recommend an inexpensive daisy-wheel printer for the 4P? What about used printers? I don't want anything that won't work well without a lot of service. Thank you for your courtesy. (Gladys J. Barnette, Tujunga, CA)

A: I haven't yet found a computer dictionary I like, but the best price bargain is the one sold by Radio Shack in the book section of all their stores. Start with that one.

The best daisy-wheel printer I've seen so far is the Tandy Daisy Wheel II printer. It has only a few print-wheel options, but the machine is sturdy and runs practically forever. If cost is a factor, the Silver-Reed 550 is a good solid workhorse too, and a lot cheaper than



the Tandy unit. Don't buy a used printer unless you've seen it operating nonstop for at least an hour.

Q: I love 80 Micro but wish some of the material were aimed at people like me. All I know about computers could be put in a No. 9 envelope. I am now facing a problem that may be simple to you, but it has me thoroughly baffled. I have a 128K Model 4 with two disk drives. My printer is a DWP-210 and I use SuperScripsit. I am buying a two-drive Tandy 2000 and a DWP-510 printer. If Tandy ever gets it on the market, I'll buy a 2000 Scripsit word processor.

How can I transfer my 30 disks of information to the new computer? Since I deal in books, a sizable amount of the data is underlined. Is there an answer? If so, please spell it out in simple terms.

Do you know of anybody who puts out a book of instructions for the 2000 that I can understand? (Russ Kingman, Glenn Ellen, CA)

A: First, you can easily transfer all your text files from the Model 4 disks to the MS-DOS disks with Power-soft's SuperCross utility (17060 Dallas Parkway, Suite 114, Dallas, TX 75248, 214-733-4475) for \$99.95. I don't know if the codes for underlining will be usable on your new machine, but at least all the text will be available.

I haven't yet seen any books on how to use your Model 2000, but I'll be sure to tell you if I find one.

Q: Gary Munson's letter in the May issue (p. 17) brought back a few not-so-pleasant memories of my attempts to get decent double-density operation on my Model I. Fortunately, there

is a simple solution: DOSPLUS 3.5. This operating system from Micro Systems Software Inc. comes with a patch for the Radio Shack doubler. Their people told me that the patch creates a 1-bit change that makes the DOS operate on the Radio Shack board. I don't understand it, but if you do it their way, it works. I have yet to find an application that doesn't run on DOSPLUS 3.5.

As long as all your programs are copied onto disks formatted by this DOS, you shouldn't have problems. DOSPLUS 3.5 will also read TRSDOS 2.7/2.8DD disks, so Munson shouldn't lose any of his data. (Larry R. Minium, Yuma, AZ)

A: Thanks for writing in with your suggestion.

Q: Some people have had a difficult time making their first double-sided TRSDOS 6.1 system disk. The only trick is to be certain that the SYS0/SYS file is on the front side of the disk, at the beginning of a track; that is, it must begin at the left side of one of the clusters of asterisks that illustrate the disk layout when you execute a Free command.

The simplest way to do this is to first format a double-sided disk, then back up your single system to it by typing in:

```
BACKUP :0:1 (Q=Y,S,I)
```

Answer "no" to each query except SYS0/SYS. When you move SYS0 in this fashion, the boot track seems to take care of itself. This puts SYS0 at the beginning of relative track 1, the second one on the screen. Do a Free command to check. To back up everything else, do a back-up as follows:

```
BACKUP :0:1 (NEW,S,I)
```

You can optimize your disk by constructing it in a way that reduces the amount of head travel required to get to the most frequently accessed overlays and files. For instance, SYS0 is accessed once per booting, so it should reside on track 39. Other files are used for each command interpretation; they should be next to the directory track. The simplest way to accomplish this is to fill the disk down to the point where you want the file you are moving; then back up the file you want to move. On an empty double-sided disk, the command:

```
CREATE XXXX:1(size = 153)
```

will block out everything down through relative track 17. If you now follow the steps above, the first part of the disk will

The Amazing A-BUS



Hobbyists, Engineers, Scientists, OEMs, universities, the A-BUS is for you!

What is the A-BUS? The A-BUS is the best way to connect a variety of **Input** and **Output** cards (such as analog converters, relays, sensors, motor controllers, etc.) to your computer.

A typical **A-BUS** system consists of: • An adapter card and cable to connect your computer to the **A-BUS** standard • The **A-BUS** motherboard, with several slots in which you plug the different Input and Output cards. • Your choice of cards listed below, depending on your application. (Many more cards will be released soon.)


The "A" stands for Amazing, and here is why:

① The **A-BUS** works with any TRS-80 models I, III, 4, 4P, 4D, 1000, even 100, 200 and CoCo. In addition, it will also work with IBM or Apple computers. Should you ever move to another system, your investment is protected. Only the low cost adapter card has to be changed!

② The system is expandable to meet current and future needs easily.

③ Low cost and reliability will ensure your project success.

| | |
|--|---------------|
| A-BUS Adapter for Model I Plugs into 40-pin I/O card edge (on KB or E/I) | AR-131...\$39 |
| A-BUS Adapter for Models 3,4,4P,4D Plugs into 50-pin I/O bus. | AR-132...\$49 |
| Cable (3 ft.) Computer to A-BUS | CA-163...\$29 |
| A-BUS Motherboard , for up to 5 cards (not needed if using only one card) | MB-120...\$99 |



A-BUS **new** Relay Card: RE-140...\$129

This industrial grade output card includes **8 relays**. (Contact rated 2 Amp @ 125V) All the decoding necessary is included which means that you can connect up to 64 cards (which is 512 relays.) Easily controlled using "OUT" commands. For example OUT 0,0 turns all the relays off on card #0. Eight LED's show the states of the relays.

A-BUS **new** Isolated Input Card: IN-141...\$49

This optically isolated input card makes it safe and easy to connect external devices (switches, sensors, thermostats, keypads) to your computer. Simple INP commands read the status of the eight inputs. Full address decoding allows up to 64 input cards (that's 512 channels) per computer.

A-BUS **new** Analog Input card: AD-142...\$119

8 channel 8 bit Analog to Digital converter. Your computer can read voltages, temperatures, pressures, light levels, etc. • Input range: 0 to 5.1 Volts. • Resolution: 20mV. • Conversion time: 120 microseconds. In BASIC, you can take up to 100 readings per second. • Port address: selectable. Up to 64 Analog-80's can be connected to your computer for a total of 512 channels!

A-BUS **new** Dual Stepper Controller: ST-143...\$69

Don't be afraid of stepper motors anymore. The special package (below) includes everything you need to get familiar with steppers: • Controller card drives 2 steppers (12V bidirectional) ST-143...\$69 • Stepper: 48 steps per revolution, up to 300 steps/second. MO-103...\$15 • Power supply PS-126...\$10

Special Package: Controller, two steppers and power supply: PA-181 \$99

Disk drive extender cable (8")...C160:\$9.95


Y-Cable for Mod I bus (40 pin): • X2-40...\$29 • X3-40...\$44 • X4...\$59 • X5...\$74

Y-Cable for Mod 3 & 4 bus (50-pin): • X2-50...\$34 • X3-50...\$49 • X4-50...\$64

Disk drive cable (34 pin): • 2-drive...C162:\$32 • 4-drive...C163:\$45

Our cables are made with high quality gold plated connectors to ensure utmost reliability.

Special Cables



Green Screen.....\$12.50

Do your eyes a favor, put on a green screen. Tens of thousands are in use because they work. Contrast is enhanced and eye fatigue is greatly reduced. Our green screen is curved; it fits right on the face of the tube. (Fits Models I,II,III,4,12,16)

Printer-Switcher.....\$59

A must if you have two printers, plotters, or any devices using the standard parallel printer port. End the hassle of plugging and unplugging cables. You can select either device at the flick of a switch. For Models I,III,4,4P,4D.



ALPHA Products

79-04 Jamaica Ave., Woodhaven, NY 11421

800-221-0916

Orders Only. NY & info call

(718) 296-5916

Hours: 9-5 Eastern Time

Circle 17 on Reader Service card.

Add \$3.00 per order for shipping. We accept Visa, MC, checks, M.O.

C.O.D. add \$3.00 extra.

N.Y. residents add sales tax.

Shipping to Canada is \$5.00

Overseas. FPO, APO add 10%



be empty and the system will surround the directory. You can develop your own theory and shuffle files about to your heart's content. If SYSO is at the beginning of a track, it will work. Kill off the dummy file, XXXX, when you're finished.

The patch to force the LDOS/TRSDOS 6.1 Format utility to ask about the number of sides to be formatted is:

```
DOA.88 = 00 00 00 00 00 00 00 00 00 00
FOA.88 = FD E5 3E 65 EF FD CB 0B 6E FD E1
```

The password is Utility. The utility will format double-sided disks as provided by including (.....SIDES = 2,.....) in the format command line. Radio Shack doesn't acknowledge that double-sided drives exist, but Logical Systems did us a favor when they wrote the operating system. (*John Carroll, Shertidan, WY*)

A: Thank you very much for your information. As you know, the new Model 4D uses double-sided drives, so we should begin to see more applications that take advantage of them. Also, an article in the January 1986 *80 Micro* ("On the Upgrade," p. 40) shows how to upgrade the Model 4P to use double-sided drives.

Q: On my Model 4, the ROM checksums that the MEMTEST program lists are ROM A 9639 and ROM C 2B91, 2EF8, or 2F64. The actual checksums are ROM A 8F46 and ROM C 48BC. This differs slightly from the list in the April 1985 Feedback Loop (p. 16). Because of the many variations, a patch isn't practical, but there's another way to fix MEMTEST.

First, run MEMTEST and copy down all the possible and actual checksums. Then enter Debug and use the F command to modify MEMTEST/CMD. Locate the checksum messages. If you find only one possible checksum, change it using the proper ASCII code for the hexadecimal (hex) digits. If there's more than one possible checksum, change the first one, then change the next 3 bytes to 2E 0D 03.

Now when you run MEMTEST, it will display only one possible and one actual checksum for each ROM. (*Robert G. McSorley, New Bern, NC*)

A: That is certainly one way to customize the MEMTEST program to your computer's particular ROM checksums, and it eliminates the problem of losing that little piece of paper on which you wrote the checksums for your computer.

Q: Periodically, readers ask how to overcome SuperScripsit's aversion to non-Radio Shack printers, specifically Epsoms. Most want to avoid getting compressed print when they choose 10 pitch from the Open Documents option. Here's a patch that does the trick for Epsoms us-

ing SuperScripsit's DW2/CTL printer driver. From TRSDOS ready type in:

```
PATCH DW2/CTL (ADD=BB8D,FIND=0F,
CHG = 12)
```

As you can see, you're changing 0FH (15 decimal, the Epson code for compressed print) to 12H (18 decimal, the Epson code for normal print or 80 characters per line). You can reverse the patch by swapping the find and change values.

In the SuperScripsit manual, the source code for DW2/CTL shows register B loaded with 0EH for 12 pitch. This is 14D, the Epson code for expanded print. For an MX-80 printer you can change this to 0FH (15D) to request compressed print. Yes, I know 12 pitch is 96 characters per line, but I couldn't find out how to set the 16.5 pitch to print compressed font.

If you have an FX-80 printer, you could patch address BB87 to conform to the Epson print code for 96 CPL, elite font instead of compressed font. The patch to change 12 pitch to print compressed font is:

```
PATCH DW2/CTL (ADD=BB87,FIND 0E,
CHG = 0F)
```

The Find and Change values are the same for Model 4 SuperScripsit, but the Add locations are different, BB92 and BB98 respectively.

On another subject, your answer to Wayne Moore's question about blown Model I power supplies (June 1985, p. 17) was correct as far as it went, but you might have told him that he needn't have bought five power supplies. I also hope he hasn't discarded them, because he probably did nothing more than blow the internal fuse, which can be replaced by prying open the case. As I remember, the fuse is a 1-amp pigtail. I may be wrong about the pigtail, but it is a 1-amp fuse unless he has one of the first power supplies built, which have only half-amp fuses. (*Leigh L. Klotz, McComb, MS*)

A: Before you tear apart Model I power supply cases, check under the rubber feet. Some of the power supplies are screwed together instead of glued. It's much easier to get inside that way than by taking a hacksaw to the case.

Q: I have a possible solution to Wayne Moore's power supply problem. I had a Radio Shack power supply that I used for tests on spare boards. One of the internal rectifiers opened up, but the fuse didn't blow. As a result, the transformer was cooked beyond repair.

However, I was able to use two stock Radio Shack transformers, RS diodes, switches, fuses, and so on to make a unit equivalent to two of the RS power supplies with two output connectors—one for the CPU board and one for the interface. I removed from the interface case

the base on which the two RS supplies formerly rested. I mounted my replacement supply on a plastic base that was drilled to replace exactly the old RS base.

I have a switch and an insulated fuse holder on the top of my supply. Everything is dimensioned so that the unit fits the interface exactly. Now, instead of being one power supply short, I have two extra ones available.

The 12-volt and 5-volt potentiometers on the expansion interface and the CPU may have to be adjusted slightly. I was surprised at how close the voltages were before I made slight adjustments (because the source voltages are a little different from those in the RS black box). It's a tribute to Radio Shack's regulator circuits in the CPU and expansion interface. (*Dr. Daniel C. Fielder, Atlanta, GA*)

A: And that should take care of the problem of what to do when National Parts runs out of Model I power supplies. Thanks.

Q: In rereading my December 1984 copy of your magazine, I noticed Charles Steele's inquiry (p. 16) about a problem with Electric Pencil. I may be too late to help him, but since I'm a great fan of the Electric Pencil unit, I feel obligated to respond.

Steele wanted to halt his printer at the end of each page so he could insert a new sheet of paper. You can do this by calling up the printer menu (Clear/P) and invoking the Halt Form command, HFI (the second item from the top in the menu's right-hand column). Each time a Form Feed command appears in the document, the printer will halt. After inserting a new page, you can reactivate the printer by pressing the enter key.

It's important to insert a Form Feed symbol (shift/down-arrow) where you want to end a page. You can use this technique, for instance, to change daisy-wheel type in the middle of a print job.

By the way, Electric Pencil users interested in obtaining supplies and manuals for their units should be aware of the A & J Micro Drive people (1050 E. Duane Ave., Suite 1, Sunnyvale, CA 94086). They are cooperative in every way. (*L.C. Mayrose, Gainesville, FL*)

A: Good old Electric Pencil. Unfortunately, your solution requires that you figure in advance where the page breaks occur and manually put them in place rather than letting EP print the document from beginning to end automatically. But it's certainly better than nothing.

Q: Regarding Daniel Roth's question about other print wheels for the Tandy DWP-210 printer (Feedback Loop, May 1985, p. 14): I've been han-

dling the C.Itoh line in my Radio Shack dealership and just recently noted that their DWP models (A10-30) made by TEC are identical to the 210. So I tried interchanging the wheels and—lo and behold—they worked. If Roth can locate a dealer who sells C.Itoh or TEC printers, he may find a source of different typefaces for his machine. (Dave Hancock, Sonora Video & Electronics, Sonora, CA)

A: Thanks for writing in with your discovery.

Q: You were in error when you answered Howard Eddy's question (Feedback Loop, May 1985, p. 20) by saying that Tandy didn't build Model III computers without an RFI (radio frequency interference) shield. I owned one. As I understand it, Tandy started manufacturing Model IIIs before the FCC changed its rules. I believe that it was legal to make unshielded computers until the new regulations went into effect and that they could be sold even after the regulations were in force, if they were built before the deadline.

Aware of the Model I's TV interference problem, I had waited for the then-new Model III and was assured that it was shielded before I ordered. But the machine produced terrible interference. When I opened up the computer to install disk drives, it was evident that the shield was missing.

If Eddy didn't ask about the shield before he bought the machine, he may well be out of luck. I was told that, in addition to adding a shield, the main board would have to be replaced, since early ones didn't meet later FCC standards. If this is true for Eddy's machine, he might be better off buying another used Model III of later vintage. (Lyman Lyon, Altadena, CA)

A: Thanks for the information.

Q: I have a 48K Model III with one single-sided disk drive and I use DOSPLUS. I have a Tandon TM100-2 drive that was in an upgraded IBM PC. Can I install it in my Model III as a second drive? Do I have to make any special cables? (Doug Algire, Sauk Village, IL)

A: The TM100-2 should work just fine in your Model III. You might check the internal drive cable to see if it has had any "teeth" (the metal connections inside the plastic edge-card connector) pulled. If it hasn't, you can configure DOSPLUS to use both sides of the drive and triple your on-line storage area instead of just doubling it.

If it has had teeth pulled, you need a new cable to access both sides of your drive. Also, to use both sides on a straight cable, you have to set the drive's

internal jumper to DS1 so that it will respond to the drive select for drive 1.

Q: I understand there's a program for the Model III called "Snake" that's comparable to Lotus. However, I haven't been able to find a vendor and hope that you can help. (Alice E. Buckner, Melbourne, FL)

A: The only programs I know of called "Snake" are games. Can anyone help?

Q: I have two double-sided, 40-track drives from my Model I system that I'd like to use with my new Model 4P. But the 4P lacks an expansion slot for additional floppies. Is it possible to add an extension cable so I can use these drives? (Thomas Lareau, Keene, NH)

A: Isn't enough; you have to modify the computer itself. If you are a do-it-yourselfer, check "On the Upgrade," in the January 1986 issue (p. 40). Alternatively, Aerocomp (Redbird Airport, Building 8, P.O. Box 24829, Dallas, TX 75224, 214-339-8324) and The Alternate Source (704 N. Pennsylvania Ave., Lansing, MI 48906, 517-482-8270) will modify your computer for you. Contact them for price information.

Q: I use a 48K Model I. I want to get IBM PC- or XT-compatibility as cheaply as possible and still keep my Model I software. Any help would be appreciated. (Jim Hale, Bellaire, TX)

A: If you want inexpensive IBM PC compatibility, have you considered the Tandy 1000? At \$1,000 it isn't that expensive, and with PowerSoft's Supercross/XT utility, you can readily trade Basic programs and file data back and forth.

Q: I've had several Model II Basic program files transferred to 5¼-inch disks, and I'd like to run them on my Tandy 1000. Could you tell me if a conversion program exists? (Rene Alcega, Hato Rey, PR)

A: I don't know of any program designed to translate Model II Basic programs to run under GW-Basic. The closest I can come is the software package from PowerSoft (17060 Dallas Parkway, Suite 114, Dallas, TX 75248, 214-733-4475) called CNVBASIC (\$29.95), which converts Model I/III programs to MS-DOS Basic. It might just work, because the differences between Model II and Model III Basic aren't great. ■

Terry Kepner is a free-lance writer and programmer, and an associate editor of 80 Micro magazine. He has been writing about microcomputers since 1979.

Circle 427 on Reader Service card.

T.K.O. Four powerful functions to complement your every activity! T.K.O. is a terminal/modem program, screen-oriented line editor, print spooler and macro-key utility that can be called from just about any program. Just think, you can leave BASIC, dial up a BBS, jump a listing to the printer, grab a line of text from the screen and return to BASIC without losing a stitch. We can only hint at the power of T.K.O., you owe it to yourself to give it a try today! (for Model 4/4P/4D with TRSDOS 6.2x)

check here to order T.K.O. @ \$69.95

new! **direct** The DOS assist that makes using your Model 4/4P/4D a snap! Just a few short keystrokes and you can select one or more files that can be Executed/Renamed/Listed/Removed and Copied at the touch of a key! Then there's a unique feature that lets you type in more than one DOS library command on the same line and that's only a few of the features that are provided in this impressive utility! For fast relief from the headaches of dealing with TRSDOS 6.2, take "DIRECT" relief from SOTA Computing Systems Limited

check here to order DIRECT @ \$59.95

NEW **day by day** If what you need is a professional appointment/calendar program, here's a full featured, economical alternative to those expensive and awkward multi-function utilities like DESKMATE. Day-by-Day is the practical choice for users who want to use their Model 4/4P/4Ds to help organize their busy schedules. With features like auto-reminders, an address book, and printer options, you'll find all the power you could ever want in this well-crafted application. Start doing things everyday with Day-by-Day

check here to order DAY-BY-DAY @ \$59.95

TRS cat At last there's a disk catalogue program for the Model 4/4P/4D. End the frustrating hours of searching for disk files and turn your file cataloging chores over to TRScat. The program includes options for saving, loading, viewing, and sorting files as well as options for preparing printouts of your sorted files. Don't waste your valuable time any longer, order TRScat for your computer today!

check here to order TRScat @ \$39.95

fast80 BBS The best BBS for the Model 4/4P/4D just got better! **fast80** now supports 300/1200 baud operation and is compatible with every Radio Shack direct connect auto-answer modem (Hayes and compatibles too)! With minimum disk access, lightning fast response, hard drive compatibility, and a large message and user base, **fast80** is the BBS of choice for the discriminating SYSOP. (Requires 128K and runs with TRSDOS 6.2x or DOSPLUS 4.x) Try before you buy! Call the SOTA BBS at (604) 688-5061 • 24 Hours a Day

check here to order fast80 (2nd Edition) @ \$79.95

NEW • VERSION 2 • NEW No other FORTH has such features at such an affordable price. Includes a complete string handling package, floating point math, screen editor and beginner's tutorial. With FORTH from SOTA you can run in native (direct disk) or DOS (DOS file) mode. You can easily create /CMD files too! No royalties or site licensing required - for all the programming power you wish you had - order FORTH from SOTA today

check here to order FORTH @ \$149.95
choose 1 of: OMModel I OMModel III OMModel 4/4P/4D
DCP/M (Ver 2.x) DCP/M Plus (Ver 3.x)

microZap **check here to order @ \$49.95**
The ultimate disk zapping utility for the Model 4/4P/4D. Runs with TRSDOS 6.2x or DOSPLUS 4.x and will read Model I-III-4 and CP/M sectors, single or double density, one or two sides. 35 to 80 tracks.

designe **check here to order @ \$39.95**
A must for the Model 4/4P/4D BASIC or Assembly Language Programmer. Create imaginative screen displays using **designe's** powerful screen editor - then let **designe** prepare source files to reproduce your art

HOW TO ORDER:
INSTRUCTIONS: Check off the products you wish to order and remit this ad together with the total amount (US Funds). We accept payment by check, money-order, VISA or MasterCard (if paying by charge card please remember to include your card number and expiry date). Prices include shipping. Purchases orders welcome but are subject to a \$5.00 handling fee. Prices are higher outside the U.S. and Canada - write for details.
MOST IMPORTANTLY • DON'T FORGET TO INCLUDE YOUR FULL NAME & ADDRESS WITH YOUR ORDER

ORDER TODAY 213-1080 Broughton Street
Vancouver, B.C.
Canada • V6G 2A8

Order by Mail or Phone
(604) 688-5009

MasterCard VISA

SOTA Computing Systems Limited

TRS-80 & TRSDOS are registered trademarks of Radio Shack



MONTEZUMA MICRO

PRESENTS

WOW!
ANOTHER
NEW
PRODUCT
FROM
MONTE

MONTE'S TOOLKIT

\$49

REQUIRES: Montezuma Micro CP/M® 2.2 version 2.21+

Monte's Toolkit is a collection of utilities that will prove useful to every owner of Montezuma Micro CP/M (you all are owners, aren't you?). It's a disk full of programs that perform functions that are difficult, cumbersome or expensive to do any other way. Monte has tried, in his own way, to briefly explain each function for you below. Read on and be saved.

DOUBLECROSS® allows unlimited file transfers between CP/M®, IBM-DOS and Model 3/4 LDOS® /TRSDOS® with unsurpassed ease and speed. In fact, you can move just about anything from any disk to any other disk but you might have to make changes for program operation. Lotus 123® just flat won't run on your Model 3 and I doubt that you could ever modify Scripsit® enough to run on the IBM. Simple menu guide you through the operation with minimal keystrokes. Just tag the files you want in the directory display and go. You won't get doublecrossed with **DBLCROSS**.

FREEFORM™ formats and backs up Model 3/4 LDOS/TRSDOS and IBM MS & PC-DOS (versions 1.x, 2.x and 3.x), both single side and double side plus there is a special "clone" copy when you just don't know or care what you have. Just insert a disk and copy away. All you have to know about the disk is how to get it into the drive. The Analysis feature lets you look at and print the actual structure of a disk - even the ones with "funny" formats.

WSPR lets you print to almost any printer using almost any control code. It's nearly magic and does a whole lot more than I can talk about here including letting you print *anything* your printer can print.

FILEFIX® gives you the ability to "fix" your "files" by adding line-feeds when your files are going from CP/M or IBM-DOS to LDOS/TRSDOS or take them away if you are transferring the other way. You can remove the control codes from a WordStar® document thereby converting it to a non-document file. The fix will also fix up Scripsit files so they can be used by CP/M and IBM-DOS based wordprocessors (you know - the real ones). All this is accomplished with the use of simple menus and boy, it is fast.

SYS2M requires 128K and our CP/M. The CCP and the BDOS are moved to drive M and the BIOS is modified to allow a Warm Boot from Drive M. So what you say. Well, you still have to have a disk in drive A but it no longer has to have the CP/M system resident. It can be anything. This little jewel copies frequently used programs to drive M and searches there first for all program requests resulting in much faster program loading. Slick isn't it?


AUTO is a little goodie that lets you issue multiple commands from the command line. Eliminates the *pain* of Submit. As in all the other parts of **MONTE'S TOOLBOX**, complete and comprehensive instructions are included and it's available right now.



MONTEZUMA MICRO

PRESENTS

MONTE'S WINDOW™



WINDOWS ON YOUR MODEL 4!

TAKES NO USER RAM!



Pop Up Menus!



\$49

Easy to Use!

REQUIREMENTS
Montezuma Micro CP/M version 2.21+
128K RAM
Model 4 or 4SP
11.11.11 Ever

A touch of the keyboard opens a window in your screen for - a Note Pad, an Appointment Calendar, a Calculator, even a Mini Data Base. All yours for just \$49! Need RAM? Monte's Christmas gift to you - 64K and the window, both for \$99!

Once Upon A Time,

Monte Zuma, our Founder, President and King, has always had trouble keeping his desk organized. The Sidekick™ from Borland International would solve the problem, but alas, it was not available for CP/M®. So Monte asked his favorite nephew, the legendary LaMont E. Zuma (distant cousin to Rondo Talbot, a direct descendant of Monte Zuma himself) to work on the problem as best he could during recess at the home. LaMont, a true legend in his own time, really outdid himself this time. A touch of both shift keys halts your application program in its tracks and up pops **Monte's Window™** ready to use. What could be simpler? Put an end to the fumbling and pawing around the pile of papers on your desk. You will find **Monte's Window™** indispensable. When you are finished, break back to your application program and it resumes without error. **Monte's Window™** is truly a breakthrough. See for yourself - Look through **Monte's Window™** on your Model 4. How did you ever get along without it? See the page opposite for order information. **Monte's Window™** is available right now.



MONTEZUMA MICRO

PRESENTS

MONTE'S BASIC

Your TRSDOS BASIC (01.01.00) will work the same, for the most part, under CP/M as it does under TRSDOS. However, for the most part isn't good enough. But, with some changes provided by our **BASCON**® program, you can be 100% compatible with the standard BASIC used with CP/M. True, you lose some of the TRSDOS BASIC features while gaining new features such as FILES, NULL, RESET, etc. **BASCON** alters your TRSDOS BASIC, which was included with your Model 4 when you bought it, so that it will function under CP/M. You must have the unaltered original TRSDOS BASIC as above in order to convert with **BASCON**. The program operation is fully automatic and quick. The resulting BASIC runs any CP/M 2.2 BASIC program that previously required MBASIC™. Programs written for TRSDOS BASIC may require modification to run correctly under the converted BASIC. Fully compatible with MBASIC. We even provide for additional documentation that is keyed by page number to your TRSDOS BASIC manual. **MONTE'S BASIC** is available right now.

\$49

© Copyright 1985 by Montezuma Micro. All Rights Reserved.

CP/M...The Software Key That Unlocks Your Model 4

CP/M is the standard 8-bit Z-80 operating system and many thousands of programs have been written to run under this system. With Montezuma Micro's CP/M you can run these programs on your Model 4/4P. Think about all those nationally known programs you've wanted to use. Programs like WordStar; dBASE II; SuperCalc; MultiPlan etc. With our version of CP/M 2.2 all those public domain programs on bulletin boards across the USA are available for free downloading. CP/M is the missing link that joins all this software to your Model 4/4P. Montezuma Micro's CP/M comes ready to use and requires no hardware modifications. This product has been awarded the best and highest ratings in the reviews and we are continuously improving it with you in mind. With our CP/M you get more than just a DOS. You get the other half of your Model 4/4P.

AVAILABLE NOW FOR IMMEDIATE SHIPMENT – Less Hard Disk Drive Support..... \$169
Optional Hard Disk Drive Support \$ 30

(Radio Shack 5M, 12M, 15M, 35M • Aerocomp/Percom 5M, 10M, 15M, 30M • Bi-Tech 5M, 10M, 11M, 15M, 20M, 30M, 40M)

FEATURES

- Full range of floppy drive support. Dual-head and/or 80 tracks.
- Optional hard disk support allows positioning and selective assignment of logical drives. Easy backup routine.
- Memory drive allows the use of the other 64K RAM bank on 128K machines.
- Modem 7, a powerful public domain communications program furnished at no charge, allows for file transfer and remote database access such as CompuServ and The Source.
- CONFIG is our flexible utility that allows complete control of all operating parameters from menus. Format, read and write more than 30 different manufacturer's disk formats with more being added rapidly.
- Disk Utility Program allows fast format, backups and verifying of ours and other manufacturer's disks.
- These CP/M utilities are included: ASM; DDT; DUMP; ED; LOAD; MOVECPM; PIP; STAT; SUBMIT; SYSGEN; and XSUB.

WHY BUY OURS?

| | MONTEZUMA MICRO | RADIO SHACK |
|--------------------------------|-----------------|-------------|
| Transient Program Area (TPA) | 55K | 52K |
| Bytes free in MBASIC | 30,776 | 18,488 |
| Bytes free of formatted disk | 196K | 160K |
| 64K Memory drive | YES | NO |
| Double-Side/80tk drive support | YES | NO |
| Format, read/write other | | |
| CP/M formats | YES | NO |
| Communication program included | YES | NO |
| Share HD with TRSDOS/LDOS | YES | NO |
| Assign multiple drives to HD | YES | NO |
| Boots from Hard Disk (4P) | YES | NO |
| Popular terminal emulation | YES | NO |
| User defined function keys | 9 | 3 |
| Timely product support | YES | NO |

128K MEMORY UPGRADE

Our upgrade kit includes 64K RAM, a genuine PAL chip and instructions for installation. This kit will upgrade your 64K Model 4 to 128K and allow the use of our MEMLINK program and the TRSDOS 6.x MEMDISK. Guaranteed 1 year.

A BARGAIN AT ONLY \$74 Model 4
\$64 Model 4P – No PAL

This popular software is available for the Model 4/4P using our CP/M.

- WordStar** Fast memory-mapped version 3.3 \$250
- MailMerge** Multi-purpose file merging program ... 125
- SpellStar** 20,000 word proof-reader on a stick 125
- StarIndex** Creates indices and Tables of Content... 85
- DataStar** Data entry and retrieval is yours 175
- ReportStar** Report generator and file manipulator.... 150
- InfoStar** The above two programs..... 300
- dBASE II** with Disk Tutorial..... 385
- CBASIC** version 2.8..... 85
- TURBO PASCAL** by Borland. This is the one..... 45

ORDER INFORMATION

Call now and your order will be shipped immediately. We accept American Express, MasterCard and Visa plus we ship COD (cash or cashier's check only). Credit cards are not charged until your order is shipped. Add \$4 shipping per item on orders within the 48 states. Suitability of the software is the responsibility of the purchaser as there are **NO REFUNDS**. Defective items will be replaced upon their return, postpaid.

ORDER NOW ... TOLL FREE

800-527-0347
800-442-1310

The Toll Free lines are for orders only.
 Specifications subject to change without notice.

CP/M is a Trademark of Digital Research, Inc.; Interchange and Memlink are Trademarks of Montezuma Micro. TRS-80 is a Trademark of the Tandy Corporation; WordStar, MailMerge, SpellStar, StarIndex, InfoStar, ReportStar, DataStar, SuperSort and CalcStar are Trademarks of MicroPro International Corporation. Multiplan is a Trademark of Microsoft.

Copyright Montezuma Micro 1984.



MONTEZUMA MICRO

214-339-5104
 Redbird Airport, Hangar #18
 P.O. Box 32027
 Dallas, Tx 75232

"WE KEEP YOU RUNNING"



\$99

**SALE EXTENDED
BY POPULAR DEMAND**

You've been seeing this ad for years.
Now come join us in the fun!
The PRODUCER is three years old
and we're
throwing
a spectacular
half price
birthday party!

The PRODUCER
Winner of
★★★★★
FIVE STARS
in 80 MICRO Magazine's
Software Review



The PRODUCER Professional Program Writer

Beginners can program with no experience necessary.
Professional programmers can save days and weeks of time.

You can quickly create programs
to manage such things as
mail lists, personnel records,
inventory control, catalogs,
loan calculations, schedules,
personal finances.
The only limit
is your imagination!

**THE PRODUCER
CAN SAVE YOU MONEY!** Why buy
expensive data base programs that never
quite do what you want. The PRODUCER
can write all your data storage and
retrieval programs for you - quickly,
easily, and to your exact specifications.
Investing in The PRODUCER is money
saved over and over again.

**THE PRODUCER
CAN SAVE YOU FRUSTRATION!** No
more frustrating dependence on
inadequate software that someone else
packaged for mass consumer use. With
The PRODUCER you can design and
write custom software to meet your exact
needs. You can become a programmer
even though you have no previous
programming experience. The
PRODUCER helps you plan what you
want and then writes all the code for you at
the push of a button.

**THE PRODUCER
CAN SAVE YOU TIME!** What formerly
was impossible for novices, can now be
done with ease. What formerly took
professional programmers days and
weeks, can now be accomplished in
minutes. After a few hours going through
The PRODUCER's easy-to-follow Tutorial,
you will have an incredible time-saving
tool at your fingertips. Most PRODUCER
users testify that they can create complete
programs from start to finish in as little as
fifteen minutes. You will soon be
wondering how you could ever have done
without The PRODUCER.

WITH THE PRODUCER YOU CAN ENJOY THESE OUTSTANDING FEATURES

- An easy-to follow tutorial that takes you step by step through The PRODUCER process. It's all you need to get started and even lets you create an actual program as you learn.
- The best screen generator available anywhere. You have full screen control including graphics. You can add, insert, delete and move blocks of text on screen or between screens.
- Full support for all math functions, including subtotals and global calculations.
- A B-Tree file structure, that gives extremely fast access to data, allows global search and replace, data entry by batch mode and automatic file rebuilding.
- The **Freeloin Report Generator** provides amazing versatility to design text placement, interfiled calculations and formats. You can even print reports on your standard forms.
- Full editing control at all times. You can easily edit and refine at any point, including the finished program, without having to start over. That's a feature not found on other products. The screen generator lets you experiment, rearrange, "cut and paste" between trial screens and change your mind any time you wish.
- A fully indexed reference manual of over 200 pages gives you complete technical support at your fingertips. You may never need to read it, but it is all there just in case.
- Outstanding technical support. Your PRODUCER package comes with four free issues of The PRODUCER quarterly newsletter. And should you ever need direct technical assistance, you may call a Producer Software technician for free counsel and trouble shooting.
- No payment of royalties. That's right. Provided you give proper credit, you may sell PRODUCER generated programs without paying royalties. Finished programs do not need the original PRODUCER system disk to run, so they are easy to duplicate and distribute. The PRODUCER can put you into the programming business for friends and associates.

★★★★★
"The longer I used The Producer, the more impressed I was. After only one month, it had found a place among my most often used software."
Hardin Brothers
Reviewer, 80 Micro

"The Producer is an excellent package, capable of doing everything I wanted it to."
Hardin Brothers
Reviewer, 80 Micro

"The Producer will allow you to develop a data base program in a couple of hours that would take months to program and debug by hand."
Charles Knight
Reviewer, Basic Computing

"The Producer is certainly one of the better buys in today's software marketplace."
Charles Knight
Reviewer, Basic Computing



TRS-80 Models
I, III, IV, 4-P
Requires 40K 2-Disk Drives

~~\$199.95~~

1-800-433-5355

Texas 214-456-0074

Ask about DATA SHUFFLER
All purpose Sort/Merge program.
\$14.95

We accept money orders, cashiers checks,
VISA, MasterCard and American Express.

Producer Software P.O. Box 1245 Arlington, Texas 76004

Please specify which TRS-80 you
use. TRS-80 Model I, III or IV

SPECIAL!
The Producer & Data Shuffler
just \$125 When purchased together.
Save \$110!

*
Call Orders
Toll Free
1-800-433-5355

Now
just
\$99

Add \$5 shipping
\$20 International

ANNIVERSARY SALE

Up and Away: Tandy's MS-DOS Line Takes Off

Tandyland

Despite Tandy's 33-percent crash in profits in fiscal 1985, chairman and CEO John Roach is predicting a 30-percent jump in profits for 1986. The reason for his optimism? The Tandy 1000 primarily, which industry observers say is outselling all comers in the PC-clone market. Icing the cake and sweetening Roach's outlook for 1986 are early sales of Tandy's PC AT clone, the Tandy 3000. In late December, Tandy could barely keep enough units on the shelves.

The good news couldn't come too soon for Tandy's computer division, the only area of the company to lose money from fiscal 1984-1985. Every product class in the Tandy/Radio Shack line increased profits during that period, except microcomputers, which posted a 3-percent decline. Warehouse shipments of microcomputers, software, and peripherals were down worldwide by 3 percent as well (see the Table). Although the Model 4 line held off competition from MS-DOS machines in 1985, the situation is certain to be different in 1986 as the Tandy 1000 gains in popularity (see Photo 1).

The introduction of the Tandy 1000 and 1200 compounded the computer division's problems by drawing sales away from the Tandy 2000, the company's first offering in the MS-DOS field. Combined with a sharp decline in raw materials prices, the competition among products led Tandy to concede a major profit loss by writing off \$33 million in computer inventory.

The market-share numbers game finally got under the skin of Tandy executives in December. The success of the Tandy 1000 in the PC-clone market has them proclaiming, "We're number 1." If that's true, number 2 must be Compaq Computers of Houston, which has led the PC-clone market since the introduction of MS-DOS.

Tandy has become concerned about its share of the education market. Al-

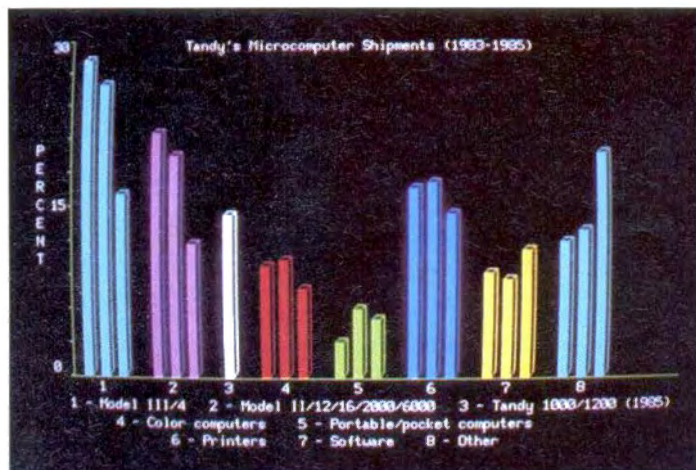


Photo 1. Tandy's worldwide microcomputer shipments (fiscal 1983-1985).

though Tandy and Apple each held 30 percent in 1983, Tandy's share slipped to 17 percent in 1985. In the same period, Apple's share grew to 55 percent. Tandy's fragmented system base is responsible for the decline in market share, according to the New York-based research firm Talmis, a department of Link Resources.

Tandy supports four systems for the education market: the Color Computer, the Model III, the Model 4, and the Tandy 1000. Marketed as an inexpensive means of installing MS-DOS capability, the 1000 has become the leader of Tandy's current educational offerings. This spring, the company will try to regain a substantial share of the education market with a new campaign emphasizing the Tandy 1000's low price and Apple compatibility.

Apple compatibility? That's right. Diamond Computer Systems of Los Altos,

CA, has redesigned its Trackstar Apple II Plus emulator board to run in the Tandy 1000's shorter expansion slots. The company is also working on Apple IIe emulation for the board, which should be available by the time you read this report. Tandy is promoting the products to schools that already have an investment in Apple computers, and to those that have Tandy 1000s but want to take advantage of Apple educational software.

Tandy is also offering a trade-in on Apple computers towards the pur-

chase of a Tandy 1000. For each Apple traded, the company will credit \$200 towards a new 1000—an appealing deal for educators who, for an unbeatable price, can install an MS-DOS machine and retain use of their Apple software.

You might have noticed Tandy's advertising blitz in the last quarter of 1985. The \$20 million campaign bought television time for Radio Shack during the Christmas buying season, and also involved print ads in a variety of publications, including *The Wall Street Journal*, *Business Week*, *Forbes*, and *Newsweek*.

According to the advertising research firm Communications Trends, Tandy spent \$77 million on computer advertising during fiscal 1985. If the recent blitz is any indication, the company appears certain to equal or surpass that amount in fiscal 1986.

| Product class | 1985 | 1984 | 1983 | 1982 | 1981 |
|-------------------------------|------|------|------|------|-------|
| Radios, phono, video | 9.4% | 8.6% | 8.6% | 9.4% | 11.6% |
| CBs, walkie-talkies, PAs | 5.7 | 5.5 | 4.9 | 6.0 | 6.8 |
| Audio, tape recorders | 18.5 | 17.8 | 18.2 | 21.5 | 25.4 |
| Electronic parts, batteries | 11.9 | 12.1 | 11.9 | 13.0 | 13.8 |
| Toys, antennas, calculators | 12.7 | 11.9 | 12.5 | 12.0 | 14.1 |
| Phones, intercoms, pagers | 10.4 | 10.5 | 9.3 | 7.4 | 6.5 |
| Micros, software, peripherals | 31.4 | 33.6 | 34.6 | 30.7 | 21.8 |

Table. Tandy's worldwide warehouse shipments (fiscal 1981-1985).

Of the 11 million stockholders who trade actively on the major exchanges, over 20 percent own computers. That's the figure cited by Lawrence Silberstein, whose company, Investment Technologies Inc., is teaming up with Radio Shack to offer an on-line investment service called Vestor. The service provides information that allows stockholders to analyze investment alternatives from their homes.

Carroll Reeves, Tandy's director of commercial sales, says, "We've been experiencing an increased demand for financial and investment-oriented software and services in our retail computer centers. We believe this new [service] will be an important factor in realizing the growth potential for PCs in the home."

MicroTrends

Tandy ranks number 2 in American classrooms and holds an 18-percent share of the education market, according to the market research firm Quality Education Data Inc. (QED) Apple owns the first-place ranking with a 50-percent market share, while Commodore comes in third, only 5 percentage points behind Tandy (see Photo 2). Of the 93,783 microcomputers counted in a QED survey, 47,206 were Apple computers, 16,514 were Tandy/Radio Shack, and 120,174 were Commodore. IBM accounted for 2,411 units. The remainder were manufactured by Franklin, TI, Atari, and other microcomputer vendors.

Events have not been breaking well for Digital Research Inc. (DRI). First, IBM pulled out of an agreement to support GEM, DRI's graphics operating environment (see Pulse Train, January 1986, p. 21). Then Apple Computer threatened a lawsuit, charging that GEM looked too much like the Macintosh operating system and therefore violated Apple's copyright.

Though it denied the charge, DRI decided to settle out of court in what its president and CEO John Rowley called "the spirit of compromise." To make amends, DRI paid Apple an undisclosed amount of cash, changed its advertising strategy for the GEM line of products along with the on-screen look of the program, and agreed to provide Apple with software-development help.

Though not the best way to strike a deal the affair might have a silver lining for DRI. Referring to the development agreement, Rowley said, "We took that [as] a positive step toward future work.

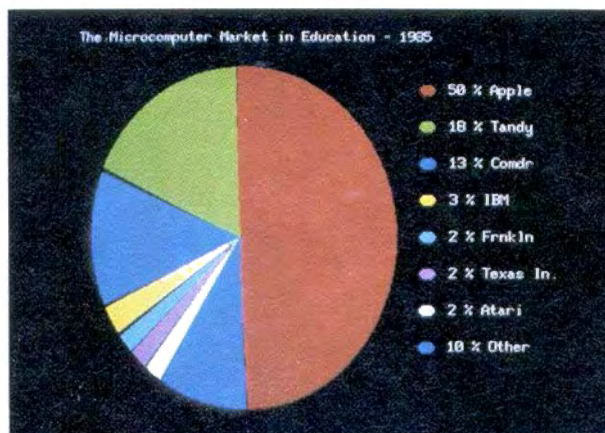


Photo 2. Microcomputers' share of education market in 1985.

We are looking forward to a strong OEM [original equipment manufacturer] relationship with Apple."

Hot Item

According to reports in the Jan. 21, 1986 issue of PC Week and on CW Newsnet, IBM's new laptop computer will be called the PC Convertible. Already, IBM has won a lucrative contract from the Internal Revenue Service (IRS) for delivery of 15,000 of the MS-DOS laptops this year.

Though IBM had not officially announced the laptop at the time this column went to press, there was information available about its features. The operating system is an IBM-produced DOS shell that includes a set of utility programs containing most of the functions of Borland International's popular SideKick program. The only thing missing is the ASCII hexadecimal table.

The system hardware is based on the Intel 80C88 microprocessor and houses 512K RAM running MS-DOS 3.2. Much to my surprise, the screen is an 80-column by 25-line liquid crystal display (LCD). I was betting that IBM would use Planar Systems' new high-contrast electroluminescent display (ELD), which offers improved readability over LCDs (see Pulse Train, March 1986, p. 20). The unit uses 3½-inch Sony floppy drives mounted below the flip-up LCD. Optional features expected to be announced are a separate, standalone 3½-inch drive and an ELD. Other options might include snap-on modules called "slices" that contain additional memory, a direct-connect modem, and a thermal printer. The 15-pound unit also has a carrying handle that runs the length of the keyboard. So far, one detail that hasn't leaked out is the laptop's price.

Consumers can expect a barrage of Charlie Chaplin commercials featuring the Little Tramp in a 1957 Chevy con-

vertible, advertising sources say. The TV spots are intended to make consumers identify the laptop with the classic automobile's image of freedom and versatility.

Competing bidders for the IRS contract raised objections over the agency's decision when it became apparent that IBM might win. At issue was the fact that the IBM machine was not available as an off-the-shelf product at the time the contract was signed. Federal regulations require off-the-shelf availability for government purchases.

Representatives from Zenith Data Systems, Kaypro, and Tava, USA voiced concern about the matter, but agreed that if IBM introduced a product and gave the IRS a better price, then all was fair and square. The loudest protest came from Tava's Jim Turner. "I don't think it's fair to allow IBM to come in and build a product in light of the off-the-shelf requirements," Turner said in an interview with PC Week. "That's probably grounds for a protest, but I don't know if we'll do it." Tava produces an 80286-based portable.


The contracting officer with the IRS's Office of Contracts and Procurement said the off-the-shelf requirement did not preclude consideration of prototypes in order to ensure purchase of state-of-the-art technology.

Other vendors have adopted a wait-and-see stance pending IBM's actual product announcement and introduction. They will consider filing formal protests if they can demonstrate that their product offerings were superior to IBM's or that their bids were lower.

Parents who have difficulty discussing sex with their children might turn for help to a new software product called Intracourse. No, this is not an April Fool's joke. Intracourse is a real program designed to run on MS-DOS computers. Featuring an on-line sex dictionary, the program allows users to converse with their PCs and obtain information about such issues as group sex and the effects of drug use on sexual behavior.

Developed and marketed by Intracorp Inc. of Miami, FL, the software was introduced last November at a Comdex press conference hosted by self-help consultant Dr. Joyce Brothers. According to Dr. Brothers, the program is not intended as a substitute for professional therapy. Users who indicate behavior that the program considers odd are prompted to seek human counseling, she noted. ■

TRS-80 AND IBM-PC Word Processing Program



Computers Supported
 IBM-PC
 IBM-XT
 Tandy 1000
 Tandy 1200
 Tandy 2000
 Model 4
 Model 2
 Model 12
 Model 16
 Modem 4 CP/M
 Model 2 CP/M
 Max-80
 LNW

ONLY
\$129.95

"I'd say that LeScript comes the closest to being the right word processor for the largest number of people."
 (80 Micro, November 1985)

CP/M
& IBM
Versions
\$199.95

- 80 x 24 DISPLAY using TRSDOS 6 or any MODEL III DOS.
- Built-in FORM LETTER and MAIL-MERGE capabilities.
- Built-in HELP SCREENS.
- 55 separately programmable MACRO FUNCTION KEYS.
- Performs PROPORTIONAL-SPACE right-margin justification on over 120 different printers (all drivers included FREE).
- Integrates with ELECTRIC WEBSTER spelling checker.
- Keyboard entry and printing of 31 European Characters and special symbols.
- IBM-PC, XT, Tandy-1000, Tandy-1200, Tandy-2000 versions for color or Monochrome, now only \$199.95.
- MODEL 2/12/16 versions now available for TRSDOS 2.0, TRSDOS 4.2 and CP/M. \$199.95.
- LeScript also available to run on TRS-80 MODEL I, MODEL III, LNW-80, LNW-TEAM (80 x 24), Holmes VID-80 (80 x 24), and Lobo MAX-80 (80 x 24). \$129.95

CALL 1-305-259-9397

ANITEK

ANITEK SOFTWARE PRODUCTS
 P.O. BOX 361136 □ MELBOURNE, FL 32936



FREE SHIPPING WITHIN THE U.S.; OUTSIDE THE U.S. ADD \$10.00 FOR SHIPPING.
 FLORIDA RESIDENTS ADD 5% SALES TAX. ALL ORDERS PREPAID BY CHECK,
 MONEY ORDER, CREDIT CARD OR C.O.D. Circle 141 on Reader Service card.

FREE

TRIAL-SIZE DISK OFFER

Fill out and return this coupon to receive a free trial-size copy of the LeScript word processing system - a \$25.00 value.

Name

Address

City State Zip

Telephone

My system is

- | | | |
|--------------------------------------|--|--|
| <input type="checkbox"/> Model I/III | <input type="checkbox"/> Holmes VID-80 | <input type="checkbox"/> CP/M LNW-TEAM |
| <input type="checkbox"/> Model 4 | <input type="checkbox"/> Model II | <input type="checkbox"/> CP/M VID-80 |
| <input type="checkbox"/> MAX-80 | <input type="checkbox"/> CP/M Model 4 | <input type="checkbox"/> TANDY-2000 |
| <input type="checkbox"/> LNW-TEAM | <input type="checkbox"/> CP/M MAX-80 | <input type="checkbox"/> IBM PC |

Send to ANITEK • P.O. Box 361136 • Melbourne, FL 32936

We have a complete line of the finest software available for only

\$29.95 each

INTRODUCTORY OFFER

(or order any three packages and pay only \$75.00)

Look at all of the features which our packages include!

You will discover that software doesn't have to be expensive to fill all of your needs. Our software runs on the IBM PC, XT, AT, PC Jr. and true compatibles. The accounting packages and WindowMaster require two floppy disk drives or a floppy disk and a hard disk drive.

THE General Ledger:

- Verifies all data input
- Totals entries to check balances
- Supports multiple departments or profit centers
- Proofs input data onto paper for auditing
- Lets you specify recurring journal entries
- On-line inquiry for account status
- Reports include: Income Statement, Balance Sheet, Chart of Accounts, General Ledger Report, Accounts Distribution Report, Trial Balance
- Prints Financial Statement in flexible, user-defined format

THE Accounts Payable:

- 5 transaction types: Release, Hold, Void, Prepaid and Credit Memos
- Access invoices for payment or inquiry
- Priority status or projected payment date available for each voucher
- Maintains numeric control over checks
- Complete payment information on voucher stub checks
- Computes discounts
- Writes automatic payables schedule
- Automatic vouchers for recurring items
- Allows partial payments
- Reports include: Aged Trial Balance, Two Pre-check Reports, Aged Cash Requirements, Vendor History Report, Check Register, Checks, Summary of Accounts Distribution Vendor List, Account List

THE Accounts Receivable:

- Balance forward or open item billing
- Automatic computation of late charges or interest rates
- Handle cash, C.O.D. or credit customers
- Specify any 3 invoice aging periods
- Print statements at any interval
- THE A/R posts cash receipts or invoices to customer accounts, types customer statements and reminder notices, and organizes and prints management information reports
- Automatically records recurring charges
- Reports include: Aged Trial Balance, On-Line Enquiry, Batch Proof, Accounts Distribution Report, Customer Statements, Customer Lists, Invoice & Cash Batch Proof, General Ledger Update
- Optional dunning letters

THE Order Entry:

- Processes invoices singly or in batches
- Up to 99 lines items per order
- Held (unshipped) items are marked on the Order Report
- THE O/E system automatically shows customer credit rating
- Each invoice depletes THE Inventory automatically
- Sends accounting transactions to THE Accounts Receivable
- Assign separate line item amounts to independent sales and receivables accounts
- Checks stock quantities in THE Inventory and notifies you when back orders are required
- Stock depletions will be automatically reported in THE Inventory
- Detailed invoice information
- THE Order Report provides urgent information on every order

THE Inventory:

- Perfectly suited to retail environment
- Simple transactions for: addition, deletion, alteration and examination
- Complete current statistics on each inventory item
- Activity statistics for current or to-date period
- Instant on-line inquiries
- Optional hard copy record of all inventory transactions for auditing
- 13 digit, user-definable alphanumeric part number
- 30 character description field
- Reports include: Activity Report, Valuation Report, Auditability Proof, Reorder Report, Item List, and Item File Print

THE Payroll:

- Handles any combination of weekly, biweekly, semimonthly & monthly pay schedules
- Define up to 20 earning or deduction categories for all employees
- Assign any 8 categories for each employee
- Accountants can perform after-the-fact payroll processing
- Prints information for government reports
- Salary expenses can be distributed to different departments, branches or profit centers
- System includes safeguards and verification procedures
- Reports Include: Company History, Pay Transaction Proof, Calculations Proof, Employee History, Employee Master List, Check Register, Payroll Journal, Vacation report, 940 & 941 Reports, W2 Forms, & Prints Checks
- Of course, THE Payroll calculates payroll including Federal & State taxes, prints checks, allows hand written checks, lets user maintain tax tables and keeps an extensive employee payroll history

THE Name & Address System:

- Create name & address files
- Print mailing labels
- Sort files by up to 4 items
- Search or sort by match or range
- Print a report of a NAD file
- Merge files
- 88 character open reference field
- Sort by any character in reference field
- 10 number zip code

THE Spreadsheet:

- On-line tutorial
- Cut & paste multiple spreadsheets
- Format: Global, Column, Row, Entry
- Arrays: Copy, Replicate, Move, Insert, Delete, Blank
- Labels: centered, right or left justified
- Variable cell width
- 2 Windows to view separate areas of worksheet
- 20 special math functions
- Manual or automatic recalculation
- Complete glossary of spreadsheet terms
- Maximum spreadsheet size: 255 Rows x 64 Columns
- Variable print formatting options
- Simple editing functions
- Status on contents of any cell
- Set hold on any row or column to prevent scrolling
- On-line help

THE Wordprocessor:

- On-line help
- Powerful editing: Erase, Copy or Cut & Paste characters, words, sentences, lines, paragraphs, pages, or user-defined blocks of text
- Automatic word wrap-around (may be turned off)
- User-defined page breaks, soft hyphen, tab, indent and margin settings
- Proportional & justified printing
- Global Search & Replace, Automatic & Examine
- Optional command character viewing
- Superscript and subscript
- Phrase files for boilerplate
- Print bold, centered, underline
- Edit ASCII files
- Right or left justification
- Hyphenation

THE Mailmerge:

- Integrates THE Wordprocessor & THE Name & Address System
- Mass mailings
- Specialized mailings to select groups in your Name & Address System.
- Can read A/R customer file, A/P vendor file and payroll employee file so you may send customized Wordprocessor letters

WindowMaster:

Our windowing system lets you integrate your application programs. You can run up to 7 applications simultaneously. Run THE Payroll and print checks while you are using THE Wordprocessor. Or enter orders with THE Order Entry while THE Spreadsheet performs a lengthy calculation and THE Mailmerge prints letters for a mass mailing. The simple interwindow transfer feature allows you to pass data from one application to another. The powerful keyboard enhancer lets you program keys on your keyboard to perform special functions which would otherwise require many keystrokes. You can also redefine keys. WindowMaster integrates your IRE applications and enhances your computer.

CALL TODAY TOLL FREE:

1-800-227-2400

Ask For Extension 931

In California:

1-800-772-2666, Ext. 931

(Lines Open 24 Hours, 7 Days a Week)

FOR MORE INFORMATION CALL:

(415) 268-1435

ACCOUNTING PACKAGES: FULLY INTEGRATED OR STAND-ALONE WITH COMPLETE AUDIT TRAILS

Indian Ridge Enterprises, Incorporated

508 Second St., Oakland, CA 94607 Dept. 80

\$29.95 each or \$75.00 for any 3 packages. Please include Shipping & Handling charges listed below. Credit Card Orders by Phone OR Send Check OR Money Order with Coupon. Sorry, No COD's or Purchase Orders.

- | | | | |
|--|--|--|--|
| <input type="checkbox"/> THE General Ledger | <input type="checkbox"/> THE Order Entry | <input type="checkbox"/> THE NAD System | <input type="checkbox"/> THE Mailmerge |
| <input type="checkbox"/> THE Accounts Payable | <input type="checkbox"/> THE Inventory | <input type="checkbox"/> THE Spreadsheet | <input type="checkbox"/> WindowMaster |
| <input type="checkbox"/> THE Accounts Receivable | <input type="checkbox"/> THE Payroll | <input type="checkbox"/> THE Wordprocessor | |

- | | | | |
|--------------------------------|--------------------------------------|-------------------------------|-------------------------------------|
| <input type="checkbox"/> Check | <input type="checkbox"/> Money Order | <input type="checkbox"/> VISA | <input type="checkbox"/> MasterCard |
|--------------------------------|--------------------------------------|-------------------------------|-------------------------------------|

Account No. _____ Expiration Date _____

Name _____

Address _____

City _____ State _____ Zip _____

Phone _____ Signature _____

1 or 2 Packages — Add \$7.50 Shipping & Handling

3 to 5 Packages — Add \$10.00 Shipping & Handling

5 to 10 Packages — Add \$15.00 Shipping & Handling

California Residents add 6½% Sales Tax. Outside US add \$15.00 and payment must be made by bank draft payable in US by US Dollars.

In Reverse

Bennett D. Shulman ("Perfect Host," September 1985, p. 41) reports that a couple of readers wanted to use **Telcom's terminal mode to transfer data from the Model 4 to the Model 100**. You can do this if you set the baud rate to 600 and download data from the Model 4 directly into a Do file using the F2 function key. The job-control language (JCL) file in the Program Listing contains the proper setup for Memdisk under TRSDOS 6.2 (you must make changes if you use it with version 6.1). You can change the size and location of Memdisk if you've upgraded to 128K, but, since the Model 100 needs a line feed, you must do without scrolling to avoid overwriting lines. And don't try to use the forms filter; it will alter the file during transmission.

To effect the transfer, set the Model 100 to 47E1E, enter terminal mode, press the F2 key, and type in the name of the file you're downloading. From the Model 100, type in:


COPY FILE/TXT *CL

After you've transferred the data, remove the garbage at the beginning and end of the file. To upload to the Model 4, follow the directions in "Perfect Host." If you use a terminal program other than the Model 100, you might be able to send data at a faster baud rate, but be sure to run a few tests to check for bytes lost. The Model 100's liquid-crystal display screen driver slows down the storage of data in the RAM file. While you can overcome this problem by downloading directly to a Do file, the Model 4 no longer functions as a host.

Short Stuff

Like Charles A. Foster, accountant Robert J. Nigro had trouble **linking a Model 4 and a Gorilla Banana printer** (January 1985, p. 28). His solution was to use a connecting cable (stock number 9885) from DAK Industries (8200 Remmet Ave., Canoga Park, CA 91304, 800-325-0800).

If you're wondering about **obtaining an 8087 math coprocessor for the Model 1000** (Reader Forum, January 1986, p. 28), contact Hard Drive Specialist (16208 Hickory Knoll, Houston, TX 77059, 713-480-6000) to check on the availability of their add-on coprocessor. Trionix (3563 #B, Roosevelt St., Carlsbad, CA 92008, 619-434-4439) is also selling an 8087 math coprocessor for the Model 1000.



Humbug

Dale Rogerson noticed an **error in the listing for "Rembrandt Redux"** (December 1985, p. 76). Line 5 of the modification to run Rembrandt under TRSDOS 1.3 contains an incorrect equation. It should read DEFUSR = &HFF00.

Author David H. Pleacher alerted Reader Forum to **possible problems in his basketball statistics program** ("Net Results," December 1985, p. 52). To ensure that the If. . . Then. . . Else statement in line 2890 executes properly under all conditions, delete : RETURN from the end of the line and insert 2895 RETURN.

As written, Hoop lets you compile statistics for only 14 players. To make Hoop more flexible, change the Clear statement in line 70 to read CLEAR 2500. If you need to make changes in statistics, you must also add ELSE A(4) = 0 to the end of line 710 and ELSE A(7) = 0 to the end of line 720 so that Hoop accurately recomputes player statistics.

On the Lookout

►Ken Thompson (2701 Mosquito Road, Placerville, CA 95667) was impressed by a program that appeared in *80 Programs for the 80*. He'd like to obtain biographical

information about the authors, Liccuarello and Davies Associates.

►Bobby Pellerin (663 Maurice, Repentigny, Quebec J6A 2M8) desperately needs help to solve the game Xenos.

►Enno Bussmann-Quinol (BP 11194, Niamey, Niger) wants to use his English version of Model III SuperScript for business correspondence in French and German. He needs help modifying the program so it will accept and print diacritic symbols like accents and umlauts.

►Robert Epstein, executive director of the nonprofit Cambridge Center for Behavioral Studies (11 Ware St., Cambridge, MA 02138, 617-495-9020), welcomes donations of microcomputer equipment. You may call collect for further information on the program.

►Schoolteacher Dee Keaton (Route B, Box 260, Kingston, OK 73439) can't find a printer that strikes the print surface with sufficient force to create a good ditto master. Can anyone suggest a "hard-hitting" printer that works with a Model III using LeScript?

►Lindon R. Webb (12013 D St., NAS Corpus Christi, TX 78419) wants to share information with other Model 4/4P users interested in Basic or Alcor Pascal.

►Francine Leclerc (12441 Boulevard Rolland #7, Montreal-Nord, Quebec H1G 6C5, 514-326-3522) is looking for an astrology program that is compatible with her Model 4's TRSDOS 6.2 and a DWP-210 printer.

►Howard Hobbs (203 Water St., Newburyport, MA 01950, 617-465-7545) desperately needs a travel case for his 4P.

►Dave Rhode (P.O. Box 9783, Arnold, MD 21012) has acquired a lot of software and peripherals for his Model 2000. However, he'd like to obtain a voice synthesizer that includes software support.

►Chess enthusiast James Ellis (319 Croton Ave., New Castle, PA 16101) would appreciate advice on adding a book of moves to his chess program.

►On the subject of chess, Franklin R. Dillman (1888 W. Blue Spring Ave., Orange City, FL 32763) thinks he could use chess to introduce his wife to computers. He'd appreciate information on a version that offers a variety of playing levels and runs on his dual-drive Model 4 system.

►Ray Shumaker (405 Cottage Lane, Monroeville, PA 15146), a 16-year-old Model 4 user, wants to exchange programming ideas and information on public domain software.

►Don Hughes (1147 Nashua Ave., London, Ontario N6K 2C4) needs assistance with his TRSDOS 6.1 file system.

Program Listing, JCL file for data transfer.

```
SYSTEM (DRIVE=2, DRIVER="MEMDISK")
B
D
Y
SET *CL TO COM/DVR
SETCOM (BAUD=600)
LINK *DO *CL
LINK *KI *CL
//EXIT
```

End

NEW!
CONV4TOPC
 For TRS-80 Mod 4 users.
 Plus other great utilities.

CONVERT MOD I/III BASIC PROGRAMS and FILES For Use On The IBM PC, TANDY 1000, 1200HD, 2000

Here's time and money saving news for thousands of TRS-80 Mod I and Mod III owners who would love to move up to state-of-the-art hardware! EMSI's conversion package contains utilities to solve both problems facing those who want to upgrade:

PROBLEM 1—HOW DO I GET FROM HERE (Mod I/III) TO THERE (PC)? Do I need to retype everything, buy modems, RS232's, cables, and communications software?

ANSWER: None of the above! Use the HYPERCROSS utility included with our package! HYPERCROSS makes the entire disk transfer process very simple—and fast. All the work is done right on your Mod I/III. HYPERCROSS lets you format a diskette readable by all PC's in one drive and copy files directly to it from a Mod I/III diskette. After the transfer, take the PC diskette out of your Mod I/III and put it in your PC. Simple as that! (Mod I's need a doubler.)

PROBLEM 2—ONCE I'M THERE, HOW DO I CONVERT MY MOD I/III PROGRAM TO RUN ON A PC?

ANSWER: Use our CNV3TOPC utility to do 95% or more of the conversion for you. It automatically inserts all required spaces between keywords, replaces PRINT@'s (even those with variables) to LOCATE's, adjusts TAB addresses, corrects the exponentiation symbol, replaces the % symbol in USING statements with a backslash, removes down arrows, optionally removes REM's and flags and lists unresolved line numbers. It even allows for Mod I/III screen PEEKs and POKEs.

And, our thirty page user guide is packed with examples and hints showing how to make any manual program changes required after using CNV3TOPC.

"...It's the best such program I've seen, well worth it's higher price over similar programs. . .The conversion program performed flawlessly."

Mr. Gary Shade, 80 MICRO, May 1985 (4½ stars).

"Truly, a Superior Quality Software Package. Count me among your list of satisfied customers."

Waltham, MA

"I would gladly recommend the package to anyone making the change to an IBM type machine."

Wauwatosa, WI

"What a time saver. Thanks for a great product."

Denver, CO

"Excellent! The manual alone. . .is worth the price."

Westport, CT

"The fine points of conversion you cover in the manual are excellent."

Salem, OR

"An excellent product. Thank you for the service."

Mapa, CA

"Works like a charm! Congratulations."

Odenton, MD

CONV3TOPC V2.0 \$139.95

(Package includes: HYPERCROSS and CNV3TOPC)

AVAILABLE WORLDWIDE through Radio Shack's Express Order Software (Cat.No. 90-0345)

Visit a R/S Computer Center and review the CONV3TOPC DEMO. It provides complete package details and will answer all your questions. If your store doesn't have the DEMO yet, ask them to order it thru ICST-FC# = FCO-925.

OTHER EMSI SOFTWARE

THE NORTON UTILITIES LIST \$99.95, OUR PRICE \$59.95

| | | | |
|---|----------|--|----------|
| CONV3TOPC V2.0—(WITH Hypercross) | \$139.95 | CONV3TOPC V2.0—(WITHOUT Hypercross) | \$119.95 |
| CONV4TOPC V1.0—(WITH HYPERCROSS) | \$139.95 | CONV4TOPC V1.0—(WITHOUT HYPERCROSS) | \$119.95 |
| Same as CONV3TOPC V2.0, but specifically for mod 4 BASIC and FILES | | CONV3TO4—Mod I/III to Mod 4 BASIC | \$49.95 |
| CONV3TOPC V2.0 DEMO (Runs on any PC) | \$20.00 | HYPERCROSS—Mod 4, PC-DOS formats | \$49.95 |
| HYPERCROSS—Mod I/III, PC-DOS format | \$49.95 | ISAM ROUTINES—Incorporate these routines in your PC BASIC programs. They provide keyed access to random files & complete file maint. | \$69.95 |
| CROSS REFERENCE—For PC BASIC programs. Lists all referenced variables, line numbers, etc. | \$24.95 | RAMDISK—Create superfast pseudo disk drive (eg. create a 90K RAM drive C: and still have 60K for BASIC on 256K PC). | \$49.95 |
| FASTSORT—Machine language SORT callable from PC BASIC. Great PC subst. for Mod III BASIC's CMD"O" command. | \$24.95 | INSIDE TRACK—Over 60 PC utilities that compliment PEEKs 'n POKEs package. Too many functions to mention. | \$44.95 |
| PEEKs 'n POKEs—Over 50 utilities that enable PC BASIC programs to access and modify PC/MS-DOS system functions. | \$29.95 | | |

800-922-0786

(NJ residents 201-879-5982)

EDUCATIONAL MICRO SYSTEMS, INC.

PO Box 471, Chester, New Jersey 07930



EMSI direct order terms: VISA, Mastercard, MO, check or COD. Add \$3.00 shipping/handling. Add \$1.90 for COD. Foreign or first class, add first class postage (package wt. 2½ lbs.). NJ residents add 6% sales tax.



MS-DOS Scripsit: Honorable Mention, but No Prize

by Eric Grevstad

★★★

Scripsit runs on the Tandy 1000, 1200, 2000, and 3000 (256K) and requires two disk drives (512K and hard disk recommended). Tandy Corp./Radio Shack, One Tandy Center, Fort Worth, TX 76102. Catalog number 25-1155 and 25-3171. \$299.95.

Easy to use: ★★☆☆☆

Good docs: ★★☆☆☆

Bug free: ★★★★★


Does the job: ★★☆☆☆

WordStar. Word Perfect. MultiMate. PFS:Write. Microsoft Word. It's not as if owners of

Tandy MS-DOS computers don't have word processing programs to choose from. The market is crowded with a hundred contenders chasing the five or six best sellers. What possessed Tandy to release its own premium-priced (and feature-laden) word processor? Stubborn pride? Homage to a classic name from the TRS-80 days? Do buyers really long to see the word "SCRIPSIT" in a comical Model I-style block graphics banner on their 2000s' or 3000s' monitors?

Well, hold on. The first reaction is skepticism, but after the opening screen comes grudging admiration: Conceptually, the new Scripsit is Tandy's most ambitious word processor yet. Its goal is to combine the powers of MultiMate (corporate features galore) and Microsoft Word (fancy layouts and print fonts) with no need for memorization. Function keys, on-screen labels, and help menus handle everything. In features and friendliness, it's a far cry from no-frills TRSDOS Scripsit. You could say it's DeskMate meets MultiMate.

Unfortunately, once you start using Scripsit, you'll form a third impression. Scripsit's good ideas are often awkward in practice. It's an odd mixture of mighty abilities and slow performance, of function-key ease and three-handed commands. And for this you pay \$75 more



than Microsoft Word's mail-order price.

Up and Lumbering

Scripsit comes in two versions: one (catalog number 25-1155) for the Tandy 1000 and 2000, which have 12 function keys, and one (catalog number 25-3171) for the 1200, 3000, and IBM machines, which have 10 function keys. Commands are arranged differently enough to defy moving between a 1000 at home and 3000 at work. I reviewed it on my 1200HD. Scripsit is not copy-protected; an installation program helps you move it to your machine's floppies or hard disk. And a hard disk is a virtual necessity: Scripsit has over a dozen program files besides Scripsit.EXE.

The installation program lets you choose from 25 Tandy printers, with nothing for other printer owners but a "dumb" driver (it can't even underline). This is not entirely stubborn pride. Teamed with a top dot-matrix like the DMP-2100, Scripsit lets you mix and match not only different typesets and sizes (such as 10- and 12-pitch regular and correspondence quality) but characters like foreign accent and trademark symbols, even codes of your own design, if you're deft with hexadecimal. Still, would it kill Tandy to include a few other drivers, even ones lacking fancy symbols,

instead of snubbing Epson and Diablo for the old Line Printer V?

Once underway, Scripsit looks good. From the main menu, you can create a file, edit or print an existing one, or move to a menu of utilities (also available from within a document) whose functions range from copying a file to changing system defaults and access to DOS. I left a file without saving it, ran other programs with no handicap (except 174K less memory), and jumped back to my text without losing a letter.

When you create a document, Scripsit leads you through a MultiMate-style

screen of parameter settings for your printer, page size, and notes. You can use one of Scripsit's ready-made document formats or create your own default and custom style sheets, presetting not only font, margins, and tabs but also text such as "To:" and "From:" in memos. One document type makes ASCII files.

That's just the start of Scripsit's flexibility. Font, spacing, centering, and justification can be changed anytime, for typing new text or reformatting old. It's a snap to edit the ruler line's margins or paragraph outlines, centering, or decimal tabs, and you can store up to 11 rulers on disk for retrieval as often as you like. Margins and tabs are usually positioned in terms of tenths of an inch, but Scripsit lets you narrow that to hundredths for supreme precision.

You can have different headers and footers for odd and even pages, and change them at will. You can manipulate text in columns separated by tabs or let Scripsit sum a column of numbers. Single or double underline, boldface, strike-through, sub- and superscripts? It's no sweat for Scripsit.

While a formatting whiz, Scripsit isn't a "what you see is what you get" wonder. Line spacing, justification, and page breaks don't appear on-screen, but are indicated in a status line below the ruler.

And in the case of page breaks, you don't see them until you give a *Paginate* command (as with Microsoft Word) to change the "Galley Position:" to "Page Position:" counter. Unless you tell it to, *Scriptit* won't print "widow" lines at the top or bottom of a page.

Slow Off the Mark

I applaud what *Scriptit* can do on paper but have mixed feelings about it on my computer. Assigning commands to function keys is a good idea that *Scriptit* takes to extremes: The 1200/3000/IBM's 10 function keys have 50 commands and on-screen labels, while a 1000's or 2000's 12 function keys have 60.

One set of function key commands corresponds to the keys' normal state; you use the other four sets by holding down the alternate, control, or shift keys, or by pressing and releasing the escape key. You don't leave that fifth set by pressing escape again, but by pressing control-C, a sequence *Scriptit* requires often, including each time you type an unrecognized command and lock up the keyboard. Other word processing programs simply ignore or beep at illegal commands.

The concept of a toggle is unknown to *Scriptit*. Some word processors let you tap the insert key to go between insert and overtype modes, or use alternate-U to start and stop underlining. With *Scriptit*, you give a command and then an uncommand, usually the Un key (F10) followed by the original. Insert mode is control-F3, and return to overtype is F10-control-F3.

This logical but slow syntax is aggravated by *Scriptit*'s sluggish performance and mediocre typing response. A simple PgUp or PgDn takes two seconds. And there's the TRSDOS *Scriptit* tradition of different commands for inserting or deleting one or multiple characters. In overtype mode, the insert key inserts a single dot, which you type or space over. Insert mode so slows reformatting and takes so long to catch up with your typing that you are better off using escape-insert, which splits text with a line of dots. Pressing the delete key closes the gap when you're done.

Some of the function keys, such as F7 (for word) and F9 (for document), serve for cursor movement, advancing or retreating depending on which way you were going. You back up a word at a time by tapping the left-arrow, then F7. The home key moves the cursor to the beginning of a quantity of text: home-F8 for the current paragraph, home-F9 for the top of a file. (To go to the bottom of a file? The end key. *Scriptit*'s commands are rarely symmetrical.)

These quantity keys also work with

other commands to define a block of text for moving, copying, reformatting, spelling checking, and so on. For example, the Search command (F6) is as simple as typing the search string and pressing the up- or down-arrow to search backward or forward. A global search, delete, or replace (shift/F6) involves defining the search area (you can only define downwards); pressing F1 (Execute); then entering the string, deletion, or replacement instructions.

A search string, by the way, can contain all kinds of special symbols. An opening plus sign means find both upper- and lowercase. The * and ? characters are wildcards, and @c and @y specify hard carriage returns and soft hyphens, respectively. This is impressive, but will users remember to use the plus sign? Other programs provide "Ignore case?" prompts instead.

I used a search and replace to test *Scriptit*'s speed, changing almost 6,500 e's to asterisks in a 3,600-word document. The program took 12 minutes and 16 seconds. Creaky old WordStar did the job in 3:37.

The Good Points

As the search command symbols indicate, *Scriptit* has some sophisticated features once you get past the stage of reading all those function-key labels. Besides the DOS command processor, there's a utility to record and play back macro keystrokes. Typing control-F6-escape, a keyboard character, some text, and control-F6-escape stores the text for replay whenever you press escape and the assigned character. If you need even more macros, you're limited only by disk space in adding others, which you call by entering escape, escape and a name or phrase.

You can edit, nest, and loop macros just as with RoseSoft's ProKey. They're handy for stock paragraphs and return addresses, and as shorthand for unwieldy commands. Escape-W, for example, makes an easier "delete word" function than *Scriptit*'s escape-delete, F7, F1, although it's certainly no faster, since macros are read from disk.

Scriptit's spelling checker works smoothly and well. When it finds a word not in its own or your auxiliary dictionary, *Scriptit* lets you skip it, ignore all future occurrences, flag it for later use, edit or retype it, add it to your dictionary, or correct it. When replacing a word with a new one, you have the options of accepting it, restoring the original, or checking the next or previous suggestion.

The main dictionary is big enough so that most of its questions should involve your friends' names instead of your technical or office vocabulary. Being able to

scan a paragraph or page added since the last spelling check (instead of re-checking the whole document) is a big convenience.

After you've studied the manual to get the file formats right, *Scriptit*'s mail-merge function prints like a charm. It's more successful than the background printing feature, which queues files for printing during other work but stops dead if you open a file and maintain a medium typing pace. Take your hands off the keyboard for a second, and the printer may manage a single line.

Documentation

Scriptit's help screens aren't context-sensitive: When prompted to type in the function for which you want help, you can also press the enter key to see a list of all 100-plus topics. But the program does give you a choice between novice (full-screen) and expert (two-line) explanations, with the latter automatically returning to full size if you forget a function.

Help levels and many more choices are found in the system defaults menu, which spans everything from printer setup to "no menu" modes for such operations as document creation, global search, and printing. You can spend a week tinkering with defaults, or use *Scriptit* out of the box.

The middle part of the manual, an alphabetical index of commands and functions, is nicely detailed. The first section, while good on program installation and the document creation menu, mainly shows how to type a few lines of text, backspace to fix errors, put a word in boldface, and print the file. I felt as if some chapters were missing between "Getting Started" and the reference section.

The third section, "Customizing *Scriptit*," is a techie's guide to creating fonts, plotting character widths, using *Scriptit* on a network, and writing printer drivers in Assembly language. This section has a few nuggets for everyday users, including information about the DOS command processor and tips for making boilerplate forms.

Conclusion

Viewed feature for feature, *Scriptit* stands among the best MS-DOS word processors. If I'm wiping it from my hard disk as soon as I finish this review, it's for more subjective reasons: matters of feel and responsiveness, and awkward commands slowly executed. *Scriptit* is an attractive program, if you have a fast Tandy 3000 and a Tandy dot-matrix printer. Otherwise, it earns Miss Flite's rebuke in Dickens's *Bleak House*: "You mean well, but are tiresome." ■

On the Fast Track

by Bruce W. Tonkin

★★★★★

Quick Basic runs on the Tandy 1000/1200/3000 (256K), and requires MS-DOS 2.x and one disk drive. Microsoft Corporation, 10700 Northrup Way, Box 97200, Bellevue, WA 98009. \$99.

- Easy to use: ★★★★★☆
- Good docs: ★★☆☆☆☆
- Bug free: ★★★★★☆
- Does the job: ★★★★★★

Quick Basic is the best Basic compiler available. Furthermore, it is the best microcomputer language ever. And it costs only \$99.

However, Tandy's new version of MS-DOS (2.11.22) refuses to run compiled Quick Basic programs on systems with a hard disk. Meanwhile, *80 Micro* technical editor Dave Rowell has found a fix that involves changing only 1 byte (see sidebar on p. 30).

Quick Basic is a significant improvement over Microsoft's standard compiler. The list of enhancements is impressive.

- Quick Basic supports multiline functions that improve program structure. Functions can contain For...Next loops, If statements, and other constructions that make user-defined functions easier to use and far more general.

- You can compile subprograms separately and link them later, making it easy to write general-purpose routines. Subprograms can also pass and return parameters. This encourages modular-

ity and speeds program development.

- You can use global and local variables. Variables used in subprograms needn't be the same as variables in the main program.

- Line numbers are optional, and you can use labels instead. You can thus write structured programs that you can maintain more easily.

- Calling assembler routines is easy. Previous compilers allowed this, but the syntax was difficult to determine.

- Microsoft has added support for DOS 2.1 functions. Quick Basic programs can use, make, and change subdirectories; run DOS utilities; and manipulate the screen in ways the old compiler wouldn't allow.

- You can dimension or redimension arrays at run-time.

- Programs can use as much memory as is available; you are no longer limited to 64K.

- Disk access is up to eight times faster than that of the previous compiler, particularly with long records.

Besides these additions, Quick Basic still supports the compiler extensions many users have grown to love. Character strings are dynamically allocated and can be up to 32,767 characters long. Programs run up to 15 percent faster than with the older compiler and can be 45 times faster than interpreted programs.

Most programs will run three to 10 times faster when compiled and Basic's garbage-collection is virtually eliminated. Quick Basic will run most programs from 10 to over 200 times as fast as the Model 4 Basic interpreter (see Tables 1 and 2). This might be one reason to move from a Model III to the 1000 rather than the Model 4.

Problems

That doesn't mean Quick Basic is perfect. Some flaws mar this otherwise well-conceived and solid package. You can correct a few, while others should be corrected by Microsoft.

First, the documentation is either very good or totally unacceptable, depending on what you've used before. The manual is incomplete, since it is intended to serve as an addendum to the IBM BasicA manual for DOS 2.1 (though a number of DOS 3.1 BasicA features are also included).

If you don't have the IBM Basic manual, the Quick Basic manual will be nearly useless at explaining the advanced features. If you do have the IBM manual, you'll spend a lot of time switching from one manual to the other.

If you have the Tandy 1000 Basic manual, you'll need to buy the IBM manual. That's distressing.

On the other hand, the Quick Basic manual is good at explaining the genuinely new features. The disk contains examples and sample programs, including supplementary documentation explaining features added since the manual was printed. The explanation of using and linking assembler routines is both clear and useful—a first for any version of Microsoft Basic.

For some reason, Microsoft didn't include a LIB library manager, which lets you put compiled subprograms and as-

The Star Ratings

80 Micro's star ratings reflect our reviewer's impression of a product.

In most cases, the overall rating is an average of the ratings in each of the four specific categories. However, some overall ratings may be higher or lower than this average, depending on the reviewer's subjective opinion.

The stars mean:

- ★★★★★ Superior;
- ★★★★ Excellent;
- ★★★ Good;
- ★★ Fair;
- ★ Poor.

The ratings terms translate as follows:

Easy to use: How easy is it for the new user to use the hardware/software/book?

Good docs: Is the documentation clear and helpful in explaining the product's use and anticipating user problems?

Bug free: Did the reviewer encounter any bugs while using the product?

Does the job: How well does the product do what it was designed for?

| Record Length | Interpreter | Old Compiler | Quick Basic |
|---------------|-------------|--------------|-------------|
| 128 | 10.8 (63.8) | 7.6 (63.6) | 8.1 |
| 256 | 7.0 (63.2) | 7.0 | 5.1 |
| 512 | 5.0 (63.8) | 6.4 | 3.6 |
| 1,024 | 1.8 (35.4) | 6.4 | 1.9 |
| 2,048 | 1.2 (22.6) | 6.4 | 1.2 |
| 4,096 | 1.0 (16.0) | 6.2 | 0.9 |
| 8,192 | 0.8 (12.6) | 6.8 | 1.0 |
| 16,384 | 0.7 (11.2) | 6.4 | 0.8 |

Table 1. Time to write a 144K data file (in seconds).

| | IBM Basic | Quick Basic | Model III (Normal) | Model III (Fast) |
|-----------------------|-----------|-------------|--------------------|------------------|
| Simple Loop | 85.80 | 2.20 | 252 | 189 |
| Single-precision Loop | 125.90 | 46.52 | 327 | 249 |
| String | 178.20 | 2.90 | 1,323 | 1,007 |

Table 2. Speed tests (in seconds).

Running Quick Basic Programs Under MS-DOS 2.11.22

If you have a hard-disk Tandy 1000 and try to run a Quick Basic compiled program under Tandy's latest operating system (MS-DOS 2.11.22), you'll get the error message "Cannot execute as child of Basic." The problem stems from a single byte in low RAM, so you can easily correct it. Quick Basic-compiled programs expect the byte at memory location 0:050F hexadecimal to be zero. With the new DOS version, it's B0. All you have to do is change that byte to zero and your compiled programs will run.

To make the change using the DOS Debug utility, type in the following:

```
debug      ' enter Debug
'-e0:50f0  ' change the byte to zero
-q        ' quit Debug
```

This small Basic program will also change the offending byte:

```
10 DEF SEG = 0:POKE &H50F,0:DEF SEG
20 SYSTEM
```

If you named this program Quickfix.BAS, you could call it from a batch file (or from your AUTOEXEC.BAT batch file) with the command BASIC QUICKFIX. ■

—Dave Rowell

How Fast Is Quick Basic?

File input/output (I/O) is much faster with Quick Basic than under the previous Microsoft compiler. Part of the reason is that the new compiler supports the DOS 2.x file handles: DOS itself opens and buffers the file with the appropriate record length.

Table 1 (p. 29) shows the differences. I ran a simple Basic test for writing files, using an IBM PC with two 360K floppy disks, DOS 2.1, and 576K of memory (360K of which was used as a RAM disk). All disk writes are to the RAM disk, except for parenthesized numbers, which are times for writes to a floppy disk. The standard file was 144K in length.

The file access speeds for Quick Basic are fast enough, but the computational speeds are even more impressive. I measured the speed of a simple loop through 100,000 iterations (Table 2). I ran the test on the Model III twice, the first at the III's normal clock speed and the second with the Holmes speed-up enabled (3.4 MHz operation). The latter should be comparable to a Model 4's speed.

Quick Basic is as much as 61 times as fast as interpreted IBM Basic, and as much as 456 times as fast as interpreted Basic on a standard Model III. At worst, Quick Basic on an IBM PC is more than five times as fast as a speeded-up Model III.

In fact, the more garbage collection on the Model III or 4, the better Quick Basic will look. Since many business applications use a substantial amount of string handling, using Quick Basic on a Tandy 1000 or IBM PC, instead of interpreted Basic on a Model III or 4, can save large amounts of time.

Most IBM-compatible machines can also support the Intel 8087 math coprocessor chip. Some earlier Tandy 1000s don't have a socket, while the later model 1000A does. Libraries for the older compiler that used this chip to speed up floating-point operations are available, and I expect that libraries for Quick Basic will be available soon. With such libraries, most floating-point operations will execute at least 90 percent faster.

As if all this speed isn't enough, I'd expect that Quick Basic on the Tandy 3000 (the AT clone with the 80286 CPU running at 8 MHz) will run about four times as fast as it does on an IBM PC. That assumes the Tandy 3000 is compatible enough to run it, of course. If you take the Quick Basic times listed in Table 2 above and extrapolate them, you'll be running some programs nearly 2,000 times as fast as interpreted Basic on a Model III. ■

—Bruce Tonkin

sembler routines into one file and link them to your programs. Without LIB, each is in a separate file, and linking them can become a chore. I'm surprised by the omission, since one of Quick Basic's strengths is its ability to separately compile subprograms. Microsoft should offer Quick Basic with a LIB at an additional modest charge. An alternative might be the library manager in IBM's software series. However, I haven't tried it and don't know if it will work. You can also get a manager by buying the Microsoft Macro Assembler (\$150). But that's too expensive, considering Quick Basic's price.

Also, the Quick Basic compiler is much more sensitive to IBM compatibility than the previous compiler (Basic compiler 1.00 from IBM). Programs that would run on the Tandy 2000 with the old compiler won't run with Quick Basic. To be fair, Microsoft advertises Quick Basic as being for the IBM PC or true compatibles. The Tandy 2000 isn't a true compatible, and Tandy doesn't claim it is.

Though I've had no problems running my own Quick Basic programs on a Tandy 1000, I compiled the programs on an IBM PC (it's got a bigger RAM disk). It's also possible that some unexpected incompatibilities will affect certain functions. While I expect that Microsoft will alter the compiler to make it more forgiving of minor differences, some machines will never run Quick Basic.

Version 1.00 has some bugs, but 1.01 will fix most or all of them (or so I have been told by Microsoft). That release, or a later one, should be available by the time you read this.

Most of the bugs aren't serious, and you can work around all of them to some extent. The most important bug I found was that the device name PRN: (printer device) is not supported. The device name PRN (without the colon) is supported, but will double-space all output. The device name PRN: is important only for PC-compatibles, since many don't support the IBM device names for the serial and parallel ports and instead use alternative names. In programming, "PRN" is generally a safe name for the printer; the fact that PRN is not correctly supported can be serious.

Conclusion

Quick Basic is an impressive product that is attractively priced and exceeds the capabilities of any other current microcomputer language. Its only real problem is the flawed documentation.

For those who have left Basic for another language, Quick Basic offers ample reason to return. Basic code can now be at least as modular and as highly structured as Pascal or C. ■

Graphics Two-fer From SOTA

by Wynne Keller

★ ★ ★ ★

Designe and **Snapshot** run on the Model 4 (64K) and require one disk drive. SOTA Computing Systems Ltd., 213-1080 Broughton St., Vancouver, B.C. V6G 2A8. \$39.95.

Easy to use: ★ ★ ★ ★ ☆

Good docs: ★ ★ ☆ ☆ ☆

Bugs: ★ ★ ★ ☆ ☆

Does the job: ★ ★ ★ ★ ☆

If you've ever struggled to create graphics in Basic, you'll appreciate the convenience of **designe** and **Snapshot**, two utilities that speed up the process. **Designe** creates graphics or text screens that you can convert to Basic or Assembly-language code for use in a program. **Snapshot** saves screens from other programs and transfers them to **designe** so you can manipulate them. While intended as programmer's tools, these utilities can handle a variety of graphics functions.

About **designe**

From **designe**'s main menu, you can create screens, generate Basic or Assembly-language code of a screen, save or load screens to and from disk, see a directory, merge two screens, clear a screen, or kill a disk file.

Designe provides nine screen buffers, each of which holds one full or partial screen. During a session, you can work with any of these buffers. If you need more than nine buffers, you can save some screens to disk to free up buffer space.

The program has two design modes: ASCII mode, for entering text, and graphics mode.

Text can be normal size or large, and inverse mode (black letters on white blocks) is available. The cursor is non-destructive in ASCII mode, and you use the arrow keys to move it around. You have to use the arrow keys, not the enter key, to advance the cursor to the next line, and it's hard to tell where to put the cursor to get even spacing between lines. You can get a display showing the cursor's location (row, column, and Print@ position) at any time.

You can move the entire display in any direction, which wraps it around the screen edges. To erase, move, or repeat a portion of the screen, you mark it as a window. While this works well, the marks disappear once any window command is executed, forcing you to remark the window if you're not finished with it. Window operations are some-

Designe creates graphics or text screens that you can convert to Basic or Assembly- language code.

times tricky, and the manual is a little obscure at this point. It takes some trial and error to get everything working.

To move from ASCII to graphics mode, you press F1. The cursor changes to destructive in graphics mode, so you can lose a character when switching if you're not careful. Also, cursor placement can be a problem. When you switch modes, the cursor returns to wherever it was when you last were in that mode. I usually forgot this and wasted time moving the cursor to the correct spot before switching, only to have the cursor jump to its old location.

In graphics mode, you set the cursor to erase or draw by toggling the F3 key. Cursor movement is with the arrow keys. This works well, but I wish the program had a few rapid cursor movement commands, such as a way to jump to the edges of the screen. The window commands don't work in graphics mode, so you have to switch to ASCII mode to use them.

Apart from a sample For...Next loop, the **designe** manual doesn't attempt to teach you how to use the code the program generates. However, I had little difficulty turning my graphics into program code, even though my Basic is a bit rusty.

While **designe** is mainly a programmer's tool, you can use it for almost any graphics purpose. For example, I used it for drawing floor plans (one room per screen). I should emphasize that the program isn't just for drawings—you could use it to create menu screens quickly and easily.

A Few Limitations

When using **designe**, you need to remember that it's a screen-oriented, not a printer-oriented, program. You can dump a screen to the printer, if your printer is capable of printing graphics, but the image will be distorted on most printers because of the difference between screen and printer character sizes.

Although **designe** doesn't provide any printer support, it is compatible with the Model III program **CopyArt**. You can

transfer any design screen buffer to **CopyArt** for printing, but you have to go from Model 4 to Model III mode to do it. Another benefit of this compatibility is **CopyArt**'s ability to generate graphics characters (**designe** draws only lines).

A couple of times, the program didn't appear to act the way it was supposed to. First, I tried to use **designe** with **Snapshot** still in memory (it doesn't work). The other time I misspelled a file name when trying to load it from disk. Somehow, the incorrectly spelled name was created on the disk. I would expect this to happen if I had misspelled the name while saving a file, but it's strange to have a load command do this.

To SOTA's credit, they provide a comprehensive bug report form in the manual. Any user experiencing difficulties is encouraged to describe the problem and make suggestions for improvement. This type of dialogue between user and company is very helpful, and improvements to the product are sure to result.

About **Snapshot**

Snapshot is a machine-language utility that captures screens from another program and saves them to disk. You have to load **Snapshot** before running the other program, and the program must respect the high memory pointers and not use the function keys.

To take a picture, you press one of the three function keys (F1 to store it on drive zero, F2 for drive 1, and F3 for drive 2). The first picture's file name will be SNAPA/BUF, the second's SNAPB/BUF, and so on.

To edit the picture or convert it to program code, you reboot your computer to remove **Snapshot**, load **designe**, and load the SNAP/BUF file into one of **designe**'s buffers.

Documentation

The manual includes some nice graphics, but its dot-matrix print can be difficult to read. I fussed over one command for several minutes, unable to make it work, before I realized I was misreading a capital "A" for a capital "R." The manual's content is also obscure at times. It doesn't always explain, for example, how to exit from a command. I eventually realized that the program is consistent, and the way to exit from any command is to toggle the same key you pressed originally.

Conclusion

Where were utilities like these when I was programming in Basic? **Designe** and **Snapshot** are a good package, and a good value, for programmers and others who need a screen-oriented graphics program. ■

Continued on p. 117

“I am amazed at the broad spectrum of technical articles you publish, for both novice and advanced programmers . . .”



If you're still wondering which magazine you should buy for your TRS-80*, here's what **80 Micro** readers have to say about their #1 system-specific information source—

●“Not only is the magazine very professionally done, but I have found something in almost every issue that has been worth the price of the subscription . . .”

*Roger L. Holstege
Millersville, MD*

●“I was greatly impressed by your magazine. I got more useful information from that one issue of **80** than I have from countless other sources . . .”

*John M. Crittenden
Jackson, MS*

●“I have found **80 Micro** to be the most valuable magazine pertaining to home computers on the market . . .”

*William C. Hardin, Jr.
Charlotte, NC*

80 Micro is the magazine for every TRS-80 user—from beginner to advanced. **80 Micro** is full of tutorials, free programs, hardware modifications, new product announcements, product reviews, debugging tips, and more.

And an **80 Micro** subscription is risk-free. *If you're not completely satisfied, you'll be reimbursed for all undelivered issues.* See what **80 Micro** can do for you. It's #1 for a lot of people. Fill out this order form and send it in now.

*TRS-80 is a trademark of Radio Shack, a division of Tandy Corp.

Yes! I want a no-risk subscription to the magazine for beginner to advanced TRS-80 users. Send me 12 issues of **80 MICRO** for \$24.97! I'll save 48% off the newsstand price!

Payment Enclosed

Bill me

Name _____

Address _____

City _____ State _____ Zip _____

Canada & Mexico, \$27.97. Foreign surface, \$44.97. 1 year only.
US funds drawn on US bank. Please allow 6-8 weeks for delivery.

80micro • PO Box 981 • Famingdale, NY 11737
364B8

DiskCount Data

WHERE
QUALITY PROGRAMS
MEET COMPETITIVE PRICES

2701-C W 15th•SUITE 612•PLANO, TX 75075•(214) 680-8268

•FREE• FREE SPECIALS •FREE•

Order over \$100.00 and select one of the following **ABSOLUTELY FREE**. Order over \$200.00 and you may select any two items: **Meltdown Disk • Superkeys Disk, Mod III • The Green Window CRT Screen • Varkeep & Screenpacker Plus Disk • Master Directory Disk, Mod III • Agri-Calc Feeder Pig Module •**

IF YOU BOUGHT YOUR SOFTWARE ELSEWHERE, YOU'RE PROBABLY STILL WAITING.....
Join the list of thousands of our satisfied customers who know that we ship 95% of our orders within 48 hours. If we are out of a product, we'll let you know when we can ship it and won't keep you waiting. Our great prices complement our outstanding service.

ELECTRIC WEBSTER WITH CORRECTING FEATURE LIST 149.95 SALE 129.95

HYPHENATION OPTION 38.95
GRAMMAR & STYLE 38.95
TRS-80 I/III/4 SPECIFY

AND FOR MSDOS the incredible WEBSTER'S NEW WORLD SPELLING CHECKER ONLY \$59.95

Works with any ASCII type word processing file and incorporates full correcting features.

APPLICATIONS

Macro Typing Tutor I/III/4 39.95
ST-80 III 69.95
Masterdirectory Mod III 29.95
Superdirectory Mod I/III 44.95
Datagraph I/III/4/Max 69.50
The Basic Checkbook I/III 29.95
Mterm I/III/4 59.50
Loan Amortization III 29.95
PowerMail Plus I/III/4 94.95
Text-Merge for PowerMail 49.95
PowerMail w/Text-Merge 124.95
Inventory Control/ICS Pro 148.00
Ultraterm I/III 44.95
Ultraterm 2.0 w/auto-logout 59.95
Modem-80 I/III 39.95
Modem-80 4/4P 79.95
SPS Statistical Analysis Mod I 150.00
SPS as above for Mod III inquire

WINDOWS ON MOD 4

NOW PRO-TO FROM MISOVSYS ALLOWS MODEL 4 USERS TO CREATE AND USE WINDOW OVERLAYS ON THE MOD 4 SCREEN AT THE TOUCH OF A SINGLE KEY. COMES COMPLETE WITH THE WINDOWING UTILITY, ROTATING INDEX FILE, ADDRESS FILE, APPOINTMENT SCHEDULER, CALENDAR, 2 CALCULATORS, CARD FILER, NOTEPAD, PHONE LIST & AUTO DIALER, AND A MINI TERMINAL. A TRULY INCREDIBLE SOFTWARE SET FOR ONLY \$49.95
Requires 128K MOD 4 & TRSDOS 6.2

SCHOOL UTILITY AND EDUCATIONAL

Test Question Data Bank 49.95
Test Generator/Drill 34.95
Football Scouting 49.95
Basketball Statistics 39.95
Baseball Statistics 39.95
Computer SAT III-1000-1200 79.95

HI RESOLUTION GRAPHICS

THE GRAPHICS SOLUTION by Micro Labs \$189.95
Run the best Hi-Res board on your Mod III or 4/4P. Far superior to Radio Shack's board, this gem will open up a new world of graphics applications. Graphics basic is included along with 39 other Hi-Res demos & applications and a detailed user manual. All major operating systems are supported and the Hi-Res screen can be printed on 20 popular printers. Installation is simple with a dip-on internal board. Hi-Res, text & Low-Res graphics can all be displayed simultaneously. This board is the finest Hi-Res modification on the market and additional Hi-Res software is available. Call for further detail. Specify Mod III, Mod 4, 4P or 4D when ordering.
WAS \$299.95 REDUCED TO \$199.95 SALE \$189.95

HI-RES SOFTWARE

3D PLOT 39.95
MATHPLOT 39.95
BASIC6 39.95
SLIDESHOW 19.95
PCHAR 14.95
DRAW 39.95
BIZGRAPH was 98.00 now 75.00
LET'S WRITE MUSIC 49.95
XT-CAD was 449.95 now 345.00
SURFACE PLOT 39.95
G BASIC 3.0 FOR R/S BOARD 49.95
TOURNAMENT CHESS 49.95
TOURNAMENT REVERSI now 29.95
3-D TIC TAC TOE now 19.95

BOOKS, WALL CHARTS & MISC

Using SuperUtility (new issue) 17.95
Super Utility Tech Manual 3.x 13.95
TRS-80/Z-80 Assembly Library 31.95
TRS-80 Disk & Other Mysteries 19.95
The Custom TRS-80 & Other Myst. 26.95
Microsoft Basic Decoded 26.95
Machine Language Disk I/O 26.95
Basic Disk I/O & Other Myst 26.95
How To Do It On The TRS-80 26.95
TRSDOS 2.3 Decoded & Other Mys 26.95
Basic Faster & Better 26.95
Advanced Basic Faster & Better PC, 1000, 1200 19.95
Green Screens I/II/III/4/4P 16.95
Diskettes SSDD 10 in Plastic Bx. 15.00
Colored Sentinel Disks 17.00
Profile 3+ Commands Wall Chart* 4.00
Visicalc Commands Wall Chart* 4.00
Superscript Wall Chart* 4.00
Model III Basic Wall Chart* 4.00
Model 4 Basic Wall Chart* 4.00
Mod 4 by Jack (user guide) 9.95
*Charts not shipped as separate order

THE FBN GENERAL LEDGER Absolutely the finest G/L on the market MOD III RETAIL \$300.00 NOW 149.95

DATA BASES AND INFORMATION MANAGERS AUTO FILE MANAGER

The newest entry in full fledged data bases is Powersoft's Auto File Manager (AFM). It incorporates total screen flexibility, form letter output, fully relational look up and custom report generation with mathematical functions. This remarkable new product from the SuperUtility boys is priced at the low \$99.95. Model I/III 4/4P(III Mode).

INFOSCAN

If you need a super fast screen oriented information manager with fixed windows and 1 second lookup by keyword, then this little jewel is for you. Infoscan files can have different information in each record and each record can have it's own form. Very simple to use. Mod I/III or 4/4P(III Mode) \$44.95.

WORD PROCESSORS & PRINTER DRIVERS

Electric Pencil I/III 74.99
Lazy Font I/III/4 44.95
M-Script I/III/4 53.50
LeScript I/III/4/Max 104.95
LeScript MSDOS-1000-1200 179.95
PowerDriver-E Epson I/III/4 29.95
PowerDriver-P Prowriter I/III/4 29.95
PowerDriver-S Starwriter I/III/4 29.95
PowerDriver-O Okidata 92 I/III/4 29.95
PowerDriver-FX (FX/RX) I/III/4 29.95
Epson Driver Compiler 29.95
PowerScript for Scriptit I/III/4 34.95
NOTE: If your printer driver is not listed, call, we have more.

MSDOS SOFTWARE

RAMDISK for your PC or MSDOS compatible. Now you can define a virtual disk drive all in memory and you can make it any size you want. A terrific software package at only \$29.95.

Call us for all of your MSDOS software needs. IBM-PC, TANDY 1200/1000, Leading Edge PC, etc. We have thousands of programs available at great prices.

THE HOME ACCOUNTANT ONLY \$4.95

By Continental Software
An Outstanding Financial Planner

• Maintains up to 100 budget categories • Keeps track of up to 5 checkbooks • Prints checks, if desired • Prints a personal balance statement, income and expense summary • Prints net worth statement • Provides last bank reconciliation • Allows the extensions on multiple diskettes • One program handles cash, checkbooks, credit cards and other liabilities and expenses • Unlimited annual transactions, fiscal or calendar year • Transactions may be "split" among different budget categories • Flags transactions for tax purposes • Maintains transaction history • Provides Hi-Res graphics for any category by bar graph
The program itself does just about everything you'd ask of a "personal finance package" — Popular Computing, November, 1982
MOD III

UTILITIES

J&M Memory Minder I 84.95
J&M Memory Minder III/4 74.95
The Toolbox for DOS 44.95
LC Compiler/EDAS I/III or 4 124.95
ALCOR C Complete System 83.95
ALCOR Multi-Basic Compiler 83.95
AOS Superkeys Key Macros Mod III 35.00
6.2 Plus. (Enhance TRSDOS 6.2) 36.95
The Toolbelt Mod 4 44.95
AOS Utils #1 Varkeep/Scrnprk 49.95
Impakt for Basic I/III 34.95
Pro-Cess Mod 4 24.95
Pro-Creat Mod 4 74.95
Pro-Cure Mod 39.95
Pro-Duce Mod 4 24.95
Pro-Pads Mod 4 39.95
Pro-LC Mod 4 124.95
Pro-Zcat Mod 4 24.95
Zues Editor/Assembler I/III/4 74.95
System Diagnostic I/III/4 89.99
Trashman 32.50
Faster 22.95
RPM 21.50
DSMBLR III I/III 24.95
Accel 3/4 Basic Compiler I/III 44.95
Monitor 5 I/III/4 22.95
Hyperzap Disk Utility I/III/4 49.95
Z-Basic Compiler 3.0 79.50

GRAPHICS AND GAMES

Powerdraw I/III 24.95
Graphit (Line Graphing) 34.95
AOS Utils. Screenpacker Plus 49.95
PowerDot II I/III Spec. Printer 34.95
Meltdown-3 (Nuclear Powerplant) 19.95
Gamepak-3 (Nurface, Match, etc.) 29.95

T/MAKER

A complete word processor, spelling checker, data base manager and spreadsheet with graphics. Fully integrated Mod 4/4P only.
Retail \$299.00
HOLIDAY SPECIAL ONLY \$189.95

SUPERDOS Over 15 enhancements to TRSDOS 1.3 29.95

FAST/CMD Run TRSDOS 1.3 at the high speed in Mod 4/4P 29.95

OPERATING SYSTEMS
CP/M 2.2 Montezuma Mod 4 159.95
R-Shack HD Driver for CP/M 2.2 30.00
Monte's Window 49.00
Monte's Toolkit 49.00
Dosplus 4A With M-ZAL 114.95
Dosplus 3.5 I/III 54.95
Multidos 1.71 I/III 79.00
Multidos 80/54 89.95

MOD 4 BY JACK

A complete re-write of the Mod 4 manual in English! Only \$9.95

SUPER UTILITY PLUS SALE

By POWERSOFT
VOTED AS THE OUTSTANDING UTILITY BY 80-MICRO READERS

PROTECTED MEDIA
BUY SUPERUTILITY PLUS
3.2 FOR MOD I/III
OR 4/4P FOR MOD 4/4P
AT \$74.99
AND RECEIVE THE NEW BOOK USING SUPERUTILITY PLUS FREE
A \$100.00 VALUE FOR ONLY \$74.99
SUPERUTILITY/PC NOW \$84.95

BBS-80 ONLY 74.95

A COMPLETE SYSTEM AT A FRACTION OF THE COST OF SIMILAR SYSTEMS. MOD I OR II SPECIFY

TRSDOS-MSDOS-CPM HUGE SALE ON CONVERSION UTILITIES

CONVERT BASIC 29.95
SUPERCROSS/XT 90.00
SUPERCROSS/XT W/CONVBASIC 99.95
HYPERCROSS/XT 2.0 90.00
HYPERCROSS/XT 1.8 79.95

THESE UTILITIES ARE A MUST FOR CONVERTING TRSDOS TYPE PROGRAMS TO YOUR MSDOS OR CPM COMPUTER. ALL MENU DRIVEN. THEY DO THE COMPLETE CONVERSION ON YOUR TRS-80. MOD 1 NEEDS DOUBLE DENSITY
Specify MOD 1DD, MOD III, MOD 4

DiskCount Data 214-680-8268

Monday - Friday 10:00 to 8:00 CST
Saturday 10:00 to 5:00 • Closed Wednesdays

Send Cash, Check or Money Order. Please add \$3.00 for UPS Shipping or \$4.00 for US Postage & Insurance. COD's send an additional \$3.00 COD fee. All COD's will require cash or certified upon delivery. Foreign orders are welcome. All shipping charges assumed by purchaser. When ordering by mail, please specify computer model number. Phone Your Order In Today Or Mail To: DISKCOUNT DATA, 2701-C WEST 15th, SUITE 612, PLANO, TX 75075

MasterCard and VISA Cheerfully Accepted

Microcomputer statistical packages have made life easier for thousands of people who need to collect and analyze lots of numbers. Whether you're a club secretary summarizing the results of a questionnaire or a sales manager analyzing factors affecting your region's sales, you are a potential customer for statistical analysis software.

You can choose from over 100 statistics packages. (See the sidebar on p. 40 for a summary of eight statistical packages that run on Tandy computers.) Not surprisingly, some are simple while others are as sophisticated as their mainframe brethren. What can these packages do for you? How much software muscle do you need to do the job?

I'll try to guide you to some answers. I'll give you a run-down of two popular statistical packages. One is a lower-priced, general-purpose package that runs under TRSDOS, CP/M, and MS-DOS, and the other is a powerful package requiring a

endowed MS-DOS computer.

You should be somewhat familiar with statistical procedures or know someone who does before you make a final decision. None of these packages proposes to teach you statistics. They are kits of statistical tools, and the manuals presume that you already know what kind of analyses you want to do.

For Inference


Statistical analysis is a tool for making inferences, generalizations, and conclusions from a collection of data, whether it's a class's test scores or the number of white, middle-aged women watching a certain news program. For valid analysis, your data should contain a large number of cases (usually more than 30).

A case can comprise one or several kinds of information about one person (e.g., age, sex, rank, score, and income) or it can be dozens of kinds of data about a department, a state, a farm, a corporation, or almost any organizational unit. Cases can consist of temperatures, elapsed times, sales figures, costs, lengths, miles-per-gallon, or similar numerical data.

Say, for example, that a teacher wants to find out a class's average test score. Each exam score is a case. Figuring the mean of all cases is the statistical analysis.

Photography by Edward Justice

by John Cobb Jr.



Vital Statistics:

Analyzing Data on Your Micro

ables tested, it might then do a regression analysis to find the straight line that best fits the relationship of sales against each of the other variables when plotted on a two-coordinate graph.

On a plot of sales versus ad dollars spent, for instance, you'd expect regression analysis to produce a line that climbs to the right (as advertising sales income increases). The points plotted for each of the 40 cities should be sprinkled roughly along that line (see Fig. 4). Cities that fall well below the line (low sales for the amount of advertising) might be considered candidates for help.

You can also use regression to make predictions. A company can project next year's sales based on those of the last five years. Regression is the basis of many forecasting packages. Only the largest and most expensive packages include sophisticated statistics like multivariate analysis. There are several types; by definition all involve more than two variables for each case. Factor analysis is one type; this multivariate technique reduces a large number of interrelated variables to a few factors that aren't directly measurable. Market analysts use it to fine-tune market surveys containing many questions. After seeing which questions get lumped by factoring, the analyst can better understand that market.


Micro History

In the olden days, you needed a mainframe if you had more numbers than a desk calculator could handle. You recorded your data on a keypunch and submitted your program the same way. Statisticians passed around statistical routines and sub-routines to avoid reinventing the wheel.

By the late 1970s, researchers with micros were getting out their stat books, translating computation formulas into Basic, and running statistical analyses on their Model I's. At the same time, a few companies, including Radio Shack, began to sell statistics packages to nonprogrammers. While some packages were developed on microcomputers, others derived their ideas from mainframe packages such as SPSS (Statistical Program for the Social Sciences) and SAS (Statistical Analysis System).

The Radio Shack Advanced Statistical Analysis Package, written in Basic, included two file utility programs and four kinds of data files as well as 10 statistical programs. It also had a program that drew a random sample. With 16K of RAM, you could analyze up to 80 cases by 10 variables (800 data elements).

The most commonly used statistical procedures haven't changed any, but everything else has. Data files are bigger than 35-track single-density disks allow, and RAM requirements are usually higher than 16K or 32K. The hard disk has be-



TANDY™

TANDY 2000

TANDY 1000

SEE WHAT Someday, our competition

In addition to a price you can afford more easily:

¹A buy-back policy*, to insure you against a good idea that turned out to be a mistake or even if you simply "changed your mind". ²An exchange, for a new one, in the rare event that yours should prove to be a "lemon". ³Credit card purchasing convenience for speed and safety plus ⁴an additional discount for cash-with-order buyers and ⁵a CALL-FREE number so you can get our prices free (except Texas). ⁶A price quote which has NO ROAD-FREIGHT charges added later, we pay the freight and ⁷fast

* For a small restocking fee.

CUSTOMER SERVICE/QUESTIONS ABOUT
YOUR ORDER and in TEXAS 1-817-573-4111
(9 am-5 pm TEXAS TIME MONDAY-FRIDAY)

Fort Worth Computers
377 Plaza
Granbury, Texas 76048



CALLFREE NUMBER:

COMPUTERS and PRINTERS etc.

TANDY 1200

WE OFFER.
will give as much.

shipping, usually next business day. *A same-day "rush service" for late satisfaction and "the assurance that repeat-customers exceed new ones means great satisfaction. ¹⁰References given upon request, to prove our bona-fides.

Tandy computers are created equal. . .all retailers are not.

Did you get "the rest of the story" before you placed your order?
(. . .good thinking. . .)



Circle 214 on Reader Service card.

FORT WORTH COMPUTERS

(WE ARE SERIOUS ABOUT SAVING YOU MONEY)

Located 30 miles from Ft. Worth

For
Latest
Prices

(1-800-) **433-S-A-V-E**




Photo 1. An example of a histogram created by SPSS. This is from the SPSS demo program.

come cheaper and more widely available: some packages recommend it, and a few require it. Some software is now written in machine language for greater speed.

While all of these improvements are appealing, they're also more expensive, and only the full-time professional researcher needs a top-of-the-line system to do data analysis. The power user wants lots of RAM, a chip with 8 MHz clock speed, a hard disk, and machine-language software. His setup might include a Model 3000 with 640K of RAM, a hard disk, and a \$500 to \$800 statistical package. With that, the professional can analyze data from a file of, say, 1,500 cases with 100 variables, or do correlation and regression analyses.

The rest of us can use less expensive equipment if we will settle for less than blazing speed and leave the most complex multivariate techniques to the professionals. A pair of floppy-disk drives and Basic programs will handle such functions as crosstabulations and descriptive statistics, as long as the data files contain no more than a few hundred cases.

StatPac

An example of what is available for the Models I/III/4 is StatPac from Walonick Associates. It includes 14 statistical programs plus 19 utilities (see Fig. 5, p. 40). (If you own a Model I, you'll need a double-density operating system.) You choose from a menu and then from menus for codebook management (data description), data management, and analysis management. The 124-page manual and screen prompts tell you just how to use the package, but they don't tell you which kind of analysis is appropriate for what kind of data.

StatPac sells for \$285. The current TRS-80 version requires 48K RAM. A CP/M version is also available. The Model I version is in Basic and includes machine-language subroutines for extra speed. The Model III/4 version is compiled in machine code; author David Walonick says that it runs five times faster than the Basic version. Both have an enhanced multiple-regression module.

The menus and the manual take you step by step through the sequence of de-

User Group Survey Results

Frequency Analysis of Variable 1

| What type of computer do you own? | Number | Percent |
|-----------------------------------|-----------|----------------|
| A = Model I | 10 | 15.9 % |
| B = Model II/12/16 | 3 | 4.8 % |
| C = Model III | 13 | 20.6 % |
| D = Model 4/4P/4D | 14 | 22.2 % |
| E = MS-DOS machine | 15 | 23.8 % |
| F = Color Computer | 5 | 7.9 % |
| G = Model 100/200 | 3 | 4.8 % |
| Total | 63 | 100.0 % |
| Missing cases = 0 | | |
| Response percent = 100.0 % | | |

Frequency Analysis of Variable 2

| What kind of printer do you own? | Number | Percent |
|----------------------------------|-----------|----------------|
| A = Tandy | 28 | 44.4 % |
| B = Epson | 15 | 23.8 % |
| C = Okidata | 9 | 14.3 % |
| D = Gemini | 3 | 4.8 % |
| E = Centronics | 6 | 9.5 % |
| F = Other | 2 | 3.2 % |
| Total | 63 | 100.0 % |
| Missing cases = 0 | | |
| Response percent = 100.0 % | | |

Figure 2. A simple tabulation, or frequency analysis, of computer and printer ownership among members of a computer club.

scribing, entering, and editing your data. Then you're shown how to do batch processing by setting up an analysis control file. The file can order one or several analyses. Once you execute the file, you can do something else until your printer stops printing. Crosstabulating a few dozen cases takes only a few minutes. It takes much longer to run a multiple regression problem with several hundred cases.

You can print out your data description (codebook) and your data file to make sure you made no errors before you do your analysis. You can also print out and check your analysis control file before you execute it.

Walonick wrote the original version of StatPac in 1979-80 and offered the TRS-80 version for sale in 1981. Since then he has produced an MS-DOS version, with instructions for either floppy- or hard-disk installation.

MS-DOS StatPac comes on three disks and includes a 222-page manual. It has 18 statistical programs and 33 utilities, all of which you can call from menus or prompts. It is compiled in machine language and runs notably faster than the smaller compiled version for the Model III/4. When installed on a hard disk, it zips along even faster.

Anyone who does statistics on a micro-computer soon discovers that he or she devotes a lot of time to tasks related to entering the data. StatPac lets you choose from one of three data entry programs, de-

pending on your personal taste and the kind of data you're entering.

Heavy Metal Statistics

The power user might want to consider a big package called SPSS/PC, the descendant of a well-known mainframe package. Version 1.1 requires MS-DOS 2.x and at least 320K RAM.

The package comes on nine double-sided disks and includes a tutorial disk. The price is \$795.

Installing it on your hard disk is easy; you can transfer the programs on the nine disks in less than 20 minutes. The 33 files occupy over 3 megabytes. See Fig. 6 (p. 40) for a list of SPSS's functions.

A demonstration file called Employ.INC shows you some of the main components of SPSS from a spectator's point of view. It also tells you about some of the new features on version 1.1. For example, you can now use some DOS commands from within SPSS/PC.

Employ.INC has a sample data file of 100 cases. As it moves along, the demonstration recodes the data into five categories and displays the results in both numbers and a graphics display called a histogram (see the Photo). Since only 100 cases are involved, the program takes only a few seconds to load the data from the hard disk before each analysis.

The manual recommends an 8087 math coprocessor to speed up the han-

dling of large data files. SPSS/PC uses a coprocessor automatically.

SPSS is a command-based system, and you must know the commands along with the command structure or syntax. New users will probably get a number of "Error... command not executed" messages.

On-line help messages are available, but they're no substitute for the 600-page manual. Over 300 pages are devoted to explaining 21 kinds of statistical procedures, while a dictionary of some 700 commands and key words takes up another 194 pages. Other sections provide output examples, a glossary, an index, and an introduction.

SPSS/PC can do sophisticated multiple regression and factor analysis problems, and the precision of the computation results is up to the best professional standards.

If version 1.1 has a flaw, it is its inattention to data file creation and data entry. You have to look in the last appendix of the manual to find that "you probably will use an editor to prepare command files and data files." The WordStar nondocument mode and the EasyWriter Translate program are offered as examples. EDLIN, the MS-DOS line editor, isn't mentioned but will also work.

While I was checking out SPSS/PC 1.1, a new version called SPSS+ was released. It includes an integrated full-screen editor. SPSS Inc. kept the price the same but dropped several advanced statistical procedures and increased the minimum required memory to 384K. To get such features as factor analysis, cluster analysis, and multivariate analysis of variance, you must now buy an Advanced Statistics add-on that requires 448K RAM and costs \$295. And for an additional \$295 you can get another add-on for "presentation quality tables." This stuff is clearly for the big boys.

How to Buy

To do statistics on a micro, the simplest and least expensive approach is to write your own statistical routines in Basic or copy a listing from a book or an article. This is feasible if you do only one or two analyses periodically. If you do it yourself, the precision and reliability of the results will be directly related to your programming skills.

If you buy a package in Basic, you can usually make changes to suit your needs. Some packages are modular so you can add your own routines. However, a package compiled in machine code will run a lot faster. This is an advantage worth paying for if you have over 100 cases per data set to analyze.

Are the MS-DOS packages better than the ones for the TRS-80? They run faster, and the double-sided disks hold more data and more programs on one disk. The new Model 4D, however, offers a TRS-80 with double-sided disks, negating this particular advantage.

Heavy users will find that the benefits

User Group Survey Results

Crosstabulation of Variables 1 and 2.

----- BY -----
 What type of computer do you own? - (X Axis)
 What kind of printer do you own? - (Y Axis)

| Number Row % | I Model I | II Model II | III Model III | IV Model IV | V MS-DOS V | VI Color VI | VII Model VII | VIII Row VIII | Totals |
|--------------|-----------|-------------|---------------|-------------|------------|-------------|---------------|---------------|--------|
| Column % | I | II/12/16 | III | 4/4P/4D | machine | Computer | 100/200 | I | |
| Total % | A | B | C | D | E | F | G | I | |
| Tandy | A | 17.9 | 10.7 | 14.3 | 17.9 | 29.0 | 10.7 | 3.6 | 28 |
| | I | 50.0 | 100.0 | 30.8 | 39.7 | 46.7 | 60.0 | 33.3 | 44.4 |
| | I | 7.9 | 4.8 | 6.3 | 7.9 | 11.1 | 4.8 | 1.6 | |
| Epson | B | 13.3 | 0.0 | 26.7 | 13.3 | 33.3 | 6.7 | 6.7 | 15 |
| | I | 20.0 | 0.0 | 30.8 | 14.3 | 33.3 | 20.0 | 33.3 | 23.6 |
| | I | 3.2 | 0.0 | 6.3 | 3.2 | 7.9 | 1.6 | 1.6 | |
| Okidata | C | 2.1 | 0.0 | 3.1 | 3.1 | 0.0 | 0.0 | 1.1 | 9 |
| | I | 22.2 | 0.0 | 33.3 | 33.3 | 0.0 | 0.0 | 11.1 | 14.3 |
| | I | 20.0 | 0.0 | 21.1 | 21.1 | 0.0 | 0.0 | 33.3 | |
| | I | 3.2 | 0.0 | 4.8 | 4.8 | 0.0 | 0.0 | 1.6 | |
| Gemini | D | 0.0 | 0.0 | 0.0 | 66.7 | 33.3 | 0.0 | 0.0 | 3 |
| | I | 0.0 | 0.0 | 0.0 | 14.3 | 6.7 | 0.0 | 0.0 | 4.8 |
| | I | 0.0 | 0.0 | 0.0 | 3.2 | 1.6 | 0.0 | 0.0 | |
| Centronics | E | 0.0 | 0.0 | 2.1 | 1.1 | 2.1 | 1.1 | 0.0 | 6 |
| | I | 0.0 | 0.0 | 33.3 | 16.7 | 33.3 | 16.7 | 0.0 | 9.5 |
| | I | 0.0 | 0.0 | 15.4 | 7.3 | 13.3 | 20.0 | 0.0 | |
| | I | 0.0 | 0.0 | 3.2 | 1.6 | 3.2 | 1.6 | 0.0 | |
| Other | F | 1.1 | 0.0 | 0.0 | 1.1 | 0.0 | 0.0 | 0.0 | 2 |
| | I | 50.0 | 0.0 | 0.0 | 50.0 | 0.0 | 0.0 | 0.0 | 3.2 |
| | I | 10.0 | 0.0 | 0.0 | 7.1 | 0.0 | 0.0 | 0.0 | |
| | I | 1.6 | 0.0 | 0.0 | 1.6 | 0.0 | 0.0 | 0.0 | |
| Totals | I | 15.9 | 4.8 | 20.6 | 22.2 | 23.8 | 7.9 | 4.8 | 100.0 |

Chi square = 21.76 Valid cases = 63
 Degrees of freedom = 30 Missing cases = 0
 Probability of chance = 0.863 Response rate = 100.0 %
 Cramer's V = 0.263
 Contingency coeff. = 0.507

Caution: 39 cells contain an expected frequency less than 5

Figure 3. A crosstabulation of computer and printer ownership in the same computer club.

of a hard disk are greater than the costs. If you want faster execution, installing a hard drive is less expensive than buying a new computer with a faster chip.

Which packages are easiest to use? New users like menus. Command-driven

packages require more learning time but are faster to use once learned.

Can microcomputer packages produce results with the mathematical precision required for professional use? Yes, no doubt about it. Standard regression prob-

lems are often used to check out the precision of computation, and most microcomputer packages have produced results that are clearly up to professional standards. The best micro packages exceed the precision of many mainframe packages.

If you need to make inferences from large sets of numbers, you might want to go to a workshop and tap into the experience of a data analyst. For example, SPSS offers one- and two-day SPSS/PC workshops in major cities. Dr. Phillip Good of Information Research (10367 Paw Paw Lake Drive, Mattawan, MI 49071, 616-668-2049) conducts three-day workshops in Chicago that feature the MS-DOS version of StatPac. ■

John C. Cobb works as a consultant in international social science research. You can reach him at P.O. Box 2294, Reston, VA 22090.

Products

SPSS \$795
 SPSS Inc.
 444 N. Michigan Ave.
 Chicago, IL 60611
 312-329-2400

StatPac \$285
 Walonick Associates
 6500 Nicollet Ave.
 S. Minneapolis, MN 55423
 612-866-9022

Suggested Reading

Clark, Jeff, and Douglas Downing. *Statistics the Easy Way*. Woodbury, NJ: Barron's Educational Series Inc., 1983.

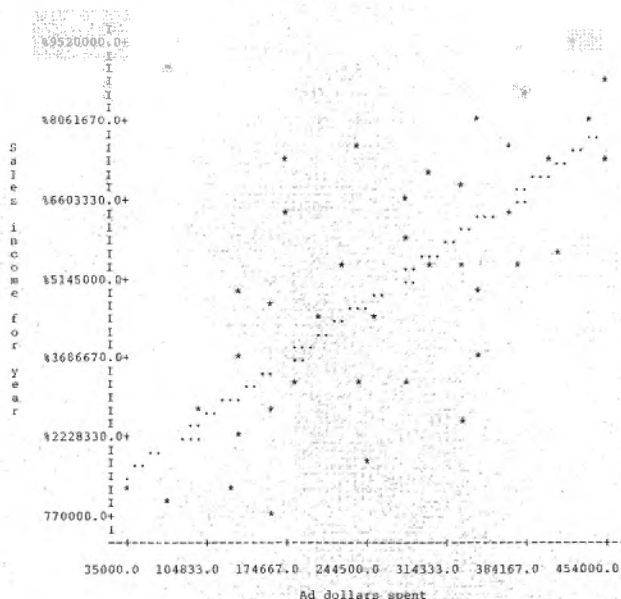
Herzberg, Paul A. *Principles of Statistics*. New York: John Wiley and Sons, 1983.

Berenson, Mark L., and David M. Levine. *Basic Business Statistics: Concepts and Applications*. 2nd ed. Englewood Cliffs, NJ: Prentice-Hall Inc., 1983.

Levine, Richard I. *Statistics for Management*. 3d ed. Englewood Cliffs, NJ: Prentice-Hall Inc., 1984.

Analysis of sales and ad revenues for Woonsocket Sprocket Co.

Correlation and linear regression



Mean of X = 263925 Correlation Coefficient = .72 Valid Cases = 40
 S.D. of X = 111320 Degrees of Freedom = 38 Missing Cases = 0
 Mean of Y = 5.067E+06 Slope of Regression Line = 15.17 Response % = 100
 S.D. of Y = 2.35918E+06 Y Intercept = 1.06432E+06

Regression Equation : $Y' = 15.17 X + 1.06432E+06$
 Standard Error of Estimate for Regression = 1.64787E+06
 Standard Error of Correlation Coefficient = .16
 Significance of Correlation Coefficient = 0.000

Figure 4. Example of correlation/regression analysis by StatPac demonstrates a fairly strong positive correlation (.72) between sales income and ad dollars spent. The small dots represent the straight line that best characterizes the relationship of the two variables as determined by linear regression analysis.

StatPac statistical capabilities

- Frequency analysis (histograms, etc.)
- Descriptive statistics (mean and standard deviation)
- Crosstabulations (Chi square, Phi statistic, Cramer's V statistic, and contingency coefficient)
- Correlation
- Linear regression
- t-tests (for matched pairs and independent groups)
- Multiple linear regression
- Analysis of variance (ANOVA)
- Multiple variable response analysis (by variable and value labels)

Figure 5. Some of StatPac's features. This is for the TRS-80 version.

SPSS/PC statistical capabilities

- Tabulation (bar, hbar, and histogram)
- Descriptive statistics
- Crosstabulation (Chi square)
- Subpopulation means
- t-tests
- Correlation
- Regression
- Analysis of variance (ANOVA)
- One-way ANOVA
- Nonparametric tests
- Multiple regression
- Discriminant analysis
- Factor analysis
- Cluster analysis
- Multivariate ANOVA
- Repeated measures ANOVA

Figure 6. Some of SPSS's features.

Each statistical data analysis package is unique, but most fall into one of several broad categories. General-purpose packages form the largest group. They handle descriptive statistics, crosstabulations, and often correlations and simple analysis of variance. They also include utilities for data entry and editing as well as for printed output. Some include nonparametric statistics.

Special-purpose statistical packages cater to the needs of specialists or vertical markets. Survey packages, for example, are especially for processing questionnaires and polls. These usually feature crosstabulations of two kinds of information in one table. Specialized packages are also used for forecasting and for econometrics (statistics for economists).

Below is a sampling of general-purpose and specialized survey packages ranging in price from \$200 to \$900. The list is not intended to be comprehensive, but it should give you a good idea of what's available for your micro.

General-Purpose Packages

ABC requires 256K RAM, two disk drives or a hard disk, and MS-DOS 1.x or 2.x. ABC will take advantage of an 8087 math coprocessor if it is installed. Consortium Software, 426 Thompson St., Room 4250, Ann Arbor, MI 48106, 313-763-3482, \$200.

ABC, derived from a minicomputer package, is menu oriented and interactive in the sense that you look at the screen and decide what you want to do next. A data entry and editing utility is included. It has programs for frequency distributions, descriptive statistics, crosstabulations up to 13 rows by 10 columns, and correlation and regression using up to 10 variables at a time. You can create new variables and recode or rearrange variables. Online help is provided. For those who have lots of RAM, a 512K version that handles up to 1,000 variables is available at no extra cost. The Inter-University Consortium for Political and Social

Some Statistics Packages

by John Cobb Jr.

Research developed the package and offers special prices to member universities and their representatives.

ABstat 4 requires MS-DOS, 196K RAM, and either two disk drives or 340K total disk storage. Versions are available for the Model 2000 and the Model 1200HD. One version supports the 8087 floating-point math coprocessor. AndersonBell, P.O. Box 191, Canon City, CO 81212, 303-275-1661. \$395.

ABstat is command-driven and executes quickly with programs compiled in machine code. All its programs are on one disk. It will handle up to 128 variables, and the maximum number of cases is set only by disk capacity. It can read and write files in dBase II and dBase III. Statistical procedures include listings of values, frequencies and percents, descriptive statistics, correlation coefficients, analysis of variance, several nonparametric tests, and simple and multiple regression.

Crunch Interactive Statistical Package (CRISP) requires 192K RAM, MS-DOS 2.x, and two disk drives. Crunch Software, 2547-22nd Ave., San Francisco, CA 94116, 415-564-7337. \$495.

CRISP is an integrated package of 11 statistical programs plus 13 utilities. The utilities let you build, sort, merge, concatenate, correct, copy, and list a system file. You can also read dBase II files, recode and transform variables, use algebraic formulas to create new variables, and specify a subset of cases for analysis. In addition to frequency distributions, descriptive statistics, crosstabulations, and scatterplots, the statistical programs do *t*-tests, nonparametric tests, correlations, analysis of variance, multiple regression, and principal components.

NWA Statpak comes in versions for MS-DOS or CP/M systems that have a compatible Basic interpreter. A CP/M version is available on 8-inch disks. Northwest Analytical Inc., 520 NW Davis, Portland, OR 97209, 503-224-7727. \$495.

NWA Statpak is written in Basic. It provides 50 statistical programs but excludes multivariate statistics. You select a category from a main menu and then choose a specific analysis or utility program from a second menu. Utilities for data entry and editing and for report formatting are included. The package does probability calculations, descriptive statistics, several nonparametric statistics, chi-square analysis, *t*-tests, analysis of variance, correlation, and regression.

The Statistician comes in single-user versions for the Models I, III, 4, 1000, 2000, and 3000. It requires 64K RAM (128K RAM recommended) and one disk drive. A Xenix version is available. Quant Systems, P.O. Box 628, Charleston, SC 29402, 803-571-2825. Specially priced at \$69 (\$149 for the Xenix version) through April 30.

The Statistician is a menu-driven system that incorporates a data base manager for data entry and editing. It is particularly useful for forecasting, since it provides five types of multiple regression analysis: stepwise, all subsets, backward elimination, ridge, and least squares. The package includes programs for descriptive statistics, hypothesis testing, one- and two-way analysis of variance, time-series analysis, and nonparametric statistics.

Editor's note: The Statistician was not reviewed by the author; however, a review of the package appeared in the December 1983 80 Micro (p. 39).

Systat requires MS-DOS 2.x or higher, 256K RAM, and two double-sided disks or a hard disk. A CP/M version is available. Systat Inc., 603 Main St., Evanston, IL 60202, 312-864-5670. \$495.

Systat is a fast and accurate command-driven system that comes on five double-sided disks. It features a multivariate general linear hypothesis module that does several kinds of advanced statistical analysis. With a hard disk, it can handle up to 2,000 cases with 150 variables each. It has a full-screen editor and a wide range of statis-

tical routines for descriptive statistics, nonparametric statistics, correlation and regression, and crosstabulations. A report writer add-on costs \$60.

Special-Purpose Packages For Survey Analysis

ABtab 3 requires MS-DOS, 256K RAM, and 600K of storage on floppies or hard disk. AndersonBell (see address above). \$895.

ABtab is a command-driven package that produces crosstabulations, bar graphs, and listings of selected data from each case or respondent. It does banners and stubs, a kind of crosstabulation dear to the hearts of market researchers—columns contain demographic information such as age and sex, while the rows tabulate responses such as which brand you buy. It will handle questions with more than one response, such as, "Which magazines do you read?"

Support for the 8087/80287 math coprocessor has been discontinued since the current release tabulates data faster than release 2, with 8087 support. Release 3 features easy recoding and post-coding of data plus new features of special interest to market researchers who do surveys. The package will handle up to 512 questions and 32,767 respondents.

The Survey System 2.0 requires MS-DOS 2.x, 128K RAM, one disk drive, and an 80-column display. No language interpreter is required. Creative Research Systems, 1649 Del Oro, Penteluma, CA 94952, 707-765-1001. \$495.

The Survey System handles data entry and editing and produces several kinds of tables and charts suitable for including in a professional report. You could use the tables with standardized scores for grading students or rating employees. An optional addition allows input of data via an optical card reader. You can send output to screen, printer, or disk and produce bar charts with either a dot-matrix or daisy-wheel printer. The package is designed to handle up to 32,000 questionnaires. ■

Attention TRS-80™ owners who now have a "PC"

SuperCross/XT

EASILY TRANSFER FILES FROM THE TRS-80™
TO MS-DOS™ OR CP/M™ AND BACK!

80-MICRO summed it up: "The value of this program far exceeds its price...
if you work with different computers, it's a must."

** 4-STAR Review - July 1985 issue **

Don't be confused by competitors that are
really BASIC translators with limited file
transfer capabilities! SuperCROSS/XT
is the one that moves lots of files FAST!

HUNDREDS OF ENTHUSIASTIC COMPLIMENTS ON FILE!

You just got a new Tandy 1000 or a PC compatible. You've got lots of data on your TRS-80™. You'd like to use it on your new PC. We make it easy for you. SuperCROSS/XT will allow you to COPY files back and forth between different operating systems, including PC/MS-DOS 1.x, 2.x/3.x (single or double-sided), CP/M+, or CP/M 2.2 on your TRS-80™ Model 4/4P, III, or I/DD easily and quickly. You can do this with your existing hardware and SuperCROSS/XT, eliminating modems, cables, and terminal program transfers. SuperCROSS/XT runs as a .CMD file under your TRS-80 operating system. Data files, spreadsheet files, medical records, legal briefs, and text files can easily be moved between machines. Years of Visicalc™ or Multiplan™ files, Scrip™ or Superscrip™ files (saved in ASCII), for example.

Comments and letters on-file from registered users are extremely enthusiastic about this product and its ease of use. **IT WILL do what you think it will do, it's easy, and it WORKS GREAT!** Features in SuperCROSS/XT that others lack include "tagging" files for multiple COPY's or KILL's to eliminate many unnecessary keystrokes! We'll COPY all you want in one pass with TAG!

"Powerful & easy to use" - GFP, Chicago IL

"A very handy product worth much more than the price." - KA, Port St. Lucie FL

"Excellent product! Works as advertised." - GF, Boise ID

"Works! Rejoice! I can now talk to PC's!" - CN, Sanatoga PA

"Excellent. No problems at all." - RH, Santo Domingo, Dominican Republic

"Super! It performs the task I needed done." - TT, Rockville MD

"Fantastic! I transferred my files within 1 hour!" - PJS, Rolla MO

"Will save 100's of hours! It'll protect my 4P from obsolescence"-RJ, Denver CO

"Superb. Easy to understand documentation." - RES, St. Louis, MO

CNVBASIC/CMD, available separately, "preps" your VIII BASIC programs before sending over with SuperCROSS/XT. It will make most of the syntax and spacing changes required for converting Model VIII BASIC programs for use on GW BASIC or Model 4 BASIC. Commercial application packages written in BASIC probably will not convert 100% over by our or any other BASIC translator.

*Some of the DOS Formats Supported: PC/MS-DOS variations include 1.x, 2.x/3.x single or double-sided (IBM, Tandy 1000/1200/3000, and most compatibles), and Tandy 2000. CP/M variations include most well known single and double-sided formats including CP/M 3.0+, Morfeuzma Micro 2.2 (all versions), and most other popular CP/M formats.

*The stand-alone SuperCROSS/XT package may be ordered
through Tandy Express Order at any Radio Shack™ store!

Important! Please specify Mod I/DD, III (mode), or Mod 4 computer type required.

SuperCross/XT (70 disk formats)*

Cat# 90-0299 - Model 4, 4P, 4P

\$ 99.95

Cat# 90-0300 - Mod III (mode)

\$ 99.95

Cat# 90-0301 - Model I Double Density

\$ 99.95

CNVBASIC/CMD (converts VIII BASIC programs to Mod 4 or PC)

\$ 29.95

BOTH! • COMBO Special!

\$119.95

CNVBASIC & Combo Set NOT available through Tandy at this time...

Super Utility

for PC/MS-DOS™

Fixed/Floppy Disk-Tools for Tandy 1000, 1200, 2000, 3000, IBM PC™, XT™, AT™, Leading Edge, Compaq, AT&T 6300 and many other compatibles.

Data file recovery, disk exploring,
zapping, and MUCH more!

Accidental deletions and disk directory problems can happen to anyone at anytime... a power spike, fingerprint, speck of dust, hardware problem, or simply typing DEL ** in the wrong sub-directory can destroy critical data in a moment without warning. Therefore we introduce Super Utility for the PC - an easy to use disk utility containing many functions sorely needed in PC/MS-DOS.

With SU/PC you can restore damaged or deleted files using two different methods (one easy, the other a bit tougher). Even clusters of an erased file assigned to another file can still be restored, unless the user has physically written over every byte of the original data. Even if the directory is not readable - crashed- you have a chance of copying the sectors to a new file on another disk! (Most applicable with word processing files.)

In addition to file repair and recovery, Super Utility provides sector verify, sector editing, modification of sectors in Hex or ASCII, ease of renaming of files and setting their attributes in the directory (lock and unlock files, etc.), string search, copying sectors to a file, diagnostic sector checking, mapping of the FAT table of a file or an entire drive, visual graphics pertaining to your system, and full directory and sub-directory editing without endless menu-hopping - all in one program. Want to change the name of your sub-directory without copying all your files to a new one? Just retype a new name over the old one with SU/PC! The sector display mode displays all 512 bytes on-screen at one time and allows you to fully explore your disks. SEARCH and CHANGE are nice here too! Will find any occurrence of a byte or string on your disk. Compatible with DOS versions 2.0 - 3.1 on most systems. Color, composite, or monochrome video are supported. A great tool for fixed disk users as well as floppy. Also compatible with IOMEGA's Bernoulli Box™ (distributed by Tandy as the Disk Cartridge System). Please do not confuse the MS-DOS version of Super Utility with the TRS-80™ version. Super Utility for MS-DOS is NOT SU- from the TRS-80 "ported over". SU/PC is a totally new program that fills the gaps that PC users have most need of and have asked us for. It's aimed at the beginner, the "office user", hobbyists, students of the PC, or programmers alike. Many of our users say SU/PC is much easier to use than NORTON's. Works on Tandy 2000 too!

So, why not be certain about the safety of your data (and your peace of mind) when you can have Super Utility/PC disk insurance right on hand at an unusually low price? Make "PC" life easier, more fun, and knowledgeable all at the same time. Unprotected.

Requirements: IBM PC or compatible running PC/MS-DOS 2.x-3.x, minimum of 128K memory, and at least one disk drive. Internal fixed drives supported.

Super Utility/PC may be ordered at any Radio Shack™ store!
Catalog #90-0407 only \$89.95

Fine Print: Prepaid or charge card orders (only) include free UPS shipping to US addresses! Mention this ad for FREE SHIPPING in your order. Blue label, COD, or over-night shipping available at extra charge. Visa/MasterCard accepted. Canada, please add \$4 for airmail. Other countries add \$15 for airmail. Foreign orders, please use Charge Cards ONLY. Checks not drawn on US banks will not be accepted. Texas residents must add appropriate sales tax!

IBM, PC, XT, & AT are registered trademarks of International Business Machines Corp. MS is a reg. trademark of Microsoft. TRS-80 is a reg. trademark of Tandy Corp.



POWER SOFT
17060 Dallas Parkway, Suite 114
Dallas, TX 75248
(214) 733-4475



More Power for your TRS-80

from PowerSOFT - All shipped FROM stock within 24 working hours!

Do you use a hard drive on your TRS-80?

Our Supreme Hard Disk Driver packages offer much greater flexibility and superior performance over the standard drivers supplied by Tandy or other hard drive manufacturers for the TRS-80 Mod 4, III, or I. They allow you to split up your hard drive into partitions of differing sizes, and also allow you to define smaller granule sizes and other optimizing operating characteristics to achieve maximum use from your drive. The drivers (once relocated) are very small; less than 256 bytes. Most hard drive companies either sell or recommend our drivers. These drivers can also be used to allow a hard drive to be shared between LDOS 5.1 and TRSDOS™ 6 for Model 4 owners! If you have the 15 meg or 35 meg Tandy drive, you can now format it for full usage - NOT just 5 meg (Mod I, III or 4 mode)! If you have a 4P and a Tandy drive, you can boot directly off the Tandy hard drive without a floppy! Call or write for complete details. **only \$99**

Whether you use our software driver or not, you NEED to use BACK/REST! Shame on you if you're not backing up your data!

BACK/REST 1.3

AVAILABLE THROUGH TANDY
- EOS CATALOG #90-0244 -

- * SUPER-FAST Hard Drive "Image" Backup & Restore!
- * Backups or restores an entire logical drive or file-by-file!
- * Files larger than a floppy are NO PROBLEM any longer!

See the 5-Star review in the Oct'85 issue!

"BACKREST is strongly recommended as insurance against possible digital disaster."

-George Antunes, Oct.'85 80-MICRO

You know you should backup everyday. Let's face it, the normal file-by-file backup method employed by today's operating systems takes so long that it actually discourages people from doing backups. Our experience shows us that with many users, the longer they've owned a hard drive, the less they're prone to backup regularly. You're okay until the day your drive develops a glitch.

Then there's the problem of files too large to fit on a floppy! Like PROFILE™ or other types of data files. BACK/REST solves all that! It segments those and can restore them back without you having to worry about it and figure it all out. BACK/REST can create a mirror-image of your hard drive partition on floppy disks in 20% of the time a file-by-file backup would normally take; a 5 megabyte drive should take about 10-15 minutes. There is NO EXCUSE for not backing up your hard drive now... do yourself a favor.

BACK/REST is simple to use and will even tell you just how many floppies you will need to have formatted BEFORE you start. Furthermore, only allocated cylinders of the hard drive are copied to speed things up substantially. Platters may be restored either completely or file by file. If you've invested good money into a hard drive system, it doesn't make any sense not to have a good, fast BACKUP routine. BACK/REST makes that job easier and saves much time. TIME IS MONEY. Don't delay! Save HOURS! Save yourself a real problem if your hard drive has a glitch, BACK/REST will work with all TANDY hard drives and most others that use LDOS or TRSDOS™ 6.

Need some tools? If you run a hard disk, you'll really want and NEED The Model 4 ToolBELT or The LDOS ToolBOX! Directory check and repair tools are included. These programs add tremendous power and flexibility to your operating system, as well as performing maintenance and even "surgery", if necessary. Repairs crunched HIT or GAT tables with ease! The utilities include programs for disk analysis and repair, file or directory checking and repair, extensive disk modifier, memory modifier, file modifier, sector verifiers, file and sector comparers, filters, file or disk mapping, password manipulation, password removal, mass file moving, mass file killing, erasing, disk drive exercising, disk and file search/replace, and much, much, MORE. Each program contains a built-in "HELP" prompt. All utilities are written in machine language, contain excellent documentation, and are unprotected!

BACK/REST 1.3 for TRSDOS 6™ & LDOS (EOS Cat. #90-0244) \$ 99.95

Model 4 ToolBelt (EOS Cat. #90-0245) \$ 49.95

Hard Disk Repair & Recover Tools for TRSDOS 6 - Mod 4, 4P, 4D

LDOS ToolBox (not available at Tandy) \$ 49.95

Hard Disk Repair & Recovery Tools for LDOS - Mod VIII

Tandy 1000 and other PC compatible users:

Do you have problems with "protected" disks on your Tandy 1000, 1200, 3000, IBM, or other PC compatible? We don't mean trading software, but making archival backups of your purchased MASTER disks and running your protected business applications from your hard disk. We have a program called COPY II PC that will handle these tasks for you. COPY II PC will backup most protected PC software. It also makes using your hard disk as convenient as it was designed to be! No longer will you need to use a "key disk" on most software (applications - not games). You can run directly from your hard disk with NOKEY, included with the COPY II PC package. Insert NOKEY in your BATCH file for fast, easy, automatic execution of your "protected" applications. This is sold for making archival backups of your own purchased software for your own use or running from your own hard drive only. TANDY 1000 requires memory card because of needed DMA chip that resides there.

>> Not for Tandy 2000 << Minimum requirements: TANDY 1000 (memory board required), 1200, 3000, IBM™ PC™, XT™, AT™, or other "real" compatibles including Leading Edge, Compaq, etc. One or two disk drives - 128K required.

COPYII PC with Nokey only \$39.95

Do you really like Scripsit™, but wish it did a whole lot more?

You'd like a lot of new features without relearning a whole new system or spending much additional money? Our PowerScript 4.2 is just the answer. PowerScript 4.2 adds two categories of additions to SCRIPSIT™. Directory/File functions (DIR, FREE, KILL CHAIN, LINK), and embedded printer control functions. With all the smarter printers out there, it doesn't make any sense to use a "dumb" word-processor anymore. In this case, "dumb" means it can't really control your printer to its fullest capacity. PowerSCRIPT 4.2 gives you many new features, including complete printer control, while retaining the commands you already know - at a very low price! All your previous files will, of course, be compatible. Supports Mod I, III, and 4 versions of SCRIPSIT™. 4+ Stars, 7/85 80-MICRO

Add all this power to your program for only \$39.95!

Reference Manual for Scripsit™

New! Contains easy to follow instructions on getting the most from the ever-popular SCRIPSIT™ for Mod I, III, or 4! Explains all the mysteries and ends confusion on commands you might not have understood before! Meant to supplement your manual, but will stand alone in its completeness. Contains an extensive Index to the Tandy VIII SCRIPSIT manual (needed it). **only \$7.95!**

USING SU+ 3.2, SU4, & POWERTOOL™

Our ever-popular book INSIDE SU+ 3.x has been revised and renamed to now include all the changes that have occurred since it was last revised, as well as incorporate our PowerTOOL product, sold by Tandy (26-2022). This perfect-bound, large format, slick 100+ page book explains all the ins and outs of using these powerful utilities to the fullest of their capabilities. If you own SU+ 3.x, SU4/4P, or PowerTOOL this book will really add to your knowledge and maybe explain some things you didn't understand before. Lots of tips, hints, and suggestions are included. Disk theory is explained as well. The book is a real value at only \$19.95, its list price, but this month we're offering it for only \$15!

Don't own Super Utility yet?? Buy our world-famous SUPER UTILITY+ 3.2 or SUPER UTILITY 4/4P and add our new edition of USING SUPER UTILITY for only \$5 extra! >> Save \$15! <<

Super Utility+ 3.2 for the TRS-80™ I, III, 4(III) \$79.95

Super Utility 4 for the TRS-80™ Model 4/4P/4D \$79.95

USING SUPER UTILITY Book Sale price \$15.00

>> Special combo SU with new book for only \$84.95! <<

Super Utility for the TRS-80 is "protected". It comes with two copies of the program. Upon registering, you may order an unprotected copy for \$20 (U.S.) at your option.

Fine print: Visa or MasterCard gladly accepted. Flat rate shipping on any item or combination of items from this ad is only \$3 (UPS ground). Blue Label or overnight available at extra cost (\$3 and \$13.50). COD orders will have \$3 added to the total. Canadian airmail is \$4 and other foreign airmail will be actual cost. Foreign customers, please use charge card. Checks and orders not drawn on US banks will be returned. Texas residents must add appropriate sales tax.



POWERSOFT

17060 Dallas Parkway, Suite 114
Dallas, TX 75248
(214) 733-4475



Keeping Tabs

David C. Andresen and Beverly Woodbury

Compile your own statistical tables with MicroTab, a simple crosstabulation program that handles surveys and questionnaires.

MicroTab appeared in our February 1984 issue (p. 84). We've modified it to let you input data from the keyboard and maintain data files on disk. It also now runs on the Models 4 and 1000. Address correspondence concerning this program to 80 Micro, Pine St., Peterborough, NH 03458.

MicroTab (see the Program Listing) is a general-purpose crosstabulation program that gives you a low-cost means of compiling statistical tables. It will easily handle tabulating opinion surveys or election returns. In addition, it will give you an idea of how commercial statistics programs work.

To produce a finished table with MicroTab, you need a set of completed questionnaires (see Fig. 1) and a drawing of the way you want your table to look. Figure 2 illustrates how a skeleton table might look for a political preference poll.

Let's say you interviewed 20 prospective voters to see whether they are leaning toward candidate Smith or candidate Jones. You now want to make a table that divides the results according to the respondents' sex. You specify what you want the table to look like, enter the questionnaire data, and let the program count the responses and calculate the percentages. In addition to column percentages, MicroTab computes row percentages.

It also gives you several printing options (see Fig. 3): raw counts (frequencies), col-

umn percentages, row percentages, no data (useful for printing labels alone), or no print (used for dummy rows where you calculate results but don't want to show the data or label).

The number of questionnaires MicroTab processes depends on the length of the questionnaire and the amount of memory in your computer. Experimentation is the best bet for determining the capacity of your system for a particular project.

The program will accommodate a 132-column printer. You can change the LPRINTs to Prints, but be aware that the program can display only small tables on the screen.

Across and Down

From the program's menu, you can access the table column specification section (program lines 1960-2060), which contains the specifications for each of the columns that appear in the table you want to create. For example, in Fig. 2 the first column is Women, the second is Men, and so on.

The specifications themselves consist of regular statements in Basic. They must follow a certain format, however. First, each statement identifies the table column (COL = n). Next, the program determines whether the answer to a particular question in the questionnaire qualifies to

| Public Opinion Survey Candidate Preferences | |
|---|---|
| Hello, I'm taking a public opinion survey about political candidates and I would like to include your opinions. My first question is. . . | |
| 1. If the election for mayor were held tomorrow, whom would you most likely vote for? Would it be Smith or Jones? (Interviewer: circle number for answer.) | |
| Smith | 1 |
| Jones | 2 |
| Don't Know | 3 |
| Refuse to Answer | 4 |
| 2. Now I'm going to read several income categories. Would you tell me when I get to the category that best describes your household's annual income? (Interviewer: read categories and circle number for answer.) | |
| Less than \$10,000 | 1 |
| \$10,000 to \$14,999 | 2 |
| \$15,000 to \$19,999 | 3 |
| \$20,000 to \$24,999 | 4 |
| \$25,000 to \$29,999 | 5 |
| \$30,000 or more | 6 |
| Refuse to Answer | 7 |
| 3. Sex of respondent: | |
| Female | 1 |
| Male | 2 |

Figure 1. Sample questionnaire.



System Requirements

Models I, III, 4, or 1000
Disk Basic
32K RAM
Printer

go in that column. The format is:

IF Q(x) = y THEN GOSUB 2110

where x is the question number and y is the value the program tests. If the test is successful, then the program executes the GOSUB, which goes to the row tests. You can use any relational operator permitted by Basic in place of the equal sign.

An example will illustrate the procedure. Let's say you want the first column in the table to be for women. Further, let's suppose that the third question in the questionnaire gives the sex of the respondent, with the number 1 denoting women and the number 2 denoting men. The specification, then, would be written this way:

1960 COL = 1:IF Q(3) = 1 THEN GOSUB 2110

Write all column specifications in a similar manner. Just remember that you have to give the column number, the question number, and question value.

Row specifications (program lines 2110-2220) are similar to column specifications.

MicroTab gives you a low-cost way to compile statistical information.

They tell the program which row you are working with and what qualifies to go in that row. Their format is as follows:

ROW = n: IF Q(x) = y THEN GOSUB 1770

where n is the number of the row, x is the question number, and y is the value the program tests. If the test is successful, the program goes to the section where it tallies answers (lines 1770-1780).

For example, the first row in the table is for Smith, and the first question in the questionnaire asks which candidate respondents favor, with the numeral 1 signifying Smith and the numeral 2 signifying Jones (see Fig. 1). The specification for this row is:

2110 ROW = 1: IF Q(1) = 1 THEN GOSUB 1770

Write all row specifications in a similar way. The program operates by testing each column. If the column test is met, it then tests all the rows, putting a tally mark on its imaginary tally sheet in each row/column intersection where that test is successful.

Setting the Table

When you run the program, MicroTab displays a menu with 17 options, many of which are used for editing the table file. The program must have the table file to perform most of its functions.

To set up a table file, select option 4.

Table 1.
Public Opinion Poll—Mayoral Candidate Preferences

| | Women | Men | Total Responses |
|-----------------|-------|-----|-----------------|
| Smith | | | |
| Jones | | | |
| Total Responses | | | |

Figure 2. Skeleton table before tabulation.

FREQ—Print the frequency or tally
COL %—Print the column percentage
ROW %—Print the row percentage
NO DATA—Print the row title but not the data in that row
NO PRINT—Don't print anything for this row

Figure 3. Printing options.

Table 1.
Public Opinion Poll—Mayoral Candidate Preferences

| | Women | Men | Total Responses | |
|-----------------|--------|--------|-----------------|------------|
| Smith | 7 | 3 | 10 | —Frequency |
| | 63.64 | 33.33 | 50.00 | —Col. % |
| Jones | 4 | 6 | 10 | |
| | 36.36 | 66.67 | 50.00 | |
| Total Responses | 11 | 9 | 20 | |
| | 100.00 | 100.00 | 100.00 | |

Figure 4. Finished table.

Program Listing, MicroTab.

```


10 REM * MicroTab, by David C. Andresen
20 REM * Updated by Beve Woodbury
30 REM *****
40 REM ***** INITIALIZE VARIABLES *****
50 CLEAR 4000
60 DEPINT A-Z
70 FFS="#####":PFS="####.##"
80 DIM TS$(20), CT$(10), RT$(50)
90 REM ***** INITIALIZE PRINTER (NX-80) *****
100 REM ***** TO 132-CHARACTER MODE *****
110 ' LPRINT CHR$(15);
120 REM *****
130 CLS
140 PRINT TAB(22) "MICROTAB"
150 PRINT TAB(5) "A CROSSTABULATION PROGRAM FOR MARKET RESEARCH"
160 REM ***** MENU *****
170 PRINT:PRINT "SELECT DESIRED OPERATION:":PRINT
180 PRINT TAB(5) "1) PRINT TABLE 10) EDIT COL TITLES
190 PRINT TAB(5) "2) READ TABLE FILE 11) EDIT ROW TITLES
200 PRINT TAB(5) "3) READ DATA FILE 12) EDIT ROW PRINT SPECS
210 PRINT TAB(5) "4) SET UP TABLE FILE 13) EDIT NO QSTRES"
220 PRINT TAB(5) "5) SET UP DATA FILE 14) EDIT NO. QSTNS/QSTRE"
230 PRINT TAB(5) "6) ADD TO DATA FILE 15) EDIT COL % BASE"
240 PRINT TAB(5) "7) EDIT COL SPECS 16) EDIT ROW % BASE"
250 PRINT TAB(5) "8) EDIT ROW SPECS 17) END"
260 PRINT TAB(5) "9) EDIT TABLE TITLES"
270 PRINT:INPUT "YOUR CHOICE";A
280 IF A<1 OR A>17 THEN 130
290 CLS
300 IF A=1 THEN 1100
310 IF A=2 THEN 450 ELSE IF A=3 THEN 950
320 IF A=4 THEN 2240 ELSE IF A=5 THEN 2580
330 IF A=6 THEN 2680 ELSE IF A=7 THEN LIST 1930-2060
340 IF A=8 THEN LIST 2070-2220 ELSE IF A=9 THEN 2750
350 IF A=10 THEN 2830 ELSE IF A=11 THEN 2910
360 IF A=12 THEN 2990
370 IF A=13 THEN CLS:PRINT "Number of questionnaires ";NQ:PRINT:INPUT "Enter c
orrect number of questionnaires: ";NQ:GOTO 130
380 IF A=14 THEN CLS:PRINT "Number of questions per questionnaire ";NE:PRINT:IN

```

Listing continued

Hunt and Peck is fine for chickens
but you can

Fastype™



"If you despair of ever
reaching the magical typing
plateau of 50 words per
minute, Fastype can help."

Ryan Davis-Wright, 80 Micro, Nov. '85

Specify

- IBM PC
- TANDY 1000
- TRS 80 Model III
- TRS 80 Model 4

\$39.95/disk plus \$1.50 shipping.

Arizona residents add 7%.

Schools ask about our network version.



Press A Software

Box 364M, Jerome, AZ 86331

602-634-2688

- Now available through Radio Shack
Educational Express Order Software.

TAX-PREP™ '86

takes the pain out of taxes
Available for use with Multiplan
or Lotus 1-2-3

Whether tax preparation is your
business or you do your own,
TAX-PREP '86 saves you money
and time while giving you totally
professional returns.

Look at these features:

- Easy to use, linked.
- IRS accept. printout 22 schedules.
- Automatically computes income
averaging, deprec & alt. min. tax.

TAX-PREP '86 for 1985 returns is
available in January for TRS-80 Model
4.4P II, 12.16 (TRSDOS). CP/M. Tandy
1000, 1200, 2000. **\$129.95.** Add \$3
shipping. In PA add 6% sales tax.

To order: specify your spreadsheet and
machine Visa/MC



29 Bala Ave. Dept. E
Bala Cynwyd, PA 19004
(215) 667-4064

1-800-543-1040

NEW! EZTax-PLAN PRO indiv.
& corp. tax planner for Tandy
1000, 1200, 2000, **\$295**

SEND FOR FREE INFORMATION

Listing continued

```

PUT "Enter correct number of questions per questionnaire: ";NE:GOTO 130
390 IF A=15 THEN CLS:PRINT "Number of Column for Column & Base ";CB:PRINT:INPUT
"Enter correct Column number for Column & Base: ";CB:GOTO 130
400 IF A=16 THEN CLS:PRINT "Number of Row for Row & Base ";RB:PRINT:INPUT "Ente
r correct Row number for Row & Base: ";RB:GOTO 130
410 IF A=17 THEN CLS:INPUT "Do you want to save edited Table File: ";YN$:IF YN$<
>"Y" THEN END
420 IF YN$="Y" THEN INPUT "Do you want a new table file name ";NF$:IF NF$="Y" TH
EN INPUT "Enter new file name: ";F$
430 GOTO 2490
440 REM ***** READ TABLE FILE *****
450 CLS: INPUT "Enter name of Table File to read: ";F$
460 OPEN "I",L,F$
470 CLS: PRINT "READING TABLE FILE"
480 NT=0
490 INPUT #1, W$
500 NT=NT+1
510 IF NT>20 THEN 1800
520 TT$(NT)=LEFT$(W$,110)
530 IF W$="END TABLE TITLES" THEN NT=NT-1:GOTO 550
540 GOTO 490
550 NC=0
560 INPUT #1, W$
570 NC=NC+1
580 IF NC>10 THEN 1810
590 CT$(NC)=LEFT$(W$,40)
600 IF W$="END COLUMN TITLES" THEN NC=NC-1:GOTO 620
610 GOTO 560
620 NR=0
630 INPUT #1, W$
640 NR=NR+1
650 IF NR>50 THEN 1820
660 RT$(NR)=LEFT$(W$,20)
670 IF W$="END ROW TITLES" THEN NR=NR-1:GOTO 690
680 GOTO 630
690 DIM PS(NR,8),P$$ (NR,4)
700 W=1
710 FOR I=1 TO NR
720 INPUT #1, W$
730 IF W$="FREQ" THEN W1=1
740 IF W$="ROW %" THEN W1=2
750 IF W$="COL %" THEN W1=3
760 IF W$="NO PRINT" THEN W1=4
770 IF W$="NO DATA" THEN W1=5
780 IF W$="END" THEN PS(I,0)=W-1:P$$ (I,W)=W$:W=1:GOTO 830
790 PS(I,W)=W1:P$$ (I,W)=W$
800 W=W+1
810 IF W>4 THEN 1830
820 GOTO 720
830 NEXT
840 INPUT #1, W$
850 IF W$<>"END PRINT SPECS" THEN 1840
860 INPUT #1, NQ
870 INPUT #1, NE
880 INPUT #1, CB
890 IF CB<1 OR CB>NR THEN 1870
900 INPUT #1, RB
910 IF RB<1 OR RB>NC THEN 1880
920 DIM Q(NE+1), TB(NR,NC)
930 CLOSE:GOTO 130
940 REM ***** READ DATA FILE *****
950 IF NQ=0 THEN PRINT "Must have Table File first!":PRINT: INPUT " Press ENTER
to continue.":X$:GOTO 130
960 CLS:INPUT "Enter name of Data File to read: ";F1$
970 OPEN "I",L,F1$
980 PRINT:PRINT
990 PRINT "PROCESSING QUESTIONNAIRE NO."
1000 FOR I=1 TO NQ
1010 PRINT @ 540,I
1020 FOR J=1 TO NE+1
1030 INPUT #1,Q(J)
1040 NEXT J
1050 IF Q(NE+1)<>-1 THEN 1860
1060 GOSUB 1960 'DO COLUMN SPECIFICATION CHECKS
1070 NEXT I
1080 CLOSE:GOTO 130
1090 REM ***** PRINT TABLE *****
1100 IF Q(1)=0 THEN PRINT "NO DATA AVAILABLE!": PRINT:INPUT "Press ENTER to con
tinue.":X$:GOTO 130
1110 INPUT "PRESS ENTER TO PRINT TABLE.":AS
1120 FOR I=1 TO 10:LPRINT " ":NEXT 'SPACE DOWN 10 LINES
1130 IF NT=0 THEN 1170 'IF NO TITLES GOTO 1450
1140 FOR I=1 TO NT
1150 LPRINT TT$(I) 'PRINT TITLES
1160 NEXT
1170 LPRINT " ":LPRINT " ":LPRINT " " 'SKIP DOWN 3 LINES
1180 REM ***** STACK COLUMN TITLES *****
1190 IF NC<=8 THEN ST=10 ELSE ST=8
1200 FOR I=1 TO NC
1210 AF=0
1220 IF LEN(CT$(I))>40 THEN CT$(I)=LEFT$(CT$(I),40)
1230 IF LEN(CT$(I))/ST - INT(LEN(CT$(I))/ST)=0 THEN 1260
1240 AF=ST*(1-(LEN(CT$(I))/ST-INT(LEN(CT$(I))/ST)))
1250 AF=INT(AF+.5)
1260 CT$(I)=CT$(I)+STRING$(AF," ")
1270 BF=40-LEN(CT$(I))
1280 CT$(I)=STRING$(BF," ") + CT$(I)
1290 NEXT
    
```

Listing continued

Listing continued

```

1300 REM ***** PRINT STACKED TITLES *****
1310 FOR I=40 TO 1 STEP -1
1320   LPRINT TAB(20);
1330   FOR J=1 TO NC
1340     LPRINT STRING$(3, " ");MID$(CT$(J),41-I,ST);
1350   NEXT J
1360   LPRINT " "
1370 NEXT I
1380 LPRINT TAB(20);
1390 REM ***** UNDERLINE COLUMN TITLES *****
1400 FOR I=1 TO NC
1410   LPRINT " ";STRING$(ST,"-");
1420 NEXT I
1430 LPRINT " ";LPRINT " " "SPACE DOWN 2 LINES
1440 REM ***** PRINT ROW TITLES AND DATA *****
1450 FOR I=1 TO NR
1460   IF PS(I,1)=4 THEN 1580 'NO PRINT OPTION
1470   LPRINT RT$(I); 'PRINT ROW TITLE
1480 IF PS(I,1)=5 THEN LPRINT " ";GOTO 1570 'NO DATA OPTION
1490 FOR J=1 TO PS(I,0) 'NO. OF DATA TYPES TO PRINT
1500   FOR K=1 TO NC
1510   TB=23+13*(K-1)+ST-LEN(FF$) 'CALCULATE TAB POSITION
1520   LPRINT TAB(TB); 'TAB OVER
1530   ON PS(I,J) GOSUB 1700 ,1720 ,1740
1540   NEXT K
1550   LPRINT " "
1560 NEXT J
1570 LPRINT " "
1580 NEXT I
1590 REM ***** MENU AFTER TABLE PRINTED *****
1600 CLS
1610 PRINT:PRINT:PRINT "OPTIONS:":PRINT
1620 PRINT TAB(5) "1) PRINT TABLE AGAIN"
1630 PRINT TAB(5) "2) RETURN TO MENU"
1640 PRINT TAB(5) "3) END PROGRAM"
1650 PRINT:INPUT "YOUR CHOICE";A
1660 IF A<1 OR A>3 THEN 1600
1670 ON A GOTO 1100 ,130 ,1680
1680 A=17:GOTO 410
1690 REM ***** DATA TYPES TO PRINT *****
1700 LPRINT USING FF$;TB(I,K); 'FREQUENCY
1710 RETURN
1720 IF TB(I,RB)=0 THEN LPRINT USING FF$;0; ELSE LPRINT USING FF$;TB(I,K)/TB
(I,RB)*100; 'ROW %
1730 RETURN
1740 IF TB(CB,K)=0 THEN LPRINT USING FF$;0; ELSE LPRINT USING FF$;TB(I,K)/TB
(CB,K)*100; 'COL %
1750 RETURN
1760 REM ***** TALLY TABLE FREQUENCIES *****
1770 TB(RW,COL)=TB(RW,COL)+I 'TOTAL CELL FREQUENCY
1780 RETURN
1790 REM ***** ERROR MESSAGES *****
1800 PRINT "NO 'END' STATEMENT OR TOO MANY TITLES. MAX = 20.":GOTO 1890
1810 PRINT "NO 'END' STATEMENT OR TOO MANY COLUMNS. MAX = 10.":GOTO 1890
1820 PRINT "NO 'END' STATEMENT OR TOO MANY ROWS. MAX = 50.":GOTO 1890
1830 PRINT "TOO MANY PRINT SPECS. FOR ROW";I:GOTO 1890
1840 PRINT "ERROR IN ROW PRINT SPECS":GOTO 1890
1850 PRINT "ERROR IN QUESTIONNAIRE DATA":RESUME 1890
1860 PRINT "ERROR IN RECORD NO.":I:GOTO 1890
1870 PRINT "INVALID ROW NO.":GOTO 1890
1880 PRINT "INVALID COLUMN NO."
1890 LPRINT CHR$(7);STOP 'SOUND BUZZER THEN STOP
1900 REM ***** USER SPECIFIES THE KIND OF TABLE HE
1910 REM WANTS IN THE NEXT SECTION. *****
1920 REM
1930 REM PUT SPECIFICATIONS FOR TABLE COLUMNS HERE
1940 REM 10 COLUMNS MAXIMUM
1950 REM *****
1960 COL=1:IF Q(3)=1 THEN GOSUB 2110 'COL. 1 SPEC -- FEMALE
1970 COL=2:IF Q(3)=2 THEN GOSUB 2110 'COL. 2 SPEC -- MALE
1980 COL=3:GOSUB 2110 'COL. 3 SPEC -- TOTAL RESPONSES
1990 REM ROOM FOR COL 4 SPEC
2000 REM ROOM FOR COL 5 SPEC
2010 REM ROOM FOR COL 6 SPEC
2020 REM ROOM FOR COL 7 SPEC
2030 REM ROOM FOR COL 8 SPEC
2040 REM ROOM FOR COL 9 SPEC
2050 REM ROOM FOR COL 10 SPEC
2060 RETURN
2070 REM *****
2080 REM PUT SPECIFICATIONS FOR TABLE ROWS HERE
2090 REM 50 ROWS MAXIMUM
2100 REM *****
2110 RW=1:IF Q(1)=1 THEN GOSUB 1770 'ROW 1 SPEC -- SMITH
2120 RW=2:IF Q(1)=2 THEN GOSUB 1770 'ROW 2 SPEC -- JONES
2130 RW=3:IF Q(1)>0 AND Q(1)<3 THEN GOSUB 1770 'ROW 3 SPEC -- TOTAL RESPONSES
2140 REM ROW 4 SPEC
2150 REM ROW 5 SPEC
2160 REM ROW 6 SPEC
2170 REM ROW 7 SPEC
2180 REM ROW 8 SPEC
2190 REM ROW 9 SPEC
2200 REM ROW 10 SPEC
2210 REM CONTINUE FOR UP TO 50 ROWS
2220 RETURN
2230 REM ***** SET UP NEW TABLE FILE *****
2240 CLS:PRINT "Setting Up New Table File":PRINT:PRINT
2250 INPUT "Enter Name of new file:":F$
2260 PRINT:PRINT:NT=0

```

Listing continued

From The God of Communications A Divine Modem at a Miracle Price Mercury



Look!

- **100% Hayes Smartmodem* Compatible,** that is **Mercury** runs with all the popular private or public domain, communications software
- **300/1200 Baud Speed,** software or hardware (dip switch) selectable. The 1200 baud feature will save you a bundle in long distance connections
- **Auto Dial**
- **Auto Answer**
- **Auto Speed Selection**
- **Audio Monitor,** via speaker with volume control.
- **Front Panel Lights,** give you at a glance full information on the status and mode of your communication
- Modem Ready-Terminal Ready
- Carrier Detect-Send Data
- Receive Data-High Speed
- Auto Answer-Off Hook
- **Clear & Easy to Read Manual.** If modeming is new for you, the **Mercury Manual** will ease your way into the exciting and rewarding world of data transmission
- **Elegant,** Mercury fits tastefully under your telephone set.
- **18 Months Warranty**

\$205.00

Including power supply, telephone cable and manual.
Computer to Modem Cable (\$18.00)-
Shipping \$3.00 anywhere in continental U.S.

Computer Friends

6415 SW Canyon Ct
Portland, OR 97221
(503)297 2321 (24 Hours line)

Order Toll Free
1-800-547-3303

or ask for free brochure.
Dealers Inquiries Welcome.

*Smartmodem! A Trojanian Have M. 11/1/87

The program will prompt you for a table file name and then request table titles. You can enter as many as 20 titles, each up to 110 characters in length. When you have finished, type in END and press the enter key.

The program now prompts you for column titles. You can enter column titles up to 40 characters in length. The program, however, assumes a 10-character column width and will break or wrap around the column title after every 10th character. This may lead to some strange-looking word breaks, which you can prevent by inserting characters in the titles. For example, to make the Total Responses column title break correctly in Fig. 4, type in:

Total Responses

The program will break the line after the 10th space, before the word Responses. If you did not insert the spaces, the program would break the title like this:

Total Res
ponses

On a 132-column printer, you can create tables with up to 10 columns. Use fewer columns if your printer does not have a 132-column width.

When you have finished creating column titles, type in END and press the enter key. The program will prompt you for row titles. MicroTab allows you to create 50 rows with titles 20 characters long.

For each row, you must enter at least one of the five print specifications listed in Fig. 3. Be sure to enter the specifications accurately in uppercase letters. Each row may have as many as three different print specifications, as long as they don't conflict. For example, you could choose the specs FREQ, COL %, and ROW %, which would print the tally, column percentage, and row percentage in that order. After you have typed in the print specs for each row, type END to indicate the end of the row. Press the enter key when you have finished.

The program will next ask for the number of questionnaires you want to tabulate, the number of questions on each questionnaire, the number of the row you want to use as a base for column percentages, and the row you want to use as a base for row percentages. Enter these last two numbers even if you do not plan to use column or row percentages. Press the enter key when you have finished.

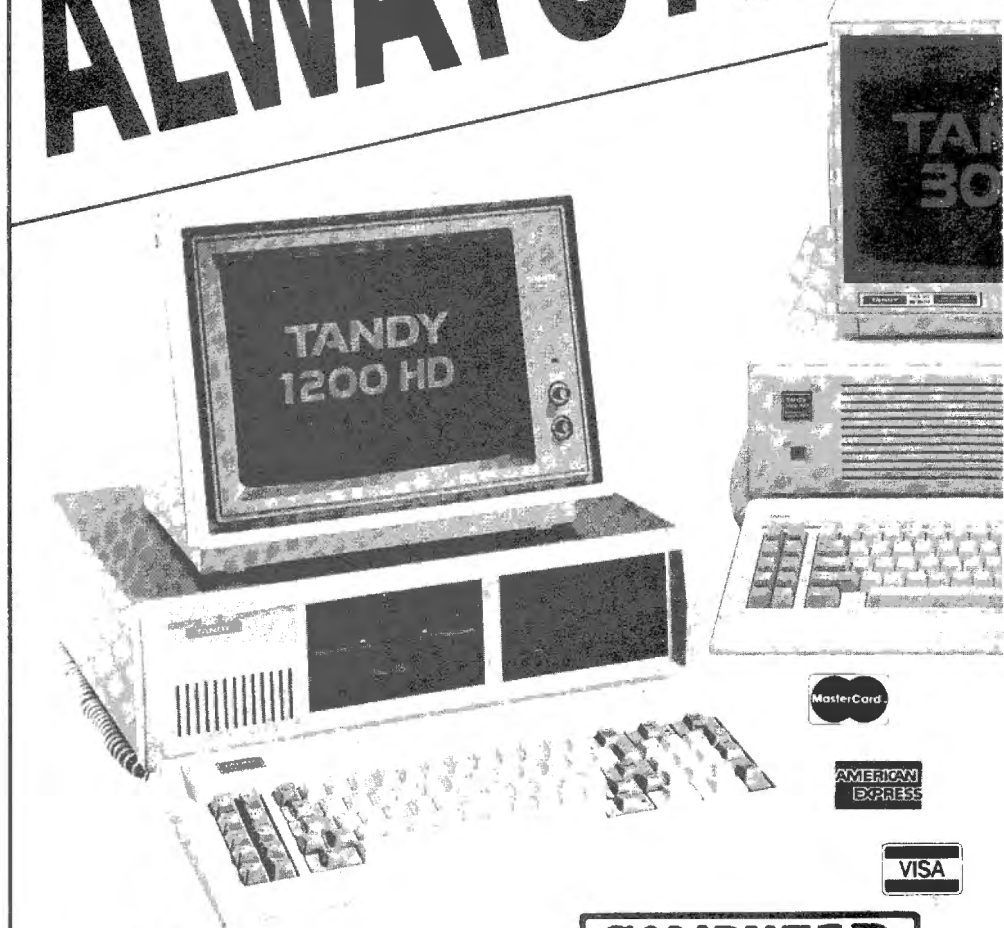
The program now returns you to the menu. The next step in creating a table is to enter the data you want tabulated. To create a new data file, select option 5. If you want to add data to an already existing file, select option 6. You may also read an already existing file by choosing option 3. After you make your selection, the program will prompt you for the name of the file you want to create, add to, or read.

If you are creating a new data file, you may begin entering data once you have


**TANDY[®]
COMPUTERS**

WITH THE
MANUFACTURERS
WARRANTY

ALWAYS AT "S"



- DISK DRIVES
- PRINTERS
- MODEMS
- SOFTWARE
- ALL RADIO SHACK PRODUCTS
- CHECK OUR SALE PRICES -- CALL --



DFW COMPUTER CENTER

Customer Service 817-481-SALE (9 am-5 pm CT)

SALE" PRICES



Do You Want A Real Warranty. . .

or will you settle for a vague promise?

Since 1977, we have operated a Radio Shack Authorized Sales Center (ASC), in the city of Grapevine, Texas. This will be significant for you only if (a) you want a warranty which you can exercise easily, if necessary and (b) the reassurance of our long term stability and business ethics.

When you buy a Tandy/Radio Shack product from us the Tandy/Radio Shack Warranty will accompany it and the warranty and service will be available to you, anywhere in the U.S.

We will not install any foreign parts which might, and probably will, have an adverse affect upon your warranty. We will assist you in obtaining local support, should you experience difficulty, and will make an offer to buy-our-product-back* (hardware) if it dissatisfies you, within 30 days.

"We ship fast," has always been our motto and if anyone is offering you a lower price, we suggest you ask about the foreign parts (and warranty) before closing the deal. We will "NOT meet-or-beat" a lower price so you can be sure you have our best quote the first time, and our toll-free phone lines (outside Texas) make the quote easy for you to get, from 9 a.m.-5 p.m. central time, Monday thru Friday. (*For a small handling charge)

TOLL FREE 1-800-433-SALE

326 Main St. Grapevine, Texas 76051

TEXAS BUYERS ADD 5 1/2% SALES TAX.

typed in a file name. If you are reading or adding to an existing file, the program searches the file and prints the number of the questionnaire. You will then be prompted to enter the questionnaire data.

Enter data in integers from -32786 to 32767. You cannot, however, use -1, as the program uses this integer as an end-of-questionnaire marker. The range of integers you may choose from means that any question on the questionnaire may have 65,000 possible answers. While no one would require this many, the figure illustrates the program's flexibility.

Enter a number for each question, reserving one number—zero, for instance—to indicate a blank. If you are adding data to a file, enter the number of new questionnaires; the program automatically changes the number in the table file. It then reads the old data file, writes it to the new one, and requests you to enter the new data for the number of questionnaires you indicated previously. When you have finished with the data entry, type END and press the enter key. The program then returns you to the menu.

Even if you have just entered the data, you must read the data file (option 3) before you can print the table (option 1). The program tabulates the percentages during printing. Array PS(n,n) keeps a code for each type of data that is to be printed for each row (FREQ, COL %, and so on). MicroTab processes the code in line 1490 to see how many different items it needs to print and again in line 1530 to determine which one to print at the moment. The actual printing is called from that line.

When you have finished printing the table, select option 17 to terminate the program. If you have edited the column specs or row specs (options 7 and 8), save the edited program at this point by typing in SAVE "<file name>". Also, if you made any changes to the table file using the edit options (9-16), the program asks if you want to save the new version at this time. If you type Y for yes (be sure to use uppercase), the program asks if you want to create a new file name. Type in Y again and enter the new name. If you type in a letter other than Y, the program automatically saves the file under the existing file name.

Model 4/1000 Modifications

Owners of the Model 4 should change line 140 to read:

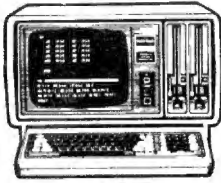
```
140 PRINT TAB(30) "MICROTAB"
```

In lines 150 and 180-260, TAB(5) should be changed to TAB(12). On the Model 1000, line 1010 should read as follows:

```
1010 LOCATE 10,20:PRINT I
```

Figure 4 gives an example of how a finished table might look. Market researchers who require more sophisticated analyses can add modules to calculate means, standard deviations, and standard errors. ■

TRS-80 DISCOUNT



**Computers
at Guaranteed
Low Prices***

ATON CP/M FOR II, 12, 16

EPSON & NEC PRINTERS

DYSAN DISKETTES

HAYES MODEMS

**Desert Sound, Inc.
of California**

1-800-835-5247

Factory Authorized Dealer

TRS-80 is a Reg. Trademark of Tandy Corp.

***Call for FREE CATALOG
and Price Guarantee**

Calif. Res. Call 619-244-6883

Circle 355 on Reader Service card.

**LARGE CAPACITY
ACCOUNTING PROGRAMS**

For TRS-80
1, 3, 4, MSDOS
or compatibles

Requires only
48K & 2 Drives &
80 Column Printer

MODEL #44D

ACCTS RECEIVABLE \$150.00
5000 ACCTS. & 15000 TRANS.
BALANCE FORWARD 99 TRANSACT CODES
30-60-90-120 AGED STATEMENTS SHOW
DATE / INV # / DESCRIP / AMT / & AGEING
SELECTIVE FINANCE CHARGES & RATES.
FAST ENTRY POSTING W/AUDIT REPORT.
SUB-ACCTS. % CREDIT LIMIT DATE OF LAST
PAYMENT. LABELS AND MORE. ADD \$50.00
FOR INVOICING MODULE. OTHER OPTIONS
AVAILABLE - CALL.

ACCTS PAYABLE \$50.00
DERIVED FROM OUR A/R - WRITES CHECKS

GENERAL LEDGER \$150.00
400+ACCTS, 5000+TRANS/MONTH
- BEST LOOKING FINANCIAL STATEMENTS
- DEPARTMENTAL P&L (UP TO 9) + %
- STATEMENT OF CHANGES
- SUB-TOTALS WHERE YOU WANT
- FAST FLEXIBLE POSTING INPUT

**DEMO FOR ABOVE \$20.00 EACH + S&H
WITH MANUEL, DISK, SAMPLE DATA**

COMBINATION SPECIALS

#1 A/R & G/L FOR \$200.00
#2 A/R, A/P & G/L FOR \$225.00

SUPER P/R PAYROLL - THE BEST \$200.00

VISA **H.D.P.** MC
2366 Lincoln, Oroville, CA 95966
916/533-5992
MON-FRI 8AM TO 2 PM
ADD 3.00 S&H TO ALL ORDERS ADD 3.00 IF COD

Listing continued

```

2270 PRINT " TABLE TITLES":PRINT
2280 PRINT:PRINT "Enter TABLE TITLE. Enter END to end.":PRINT:PRINT
2290 NT=NT+1:INPUT TT$(NT):IF TT$(NT)="END" THEN TT$(NT)="END TABLE TITLES":NT=N
T-1:GOTO 2300 ELSE GOTO 2290
2300 PRINT:PRINT:NC=0
2310 PRINT " COLUMN TITLES":PRINT
2320 PRINT:PRINT "Enter COLUMN TITLE. Enter END to end.":PRINT:PRINT
2330 NC=NC+1:INPUT CT$(NC):IF CT$(NC)="END" THEN CT$(NC)="END COLUMN TITLES":NC=
NC-1:GOTO 2340 ELSE GOTO 2330
2340 PRINT:PRINT:NR=0
2350 PRINT " ROW TITLES":PRINT
2360 PRINT:PRINT "Enter ROW TITLE. Enter END to end.":PRINT:PRINT
2370 NR=NR+1:INPUT RT$(NR):IF RT$(NR)="END" THEN RT$(NR)="END ROW TITLES":NR=NR
-1:GOTO 2380 ELSE GOTO 2370
2380 PRINT:PRINT
2390 PRINT " PRINT SPECS":PRINT
2400 PRINT:PRINT "Enter ROW PRINT SPECS -- Up to three per row.":PRINT " Enter
END to end each row.":PRINT:PRINT
2410 FOR K=1 TO NR:PRINT "Row ",K
2420 FOR J=1 TO 4: INPUT PSS(K,J):IF PSS(K,J)="END" THEN 2430 ELSE NEXT J
2430 NEXT K
2440 CLS: INPUT "Number of Questionnaires":NQ
2450 PRINT:INPUT "Number of Questions":NE
2460 PRINT:INPUT "Row to use for calculating column percentages":CB
2470 PRINT:INPUT "Column to use for calculating row percentages":RB
2480 CLS:PRINT "Writing Table Set Up File - ",F1$
2490 OPEN "O",1,F$
2500 FOR K=1 TO NT+1:PRINT #1, TT$(K):NEXT K
2510 FOR K=1 TO NC+1:PRINT #1, CT$(K):NEXT K
2520 FOR K=1 TO NR+1:PRINT #1, RT$(K):NEXT K
2530 FOR K=1 TO NR: FOR J=1 TO 4: PRINT #1, PSS(K,J):IF PSS(K,J)="END" THEN 2540
ELSE NEXT J
2540 NEXT K:PRINT #1, "END PRINT SPECS"
2550 PRINT #1, NQ,";",NE,";",CB,";",RB
2560 CLOSE: IF A=17 THEN END ELSE GOTO 130
2570 REM ***** WRITE NEW DATA FILE *****
2580 CLS: INPUT "Enter name of new Data File:":ND$
2590 IF NQ=0 THEN CLS: PRINT "Needs Table File Data"
2600 IF NQ=0 THEN PRINT:PRINT:PRINT:PRINT "Press enter to continue":INPUT H:GOTO
130
2610 OPEN "O",1, ND$:L=1
2620 CLS: PRINT "Enter questionnaire data":PRINT
2630 FOR K=L TO NQ:PRINT "Questionnaire #":K:FOR J=1 TO NE
2640 PRINT "Data for question ",J," ";:INPUT D$:PRINT #1,D$
2650 NEXT J:PRINT #1,"-1":NEXT K
2660 CLOSE:GOTO 130
2670 REM ***** ADD TO DATA FILE *****
2680 PRINT:PRINT:INPUT "How many questionnaires are you going to enter:":Q2:L=NQ
+1:NQ=NQ+Q2
2690 INPUT "Enter name of old data file: ":F2$
2700 INPUT "Enter name of new data file: ":F3$
2710 OPEN "I",2,F2$:OPEN "O",1, F3$
2720 IF EOF(2) THEN CLOSE 2: GOTO 2620
2730 INPUT #2,A$:PRINT #1,A$:GOTO 2720
2740 REM ***** EDIT TABLE TITLES *****
2750 CLS: PRINT "TABLE TITLES":PRINT
2760 FOR K=1 TO NT: PRINT K," ";TT$(K):NEXT K
2770 INPUT "Enter number of title to change: ";X1
2780 INPUT "Enter new title: ";TT$(X1)
2790 PRINT:INPUT "Change another title":YNS$
2800 IF YNS$="Y" THEN 2750
2810 GOTO 130
2820 REM ***** EDIT COLUMN TITLES *****
2830 CLS: PRINT "COLUMN TITLES":PRINT
2840 FOR K=1 TO NC:PRINT K," ";CT$(K):NEXT K
2850 INPUT "Enter number of column title to change: ";X1
2860 INPUT "Enter new column title : ";CT$(X1)
2870 PRINT:INPUT "Change another column title ";YNS$
2880 IF YNS$="Y" THEN 2830
2890 GOTO 130
2900 REM ***** EDIT ROW TITLES *****
2910 CLS: PRINT "ROW TITLES":PRINT
2920 FOR K=1 TO NR:PRINT K," ";RT$(K):NEXT K
2930 INPUT "Enter number of row title to change: ";X1
2940 INPUT "Enter new row title : ";RT$(X1)
2950 PRINT:INPUT "Change another row title ";YNS$
2960 IF YNS$="Y" THEN 2910
2970 GOTO 130
2980 REM ***** EDIT ROW PRINT SPECS *****
2990 CLS: PRINT "PRINT SPECS":PRINT
3000 FOR K=1 TO NR:PRINT "Row":K:FOR J=1 TO 4:PRINT J," ";PSS(K,J):NEXT J
3010 PRINT:INPUT "Do you want to change this print spec: ";YNS$
3020 IF YNS$="Y" OR YNS$="y" THEN 3030 ELSE 3110
3030 FOR J=1 TO 4:PRINT "Enter new print specs: ";J," ";:INPUT PSS(K,J)
3040 IF PSS(K,J)="REQ" THEN PS(K,J)=1
3050 IF PSS(K,J)="ROW %" THEN PS(K,J)=2
3060 IF PSS(K,J)="COL %" THEN PS(K,J)=3
3070 IF PSS(K,J)="NO PRINT" THEN PS(K,J)=4
3080 IF PSS(K,J)="NO DATA" THEN PS(K,J)=5
3090 IF PSS(K,J)="END" THEN PS(K,0)=J-1:GOTO 3110
3100 NEXT J:PSS(K,4)="END":PS(K,0)=3
3110 PRINT:INPUT "Quit change print spec ";YQ$
3120 IF YQ$="Y" THEN GOTO 130
3130 NEXT K
3140 GOTO 130
    
```

End

Z-EDIT

**A Powerful new ASSEMBLER EDITOR
For the Model 4 Series**


At last, a full screen Assembler Editor with all of the power of a mainframe editor! If you'd like to break away from a limited function editor, take a look at the power of Z-EDIT. Here are just some of the easy to use functions:

- True full screen capabilities. Arrow keys take you directly where you want to go. Just begin typing where you wish.
- Block moves, copies, and deletes.
- Find and Change commands. Change all or some occurrences of a string.
- Add and repeat lines.
- Page up or down a whole page or a specified number of lines using function keys.
- Tab key. Tab positions may be user-defined.
- Copy all or part of another file into the file currently edited.
- Easy file positioning:
 - Top, bottom, Up, and Down commands.
 - Page up or down a specified number of lines.
- Add characters in the middle of a line without the need to delete anything else.
- Print all or part of a file.
- Many more features!

And would you believe you can get all of this for only \$39.95!!!

FRANK SOFTWARE
1164 Emilie St.
Green Bay, WI 54301

Think Big



The PCA Multiboard \$299 (Sugg. retail w/OK)
Up to 2MB and Multifunction for the Tandy 1000 and other compatibles.

Everything your Tandy 1000, 1200 HD or IBM compatible needs for big jobs, but for a small price. **DMA** on board, **RS-232** port, **clock/calendar**, **RAM Disk**, **Print Spooler**, and up to **2MB** of **Lotus/Intel** or **DOS** compatible memory. For less than the cost of most ordinary multifunction boards, get all the compatibility you'll ever need. Available now in 10" size (shown) for use up to **2MB**.

To order or for more information call **714-991-3121**
Ask us how to make your Tandy 100% compatible

Dealer inquiries invited. **Technology**
1440 S. State College #2E
Anaheim, CA 92806
*Includes DMA for Tandy 1000, \$279 without DMA

FORECASTING AND STATISTICAL ANALYSIS

StatPac™

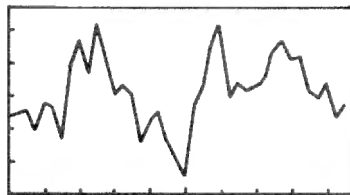
the proven statistical analysis package

The standard for business and industry for over six years. Comprehensive and easy to use. StatPac is a full-featured statistical package for professional researchers.

StatPac Gold™

our top-of-the-line statistics package

An enhanced version of StatPac featuring windows, graphics, and command programming language. StatPac Gold is the most advanced statistical package available.



Forecast Plus™

a time-series analysis forecasting tool

A combination of data management, exploratory graphics, and over a dozen forecasting techniques, make Forecast Plus the most powerful time-series package available. It works fast, accurately and automatically.

Goodness-of-Fit™

a regression package for model building

A full-featured regression package for professional researchers. Command driven with versatile programming language.

Call for complete information:
1-800-328-4907



WALONICK ASSOCIATES

6500 Nicollet Ave. S., Minneapolis, MN 55423

(612) 866-9022

Name That Computer



W

hile taking our annual inventory recently, we discovered that we had a surplus of Model I's gathering dust in the barn. This seemed like a terrible waste, and we thought long and hard over what to do with them. Then we got the idea for a Name That Computer contest, in which readers would have to identify 10 obsolete microcomputer systems from photographs. What could be a more appropriate prize than one of the grand-daddies of modern microcomputing, the Model I?





To be eligible, all you have to do is tell us what these 10 microcomputers are. Some were very popular in their time while others came and went with barely a ripple. Most were manufactured before 1980. We have, of course, blanked out name plates and other identifying marks. When you're done, see whether you can identify the person (what you can see of him) in Photo 9.

Send your entry by April 15. First prize will go to the reader who identifies all 10 computers correctly. If we get more than one perfect entry, the entrant who names the person in Photo 9 will be the winner. If there's still a tie, we'll toss the entries into a hat and pick one out.

Anyone with a perfect score who doesn't win the grand prize will get a consolation prize: an "I Break for 80 Micro" bumper sticker.

By the way, the Model I comes with Expansion Interface, two disk drives, and monitor. This computer is well-used, but we guarantee that it works.

Send your entry to Name That Computer, 80 Micro, 80 Pine St., Peterborough, NH 03458.





*Add dash and speed
to your Model 4
Basic graphics programs.*

A Quick Draw

by John D. Wolfkill

The Model 4 has its virtues, but graphics power isn't one of them. Its Basic lacks the built-in drawing commands that make graphics programming on other machines, like the Model 1000 or 2000, so convenient. My machine-language subroutine, Drawstring, adds graphics commands to Disk Basic and gives you pixel-level control of the Model 4's display.

While you can't use Drawstring to create perfect circles in 16 blazing colors, you can draw or erase in eight directions, jump over pixels, and build animated sequences. The subroutine is extremely fast. You use string variables to pass drawing commands to the subroutine; a single string can send up to 254 sequential commands without returning to Basic.

Preliminaries

Drawstring must be installed in memory before your Basic programs can call it. To create a Draw/CMD file, go into Basic and run Program Listing 1. Then exit to TRSDOS and type in:

```
DUMP DRAW/CMD (START = X'FE9A,END = X'FFFF,TRA = X'FE9A)
```

Thereafter, you can install Drawstring by typing in DRAW from TRSDOS Ready.

If you have filters or modules that normally reside in high memory, use the TRSDOS Memory command to set the system HIGH\$ marker below FE9A hexadecimal. If you find you're getting "Illegal function call" error messages, try using a clean copy of TRSDOS 6.x.

With the subroutine installed, you can run Program Listings 2 and 3 for a demonstration of some of Drawstring's capabilities. Listing 2 shows how rapidly the program draws and erases patterns and inverts video from white-on-black to black-on-white (see Photo 1). Listing 3 displays a blinking diamond character that you can move around the screen without destroying the image underneath (see Photo 2).

Writer's Workshop

Drawstring is a programmer's tool. Once you understand how the commands work, you can begin to experiment with the subroutine in your own Basic programs.

You must include the statements:

```
CLEAR.65177!:DEFINT X,Y:DRAW = &HFE9A
```



System Requirements

Model 4
TRSDOS 6.x
Basic

in the first line of any program that will call the subroutine (see lines 30 and 50 of Listings 2 and 3, respectively). Note that variables must be defined as integers.

First, select a screen starting point. Set the variables X and Y equal to the row (zero to 71) and column (zero to 159) pixel coordinates of the location you want. For example:

```
X=0:Y=0
```

tells the subroutine to start drawing at the upper-left corner of the screen.

Define a string variable that will pass a sequence of commands to the subroutine. Table 1 lists the commands that Drawstring recognizes. Letter commands control the direction of drawing; follow them with a number from 1-255 to specify the distance in pixels. For example:

```
X=0:Y=0:BORDER$ = "D71R159U71L159$"
```

tells Drawstring to draw a border around the edge of the display, starting in the upper-left corner and moving counterclockwise: down 71 pixels, right 159, up 71, left 159.

The B command moves the pixel pointer without drawing. The * command complements (inverts) pixels while drawing, making black pixels white and vice versa. Use % to toggle between the complement and draw options within a single command sequence.

Make sure that you enter alphanumeric string commands as uppercase characters. If you issue a direction command without a number, the pixel pointer will move just one step in the direction you indicate.

The dollar sign (\$) must be the last character in each string, since Drawstring uses it as an end-of-string delimiter. This helps the subroutine keep track of the data in case the computer shuffles it to high memory for processing.

Now, place a call to the subroutine, listing the appropriate variables as param-

eters. For the sample screen border above, the statement would look like this:

```
CALL DRAW (X,Y,BORDER$)
```

The subroutine picks up the current value of the variables from Basic and feeds the information in the strings to the pixel processor. The program returns control to Basic when it encounters the dollar sign (\$) at the end of your command sequence.

A Few Tips

Since Drawstring disregards any character not listed in Table 1, stray letters or numbers won't crash your program. They might, however, produce unexpected results. For instance:

```
FILL$ = FOUR SCORE AND SEVEN YEARS AGO$"
```

will develop its own unique graphics signature.

Drawstring doesn't check your number entries to make sure they stay within the allowed range, because TRSDOS provides its own error check by refusing to read or write to any bytes outside video memory. The subroutine accepts integer pixel values from 1-255. Try experimenting with numbers outside the normal coordinate range. You can create some interesting graphics by using numbers that are large enough to make the processor wrap around and continue drawing at the opposite end of the screen.

You can load and save data strings as disk files in the normal manner, and you can manipulate the data using any of Basic's string-handling functions. For example, run this economical two-liner that uses the INKEY\$ function:

```
5 DRAW = &HFE9A:X=0:Y=0
10 X$ = INKEY$:X$ = X$ + "$":CALL DRAW (X,Y,X$):GOTO 10
```

It lets you draw in any of eight directions by pressing the letter keys listed in Table 1.

The easiest way to draw complex figures is to construct a paper graph in row/column block form. Divide each video byte into six individual pixel cells. Remember to size the cells using the proper ratio; each horizontal pair of pixels within a byte is a different vertical size.

When your graph picture is complete, translate the image into string commands. The pixel-counting algorithm is pretty

| Direction Commands | |
|-------------------------|---------|
| Direction | Command |
| Up | U |
| Down | D |
| Left | L |
| Right | R |
| Up and Left | E |
| Up and Right | F |
| Down and Left | G |
| Down and Right | H |
| String Control Commands | |
| Action | Command |
| Move Pixel Pointer | B |
| Draw and Set | % |
| Draw and Complement | * |
| End of Data | \$ |

Table 1. Drawstring commands.

| Program Control Options | |
|-------------------------|------------|
| Action | POKE Value |
| Draw | &HFFF9,0 |
| Complement | &HFFF9,1 |

Table 2. POKE address and values for controlling the draw/complement toggle.

straightforward. Examine Listing 2 and you should quickly catch on to the logical pixel-counting progression.

Moving Pictures

One of Drawstring's powerful features is its ability to move objects around the display without destroying the background. You can draw (%) a pattern on the screen, then redraw the string starting at the same location, this time using a leading complement sign (*) to erase it. You can also turn complementing on and off from within your Basic program so you don't have to define the string twice. Table 2 provides the POKE address and values for controlling the draw/complement toggle.

The complement option inverts pixels as it proceeds across the display. When it encounters a set bit (on), it resets the bit (off) and vice versa. Combining this action with directional movement lets an object travel across the screen without altering the background. Listing 3 demonstrates this technique.

When you design animated screens that use the same data to draw and erase an object, keep in mind that you cannot backtrack over a pixel that has been set. Retracing your steps will turn off the pixel that you might have just turned on. If you get cornered while plotting a figure, it's a

simple matter to jump over a set pixel using the B command.

End Notes

I expanded the string data in Listing 2 to make it easier for you to understand how Drawstring works. You can increase the program's drawing speed by omitting the spaces and compressing the arrays into longer strings.

I've barely scratched the surface of

Drawstring's capabilities. The best way to discover what it can do is by experimentation. In fact, you might consider using it to develop a full package of graphics commands for the Model 4. ■

John D. Wolfskill welcomes comments and suggestions. Send correspondence to 201 Puritan Drive, Middletown, RI 02840. Enclose a stamped, self-addressed envelope for a reply.




Photo 1. Program Listing 2 demonstrates drawing, erasing, and inverting patterns.




Photo 2. Program Listing 3 demonstrates animation; the diamond-shaped character can move across the screen without destroying the figure underneath.

Program Listing 1. Drawstring.

```

20 REM *****
30 REM *
40 REM *           DRAWSTRING
50 REM *
60 REM *           BY
70 REM *
80 REM *           JOHN D. WOLFSKILL
90 REM *           201 PURITAN DRIVE
100 REM *           MIDDLETOWN, RI 02840
110 REM *
120 REM *****
130 CLEAR, 651771:PRINT CHR$(15);
140 CLS:PRINT@240,"Verifying DRAWSTRING Data  ":PRINT
150 L=250
160 FOR J=1 TO 36:B=0:L=L+10
170 FOR K=1 TO 10:READ A:B=B+A:NEXT K
180 READ C
190 IF B=C THEN 200 ELSE PRINT "Error in Line ";L:END
200 NEXT J:RESTORE
210 PRINT "Data Correct -- Loading DRAWSTRING.....";
220 FOR J=&HFE9A TO &HFFFF
230 X=X+1:IF X=11 THEN READ Q:X=1
240 READ AD:POKE J,AD:NEXT J
250 PRINT@480,"Successful Load..":PRINT CHR$(14);:END
260 DATA 253,229,221,229,229,221,225,213,253,225,2298
270 DATA 3,10,95,3,10,87,27,6,5,33,279
280 DATA 250,255,54,0,35,16,251,62,255,50,1228
290 DATA 255,255,19,26,33,223,255,6,12,190,1274
300 DATA 40,50,35,35,16,249,214,48,250,186,1123
310 DATA 254,254,10,242,186,254,213,245,58,251,1967
320 DATA 255,183,32,11,60,50,251,255,241,50,1388
330 DATA 252,255,209,24,213,58,252,255,79,62,1659
340 DATA 90,30,10,239,193,128,50,252,255,209,1456
350 DATA 24,196,254,67,250,12,255,58,253,255,1624
360 DATA 183,32,22,60,50,253,255,35,126,50,1066
370 DATA 254,255,24,174,58,253,255,183,32,5,1493
380 DATA 35,110,38,255,233,27,58,252,255,183,1446
390 DATA 32,4,60,50,252,255,213,205,171,255,1497
400 DATA 58,250,255,183,204,64,255,58,252,255,1834
410 DATA 183,32,240,50,251,255,50,253,255,50,1619
420 DATA 250,255,209,195,186,254,62,93,221,94,1819
430 DATA 0,14,2,239,213,245,62,93,253,94,1215
440 DATA 0,14,3,239,103,241,111,34,247,255,1247
450 DATA 123,135,209,131,95,46,1,175,187,40,1142
460 DATA 5,29,203,37,24,248,229,62,15,6,858
470 DATA 1,42,247,255,239,203,127,40,25,225,1404
480 DATA 245,58,249,255,254,0,40,4,241,173,1519
490 DATA 24,2,241,181,79,62,15,6,2,42,654
500 DATA 247,255,239,201,175,203,255,24,226,62,1887
510 DATA 1,50,250,255,195,186,254,221,225,253,1890
520 DATA 225,201,175,24,2,62,1,50,249,255,1244
530 DATA 195,186,254,33,252,255,53,42,254,255,1779
540 DATA 233,221,53,0,201,221,52,0,201,253,1435
550 DATA 53,0,201,253,52,0,201,221,53,0,1034
560 DATA 253,53,0,201,221,52,0,253,53,0,1086
570 DATA 201,221,52,0,253,52,0,201,221,53,1254
580 DATA 0,253,52,0,201,76,179,82,183,85,1111
590 DATA 187,68,191,69,195,70,202,71,209,72,1334
600 DATA 216,66,147,36,155,37,160,42,163,0,1022
610 DATA 0,0,0,0,0,0,0,0,0,0

```

End

Program Listing 2. Drawing demonstration.

```

20 REM ***** DRAW DEMONSTRATION *****
30 CLEAR,651771:DEFINT X,Y:DRAW=&HFE9A:X=0:Y=0
40 CLS:PRINT CHR$(15);
50 REM .....
60 REM . DRAWING DATA (SPACES MAY BE OMITTED) .
70 REM . UPPERCASE LETTERS ONLY .

```

Listing 2 continued

SUCCESS FOR SALE. CALL: 1-800-343-0728

*CW Communications/Peterborough.
Because System-Specific Magazines Sell Best.*



It's a fact. 67% of the retailers who responded to a recent nationwide survey* agreed—system-specific magazines **are** the best-selling computer magazines.

That's why you should call **1-800-343-0728**** today. System-specific is what CW/Peterborough publications are all about.

Nearly one million microcomputer users buy one or more of our 5 monthly and bi-monthly magazines. They turn to us first because we give readers trustworthy, thorough coverage of the entire system-specific market:

AmigaWorld—Our new bi-monthly publication, exploring the revolutionary Amiga by Commodore.

80 Micro—For users of the TRS-80 line of microcomputers.

HOT CoCo—The magazine for users of Tandy Color Computers.

inCider—The all-in-one journal for Apple II users.

RUN—The Home User's Guide to Commodore computing—complemented by **ReRUN**, cassettes and disks containing the best ready-to-run programs from **RUN**.

Offering your customers the best system-specific information on the market means you'll also receive CW/Peterborough's outstanding dealer benefits:


- Good discounts that lead to increased profits.
- Risk-free sales from our 100% return policy—just save the cover logos from any unsold issues and return them to us within four months!
- A handy toll-free number for easy ordering and friendly customer service.
- Distribution by ICD/Hearst.

* Magazine & Bookseller's Computer Publication Retailer Survey. (March 1985)

**CALL CW/PETERBOROUGH TODAY.
WE'LL BRING SUCCESS TO YOU. . . AND TO YOUR CUSTOMERS.**

Computer stores contact:
Direct Sales Department
1-800-343-0728
CW Communications
80 Pine Street • Peterborough, NH 03458

**Newsstands only contact:
Gerry Kemmet at
1-516-499-5582
ICD/Hearst
250 West 55th Street • New York, NY 10019



**EPROM PROGRAMMER
For TRS-80 MODELS I,
III, 4 or
MS-DOS SYSTEMS**

Programs, verifies, reads, checks if erased, disk I/O, and edit, 2708 thru 27513 options, depending on particular system.

MODEL EP-2B-79 EPROM PROGRAMMER, TR-24 parallel interface, disk software (specify TRSDOS, CP/M or MS-DOS, and personality module PM-5 for programming 2716, 2758 EPROMs, \$245.00

OPTIMAL TECHNOLOGY
Earlsville, VA
804-973-5482

Circle 374 on Reader Service card.

| |
|--|
| <p>PRINTER DRIVERS FOR SUPERSCRIPST (Match your Printer to a Great Word Processing System!)</p> <p>Easily and automatically attach your printer to SuperSCRIPST with an <i>ALPS software printer driver program</i>. No need to learn special printer codes. Call or write for info describing features supported on each printer (underline, bold, proportional, scripts, etc.)</p> <p>Over 200 Different Printers Supported. Custom Printer Driver For Each Printer. Supports all possible printer features. 3 years experience. Customer Support !!! \$49 or \$59 each, depending on printer.</p> |
| <p>MSDOS UTILITIES Tandy 1000, 1200, 2000, 3000 IBM PC/XT/AT (No Technical Knowledge Required! Easy to Use!)</p> |
| <p>***** RAMDISK ***** \$49</p> <p>Use spare memory to simulate one or more superfast disks. Any size. Greatly speed up existing applications. Appears to programs as a disk, but gives instant access. Highly efficient, compact, and thoroughly tested. Includes program to install and change RAMDISK size - no need to use complicated edit programs.</p> |
| <p>***** FULLBACK ***** \$88</p> <p>(A Perfect File Backup System!)</p> <p>Finally, an easy to use backup program that keeps exact images of your files on backup floppies, cartridges, or hard disk. Automatically backup one, several, or ALL subdirectories. Backup modified only, or ALL files. Keeps perfectly organized backups - backup structure is identical to original. Supports backup by date, multiple backup copies, large files (up to 32MB). Far superior to DOS BACKUP, easier to use, and much more reliable. Absolutely a MUST for hard disk users.</p> |
| <p>***** USER TOOLS ***** \$59</p> <p>(Save time, improve performance, increase flexibility)</p> <p>KB -- Keyboard aid, generate text with single key. DI -- 5 column, sorted, fast directory display. FINDFILE -- Search all directories for file. DTREE -- Beautiful subdirectory display (Names, size) CHMOD -- Set file attributes. (Readonly, Hidden,...) HEXDUMP -- Display file in hex and character format. TI - Report elapsed time for any DOS command.</p> <p>More ALPS Tools Available. Call or Write for ALPS catalog. Customer Support!!! 9am to 5pm weekdays. ALPS develops and supports all products in-house, and has 3 years of business experience with microcomputers.</p> |
| <p>ALPS 1502 County Road 25 Woodland Park, Colorado 80863 303-687-1442</p> |

Listing 2 continued

```

80 REM . STRING LENGTH 1-255 CHARACTERS
90 REM .....
100 MESSAGE$(0)="R2 U5 E R5 D6 L3 BR5 $"
110 MESSAGE$(1)="R U6 R4 D3 L3 G3 BR2 $"
120 MESSAGE$(2)="R U6 R4 D2 BL3 D R3 D3 BR2 $"
130 MESSAGE$(3)="R U6 BR BD5 D F U R D G R U6 BR2 BD6 $"
140 MESSAGE$(4)="BU R D R4 U3 L4 U3 R4 D BR3 $"
150 MESSAGE$(5)="U R4 BD BL L D5 BR3 $"
160 MESSAGE$(6)="R U6 R4 D3 L3 G3 BR2 $"
170 MESSAGE$(7)="R2 U6 L BU BR2 D BD5 D BR2 $"
180 MESSAGE$(8)="R U6 G2 D G BU4 R D6 BR2 $"
190 MESSAGE$(9)="R U6 R4 BD2 BL D R D3 L3 BR5 $"
200 MESSAGE$(10)="U8 L70 D10 R70 U2 $"
210 TV$(0)="&D71 R159 U71 L159 BG2 D67 R155 U67 L155 BR125 $"
220 TV$(1)="D66 BR R U65 BL12 BD10 D45 H3 L100 E3 U45 F3 R100 $"
230 TV$(2)="G3 BR18 R17 D20 L17 U20 BG2 R3 BR2 R3 BR2 R3 BD2 $"
240 TV$(3)="D L2 BL2 L3 BL2 L3 BD2 D R2 BR2 R3 BR2 R3 BD2 D L2 BL2 $"
250 TV$(4)="L3 BL2 L3 BL2 BD D R16 BD12 L17 D22 R17 U22 BL2 D22 L2 $"
260 TV$(5)="U22 BL2 D22 BL2 U22 BL2 D22 BL2 U22 BL2 D22 BL2 U22 $"
270 PATTERN$(1)="R D34 BR R U34 BR $"
280 PATTERN$(2)="* R D34 BR R U34 BR $"
290 REM **** DRAW OUTLINE ****
300 X=0:Y=0
310 FOR J=0 TO 5
320 CALL DRAW(X,Y,TV$(J))
330 NEXT
340 REM **** DRAW TEST PATTERN ****
350 FOR L=1 TO 2
360 X=15:Y=17
370 FOR J=1 TO 25
380 CALL DRAW(X,Y,PATTERN$(L))
390 NEXT:NEXT
400 REM **** DRAW EXPANDING BOX ****
410 L=0:GOSUB 420:L=1:GOSUB 420:GOTO 490
420 X=65:Y=34:POKE &HFFF9,L
430 FOR J=4 TO 48 STEP 2
440 BOX$="D"+STR$(J)+"R"+STR$(J)+"U"+STR$(J)+"L"+STR$(J)+"BE"+"$"
450 CALL DRAW(X,Y,BOX$)
460 NEXT
470 RETURN
480 REM **** DRAW MESSAGE ****
490 L=0:GOSUB 500:L=1:GOSUB 500:L=0:GOSUB 500:GOTO 570
500 X=31:Y=36:FOR TD=1 TO 700:NEXT
510 POKE &HFFF9,L
520 FOR J=0 TO 10
530 CALL DRAW(X,Y,MESSAGE$(J))
540 FOR TD=1 TO 100:NEXT
550 NEXT:RETURN
560 REM **** INVERT MESSAGE ****
570 INVERT$="*R73$"
580 GOSUB 590:GOSUB 590:L=1:GOSUB 500:CLS:GOTO 300
590 X=28:FOR TD=1 TO 1400:NEXT
600 FOR Y=26 TO 40
610 CALL DRAW(X,Y,INVERT$):X=28
620 NEXT:RETURN
    
```

End

Program Listing 3. Animation demonstration.

```

20 REM .....
30 REM . ANIMATION DEMONSTRATION
40 REM .....
50 CLEAR,651771:DEFINT X,Y:DRAW=&HFE9A
60 X=0:Y=0:CLS:PRINT CHR$(15);
70 TOP$="*E3R6L6F3G3H3$":BORDER$="*FHD40FHR100FHU40FHL100BR2BU2$"
80 FILL$="*R80$"
90 X=20:Y=16
100 FOR J=1 TO 10
110 CALL DRAW(X,Y,BORDER$)
120 NEXT
130 X=39
140 FOR Y=18 TO 37
150 CALL DRAW(X,Y,FILL$):X=39
160 NEXT
170 X=80:Y=26
180 X$=INKEY$
190 IF X$="" THEN GOSUB 300 ELSE GOSUB 300
200 IF X$=CHR$(3) THEN 70
210 IF X$="U" THEN Y=Y-1
240 IF X$="D" THEN Y=Y+1
250 IF X$="L" THEN X=X-1
260 IF X$="R" THEN X=X+1
265 IF X$="E" THEN X=X-1:Y=Y-1
268 IF X$="F" THEN X=X+1:Y=Y-1
270 IF X$="G" THEN X=X+1:Y=Y+1
280 IF X$="H" THEN X=X-1:Y=Y+1
290 GOTO 180
300 POKE &HFFF9,0:GOSUB 310:POKE &HFFF9,0:GOSUB 310:RETURN
310 CALL DRAW(X,Y,TOP$):RETURN
    
```

End

Powerful Programming Tools At Bargain Prices

C compiler

for the model 1 or 3 using TRSDOS, LDOS, NEWDOS, DOSPLUS, or MULTIDOS; includes full screen text editor and advanced development package

List Price ~~\$250.00~~
Sale Price \$89.95

Multi-Basic compiler

for the model 1 or 3, or 4 using TRSDOS, LDOS, NEWDOS, DOSPLUS, or MULTIDOS; includes full screen text editor and advanced development package

List Price ~~\$250.00~~
Sale Price \$89.95

This is a full K & R standard implementation of C that includes a Unix compatible function library. The package also includes a 450 page manual with a tutorial on using the C language. If you've been wanting to learn C, this is the package you need.

Features Include

| | | |
|----------|---------|-------------------|
| char | 8 bits | initializers |
| short | 8 bits | typedef |
| int | 16 bits | static |
| unsigned | 16 bits | auto |
| long | 32 bits | extern |
| float | 32 bits | struct/bit fields |
| double | 64 bits | union |

Execution speed on the Model 3 for 10 iterations of the prime number program published in Byte, Jan 83, page 284.

| | |
|-------------|-----------|
| LC Compiler | 105 secs. |
| Alcor C | 78 secs. |

Special Bonus

Buy one version for \$89.95 and get the version for the other model for only \$21.

Multi-Basic is a TRS-80 BASIC compatible compiler. The Model 4 version supports everything in the TRSDOS 6 BASIC interpreter except the COMMON statement. The same support is provided in the Model 1 and 3 versions so programs are portable. The CMD statement is the only statement from the Model 1 and 3 BASIC interpreters that is not supported.

Multi-Basic also supports advanced language features like multi-line procedures and functions, recursion, and dynamic string management (no long pauses for garbage collection).

Execution speed on the model 3 for 10 iterations of the prime number program published in Byte, Jan 83, page 286.

| | |
|-------------------|------------|
| BASIC Interpreter | 4570 secs. |
| Multi-Basic | 89 secs. |

Special Bonus

Buy one version for \$89.95 and get versions for the other two models for only \$21 each.

Sale Price Extended Through October 31

C Compiler

Circle version(s) _____
 One version (\$89.95) _____
 Both versions (\$110.95) _____
 Add 6% sales tax (Texas only) _____
 Shipping \$6 USA/\$28 foreign) _____
 Total _____



1132 Commerce Systems
 Richardson, TX 75081
 (214) 238-8554

Circle 215 on Reader Service card.

Name _____
 Street _____
 City _____
 State _____
 Zip _____
 Country _____
 Phone _____

Also available for CP/M & MSDOS
 \$89.95 each

MC Visa Money Order Check COD
 Card # _____ exp _____

Multi-Basic Compiler

Circle version(s) _____
 One version (\$89.95) _____
 Two versions (\$110.95) _____
 Three versions (\$131.95) _____
 Add 6% sales tax (Texas only) _____
 Shipping \$6 USA/\$28 foreign) _____
 Total _____

Multi-Basic is a trademark of Alcor Systems
 TRS-80 is a registered trademark of Tandy Corp.
 MSDOS is a trademark of MicroSoft
 CP/M is a trademark of Digital Research
 Unix is a trademark of Bell Laboratories
 LC is a trademark of Misisys

Taking Up Residence

A guided tour through the complexities of a memory-resident video display routine.

Video displays left unattended for long periods often grow weak from phosphor burn-in. You can extend your computer screen's useful life with Screen (Program Listings 1 and 2), a small memory-resident program that automatically blackens the display when you're not using it. You can control the length of time before Screen blanks out your display, and turn the program on or off. Any keyboard activity makes your blackened display reappear immediately.

While anyone with a Tandy 1000 or 1200 (or IBM PC) can use Screen, the accompanying article is for readers interested in Assembly-language programming. Taking Screen as an example, I'll explain how you can create your own memory-resident program and also intercept system interrupts with your own interrupt handlers. You'll need an understanding of 8088 memory addressing (segments and offsets) and a hazy knowledge of software interrupts. In the reference table, I've listed two good books that can get you going.

The source code I've provided is for MS-DOS MASM version 1.1 (see Listing 1). If you don't have an assembler, you can still create Screen using Debug's Assemble function to enter Listing 2. The instructions on p. 63 ("Creating Screen.COM Without an Assembler") should be of some help.

There's not much to using the program; Fig. 1 shows how. Screen works on the Tandy 1000, and on the 1200 and IBM PC with DOS 2.x and color graphics card or monochrome board. It doesn't work adequately with PC-DOS 3.x on the IBM PC with a color board (the background colors stay on). Also, when used with the IBM AT or Tandy 3000, Screen leaves the screen border on.

In Memory

Commercial memory-resident programs abound. All clamor for memory space, and, in an effort to take control,

each program links itself into your computer's interrupt system, adding processing time to the affected interrupts. (SideKick, for instance, links into 10 interrupts.) With several such programs crowded into memory, the system interrupts could slow down noticeably.

Not all of these programs are well-behaved; some programs don't get along with others. A few, like SideKick, insist on being loaded into memory last. In contrast, Screen is well-behaved. It uses little RAM (320 bytes) and interrupt processing time, and it doesn't care when it's loaded. Screen coexists peacefully with SideKick, SuperKey, CopyIPC's Nokey, and ANSI.SYS, which are all memory-resi-

dent, and I've yet to find a foreground program with which it won't work.

Screen is really a program within a program. Its core becomes the memory-resident interrupt handler, and I wrote it to add as little processing time as possible to the preexisting interrupt routines. The nonresident shell has several functions. It loads the core into residence, parses any command line parameters, and alters three interrupt addresses (vectors) to point to resident Screen. Since the shell portion can determine if the core is already resident, it won't load more than one copy into memory. You can call Screen at any time to adjust the trigger period or turn it on or off.

To load Screen, type in SCREEN at the DOS prompt, followed by optional parameters as in the examples below. If you use no parameters, your display will go blank after one minute of inactivity. If you have a monochrome board in a 1200 or IBM PC, you must use the /M parameter.

You can change the settings from DOS by typing in SCREEN followed by new parameters.

You can type Screen's parameters in upper- or lowercase, and a slash must precede each one. Minutes (range one to 60) should be an integer value. Use the /M parameter only on a 1200, IBM, or other clone with an IBM-type monochrome monitor board (not on the 1000).

When Screen has turned off your screen, press a shift key to recover your display without affecting its contents.

| Command | Description |
|--------------|--|
| Screen | Defaults: one-minute trigger period on Tandy 1000, 1200, or IBM PC with color board. |
| Screen/5 | Sets to five minutes. |
| Screen /OFF | Turns Screen temporarily off. |
| Screen /ON/2 | Turns on and sets for two minutes. |
| Screen /M | Setting for 1200 or IBM mono boards. |
| Screen/MX/1 | Reverses the monochrome and sets for one minute. |

Figure 1. Using Screen.

```
10 WHILE INKEY$="" :WEND
20 DEF SEG = 0 :M = PEEK(&H465) :DEF SEG
30 A=M AND &HF7
40 OUT &H3D8,A 'use &H3B8 for 1200/IBM mono board
50 WHILE INKEY$="" :WEND
60 OUT &H3D8,M
```

Figure 2. This program should turn the display off and on in any mode. Use it to determine if Screen will work on your computer.

System Requirements

Models 1000 and 1200
Assembly language

ANNOUNCING The NEW MISOSYS

News Flash! Effective March 1, 1986, MISOSYS acquires the entire retail operation and product line of Logical Systems, Inc. All previous LSI products are now sold and supported by MISOSYS. To help us share in the celebration of this acquisition, we are offering fantastic bargains on the Little Brother Data Manager, A Model 4 BASIC Enhancement package, THE SOURCE to TRSDOS 6.2, and new low prices on LDOS™. We have even added a toll-free ORDER line! Call us at 800-MISOSYS to place your order!

ON SALE

LITTLE BROTHER DATA MANAGER

"... a lot of versatility in such an inexpensive program." *Harden Brothers, 80 MICRO, Sept 1985.*

- Menu-driven for ease of use
- 65534 records: 1024 characters per record
- 64 fields/record: 1 254 chars/field
- Definable input screens
- Definable print formats
- TRSDOS™ 6 or MS-DOS™ (T1000, T1200)

Complete LB **\$74.95 + \$3 S&H**
(Regular \$99)

SPECIAL

Bolster Model 4 BASIC

- BEEP—Adds 13 enhancements and extensions to BASIC (reviewed July 1985 issue of 80 MICROCOMPUTING)
- BSORT—Multi-keyed, tagged, array sort invocable from BASIC
- LS-TBA—The BASIC Answer is a structured BASIC translator
- LS-LED—The LDOS™ text editor is great for creating TBA source

All 4 packages **\$59.95 + \$3 S&H**
(Regular \$156)

ON SALE

THE SOURCE

The complete, commented assembler source code for TRSDOS™ 6.2.0 excluding hard disk support, BASIC, and HELP.

- Volume 1—The System: 302 pages
- Volume 2—The Libraries: 486 pages
- Volume 3—The Utilities: 358 pages

The three volume set: **\$99.95 + 5 S&H**
(Regular \$249)

**NEW LOW
PRICE**

LDOS™ 5.1.4

LDOS™ is the Model III DOS most compatible with your TRSDOS™ 6. To run Model III software on your Mod 4, make your selection.

- LDOS™ 5.1.4 disk plus Quick Reference Card **\$19.95 + \$2 S&H**
- smallLDOS™ 5.1.4—a powerful subset of big LDOS™ with a complete user handbook **\$29.95 + \$3 S&H**
(Previously \$39)
- The complete LDOS™ system: 5.1.4 disk plus 400 page manual **\$49.95 + \$5 S&H**
(Previously \$69)
- LDOS™ binder e/w tabs \$5.00 extra

NEW

PRO-NTO Application Pac Mister ED

- DED—full screen edit a disk
- FED—full screen edit a file sector
- MED—full screen edit a RAM page
- TED—full screen edit a text file
- VED—edit the video screen
- CARDFORM—populate CARD with a form
- DOLOAD—loads DOSAVEd files
- REGENBU—shrinks BRINGUP/DAT file

Mister ED **\$59.95 + \$3 S&H**
(Requires PRO-NTO)

NEW C

Model 4 Language Power!

- PRO-MC—Our FULL K&R C compiler with nearly 200 functions compatible with UNIX™ System V. Wildcards, I/O redirection, args, overlay support. Requires PRO-MRAS or M80 **\$124.95 + \$4 S&H**
- PRO-MRAS—Powerful Relocating macro Assembler Development System /REL module compatible with Microsoft! Includes full screen text editor, librarian, VM linker **\$74.95 + \$3 S&H**
- PRO-HartFORTH—A full 1979 STANDARD FORTH compiler; runs under TRSDOS 6. Floating point! Access DOS files! Editor! Graphics! **\$74.95 + \$3 S&H**

MSDOS is a trademark of Microsoft Corp.
TRSDOS and TRS-80 are trademarks of the Tandy Corp.
UNIX is a trademark of Bell Telephone Laboratories

MISOSYS, Inc.

PO Box 239
Sterling, VA 22170-0239
703-450-4181 MC, VISA, CHOICE
800-MISOSYS 1P-5P EST Mon-Fri
Orders Only! Circle 107 on Reader Service card.

Sale prices are good through May 30th, 1986. VA residents add 4% sales tax. S&H shown for US only. CANADA add \$1 per item.

Foreign multiply S&H times 3.

Please specify your computer type and DOS used.

Call or write for extensive catalog of Model I/III/4 & MS-DOS software.

Program Listing 1. MASM (version 1.1) source code to create Screen.EXE. Use EXE2BIN to convert to Screen.BIN after linking, then rename to Screen.COM.

```

;[Thanks to Warren Witherell for testing of SCREEN on IBM machines.]
;*****
;
; EQUATES
; Necessary because of conversion to COM file, and because of
; downshift of resident portion into PSP. These values create addresses
; that make sense after the code is in place.
res          equ      92          ;where resident portion will start in PSP
reslength    equ      resident_end - resident_start
time         equ      1092        ;default timer value (1 min)
clockoff     equ      clock - resident_start + res
vidoff      equ      video - resident_start + res
kbdoff       equ      keyboard - resident_start + res
sourcestart  equ      resident_start - start + 100H
clockaddr    equ      clockint - resident_start + res
videoaddr    equ      videoint - resident_start + res
keyboardaddr equ      keyboardint - resident_start + res
colorport    equ      03D8H      ;color board mode select register port
monoport     equ      03B8H      ;monochrome control port
counterword  equ      counter - resident_start + res
timerword    equ      timer - resident_start + res
flagbyte     equ      vidflag - resident_start + res
on_offbyte   equ      on_off - start + 100H
on_off_res   equ      on_off - resident_start + res
vidportword  equ      vidport - start + 100H
vidportres   equ      vidport - resident_start + res
;*****
code segment ;code segment begins
;-----
        assume cs:code, ds:code
;-----
screen proc far ;start of main routine
start: jmp short check_presence ;jump past data and resident code
;-----
resident_start: ;resident code starts here
;the data
timer        dw      time          ;user set time value
counter      dw      time          ;program counter
clockint     dd      ?             ;storage of BIOS INT 8 vector
videoint     dd      ?             ;storage of BIOS INT 16 vector
keyboardint  dd      ?             ;storage of BIOS INT 22 vector
vidflag      db      11111111B    ;flag for video on/off
on_off       db      11110111B    ;switch for SCREEN on/off
vidport      dw      colorport     ;port for mode select reg.
;the clock interrupt routine.
clock:
        dec     cs:word ptr counterword ;decrement counter
        jnz    old_int                 ;if counter not zero, continue to old int.
        sti    ;enable other interrupts (considerate)
        push   cx
        mov    cl,cs:byte ptr on_off_res ;SCREEN on/off switch
        call  subr ;subr will disable video if switch off
        pop    cx
        cli    ;disable interrupts before jumping to old int.
old_int: jmp cs:dword ptr clockaddr ;old interrupt
; the video interrupt interruption
video:  sti    ;enable interrupts
        push   cx
        mov    cl,11111111b ;switch for video on
        call  subr ;video control subroutine
        pop    cx
        cli    ;disable interrupts
        jmp    cs:dword ptr videoaddr ;old interrupt
; the keyboard interrupt interruption
keyboard:
        sti    ;enable interrupts
        push   cx
        mov    cl,11111111b ;switch for video on
        call  subr ;video control subroutine
        pop    cx
        cli    ;disable interrupts
        jmp    cs:dword ptr keyboardaddr ;old int.
;the video control subroutine
subr    proc    near
        push   ax ;save ax
        mov    ax,cs:word ptr timerword ;reset counter
        mov    cs:word ptr counterword,ax ;with timer value
        test   cl,8 ;is switch on or off?

```

Listing 1 continued

Video Out

Disabling and enabling the video display is surprisingly simple, considering the difficulty of programming the video (CRT) controller chip. You can do it with just a few lines of Basic (see Fig. 2). When set, bit 3 of the mode-select register enables the video signal; when cleared, it disables the signal. Port 3D8 hexadecimal (hex), which is one of the 1000's few IBM-compatible video ports, writes to the mode-select register. (Port 3B8 hex is the equivalent port if you use a monochrome board in the Tandy 1200 or IBM PC.)

To turn an RGB display off, send a byte out port 3D8 hex with bit 3 cleared. To turn the display back on, reset bit 3. The other 7 bits must retain their original values (they control other attributes of the display).

Port 3D8 hex is write-only, so you can't read it to know its contents before changing it. The BIOS video routines have the same problem, but, fortunately, they store the current value of the mode-select register in the BIOS data area in low RAM (0000:0465 hex). Screen reads the byte at this address, alters bit 3, then sends the byte out port 3D8 or 3B8 hex to turn the video signal on or off without affecting other video attributes.

If you're not sure Screen will work on your system, run the test routine in Fig. 2 in different graphics modes. Press any key to disable your display. A second key-press reenables it and ends the program.

Switching the video on and off requires few instructions. Most of Screen's resident core spends its time intercepting three system interrupts: the clock, low-level keyboard, and BIOS video interrupts. Screen uses the clock interrupt (INT 8) as the tick in a countdown timer. When the timer reaches zero, Screen cuts your video.

Any keyboard activity (INT9) or BIOS (and therefore DOS) video activity (INT 16) resets the timer, keeping your display active. Screen returns control to the original interrupt routines with the 8088's registers intact.

The 1000, 1200, and PC clock chips initiate the clock interrupt (INT 8) 18.2 times per second to update a counter from which your operating system calculates the time. In addition, the INT 8 clock routine issues an INT 28 that points to a dummy IRET instruction in ROM. DOS provides the dummy INT 28 for you to redirect to a routine of your own in programs that need a timer. It's best not to mess with the low-level clock interrupt (INT 8) if you don't have to.

One problem with using INT 28, though, is that any program loaded after Screen could usurp the user clock interrupt for its own purposes and knock Screen out of action permanently. Therefore, I chose to intercept INT 8 directly, which is what all the memory-resident programs I've decoded do. INT 8 is sacred. Other programs may intercept it, but none

Creating Screen.COM Without an Assembler

You can enter Screen using the Debug program on your DOS disk and Listing 2. If your DOS disk doesn't have enough room for two files totaling 4,000 bytes, copy Debug.COM to a disk with more space and use that disk in drive A.

Use Edlin or a word processor that creates ASCII files (not DeskMate) to type in the code in Listing 2. Leave out the eight-digit numbers that start most lines and the hyphen prompts. This is how the first five lines of your listing should look:

```
N Screen.COM
A
JMP 0181
DW 0444
DW 0444
```

and the last eight:

```
MUL CX
MOV [0102],AX
JMP 027B
;blank line is necessary
RCX
21F
W
Q
```

Save your listing in ASCII format under the name Screen.SRC on the disk with Debug.COM on it. At the DOS prompt type:

```
DEBUG < Screen.SRC
```

Debug will read in your listing file (Screen.SRC) and create the program file Screen.COM.

Put a copy of Screen.COM in the root directory of your boot-up disk. For automatic loading, put Screen in the AUTOEXEC.BAT file on your boot-up disk with any parameters following it. ■

will cut off programs already linked into it for fear of disabling the system clock.

The best way for memory-resident programs to monitor the keyboard is by tapping into INT 9, the interrupt generated by the keyboard when you press or release a key. I tried using the mid-level BIOS keyboard interrupt (INT 22) that is provided for reading the keyboard buffer, but it is polled constantly while DOS waits for keyboard input, so Screen's counter never runs down to zero.

Screen tests for video activity through the BIOS video interrupt (INT 16). Programs that write directly to memory when creating video displays don't use an interrupt. If you work with such a program and don't have to use the keyboard often, Screen may blacken the display. To resolve this, either turn off Screen or

Listing 1 continued

```

jz cont ;if yes, cont with subr
test cs:byte ptr flagbyte,8 ;is video enabled?
jnz return ;if yes, then return
cont: push bx ;save registers
      push dx
      push ds
      mov ax,40H ;load data segment with start of
      mov ds,ax ; BIOS data area
      mov bx,65H ;offset of mode select reg. setting
      cll ;disable interrupts - sensitive area
      mov al,[bx] ;get mode select register setting
      and al,cl ;switch in cl turns video on or off
      mov dx,cs:word ptr vidportres ;mode select register port
      out dx,al ;the whole program for this one line
      sti ;enable interrupts again
      mov cs:byte ptr flagbyte,cl ;store enable/disable state of video
      pop ds ;restore used register
      pop dx
      pop bx
return: pop ax

subr endp ;end of video control subroutine

resident_end: ;end of resident code

;-----
;Is SCREEN already resident? Program checks vector interrupt table from
;INT 60H to 67H (addresses 0:0180-01BFH) for an FFFFH value. SCREEN puts
;multiple signatures in that area when first loaded to identify itself,
;filling all empty vector slots (up to 8). Each FFFFH signature is followed
;by SCREEN's segment (if the program is resident).

check_presence:
xor ax,ax ;zero value for bottom of memory
mov es,ax ;ES to reference vector interrupt table
mov cx,8 ;loop counter, 8 interrupt vectors to check
mov si,180H ;start of user interrupt area in vector table

find_FFFF:
mov ax,es:[si] ;get first word of vector
cmp ax,0FFFFH ;is it resident flag?
jz resident ;yes it is
add si,4 ;next vector in table
loop find_FFFF
jmp short not_resident ;flag not found, assume not resident
;-----
; Modify resident program according to on_off flag and value in timer.

resident:
inc si ;point to resident program seg address
inc si ; after FFFF marker
mov ax,es:[si] ;get that segment address
mov es,ax ;es holds resident segment
mov ax,es:word ptr timerword ;get resident timer setting
ds:word ptr timer - start + 100H,ax ;store it
mov si,on_off_res ;address of resident on/off switch
mov al,es:[si] ;get resident switch setting
mov di,on_offbyte ;address to store switch
mov [di],al ;store it
mov ax,es:word ptr vidportres ;get resident video port
mov ds:word ptr vidportword,ax ;store it

call parser ;process any command parameters and modify
;settings just stored if specified

mov ax,ds:word ptr timer - start + 100H ;get timer setting
es:word ptr timerword,ax ;put back in "residence"
mov si,on_offbyte ;address of stored on/off switch
mov al,[si] ;get switch
mov es:byte ptr on_off_res,al ;put it in resident program
mov ax,ds:word ptr vidportword ;get video port number
mov es:word ptr vidportres,ax ;back in resident program

; exit to DOS
mov ah,4CH ;exit to DOS function number
int 21H ;DOS function call interrupt

;-----
; Set up resident program in memory

not_resident:
call parser ;process any command parameters

; get and save current addresses of INTs 8, 16 and 22 so that resident
; SCREEN can return control to the original interrupt routines

mov al,8 ;clock video interrupt number
mov ah,53 ;get interrupt vector DOS function
int 33 ;DOS function call interrupt
ds:word ptr clockint - start + 100H,bx ;store address offset
mov ax,es
ds:word ptr clockint+2 - start + 100H,ax ;store seg
mov al,9 ;BIOS low-level keyboard interrupt
mov ah,53 ;same as with clock interrupt
int 33
ds:word ptr keyboardint - start + 100H,bx
mov ax,es
ds:word ptr keyboardint+2 - start + 100H,ax
mov al,16 ;BIOS video interrupt
mov ah,53 ;same as with clock interrupt
int 33

```

Listing 1 continued

*And now,
a couple of words about high-quality
TRS-80 software at a very low price:*



LOAD 80

Utilities, tutorials, home and hobby applications from 80 Micro.

If you've been shopping for software lately, you've discovered that new car buyers aren't the only ones who experience "sticker shock".

For the price of one commercial program, you can fill your gas tank at least three times. Or treat a friend to dinner. Or buy a year's worth of Sunday papers.

But with *Load 80* software, you can spend a lot less and *still* wind up with hundreds of dollars worth of outstanding TRS-80 programs every month.

On every *Load 80* cassette or disk (your choice!), you'll get more than a dozen "ready to run" programs listed in *80 Micro*. . . tutorials, utilities, games, word-processing, and much more.

Build a versatile software library, quickly and economically. Past issues have included programs such as:

NovaCalc

. . . a full-featured Model I/III spreadsheet with all the capabilities offered on more expensive commercial products.

Easydata

. . . a 200-record data base manager for fast information from your Model I/III/4.

Grade-A Graphics

. . . a deluxe Model III graphics editor that's loaded with options!

And to enjoy your favorite program, all you have to do is "load 80" into your computer. It's that simple. No keyboarding, no debugging. You get complete loading instructions, but should you need assistance, the *Load 80* and *80 Micro* technical editors will be glad to answer your questions.

Don't let software sticker prices stop you from building a top-notch

library. Get a variety of winning programs, for a fraction of the cost, with *Load 80* cassettes or disks.

To order by the month or by the year, simply complete the coupon and drop it in the mail with payment.

For Faster Service, call

 **1-800-258-5473**

(In NH, please dial 1-924-9471.)

Yes. *I want to build an exciting and economical software library with Load 80.* Please send me:

- | | |
|---|--|
| <input type="checkbox"/> 1 year of Load 80 on disk for \$199.97 | <input type="checkbox"/> This month's Load 80 disk for \$21.47 |
| <input type="checkbox"/> 1 year of Load 80 on cassette for \$99.97 | <input type="checkbox"/> This month's Load 80 cassette for \$11.47 |
| <input type="checkbox"/> Check/MO <input type="checkbox"/> MC <input type="checkbox"/> VISA <input type="checkbox"/> AE | |

Card # _____

Exp. Date _____

Signature _____

Name _____

Address _____

City _____

State _____

Zip _____

Prices include postage and handling. Foreign airmail, please add \$1.90 per item or \$25.00 per subscription. US funds drawn on US banks only.

Load 80 • 80 Pine Street • Peterborough, NH 03458

8604

Listing 1 continued

```

mov     ds:word ptr videoint - start + 100H,bx
mov     ax,es
mov     ds:word ptr videoint+2 - start + 100H,ax

; Move resident portion lower, down into program segment prefix (PSP) with
; a string move command. Pushing the code down into the unused part of the
; PSP makes the resident program smaller.

push    cs          ;move code segment
pop     ds          ;into ds (source segment)
push    cs
pop     es          ;and into es (destination segment)
mov     si,sourcestart ;current offset of resident code in program
mov     di,res       ;destination offset (byte 92 decimal in PSP)
mov     cx,reslength ;length of resident code
cld
rep     movsb      ;clear direction flag (up)
                          ;byte string move (block move)

; store signature and resident segment address in interrupt vector table so
; that SCREEN can find itself later. The following loop fills any empty
; locations in the user area of the vector table.

xor     ax,ax       ;zero value
mov     es,ax       ;ES to reference vector interrupt table
mov     cx,8        ;loop counter, 8 interrupt vectors to check
mov     si,180H     ;start of user area in interrupt table
xor     bx,bx       ;bx is flag for successful signature
find_0000:
mov     ax,es:[si]  ;get first word of vector
cmp     ax,0        ;is it occupied?
jne     skip        ;if yes, then skip over
mark:   es:[si],0FFFFH ;mark unoccupied table entry
mov     ax,cs       ;segment of resident SCREEN
mov     es:[si+2],ax ;stow it in table after FFFFH marker
inc     bx          ;flag successful successful
skip:   add     si,4 ;next vector in table
loop   find_0000
cmp     bx,0        ;is bx 0? (user section was full?)
jnz    sig_ok       ;if not, signature was successful
sub     si,4        ;OK, we tried being polite, but there's
inc     cx          ; no space, so we'll take the last (8th)
jmp     short mark  ; user interrupt for SCREEN's signature

sig_ok:

; reset clock, low-level keyboard, and BIOS video interrupts to point
; to routines in SCREEN

; clock interrupt (INT 8)
push    cs          ;ds must hold segment of new routine
pop     ds
mov     dx,clockoff ;clock routine offset
mov     al,8        ;the interrupt number
mov     ah,37       ;set interrupt DOS function
int     33          ;DOS function call interrupt

; keyboard interrupt (INT 9)
push    cs
pop     ds
mov     dx,kbdoff   ;kbrd routine offset
mov     al,9        ;the interrupt number
mov     ah,37       ;set interrupt DOS function
int     33          ;DOS function call interrupt

; video interrupt (INT 16)
push    cs
pop     ds
mov     dx,vidoff   ;video routine offset
mov     al,16       ;the interrupt number
mov     ah,37       ;set interrupt DOS function
int     33          ;DOS function call interrupt

; terminate but stay resident using DOS interrupt
mov     dx,reslength + res ;address at end of resident code
int     27H         ;DOS terminate-but-stay-resident

screen endp        ;end of main routine

-----
; Get any parameters following the SCREEN command. If /ON, set the on_off
; flag byte to F7H; if /OFF, set the on_off byte to FFH. On is the default
; for the first time. A number following a slash indicates the number of
; minutes in the trigger period (1-60). For 1200/IBM monochrome boards, the
; /M changes the port for the select register (and /MX changes it back).

parser proc near ;start of near subroutine

push    cs          ;move code segment into data segment
pop     ds
mov     si,80H      ;start of parameter area in PSP
mov     al,[si]     ;get number of characters in parameter text
inc     si          ;point to first character
cmp     al,0        ;are there any?
jnz     find_slash ;there are characters so look for slash

pars_ret:
ret     ;no parameters, so leave subroutine

find_slash:
mov     al,[si]     ;get parameter character
cmp     al,0DH      ;carriage return (end of text)?
jz     pars_ret    ;end of text, so return
cmp     al,2FH      ;slash character?

```

Listing 1 continued

lengthen its trigger time to several minutes.

Another problem could arise with programs that don't use the system cursor. For instance, when ThinkTank is in the editing mode, it uses BIOS video routines to produce blinking highlighting instead of a cursor. This constantly resets Screen's timer so the screen stays on when you're not there. Unfortunately, there's no solution for this.

How It's Done

Screen's memory-resident core contains separate routines for the three interrupts, but they share data and the subroutine that turns the video on or off. I tried to make the core small, but I was more concerned with the processing time added to the normal interrupt routines, especially the clock interrupt, which runs 1,092 times a minute.


During most clock interrupts, Screen just decrements its counter before making a far jump to the old clock routine (three instructions). Decrementing rather than incrementing the counter saves a comparison operation. When the counter decrements to zero, setting the zero flag, a conditional jump is made to the subroutine. All calls to the subroutine, including the clock interrupt's, reset the counter with the timer value you set. As a result, the clock interrupt doesn't constantly call the subroutine after disabling the video signal.

Two flags and the contents of the CL register determine what happens in Screen's resident subroutine. The keyboard and video routines always call the subroutine to reset the counter. Once in the subroutine, they test a flag (Vidflag) to determine the screen's condition. If it's off, they reenable the video signal. If it's on, they return, saving steps. Another flag (On _ off) indicates if you've turned Screen off. If you have, the clock routine acts like the keyboard and video routines, resetting the clock only on its infrequent visits to the subroutine.

To determine its course of action, the subroutine tests the value that the calling interrupt routine put in CL. Not only does the CL register determine whether the screen is turned on or off, the value in CL actually does the dirty work. CL ANDs the mode-select value from the BIOS data area to set or clear bit 3 before sending it out port 3D8 or 3B8 hex.

The keyboard and video routines always put FF hex in CL (bit 3 set) before calling the subroutine. The clock routine puts flag On _ off in CL before calling the subroutine. When Screen is on, the flag contains F7 hex (bit 3 cleared) to disable video. When Screen is off, flag On _ off contains FF hex, and the clock routine goes through the subroutine resetting the counter only. Whenever the subroutine sends a value out a video port to the mode-select register, it puts the flag value (FF or F7 hex) Vidflag to indicate whether the screen is on or off.

State of The Art RAM Technology




Circle 470 on Reader Service card.

At last, a 96K Model 100!

“The new PG Design RAM should be in every Model 100 built!”

Miniaturized Technology

Our miniaturized RAM chips are state of the art. They are the most advanced memory chips found anywhere in the world. Their tiny size allows us to keep a low profile in the expansion port of the Model 100. We use a technique called *vapor phase soldering* to ensure that each and every tiny connection is clean — perfect.



The RAM module is precision constructed.

Like The Original

Each 32K RAM bank has its own command of the software that comes in your Model 100. BASIC, TEXT, TEL-COM, ADDRSS, SCHEDL are all there in each bank and you can use them as you would in the original bank. Each bank can be accessed from any of the other banks. We even have an optional data transfer program

which allows data to be transferred from one bank to any other bank. It's flawless!

Simple Installation

“Adding this 64K RAM module to your Model 100 is as easy as putting in new batteries.” Once you've removed the expansion cover on the back of your Model 100, just snap the **PG Design** RAM module in. You can't get it wrong! The pins line up perfectly with the expansion holes in the Model 100 compartment. Snap the cover back on and turn your Model 100 over. Turn it on and enter BASIC. Type in the one line program we supply you and presto—you've got a Model 100 with 96K of RAM. You do not need a 32K Model 100 to utilize the **PG Design** 64K RAM module.

No Need To Remove It

The beauty of this RAM module is that we've enabled you to have a Model 100 with 96K of RAM and we've given you access to the other Model 100 options within the expansion compartment. The DVI connection can be made easily with our rugged connectors. Gone are the flat flimsy pins. And best of all, the ROM slot is clear to insert any ROM modules, (like Tandy's Multiplan on ROM). We designed this RAM module so it wouldn't ever have to be removed from your Model 100. But, if you should remove it, we've installed a lithium

power cell that will keep all the data on the module intact for six months outside the Model 100. Six months! The actual life span of the lithium power cell while in the Model 100 is nearly six years!

Guarantee

We stand behind all the products we manufacture at **PG Design**. If you are not completely satisfied with your purchase, call us! If we cannot solve your problem, return the product to us and we will refund your money. We are positive that you will be completely satisfied with all our products.

Order Today

64K RAM module — \$375

32K RAM module — \$250

If you want only a 32K version of the RAM module, you may upgrade later for only \$150. The 32K version is constructed exactly as the 64K module.

Data Transfer Program — call

Call us at 313/727-2744, or write. We accept Visa and MasterCard, as well as check or money orders. We ship within five days of receiving your order.

Dealer Prices Available

TRS-80 is a trade mark of Radio Shack.

Simple Installation!

Model 100

8K RAM Modules—\$29.95 ea. Set of three—\$84.00 (available for NEC 8201A).

Tandy 200

24K RAM Modules—\$109 ea. (\$99 ea. two or more).

PG Design Electronics, Inc. 66040 Gratiot, Richmond, Michigan 48062 (313) 727-2744

**PG
Design**

Circle 198 on Reader Service card.

Did you think we were content to stop with the ULTIMATE ROM?

Introducing . . .

THE ULTIMATE ROM II

Now Includes 80-Column Display in TEXT, TELCOM, and BASIC*

Available at Radio Shack Stores by Express Order product numbers: M100 90-0409 M200 90-0410



WE SET THE STANDARD! With the Ultimate ROM, Traveling Software set the standard for packing the most powerful software applications into a single ROM chip. Now with the ULTIMATE ROM II, we are pushing that standard to a new limit.

INTRODUCING T-WORD AND ROM-VIEW 80 The ULTIMATE ROM offers T-Word, a complete word processing system—the fastest yet produced for the Model 100/200 or the NEC PC-8201—and our new ROM-VIEW 80 display-enhancement program. *ROM-VIEW 80 provides an 80-column display option that works with BASIC, TEXT, and TELCOM. And yes, ROM-VIEW 80 does provide full text-editing functions while in 80-column mode! Also included are turbo-charged versions of our popular T-base relational database (rated the number one database for the Model 100 and NEC PC-8201) and the best-selling IDEA! outline processor.

INTRODUCING THE TS-DOS PORTABLE DISK SYSTEM We were so excited about the new Tandy \$199 portable disk drive that we developed a complete disk operating system for it called "TS-DOS". We even put part of TS-DOS inside the ULTIMATE ROM II so you can automatically start TS-DOS anytime (no need to type in an awkward initialization routine). TS-DOS includes many features not included in the Tandy operating system like "save all" and "load all" files at once. And TS-DOS is even available for the NEC PC-8201! It is sold on a 3 1/2" disk for only \$69.95

THE ULTIMATE COMPANION FOR YOUR DESKTOP COMPUTER! The ULTIMATE ROM II has been designed to work as a convenient stand alone system or as the ideal peripheral to your desktop computer. Both T-Word and T-Base files can be easily interchanged with virtually any other desktop word processing or database software including Multimate, WordStar, dBASE III, and R:base 5000. IDEA! outline files can be easily interchanged to and from ThinkTank with our optional \$19.95 conversion utility for IBM and compatibles.

30-DAY MONEY-BACK GUARANTEE Traveling Software is so sure you'll like the ULTIMATE ROM II we are offering a 30-day money-back guarantee—no questions asked. If you are not completely satisfied with the ULTIMATE ROM II, just send it back and we will give you a full refund.

The ULTIMATE ROM II is only \$229.85 Check out the ULTIMATE ROM II at your local Radio Shack computer center today or to order direct, call us toll-free:

1-800-343-8080

On ULTIMATE ROM II

ROM-VIEW 80
Works with TEXT, TELCOM, BASIC
Full text-editing in 80 columns
Right margin can be set 10-80 columns
60-column window with scrolling to 80 columns
Allows 80-column communications in TELCOM

T-WORD
Fast text-editing enhancements like overwrite, word count, search and replace
Fast text-formatting with page plotting
Merges up to 99 items into boilerplate documents
Allows entry of printer controls like boldface, underline, condensed, etc.

IDEA!
New features have been added including optional IBM import/export ThinkTank converter.

T-BASE
New features, including advanced math calculations.

TANDY PORTABLE DISK DRIVE GATEWAY
Built-in support for T-Word to access the new \$199 Tandy portable disk drive

*ROM-VIEW 80 is not currently available for the Tandy Model 200. Model 200 customers will receive a coupon for a free copy of TS-DOS. Trademarks: ThinkTank—Living Videotext, Inc.; Guardian—PEAC, Multimate & dBASE and Ashton Tate, R:base 5000—Microrim, Inc.; WordStar—Micropro, Inc.



Traveling Software, Inc.
11050 Fifth Ave. NE
Seattle, WA 98125
® (206) 367-8090

Interrupt Etiquette

When the 8088 executes an interrupt (hardware or software), it saves the flag register and the address of the next instruction in the interrupted process on the stack, and it clears the interrupt flag, disabling further maskable interrupts. Your interrupt routine must save (with Push) other registers before using them, then restore them (with Pop) before returning control to the interrupted program. Good form requires that you keep the 8088 interrupt flag set (using STI) to let other interrupts butt in if your handling routine is at all long.

You should clear the interrupt flag only when necessary. Screen's subroutine clears the interrupt flag (CLI) before getting the current contents of the mode-select register (from 40:65 hex) then resets the interrupt flag after sending the altered value to the mode-select register. If the BIOS video interrupt cuts in to change the screen mode between the getting and sending instructions (while Screen was reenabling video), Screen would scramble the screen by sending out a suddenly stale mode value.

When you write an independent interrupt-handling routine, you must end it with the IRET instruction after restoring used registers. Before returning control to the interrupted process, IRET restores the flag register. RETF 0002, or a combination of POPF and RETF, does the same thing.

If your routine intercepts an existing interrupt, however, you must eventually return control to it. Screen does this, after completing its own business, with a far jump to the intercepted interrupt handler. Screen's shell saves the addresses of the three intercepted interrupts in its data area before redirecting the vectors to Screen's own routines. Because the ROM interrupt handlers expect the interrupt flag to be cleared, your intercepting code should clear it before the jump.

SideKick takes a different approach: I suspect this is because it adds so much code to the interrupts it links into. SideKick immediately gives control to the intercepted routine with a simulated INT instruction (PUSHF and a far call to the old interrupt vector), then it does its own work, and ends with an IRET.

A warning to those writing their own memory-resident programs: It's a bad practice to hold up disk I/O for any length of processor time (e.g., with a pop-up menu).

Shell Services

When you call Screen from DOS, its shell first determines if the core is resident. When Screen installs itself as a memory-resident program, it sticks multiple copies of a signature (FFFF hex) and Screen's code segment in the user section of the interrupt vector table (starting at 0000:0180 hex). If the program finds the signature, it knows the core is resident. It

Listing 1 continued

```

jz      find_param      ;found slash so evaluate what comes after
inc     si              ;ignore anything else, so next character
jmp     short find_slash

find_param:
inc     si              ;point to character after slash
mov     al,[si]         ;get character
cmp     al,20H          ;a space?
jz      find_param      ;if yes, ignore spaces after slash
cmp     al,4FH          ;upper case O?
jz      onoroff         ;if yes, check for on or off
cmp     al,6FH          ;lower case o?
jz      onoroff         ;if yes, check for on or off
cmp     al,4DH          ;upper case M?
jz      mono           ;if yes, change to mono port
cmp     al,6DH          ;lower case M?
jz      mono           ;change to mono port
cmp     al,30H          ;compare to ASCII 0
jb      find_slash      ;if below, look for next slash
cmp     al,39H          ;compare to ASCII 9
ja      find_slash      ;if above, look for next slash
jmp     short minutes   ;must be a number, how many minutes?

onoroff:
inc     si              ;point to character after O
mov     al,[si]         ;get that character
cmp     al,4EH          ;N?
jz      flag_on         ;yes, set flag for on
cmp     al,6EH          ;n?
jz      flag_on         ;yes, set flag for on
cmp     al,46H          ;F?
jz      flag_off        ;yes set flag for off
cmp     al,66H          ;f?
jz      flag_off        ;yes set flag for off
jmp     short find_slash ;garbage, so look for next slash

flag_on:
mov     al,11110111B    ;set program on_off switch byte for on
jmp     short on_cont   ;switch for SCREEN on (7FH)
;skip next instruction

flag_off:
mov     al,11111111B    ;switch for SCREEN off (FFH)

on_cont:
mov     di,on_offbyte   ;load the switch byte address
mov     [di],al         ;load the switch byte with value
jmp     short find_slash ;look for next slash

mono:
inc     si              ;point to character after M
mov     al,[si]         ;get character
cmp     al,58H          ;is it X?
jz      color_on        ;if yes, use color board port
cmp     al,78H          ;is it x?
jz      color_on        ;use color port
mov     dx,monoport     ;port for IBM mono card
mov     ds:word ptr vidportword,dx
jmp     short find_slash ;look for next slash

color_on:
mov     dx,colorport    ;port for 1000 or color card
mov     ds:word ptr vidportword,dx
jmp     short find_slash

; Following routine is from "Bluebook of Assembly Routines for the IBM PC &
; XT" by Christopher L. Morgan, The Waite Group. It converts ASCII numeric
; characters into a hexadecimal value.

minutes:
xor     dx,dx           ;zero dx for result

min_loop:
sub     al,30H          ;convert ASCII to hex
jl      min_end         ;if less than zero (not a number)
cmp     al,9            ;compare to 9
jg      min_end         ;if greater than 9 (not a number)
cbw    ;convert byte (al) to word (ax)
push   ax              ;save one's place
mov     ax,dx           ;move current result (subtotal) into ax
mov     cx,10           ;set up for multiplication by 10
mul    cx              ;ax = ax * cx
mov     dx,ax          ;store product in dx
pop    ax              ;restore last digit
add    dx,ax           ;sum in dx
inc    si              ;point to next character
mov    al,[si]         ;get that character
jmp    short min_loop  ;convert to number

min_end:
cmp    dx,1            ;store number (if any) in timer
jb     min_ex          ;is number less than 1?
cmp    dx,61           ;if yes, then leave timer at default
jb     min_cont        ;more than 60 minutes?
mov    dx,60           ;if 60 or below
;set at highest, if too high

min_cont:
mov    ax,dx           ;minutes in ax
mov    cx,1092         ;18.2 * 60 (1 minute of 8088 clock ticks)
mul    cx              ;ax now has timer value (ax = ax * cx)
mov    ds:word ptr timer - start + 100H,ax ;store new timer value
min_ex: jmp find_slash ;go look for next slash

parser endp           ;end of subroutine
;-----
code ends             ;code segment ends

;*****
end start

```

End

then uses the word following the signature to locate the resident core for any modifications you specify on the command line. I used FFFF hex as the signature because it can't be an offset in an interrupt vector.

If Screen doesn't find its signature, it installs itself in memory and leaves its signature and code segment in any of the eight user vectors that are unused, assuming a zero word means unused. If all eight user entries are occupied (highly unlikely), the shell usurps the eighth user entry.

Whether or not Screen is resident, its shell calls on the parser subroutine to interpret any parameters you entered along with the Screen command. DOS stores any command line parameters in ASCII format starting at location 81 hex in a COM program's 64K segment. Location 80 hex contains the number of characters typed on the command line after the program name (not including the carriage return). Depending on what you type, the parser alters either flag On _ off, the timer value, or the port value in the nonresident core data area, or any combination of the three. If Screen isn't resident, the modified data goes along as part of the core when it's installed.

If Screen is already resident, the shell routine first gets the current settings from

the resident program and puts them into the data area. The parser interprets the command line and modifies the settings as necessary. Then it places the data back in the resident core by using the segment found earlier in the interrupt vector table and kept in the ES register.

The parser works simply, but is also forgiving. You must precede any parameter with a slash. The parser looks for the first non-space character after a slash. If it's the letter "O" or "o," the parser determines if it is on or off and sets flag On _ off accordingly. If it's an M or m, Screen checks for a following X or x and alters the video port value. If the character following the slash is a number, the parser converts it from minutes to equivalent clock cycles and places the result in the word labeled Timer. Then the parser begins looking for the next slash ignoring other characters. The parsing routine ends when it encounters the carriage return code (0D hex).

Establishing Residency

The processes of getting interrupt vectors, changing them, and making a program resident are easy if you use the services DOS provides. As a first step in establishing residency, Screen preserves the original clock, keyboard, and video interrupt vectors with DOS function 53. You

should put the interrupt number in AL and 53 in AH, and then execute INT 33, the DOS function interrupt. For each interrupt, Screen stores the vector returned in EX:BX in the core data area so that resident Screen will know where to send control when through with its operations.

The next step is to move the core program lower in memory, into the unused part of the program segment prefix (PSP). In a COM program, the PSP occupies the first 100 hex bytes of your program area. The PSP contains several things: a hodgepodge of information DOS uses when running your program, the command line text already mentioned (at 80 hex), and a lot of space for potential I/O buffers. According to *The Peter Norton Programmer's Guide to the IBM PC*, you can safely lower a program down to offset 92 (5C hex) before making it memory resident, potentially shaving 164 bytes from its total size. Screen uses the MOVSB (move byte string) instruction to accomplish this.

After placing the FFFF hex signature and program segment in the interrupt vector table, Screen calls DOS function 37 to set new interrupt vectors pointing to its own routines. Place the current code segment in DS, the offset of the interrupt routine in DX, and the interrupt number in AL before invoking the DOS function. Cal-

Circle 227 on Reader Service card.

CP/M-68K TANDY-6000 MacIntosh

You purchased a computer with an MC68000 16/32-bit processor, one of the most powerful available. Now you need the software to make it run!

You need a powerful operating system like CP/M-68K. You need full-featured compilers for FORTRAN-77, PASCAL, C, and BASIC. And you need the compatibility to run the many CP/M-2.2 programs you are familiar with.

You need

TriSoft

4102 Avenue G
Austin, Texas 78751

1-800-531-5170
(512) 472-0744



Circle 439 on Reader Service card.



WORD PROCESSOR

Stylus is a high speed word processor that is very responsive and easy to use. There are about 90 text commands or controls for advanced users, but beginners can correct simple text expertly using only two of them. These are <I> insert and <W> wrap. Action repeats while any key like (W) or (I) is held down—and this saves typing! A slash command prefix key is ideal, because it is so easy to reach—a near miss on the familiar <SHIFT> key; <//> types a text slash. (SHIFT) makes repetition faster. </W>! typed quickly deletes one letter and wraps. If the (W) key is held down, perhaps with a (SHIFT) speedup, it can delete a lot of text quickly. Printing controls include graphics, three margins, form feeds, page numbers, headers, or multiple spacing, with automatic printing of long documents or multiple copies using more than one file. Visible printed text lines exactly match video display lines.

Stylus has uniquely powerful and extensive non-text features for utilities, graphics, animations, a BASIC statement screen compiler, and screen capturing. Utility features include scrolling hex dumps, undumps, searches, and verifications. All file types can be examined or modified. Graphics can be combined with text. All graphics functions are instantly active at the same time in one mode. There is Jot Stylus pixel drawing, defined line drawing, full screen motion, and Brush Stylus drawing—set an entire screen as a complex drawing "pixel" and then rapidly draw with it. There are many other instant action keys to flip, overlay, fill, invert, etc. Doodling with a sort of electronic kaleidoscope effect is easy to do.



BASIC PROGRAM ENHANCEMENTS

Elixir is a source of over 12000 bytes of machine language in a unique form—50 USR routines imbedded in Basic statements. The imbedded form of USR program provides the ultimate in speed to install, load, startup, run, and it saves memory. A Merge command and simple coding can put an Elixir routine to work to enhance your own Basic program. As a bonus there is a disk full of BASIC demo or application programs: disk file verifier, programs to create/compile/recapture program screens, text word counter, directory system, keyboard piano, hexadecimal utilities, and more. These make the package a good value for anyone at any level, programmer or not. It is child's play to make screens with text or graphics or large print, or to capture screens from other programs. Compiled screens save memory, too.

USR applications include extensive graphics, text, sound, printing, I/O for disk & screen & memory, keyboard menu control, hex utilities, capture program screens by break key, GOTO N, line address, animations, and more. Menu routines simplify program writing and maintenance, while speeding up the action and providing more free memory. Instant branching is by the touch of a menu <KEY>, using line and menu letter <key> lists.

64K mod. 1, 3, 4 & 2 drives. 1 drive runs, but inquire first for copy service.
STYLUS \$64.50 ELIXIR \$39.50 send check or money order with \$2.00 P&H to:

Donald W. Ady
58 Oak Ridge Avenue
Summit, NJ 07901
Inquiries (201) 277-3365 or SASE

culating the routine offset is tricky. A COM program starts at offset 100 hex in its 64K segment, but I've lowered the core to start at 5C hex (92) to conserve space. The equates take care of the calculations. As soon as Screen changes the interrupt vectors, the program starts working.

The last step is the DOS terminate-but-stay-resident interrupt (INT 27 hex). The DX register holds the number of bytes you want to keep resident; this should equal the offset of the end of the core section. The actual resident program takes only 219 bytes, of which 92 bytes come from the old PSP. DOS, however, assigns 320 bytes of memory to Screen, some for housekeeping and some to start the next program on an even 16-byte paragraph. ■

Write to Dave Rowell at 80 Micro, 80 Pine St., Peterborough, NH 03458.

Additional References:

Franklin, Mark A. *Using the IBM PC: Organization and Assembly Language Programming*. New York: Holt, Rinehart, and Winston, 1984.

Norton, Peter. *The Peter Norton Programmer's Guide to the IBM PC*. Bellevue, WA: Microsoft Press, 1985.

Program Listing 2. Script for assembling Screen.COM with Debug.

```

-N SCREEN.COM
-A
3C82:0100 JMP 0181
3C82:0102 DW 0444
3C82:0104 DW 0444
3C82:0106 DW 0 0
3C82:010A DW 0 0
3C82:010E DW 0 0
3C82:0112 DB FF
3C82:0113 DB F7
3C82:0114 DW 03DB
3C82:0116 CS:
3C82:0117 DBC WORD PTR [005E]
3C82:011B JNZ 0129
3C82:011D STI
3C82:011E PUSH CX
3C82:011F CS:
3C82:0120 MOV CL,[006D]
3C82:0124 CALL 014A
3C82:0127 POP CX
3C82:0128 CLI
3C82:0129 CS:
3C82:012A JMP FAR [0060]
3C82:012E STI
3C82:012F PUSH CX
3C82:0130 MOV CL,FF
3C82:0132 CALL 014A
3C82:0135 POP CX
3C82:0136 CLI
3C82:0137 CS:
3C82:0138 JMP FAR [0064]
3C82:013C STI
3C82:013D PUSH CX
3C82:013E MOV CL,FF
3C82:0140 CALL 014A
3C82:0143 POP CX
3C82:0144 CLI
3C82:0145 CS:
3C82:0146 JMP FAR [0068]
3C82:014A PUSH AX
3C82:014B CS:
3C82:014C MOV AX,[005C]
3C82:014F CS:
3C82:0150 MOV [005E],AX
3C82:0153 TEST CL,08
3C82:0156 JZ 0160
3C82:0158 CS:
3C82:0159 TEST BYTE PTR [006C],08
3C82:015E JNZ 017F
3C82:0160 PUSH BX
3C82:0161 PUSH DX
3C82:0162 PUSH DS
3C82:0163 MOV AX,0040
3C82:0166 MOV DS,AX
3C82:0168 MOV BX,0065
3C82:016B CLI
3C82:016C MOV AL,[BX]
3C82:016E AND AL,CL
3C82:0170 CS:
3C82:0171 MOV DX,[006E]
3C82:0175 OUT DX,AL
3C82:0176 STI
3C82:0177 CS:
3C82:0178 CS: [006C],CL
3C82:017C POP DS
3C82:017D POP DX
3C82:017E POP BX
3C82:017F POP AX
3C82:0180 RET
3C82:0181 XOR AX,AX
3C82:0183 MOV ES,AX
3C82:0185 MOV CX,0008
3C82:0188 MOV SI,180
3C82:018B ES:
3C82:018C MOV AX,[SI]
3C82:018E CMP AX,FFFF
3C82:0191 JZ 019A
3C82:0193 ADD SI,04
3C82:0196 LOOP 018B
3C82:0198 JMP 01D8
3C82:019A INC SI
3C82:019B INC SI
3C82:019C BS:
3C82:019D MOV AX,[SI]

```

Listing 2 continued

Circle 152 on Reader Service card.

| NEW PRINTERS ADDED! FIND YOURS BELOW. RIBBON SALE | | EXACT REPLACEMENTS | | | | | |
|--|-------------------------|--|-----------|---|--|-------------------------------|-------------------------|
| PRINTER | RIBBON SIZE | NEW CARTRIDGES | | RELOADS | INSERTS EZ-LOAD™ | | |
| MAKE MODEL NUMBER Contact us if your printer is not listed. We have many more in stock. We can probably RELOAD your old cartridges. | Inches by yards | From the various manufacturers or made in our own shop Ready to use | | You SEND your used CARTRIDGES to us. WE put OUR NEW INSERTS in them. | DROP IN NO WINDING! EXACT REPLACEMENTS made in our own shop Cartridges NOT included | | |
| BASE 2, DIP 81-82-84-85, MPI 88-99-GX | 1/2 x 20 | \$20/2 | \$57/6 | \$108/12 | \$7/1 \$6 ea 2 or more | \$15/3 \$54/12 \$288/72 | |
| CITOH Prowriter 1550-8510, NEC 8023-8025, APPLE DMP-IMAGEW | 1/2 x 18 | \$15/2 | \$42/6 | \$ 78/12 | \$7/1 \$6 ea 2 or more | \$15/3 \$54/12 \$288/72 | |
| CITOH STARWRITER F-10-40 } Carbon Film Black DIABLO HYTYPE II } Fabric Black | 5/16 x 130 5/16 x 17 | \$18/3 | \$60/12 | \$342/72 | \$5 ea 3-11 \$4 ea 12 or more | \$24/6 \$42/12 \$234/72 | |
| RADIO SHACK-TOSHIBA-COMMODORE-PANASONIC-RICOH | | | | | | | |
| Carbon Film - DWP 210 (Hytype II) | Black (1445) | 5/16 x 145 | \$18/3 | \$60/12 | \$342/72 | \$5 ea 3-11 \$4 ea 12 or more | \$24/6 \$42/12 \$234/72 |
| DW II, DWP 410-510, RICOH 1200-1300-1600 | Black (1419) | 1/4 x 145 | \$18/3 | \$60/12 | \$342/72 | \$5 ea 3-11 \$4 ea 12 or more | \$24/6 \$42/12 \$234/72 |
| Red, Green, Blue, Brown | Colors (1419) | 1/4 x 130 | \$21/3 | \$72/12 | \$414/72 | \$6 ea 3-11 \$5 ea 12 or more | \$30/6 \$54/12 \$234/72 |
| Fabric (Long Life), DWP 210 (Hytype II) | Black (1458) | 5/16 x 17 | \$18/2 | \$51/6 | \$ 96/12 | \$8/1 \$7 ea 2 or more | \$21/3 \$78/12 \$432/72 |
| DW II, DWP 410-510, RICOH 1200-1300-1600 | Black (1449) | 1/4 x 25 | \$18/2 | \$51/6 | \$ 96/12 | \$8/1 \$7 ea 2 or more | \$21/3 \$78/12 \$432/72 |
| DMP-100, LP VII, COMMODORE 1525, GORILLA BANANA (1424) | (1296) (1483) | Inker Loop | \$18/2 | \$51/6 | \$ 96/12 | | |
| DMP-200, 120, (430 Inserts & Reloads Only) | (1418) | 1/2 x 20 | \$20/2 | \$57/6 | \$108/12 | \$7/1 \$6 ea 2 or more | \$15/3 \$54/12 \$288/72 |
| DMP-400-420, LP VI-VIII, PANASONIC KXP-130-1093 | (1482) | 5/16 x 14 | \$15/2 | \$42/6 | \$ 78/12 | \$7/1 \$6 ea 2 or more | \$15/3 \$54/12 \$288/72 |
| DMP-500 | (1482) | 1/2 x 20 | \$22/2 | \$63/6 | \$120/12 | \$7/1 \$6 ea 2 or more | \$15/3 \$54/12 \$288/72 |
| DMP-2100, TOSHIBA P1340-1350-1351-351 | (1442) | 1/2 x 20 | \$15/2 | \$42/6 | \$ 78/12 | \$7/1 \$6 ea 2 or more | \$15/3 \$54/12 \$288/72 |
| LP-I-II-IV, CENTRONICS 730-737-739-779 (Zip Pack) | (1413) | 9/16 x 16 | | | | | \$12/3 \$45/12 \$252/72 |
| LP III-V | (1414) | 1/2 x 15 | \$15/2 | \$42/6 | \$ 78/12 | \$7/1 \$6 ea 2 or more | \$15/3 \$54/12 \$288/72 |
| EPSON LQ 1500 | | | | | | | |
| MX-FX-RX 70-80, IBM PC (Standard Paper) LX80 (5/16 x 7) | 1/2 x 14 | \$20/2 | \$57/6 | \$108/12 | \$7/1 \$6 ea 2 or more | \$15/3 \$54/12 \$288/72 | |
| MX-FX-RX 100, IBM PC (Wide Paper) | 1/2 x 20 | \$14/2 | \$36/6 | \$ 66/12 | \$7/1 \$6 ea 2 or more | \$15/3 \$54/12 \$288/72 | |
| | 1/2 x 30 | \$18/2 | \$51/6 | \$ 96/12 | \$8/1 \$7 ea 2 or more | \$18/3 \$66/12 \$360/72 | |
| NEC Spinwriter-Carbon Film -2000-3500 (Reloads BCCOMPCO Only) | 5/16 x 145 | \$21/3 | \$78/12 | \$450/72 | \$5 ea 3-11 \$4 ea 12 or more | \$24/6 \$42/12 \$234/72 | |
| -5500-7700 (Can Reload Most Types) | 1/4 x 145 | \$18/3 | \$60/12 | \$342/72 | \$5 ea 3-11 \$4 ea 12 or more | \$24/6 \$42/12 \$234/72 | |
| -Fabric -2000-3500 (Can Reload All) | 1/2 x 14 | \$18/2 | \$51/6 | \$ 96/12 | \$8/1 \$7 ea 2 or more | \$15/3 \$54/12 \$288/72 | |
| -5500-7700 (Can Reload All) | 1/2 x 13 | \$15/2 | \$42/6 | \$ 78/12 | \$8/1 \$7 ea 2 or more | \$15/3 \$54/12 \$288/72 | |
| Pinwriter P1-P2 | 1/2 x 20 | \$25/2 | \$69/6 | \$126/12 | \$7/1 \$6 ea 2 or more | \$15/3 \$54/12 \$288/72 | |
| P3 | 1/2 x 27 | \$30/2 | \$84/6 | \$156/12 | \$8/1 \$7 ea 2 or more | \$18/3 \$66/12 \$360/72 | |
| OKIDATA Pacemark 2350-2410 Black | 1/2 x 100 | | \$32 each | | \$20/1 \$18 ea 2 or more | \$36/3 \$132/12 \$720/72 | |
| Microline 182-192-193 | Inker Loop | \$20/2 | \$57/6 | \$108/12 | | | |
| ML-80-82-83-92-93 (Call for ML-84 Prices) | 1/2 x 16 | \$21/6 | \$36/12 | \$198/72 | | | |
| MANNESMAN-TALLY MT-160 | 9mm x 11 | \$19/2 | \$54/6 | \$102/12 | | | |
| MT-180 | 9mm x 13 | \$20/2 | \$57/6 | \$108/12 | | | |
| Spirit 80 (SP80) COMMODORE 1526 (Multistrike) | 1/2 x 35 | \$16/2 | \$45/6 | \$ 84/12 | | | |
| PANASONIC KXP-1090-1091-1092 | Inker Loop | \$20/2 | \$57/6 | \$108/12 | | | |
| BROTHER HR-15-25-35 } Carbon Film (Multistrike or Correctable) | 5/16 x 82 | \$18/3 | \$60/12 | \$342/72 | | | |
| COMREX DX-15, II } Fabric (Call for Comrex 420 Prices) | 5/16 x 17 | \$15/2 | \$42/6 | \$ 78/12 | | | |

SEND CHECK, MONEY ORDER, OR C.O.D. TO

BCCOMPCO 

800 South 17 Box 246
Summersville, MO 65571 • (417) 932-4196

WE PAY UPS GROUND SHIPPING ON PREPAID ORDERS
PLEASE INCLUDE STREET ADDRESS FOR UPS DELIVERY
FOREIGN ADD 15% U.S. FUNDS
MISSOURI RESIDENTS ADD 5% SALES TAX

Listing 2 continued

| | | |
|-------------------------|----------------------------------|-------------------------|
| 3C82:019F MOV ES,AX | 3C82:022C ES: | 3C82:02A7 JMP 02E8 |
| 3C82:01A1 ES: | 3C82:022D MOV WORD PTR [SI],FFFF | 3C82:02A9 INC SI |
| 3C82:01A2 MOV AX,[005C] | 3C82:0231 MOV AX,CS | 3C82:02AA MOV AL,[SI] |
| 3C82:01A5 MOV [0102],AX | 3C82:0233 ES: | 3C82:02AC CMP AL,4E |
| 3C82:01A8 MOV SI,006D | 3C82:0234 MOV [SI+02],AX | 3C82:02AE JZ 02BE |
| 3C82:01AB ES: | 3C82:0237 INC BX | 3C82:02B0 CMP AL,6E |
| 3C82:01AC MOV AL,[SI] | 3C82:0238 ADD SI,04 | 3C82:02B2 JZ 02BE |
| 3C82:01AE MOV DI,0113 | 3C82:023B LOOP 0224 | 3C82:02B4 CMP AL,46 |
| 3C82:01B1 MOV [DI],AL | 3C82:023D CMP BX,00 | 3C82:02B6 JZ 02C2 |
| 3C82:01B3 ES: | 3C82:0240 JNZ 0248 | 3C82:02B8 CMP AL,66 |
| 3C82:01B4 MOV AX,[006E] | 3C82:0242 SUB SI,04 | 3C82:02BA JZ 02C2 |
| 3C82:01B7 MOV [0114],AX | 3C82:0245 INC CX | 3C82:02BC JMP 027B |
| 3C82:01BA CALL 026E | 3C82:0246 JMP 022C | 3C82:02BE MOV AL,F7 |
| 3C82:01BD MOV AX,[0102] | 3C82:0248 PUSH CS | 3C82:02C0 JMP 02C4 |
| 3C82:01C0 ES: | 3C82:0249 POP DS | 3C82:02C2 MOV AL,FF |
| 3C82:01C1 MOV [005C],AX | 3C82:024A MOV DX,0070 | 3C82:02C4 MOV DI,0113 |
| 3C82:01C4 MOV SI,0113 | 3C82:024D MOV AL,08 | 3C82:02C7 MOV [DI],AL |
| 3C82:01C7 MOV AL,[SI] | 3C82:024F MOV AH,25 | 3C82:02C9 JMP 027B |
| 3C82:01C9 ES: | 3C82:0251 INT 21 | 3C82:02CB INC SI |
| 3C82:01CA MOV [006D],AL | 3C82:0253 PUSH CS | 3C82:02CC MOV AL,[SI] |
| 3C82:01CD MOV AX,[0114] | 3C82:0254 POP DS | 3C82:02CE CMP AL,58 |
| 3C82:01D0 ES: | 3C82:0255 MOV DX,0096 | 3C82:02D0 JZ 02DF |
| 3C82:01D1 MOV [006E],AX | 3C82:0258 MOV AL,09 | 3C82:02D2 CMP AL,78 |
| 3C82:01D4 MOV AH,4C | 3C82:025A MOV AH,25 | 3C82:02D4 JZ 02DF |
| 3C82:01D6 INT 21 | 3C82:025C INT 21 | 3C82:02D6 MOV DX,03B8 |
| 3C82:01D8 CALL 026E | 3C82:025E PUSH CS | 3C82:02D9 MOV [0114],DX |
| 3C82:01DB MOV AL,08 | 3C82:025F POP DS | 3C82:02DD JMP 027B |
| 3C82:01DD MOV AH,35 | 3C82:0260 MOV DX,0088 | 3C82:02DF MOV DX,03D8 |
| 3C82:01DF INT 21 | 3C82:0263 MOV AL,10 | 3C82:02E2 MOV [0114],DX |
| 3C82:01E1 MOV [0106],BX | 3C82:0265 MOV AH,25 | 3C82:02E6 JMP 027B |
| 3C82:01E5 MOV AX,ES | 3C82:0267 INT 21 | 3C82:02E8 XOR DX,DX |
| 3C82:01E7 MOV [0108],AX | 3C82:0269 MOV DX,00DB | 3C82:02EA SUB AL,30 |
| 3C82:01EA MOV AL,09 | 3C82:026C INT 27 | 3C82:02EC JZ 0305 |
| 3C82:01EC MOV AH,35 | 3C82:026E PUSH CS | 3C82:02EE CMP AL,09 |
| 3C82:01EE INT 21 | 3C82:026F POP DS | 3C82:02F0 JG 0305 |
| 3C82:01F0 MOV [010E],BX | 3C82:0270 MOV SI,0080 | 3C82:02F2 CBW |
| 3C82:01F4 MOV AX,ES | 3C82:0273 MOV AL,[SI] | 3C82:02F3 PUSH AX |
| 3C82:01F6 MOV [0110],AX | 3C82:0275 INC SI | 3C82:02F4 MOV AX,DX |
| 3C82:01F9 MOV AL,10 | 3C82:0276 CMP AL,00 | 3C82:02F6 MOV CX,000A |
| 3C82:01FB MOV AH,35 | 3C82:0278 JNZ 027B | 3C82:02F9 MUL CX |
| 3C82:01FD INT 21 | 3C82:027A RET | 3C82:02FB MOV DX,AX |
| 3C82:01FF MOV [010A],BX | 3C82:027B MOV AL,[SI] | 3C82:02FD POP AX |
| 3C82:0203 MOV AX,ES | 3C82:027D CMP AL,0D | 3C82:02FE ADD DX,AX |
| 3C82:0205 MOV [010C],AX | 3C82:027F JZ 027A | 3C82:0300 INC SI |
| 3C82:0208 PUSH CS | 3C82:0281 CMP AL,2F | 3C82:0301 MOV AL,[SI] |
| 3C82:0209 POP DS | 3C82:0283 JZ 0288 | 3C82:0303 JEA 02EA |
| 3C82:020A PUSH CS | 3C82:0285 INC SI | 3C82:0305 CMP DX,01 |
| 3C82:020B POP ES | 3C82:0286 JMP 027B | 3C82:0308 JB 031C |
| 3C82:020C MOV SI,0102 | 3C82:0288 INC SI | 3C82:030A CMP DX,3D |
| 3C82:020F MOV DI,005C | 3C82:0289 MOV AL,[SI] | 3C82:030D JB 0312 |
| 3C82:0212 MOV AL,20 | 3C82:028B CMP AL,20 | 3C82:030F MOV DX,003C |
| 3C82:0215 CLD | 3C82:028D JZ 0288 | 3C82:0312 MOV AX,DX |
| 3C82:0216 REPZ | 3C82:028F CMP AL,4F | 3C82:0314 MOV CX,0444 |
| 3C82:0217 MOVSB | 3C82:0291 JZ 02A9 | 3C82:0317 MUL CX |
| 3C82:0218 XOR AX,AX | 3C82:0293 CMP AL,6F | 3C82:0319 MOV [0102],AX |
| 3C82:021A MOV ES,AX | 3C82:0295 JZ 02A9 | 3C82:031C JMP 027B |
| 3C82:021C MOV CX,0008 | 3C82:0297 CMP AL,4D | |
| 3C82:021F MOV SI,0180 | 3C82:0299 JZ 02CB | |
| 3C82:0222 XOR BX,BX | 3C82:029B CMP AL,6D | |
| 3C82:0224 ES: | 3C82:029D JZ 02CB | |
| 3C82:0225 MOV AX,[SI] | 3C82:029F CMP AL,30 | |
| 3C82:0227 CMP AX,0000 | 3C82:02A1 JB 027B | |
| 3C82:022A JNZ 0238 | 3C82:02A3 CMP AL,39 | |
| | 3C82:02A5 JA 027B | |

End

Circle 136 on Reader Service card.

THE BOSS KNEW A GOOD IDEA WHEN HE SAW IT...

WE NEED A 1/III RELATIONAL DBMS THAT WORKS WITH A HARD DISK AND NETWORK 3, AND - HEY! WHAT'S THAT SLOTTCH THING THERE BY YOUR EAR?

ENBASE \$70 + \$3 s/h

Allen Golden Software
Box 11721 San Francisco CA 94101 (415) 681-9371

Circle 145 on Reader Service card.

YOU ALREADY HAVE HALF OF THE BEST WORD PROCESSING SYSTEM IN THE WORLD

For **\$49.95** more, your MultiMate, Display Write, WordStar, pfs:WRITE, VolksWriter, Writing Assistant or other WP Software¹ can instantly **SLIP UP** fifty columns of text, **SLIP UP** automatically create outlines, calendars, newsletters, contracts, easy mail merges, screenplays, scripts, footnotes², boxed copy and lots more. It's fun with

PowerText FORMATTER
BEAMAN PORTER, INC.
417 HALSTEAD AVENUE
HARRISON, NY 10528
(800) 431-0007
(914) 835-3156 IN NEW YORK

1 Any other MS-DOS or ASCII WP Software
2 On the same page or end of your document
Add \$5 for Shipping and Handling

Circle 441 on Reader Service card.

Soup Up Your TANDY 1000 with an **8087 COPROCESSOR** and stir in a **V 20*** for an unmatched sizzling performance

Does Not Use Expansion Slot
Operates with Lotus 123, AutoCad, Pascal, C, Cobol, B Basic and many more.

Easy to follow installation instructions

\$110.00 Board alone, you provide 8087
\$235.00 Board including 8087

V20* CMOS Processor
\$10.00 with coprocessor board
\$13.95 purchased alone

All items are in stock and ready to ship.

Send check or MO to:
TRIONIX
3563 Roosevelt #B
Carlsbad, CA 92008
Ph. 619 434-4439

*V20 is Reg. Trademark of NEC CA Res. add 6%


WHY PAY MORE...

When you can own for **MUCH LESS!**

Enjoy year round Sale prices with credit card convenience or special discount prices for Cash Purchases.

Same day processing for speedy delivery

Special 30 day return policy.



**FULL CATALOG
SELECTION**

**Customer
Service
9 AM
to
5 PM
Texas
time**

**NEW
MODEL 3000**
In Stock



BIG D COMPUTERS

ROANOKE CENTER-ROANOKE, TX 76272

CALL 1-800-FOR BIG D
(1-800-367-2443)

A Closer Look At PEEK and POKE

Use two familiar commands in unfamiliar ways to explore and modify Basic code.

If you're a Model III owner, you probably use Basic's PEEK and POKE commands regularly for purposes like setting printer line width, changing the cursor character, and creating or saving graphics displays. But few programmers go beyond these standard uses. This article explains some less common applications of PEEK and POKE—applications that expand the power of Basic and even let you look inside the interpreter itself.

Most programmers know that PEEK(X) returns the contents of memory location X, and that POKE X,Y stores the value Y at memory location X. And they know that the POKE command is powerful. As the Model III Basic manual warns, "Indiscriminate POKEing can be disastrous. You might have to reset or power off and start over again. Unless you know where you are POKEing—don't." That's true, but with a little knowledge and some caution, you can PEEK or POKE anywhere. You can, for example, examine and modify an existing program or track the value of a variable as a program executes.

Now You See It Now You Don't

I'll start with a demonstration. Type in and run Demo (Program Listing 1), a simple routine that prompts you for a number and prints its square and square root. Then list it and add lines 50 and 60 from Fig. 1, making sure you type them exactly as shown. Run the program again. It should work as it did before, except for a slight pause between the second line of output and the Ready prompt. List it again. Only the first line appears on the screen. The program hasn't disappeared, since it still works, but it won't list.

This demonstration serves two purposes. It shows how you can use POKE to

Program Listing 1. Demo.

```
10 CLS
20 INPUT A
30 PRINT A;"squared is";A*A
40 PRINT "The square root of";A;"is";SQR(A)
```

End

Program Listing 2. Tracker.

```
100 CLS
110 L = PEEK(16548)+256*PEEK(16549)
120 IF PEEK(L+2)+256*PEEK(L+3) < 170
    THEN L = PEEK(L)+256*PEEK(L+1):
        GOTO 120
130 INPUT "Shall I go to 180, 190, or 200";LN$
140 FOR I = 1 TO LEN(LN$)
150   POKE L+5+I,ASC(MID$(LN$,I,1))
160 NEXT I
170 GOTO XXX
180 PRINT "Line 180": END
190 PRINT "Line 190": END
200 PRINT "Line 200": END
```

End

Program Listing 3. Four Up.

```
100 DEFINT A,B
110 CLS
120 L = PEEK(16548)+256*PEEK(16549)
130 IF PEEK(L+2)+256*PEEK(L+3) < 210
    THEN L = PEEK(L)+256*PEEK(L+1):
        GOTO 130
140 INPUT "Two integers, please";A,B
150 INPUT "Two strings please";C$,D$
160 INPUT "Which variable would you like to see (A,B,C$,D$)";V$
170 V$ = " " + V$
180 FOR I = 1 TO 3
190   POKE L+14-I,ASC(MID$(V$,LEN(V$)+1-I,1))
200 NEXT I
210 VL = VARPTR(XXX)
220 PRINT V$;" = ";
230 IF RIGHT$(V$,1) <> "$"
    THEN
        PRINT PEEK(VL)+256*PEEK(VL+1): GOTO 300
240 ' ELSE
250   ST = PEEK(VL+1)+256*PEEK(VL+2)
260   FOR I = 0 TO PEEK(VL)-1
270     IF ST+I < 32768
        THEN PRINT CHR$(PEEK(ST+I));
        ELSE PRINT CHR$(PEEK(-1*(65536-ST-I)));
280   NEXT I
290   PRINT
300 END
```

End



System Requirements

Model III
32K RAM
Disk Basic

alter program code: in this case, you've POKEd an end-of-program marker where it doesn't belong (see below). It also shows what can happen if you don't know what you're doing.

Background

Before you can POKE into an existing program, you must understand how and where the program is stored. First the how. The text of each line (numbers as


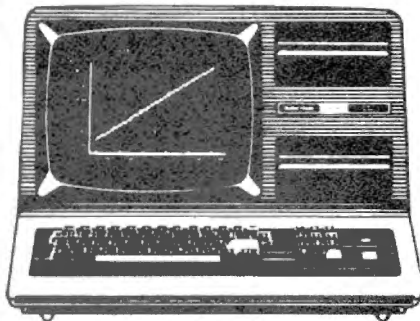


ELECTRONICS

MODEL 4D

MODEL 6000

MODEL 1000



NEW 512K MOD 3000 W/20 MEG HD. . . 2499.00

| | | | |
|-------------------------------------|---------|---------------------------------------|---------|
| 256K MOD 2000 W/MONO MONITOR . . . | 1019.00 | 512K MOD 3000 | 1819.00 |
| 256K MOD 2000 W/COLOR MONITOR . . . | 1299.00 | DMP 105 PRINTER | 145.00 |
| 256K MOD 1200 HD 1 DR. | 1499.00 | DMP 130 PRINTER | 249.00 |
| 128K MOD 1000 W/MONO 1 DR. | 759.00 | DMP 430 PRINTER | 585.00 |
| 128K MOD 1000 W/COLOR 2 DR. | 1099.00 | DMP 2100P PRINTER | 1019.00 |
| 256K MOD 1000 W/10 MEG HD | 1439.00 | DWP 220 PRINTER | 429.00 |
| 24K MOD 100 PORT | 399.00 | DWP 510 PRINTER | 999.00 |
| 24K MOD 200 PORT | 679.00 | TRACTOR DWP 220 | 99.00 |
| NEW MOD 600 PORT | 1149.00 | TRACTOR DWP II/510 | 159.00 |
| 64K MOD 4D 2DR. | 839.00 | TRACTOR FEED DMP2100P | 99.00 |
| 512K MOD 6000 W/15 MEG HD | 3779.00 | PARALLEL PRINTER SWITCH | 96.00 |
| 15 MEG HARD DISK | 1119.00 | PARALLEL PRINTER CONTROLLER | 179.00 |
| 35 MEG HARD DISK | 2059.00 | 70 MEG HARD DISK | 2949.00 |

NEW DMP 2200 PRINTER 1149.00

100% RS COMPONENTS NO FOREIGN DRIVES OR MEMORY FULL WARRANTY

ALL RS SOFTWARE 20% OFF CATALOG PRICE

CASHIERS CHECK OR MONEY ORDER MUST ACCOMPANY ALL ORDERS

(817) 825-4027

NOCONA ELECTRONICS • BOX 593 • NOCONA, TX 76255

```

10 CLS
20 INPUT A
30 PRINT A;"squared is";A*A
40 PRINT "The square root of";A;"is";SQR(A)
50 L=PEEK(16548)+256*PEEK(16549):L0=L
60 IF PEEK(L)<>0 OR PEEK(L+1)<>0
   THEN L1=L:L=PEEK(L)+256*PEEK(L+1):GOTO 60
   ELSE POKE L0+1,INT(L/256):POKE L0,L-256*INT(L/256):
       POKE L1,0:POKE L1+1,0

```

Figure 1. Additions to Program Listing 1.

| Next-line Pointer | Line Number | Text |
|----------------------|----------------|---|
| 131 106 | 10 0 | 132 0 |
| 139 106 | 20 0 | 137 32 65 0 |
| 164 106 | 30 0 | 178 32 65 59 34 83 81 85 65 82 69 68 32 73 83 34 59 65 207 65 0 |
| 203 106 | 40 0 | 178 32 34 84 72 69 32 83 81 85 65 82 69 32 82 79 79 84 32 79 70 34 59 65 59 34 73 83 34 59 221 40 65 41 0 |
| 0 0 | | |

Figure 2. Shows how the computer stores the lines in Program Listing 1.

well as alphabetic characters) is stored in a series of contiguous bytes, with each byte containing the ASCII code of a single character. (The *Basic Language Reference Manual* contains a list of codes, beginning on p. 228.) The only exception is that key words have their own special codes, called tokens. Tokens save storage space: the code for the key word Input, 136, takes only 1 byte, whereas the ASCII codes would take 5 bytes (see pp. 237 and 238 of the manual for a list of key words and tokens).

For example, the line:

```
IF X = 150 THEN PRINT "150"
```

would be stored as:

```
143,32,88,213,49,53,48,32,202,32,178,32,34,
49,53,48,34,0
```

where 143 is the token for IF, 32 is the ASCII code for a blank, 88 is the ASCII code for X, and so on. The zero at the end is an end-of-line marker.

Two pairs of bytes precede each line's text: one for the line number and one for a pointer to the next line. (A pointer is a memory location that contains the address of another memory location.) The first byte of each pair is the least-significant byte (LSB) and the second is the most-significant byte (MSB). Together, they can store any number between zero and 65535. To convert from the LSB/MSB version to an actual number, use the formula:

$$\text{number} = \text{LSB} + (256 * \text{MSB})$$

For example, the byte pair 232,3 converts to the line number 1000, since $1000 = 232 + (256 * 3)$. Converting from a line number or memory location to a byte pair is equally easy. The formula for the MSB is:

$$\text{INT}(\text{number}/256)$$

and the formula for the LSB is:
number - 256 * MSB

If the number were 27255, the MSB would be $\text{INT}(27455/256) = 106$, and the LSB would be $27255 - (256 * 106) = 119$. Therefore, 27255 would be stored as 119,106 (the LSB is always listed first).

Now look at Fig. 2 to see how the computer stores Demo's four lines. Though not shown, memory locations 16548 and 16549 always contain a pointer to the first byte of the first line of the program, which in this case is in memory location 27261. The program's first line uses 6 bytes of memory: two for the pointer to the beginning of the second line, two for the line number, one for the token for CLS, and one for the zero to mark the end of the line. The next-line pointer tells the machine that the second line begins at memory location 27267 ($131 + 256 * 106$), which you can verify by counting up 6 bytes from 27261.

In the same way, the second line's pointer (139,106) indicates that the third line begins at 27275 ($139 + 256 * 106$). Note that the lines are stored in line number order. This happens regardless of how you enter them or if you add or delete lines. If you add a line 15, lines 20, 30, and 40 move down to make room for it. Likewise, if you delete line 30, line 40 moves up to close the gap. The end of the program is marked by a line whose next-line pointer is zero.

The pointers that tie the lines together create a structure called a linked list. Linked lists are commonly used in applications like mailing lists that must accommodate frequent additions and deletions and still keep the data in a particular or-

der. The pointers use up storage space, but they make it easier to update the list: after you insert a new record, the computer maintains the sequence by changing the pointer on the preceding record. This is much simpler than moving all the records that follow the new one.

Applications

A linked list seems like a logical structure for storing program lines, since it doesn't have to move data after additions and deletions. So why does Basic go to the trouble of moving data in the first place? The answer is that when you run a program, Basic executes the lines in the order in which it comes to them, except, of course, when it encounters a GOTO or GOSUB.

Basic uses the pointers for editing and listing lines and locating those to which a program branches. Here's an example of the editor's use of pointers. Load in Demo and PEEK (in the immediate mode) at the first-line pointer to find out where the program begins. (It should start at 27261.)

Now type in POKE 27263,100 and list the program. You'll see that the change has been made and line 100 is still at the beginning because the listing apparatus follows the pointers, which haven't changed. When you run the program, it works perfectly. But if you try to edit line 20, the editor will tell you there's no such line. The editor follows the pointers until it finds the specified line (line 20) or a higher-numbered one. In this case, it finds line 100 and concludes that line 20 doesn't exist.

I'll demonstrate the listing and locating uses of pointers by POKEing to change a next-line pointer. Load Demo again and add the line:

```
50 IF A < 5 THEN A = A - 1: GOTO 30
```

In the immediate mode, change the next-line pointer in line 20 so it is the same as the one in line 40. This doesn't alter line 30's physical position, but it does disconnect the line from the linked list. Since the List command follows the pointers, line 30 won't appear when you list the program. If you run the program now, line 30 will be executed once, but when the interpreter reaches line 50 and attempts to branch back, it won't be able to find line 30.

Going with the Flow

So far, I've shown how to use PEEK and POKE to provide information about how a program is stored and how Basic acts upon it. You can also use PEEK and POKE to broaden the scope of GOTO statements.

The program line 90 GOTO A contains a syntax error because GOTO's argument cannot be a variable. This is seldom a problem, because a programmer generally either knows the exact line to branch to or can at least specify a range of possibilities with ON. . . GOTO.

Every once in a while, however, you're faced with a situation in which the stan-

dard forms of GOTO just won't work. While writing a program to track another program and execute one statement at a time, I had no trouble identifying GOTOs or their destinations in the subject program, but I needed to make the tracking program branch to the same line. I solved the problem by writing my code as GOTO XXXXX, and then POKEing in the number once I knew it. As far as the interpreter knew, the number had always been there, and the program worked fine.

The actual tracking program is too complicated to be used as an example, but Program Listing 2, Tracker, illustrates the idea. Line 110 loads L with the location of the first line of the program. Line 120 is a single-line loop that follows the next-line pointers until it finds line 170 (the GOTO). Each time through the loop, L and L + 1 contain the LSB and MSB of the next line's location. L + 2 and L + 3 hold the LSB and MSB of the line number, and the text begins at L + 4.

The For. . .Next loop in lines 140-160 POKEs the ASCII codes of the three characters in the destination line number into memory locations that originally held three X's. I use X's because a string of 88's (X's ASCII value) in memory is easy to spot, but any character is acceptable. Just be sure to use at least as many dummy char-

acters as the number of digits in the highest line number you'll want to POKE in.

The easiest way to determine the first argument for the POKE (in this case, L + 5 + 1) is to PEEK at the portion of memory that contains the program, find line 170, and count over to where the X's are. The code for the PEEKing is:

```
FOR Q = <starting location> TO <ending location>: PRINT PEEK(Q):: NEXT Q
```

If you try to PEEK without looking at memory, remember that the token for GOTO uses only 1 byte and each blank also uses a byte.

Finding Value

My tracking program brought up another problem that I solved in much the same way: how to display the value of a variable chosen by the user. VARPTR() returns either the location of the variable in parentheses or its length and a pointer to its first character. However, code such as:

```
60 INPUT V$
70 LET L = VARPTR(V$)
```

returns the location of V\$, not its contents. Here again, I wrote the code with a dummy argument for the VARPTR, then POKEd in the real value once I knew it.

Program Listing 3, Four Up, is an example of this technique. It prompts you

for two integers and two strings, asks you to choose one of the four, and prints it. Lines 120 and 130 locate the line in which you want to POKE (line 210). Lines 160 and 170 get the name of the variable to be displayed and pad it on the left with two blanks to guarantee that it's at least three characters long. Since only the first two characters of a variable name are significant, the VARPTR statement needs room only for those two plus a type tag.

The loop in lines 180-200 POKEs the variable name into the VARPTR(), line 210 returns the address of the variable or of a pointer to it, and the rest of the program prints the value of the variable. Lines 230-270 are actually one long If. . .Then. . .Else statement.

POKEing Fun

You've seen some examples of unusual uses for PEEK and POKE; perhaps you'll discover more on your own. However, be sure you understand how programs are stored, or you could destroy one. And remember to save your programs before running them. That way, if you accidentally turn your code into gibberish, you won't have to struggle to undo the damage. ■

Write to James S. Kidston at 726 S. Thurlow, Hinsdale, IL 60521.

Circle 168 on Reader Service card.

IT TAKES *THREE* TO TANGO

Telecommuter is an integrated word processing and communications program for your MS-DOS computer. You cannot find another product with our speed, power and unique features.

Telecommuter is as easy to learn and use as a Radio Shack Model 100. In fact, if you have a Model 100, you already know how to use Telecommuter's Word Processor and Telcom communications on your MS-DOS computer!

Fast File Transfer moves files between portable and desktop computers. Host Mode lets you control your MS-DOS computer from a remote site over telephone lines—exchange files, execute DOS commands, run application programs.

Telecommuter runs on the Tandy 1000/1200/2000/3000 and IBM-PC/XT/AT, with free telephone support for registered users.

Start a job on your portable, and quickly move the files to your desktop computer. Edit, print and transmit with big computer word processing and communications power—FAST!

Call today for more information or to order your copy!

TELECOMMUTER™

Software that always works
Support that's always there
Only \$200, MasterCard and VISA accepted

SO SIMPLE

SIGEA SYSTEMS, INC.

19 Pelham Road, Weston, MA 02193 (617) 647-1099

Ever the Twain Shall Meet

The serial-to-parallel converter project in the February issue let you use a parallel printer with your computer's RS-232C serial port. This month's parallel-to-serial converter lets you do the obverse: use a serial printer with your computer's parallel interface (see the Photo). While most printers have an RS-232C port, some lack a standard Centronics parallel interface.

Overview

Figure 1 shows the block diagram for the parallel-to-serial converter. The computer recognizes the board as a printer with a Centronics parallel interface, and the printer sees the board as a computer's RS-232C port. This allows the devices to interact without problems.

You can use the board in other ways, too, like putting your parallel printer in a location remote from your computer (see Fig. 2). A parallel interface generally limits you to a 6-foot distance, while an RS-232C allows over 50 feet.

Interface

This project uses two standard interfaces. One is an official standard (the RS-232C), the other a de facto standard (the Centronics parallel printer interface). The RS-232C is an EIA (Electronics Industries Association) standard. You can get the specification from the EIA, as indicated in the reference list at the end of this column.

I detailed RS-232C serial and Centronics parallel interfaces in previous columns; see Project 80, January 1984 (p. 197) and September and October 1984 (pp. 102 and 146, respectively) for more on interfaces.

The 8250 UART

An 8250 asynchronous communications element (ACE), more commonly referred to as a universal asynchronous receiver/transmitter (UART), handles the serial interface on the parallel-to-serial converter board. The 8250 is a 40-




Photo. Parallel-to-serial converter.

pin chip with a single serial channel, a crystal oscillator, a baud rate generator, and interrupt-generation circuitry. Figure 3 shows a block diagram of the 8250; you can find a further description in the July 1985 Project 80 (p. 84).

8748 Single-Chip Microcomputer

The 8748 single-chip microcomputer is a nifty 40-pin device with 1K of EPROM (erasable programmable read-only memory), 64 bytes of RAM, one counter/timer, 24 general-purpose input/output lines, three additional special input lines, an on-chip crystal oscillator, and interrupt control circuitry. While you're limited by its instruction set and architecture, the chip is certainly adequate for small control projects.

Figure 4 shows a block diagram of the 8748. A further discussion of the 8748 microcomputer is given in the July 1985 Project 80 (p. 84).

Building the Parallel-to-Serial Converter Board

Figure 5 shows the schematic diagram of the parallel-to-serial converter board. The parts list appears in Table 1. Besides the items indicated in the parts list, you'll need two 40-pin IC sockets, two 20-pin sockets, and four 14-pin sockets (plus an 8-pin socket if you socket the DIP [dual in-line package] switch). I also used a 20-pin component carrier for resis-

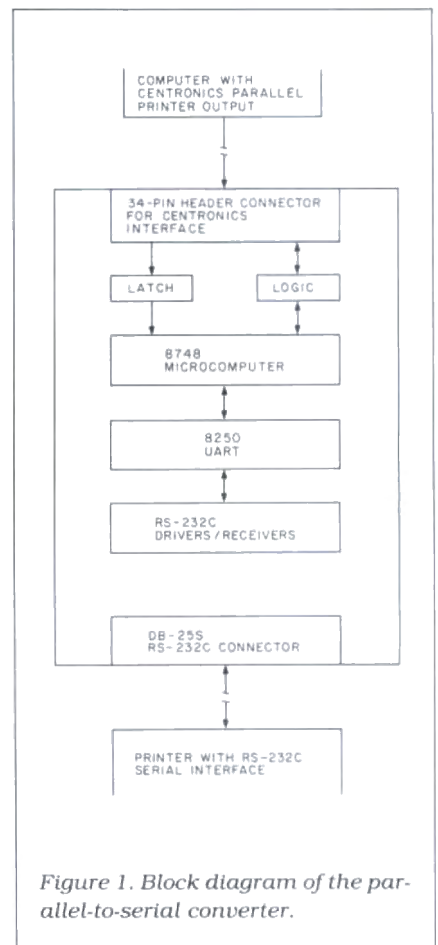



Figure 1. Block diagram of the parallel-to-serial converter.

LOAD
80

System Requirements

Models I, III, 4, and 1000
Assembly language
8748 Assembler

The Best Money Can Buy . . .



Model 1000 Multifunction Boards

TanPak™

The TanPak™ expansion board has been designed to allow expansion beyond the scope of the standard Model 1000. Seven of the most needed functions/features have been combined into one package using only one expansion slot. Your remaining spaces are left free for future expansion needs. Features include memory up to 512K, RS232 Serial Port, Clock-Calendar, DMA, Printer Spooler, Memory Disk, and an Expansion System.

TanPak™ OK \$329.

TanPak™ Secondary

If you already have a Model 1000 memory board and do not wish to replace it, the TanPak™ Secondary is for you. It retains all the features of the TanPak™, except for the DMA.

TanPak™ Secondary OK \$249.

8087 Board for the Tandy 1000 \$249.

8087 Upgrade for the Tandy 1000A \$119.

Tandy 1000 Hard Drives

Shop and compare. Hard Drive Specialist has been building hard drive systems for years and have sold thousands of subsystems to satisfied Radio Shack/Tandy customers. Our drives all use buffered seek logic and plated media to result in almost one-fourth the average access found on our competitor's drives. Internal drive systems include an interface card and a half-height hard drive that replaces the top disk drive in both size and power consumption. External units include an interface card, case, power supply, and hard drive unit. All units require a memory board with DMA compatible with the Tandy 1000.

Features Include:

- All sizes rated after formatting.
- One Secondary may be added.
- Error checking and correcting controller.
- Software drivers included.
- Built in power up diagnostics.
- Gold connectors used throughout.
- 1 year warranty.
- Boots directly from Hard Drive.
- Uses Tandy 1000 MS DOS.

10 Meg Internal \$549. External \$699.
 20 Meg Internal \$749. External \$899.
 42 Meg Internal \$1349. External \$1495.
 10 Meg Internal for use with 2 disk drives \$569.
 20 Meg Internal for use with 2 disk drives \$769.

Model 1, 3, 4 Hard Drives

| | Primary | Secondary |
|--------|---------|-----------|
| 5 Meg | \$795. | \$595. |
| 10 Meg | \$1095. | \$895. |
| 20 Meg | \$1295. | \$1095. |
| 30 Meg | \$1895. | \$1695. |

(Model 1 add \$50.)

Hard Drive Subsystem Features:

- All drive rated after formatting.
- Your choice of DOSPLUS, LDOS, or TRSDOS 6.X Drivers included.
- May be used with NEWDOS 80/Version 2.5
- Up to two secondary drives may be added.
- Error checking and correcting controller.
- Buffered seek drives for improved access time.
- Built in power up diagnostics.
- Plated media for long disk life.
- Heavy duty power supply.
- Gold connectors used.
- 1 year warranty.

Model 3/4 RS232 Kit \$69.

Model 3/4 Disk Controller Board \$99.

HARD DRIVE SPECIALIST

1-713-480-6000
 Order Line 1-800-231-6671
 16208 Hickory Knoll
 Houston, Texas 77059

Ordering Information:

Use our WATS line to place your order via Visa, MasterCard, or Wire Transfer. Or mail your payment directly to us. Any non-certified funds will be held until proper clearance is made. COD orders are accepted as well as purchase orders from government agencies. Most items are shipped off the shelf with the exception of hard drive products that are custom built. UPS ground is our standard means of shipping unless otherwise specified. Shipping costs are available upon request.

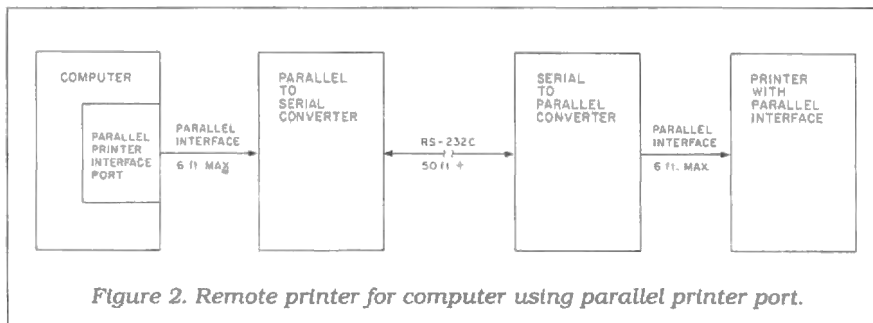


Figure 2. Remote printer for computer using parallel printer port.

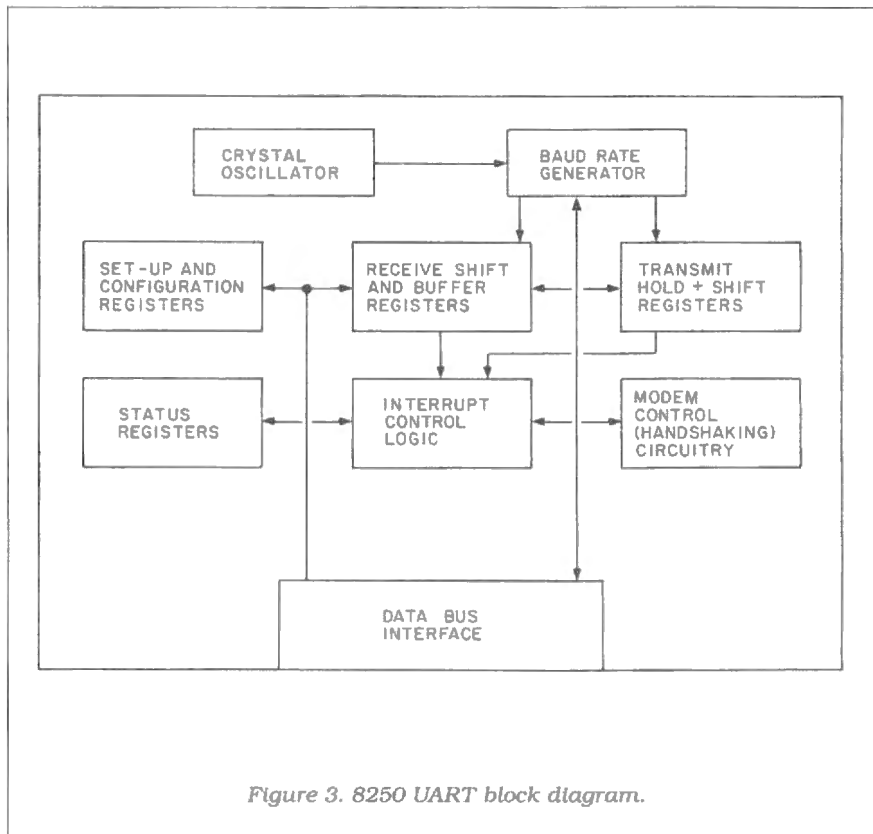


Figure 3. 8250 UART block diagram.

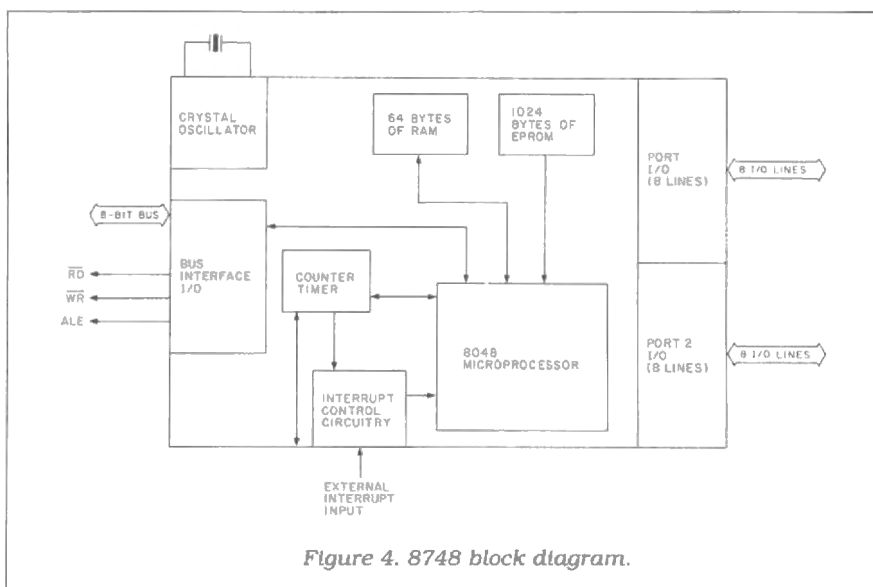


Figure 4. 8748 block diagram.

tors, diodes, and small capacitors, which required an additional 20-pin socket. For power, you will need a +5-volt at 400 milliamps supply and ± 12 -volt to a ± 15 -volt at 100 milliamps supply.

Figure 6 shows the board layout I used. Note that the connector for the Centronics parallel printer interface is a 34-pin male header connector, not the standard 36-pin female Centronics connector. The header connector is designed for a ribbon-cable attachment, which has a 34-pin female socket connector on one end (that mates with the header) and a female Centronics connector on the other end. It is important to note the position of pin 1 of the header connector in Fig. 6. To avoid confusion, the pin numbering of the header connector appears in Fig. 7. Figure 8 shows the cable assembly; it's the same cable used in both printer switch projects (October and November 1985, pp. 82 and 88, respectively) as well as the printer buffer project (September and October 1984, pp. 102 and 146, respectively).

I chose the header connector approach instead of the female PC-mount (printed circuit-mount) Centronics connector because the Centronics connector doesn't have 0.1-inch pin-to-pin spacing, making it difficult to mount on a standard prototyping board. The DB-25S has a similar problem, but the pins are close enough to 0.1 inch that they are easily mounted if you clip off the unused pins. If you want to use two fewer connectors for this board (the header and socket connectors), you may use a PC-mount female Centronics connector mounted on the board in place of the header connector and cable assembly. The pin numbers for the Centronics connector are given in parentheses on the schematic.

Building the board is fairly straightforward. Pay careful attention to the DB-25S pin numbers, which you should see marked on the connector. Power and ground connections for the chips are given on the schematic (see Fig. 5). A note concerning the DIP switch is in order. The switch numbers are given on the schematic in Fig. 6. The left-most switch is switch 1, and the right-most is switch 4. If you wire the DIP switch correctly, the three right switches select the baud rate, with the right-most switch being the low-order baud rate select switch.

Handshaking

The DB-25S RS-232C connector is wired as a DTE (data terminal equipment) device, the same as most computers. If your printer also has a DTE-configured RS-232C port, you'll need a null modem cable between the printer and the parallel-to-serial converter (see Fig. 9). If your printer has a DCE-confi-

SUPER ROM

Lucid Spreadsheet Write ROM Database Outliner



NOW YOU CAN REALLY HAVE IT ALL!

All on one ROM. Truly the finest four programs available for the Model 100 — guaranteed. Try it for 30 days. If you aren't blown away by the excellence return it for a full refund.

\$199⁹⁵

The four best programs for the Model 100 all on one ROM. 32K of power without using any RAM for program storage. This is the PCSG Snap-In ROM that just presses easily into the little ROM socket in the compartment on the back. You access the four right from the main menu like built-ins.

Write ROM — the definitive word processor for the Model 100. Function key formatting or dot commands. Search and replace. Library feature — inserts words, phrases or whole documents into text from just a code. MAP lets you see a picture of your document. In all there are 60 features and functions. No one can claim faster operation. FORM lets you create interactive forms with on-screen prompts that you can answer from the keyboard. Nothing else for the Model 100 compares with the features of Write ROM. Exactly the same as the Write ROM sold as a single program. Infoworld says it "makes the Model 100 a viable writing unit ... sur-

passed our highest expectations for quality and clarity."

Lucid Spreadsheet: This is the one PICO magazine says "blows Multiplan right out of the socket" and Infoworld performance rated as "excellent" and said "makes the Model 100 compute." Gives you features you cannot get with Lotus 123. Lets you build spreadsheets in your Model 100 that would consume 140-150K on a desktop. Program generating capability with no programming knowledge required. Variable column widths. Includes find and sort with function key control. It's fast, recalculates like lightning. No feature has been taken from the original, only new ones added.

Database: This is a relational database like no other. You can do everything from mailing lists to invoices. No complicated pseudo-coding, you create input screens as simply as typing into TEXT. You are not limited by size; you can have as large an input screen as you wish. Prints out reports or forms, getting information from as many files as

you like. Complete math between fields. Total interface with Lucid worksheets.

Outliner: Does everything that Think-tank does on a PC but a whole lot better. Includes a Sort for your headlines. Lets you have headlines of up to 240 characters. Has cloning, hoisting and sideways scroll up to 250 characters. Like Lucid, this one sets a new standard for outliners. This is the way to plan and organize your projects.

Present Lucid and Write ROM owners can upgrade for \$100. If you have both it's \$75.

As usual PCSG sells the Super ROM on a thirty day guarantee. If for any reason you are not satisfied, simply return it for a full refund.

We are excited about this product. Super ROM gives the Model 100 the true power of a desktop. No other multi-program ROM has software that compares. But don't take our word for it. We invite you to make that comparison yourself. Priced at \$199.95 on Snap-In ROM.

Got stuck with somebody else's multi-ROM? We'll upgrade it for \$100.

(214) 351-0564

PORTABLE COMPUTER SUPPORT GROUP

11035 Harry Hines Blvd., #206, Dallas, TX 75229

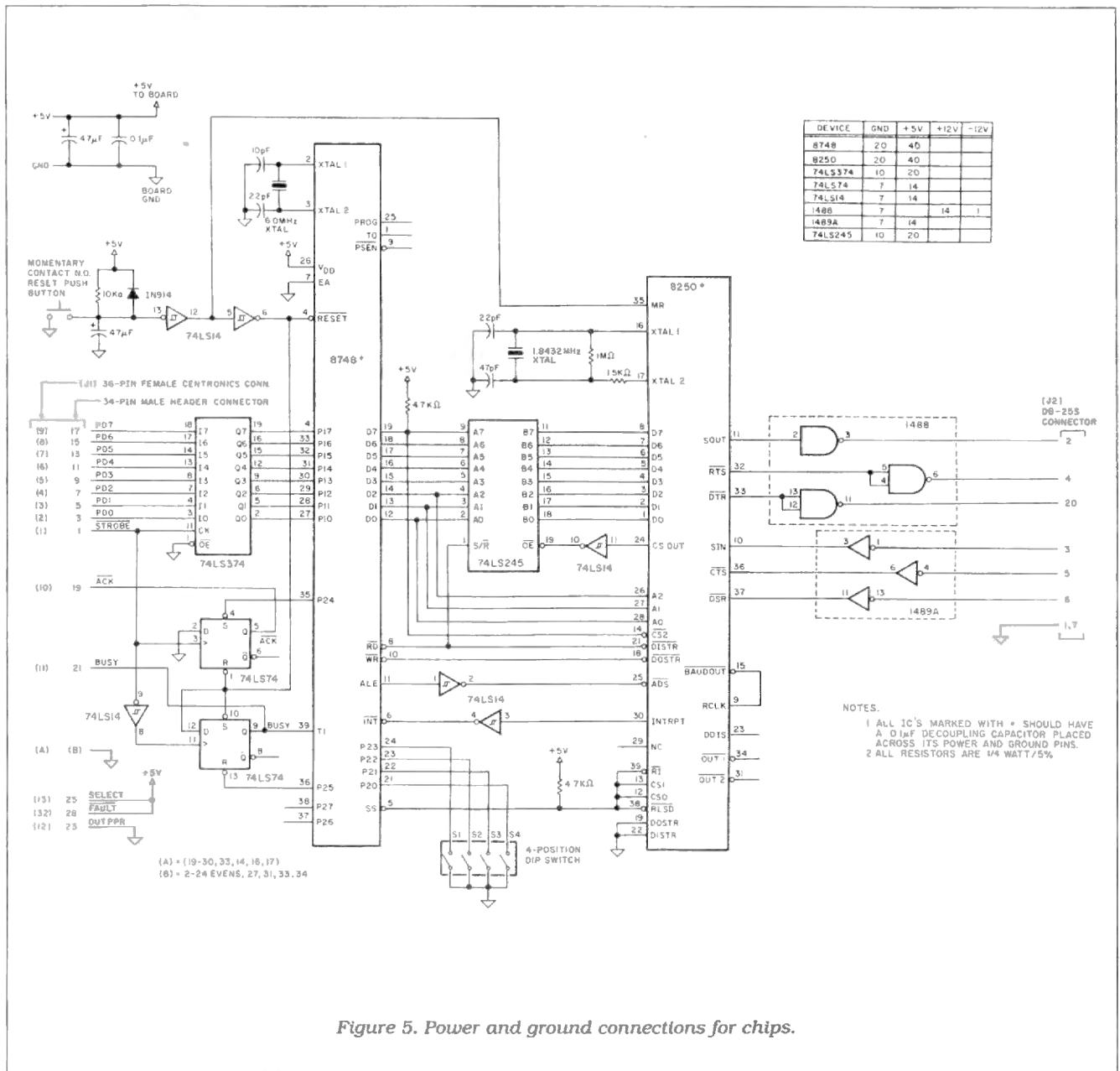


Figure 5. Power and ground connections for chips.

gured RS-232C interface, you'll need a straight-through cable. Because of the importance of understanding handshaking to fully understand the operation of this project, I will reiterate the brief discussion of serial communication handshaking presented last month.

Handshaking controls the information transferred between two or more systems. Many systems can't receive and process incoming information as rapidly as other systems can transmit it. For instance, a computer can typically send characters to a printer faster than the printer can process them. The receiving system needs to indicate to the sending system when it is OK to send information and when it is not. This is called handshaking.

Generally, serial communications use

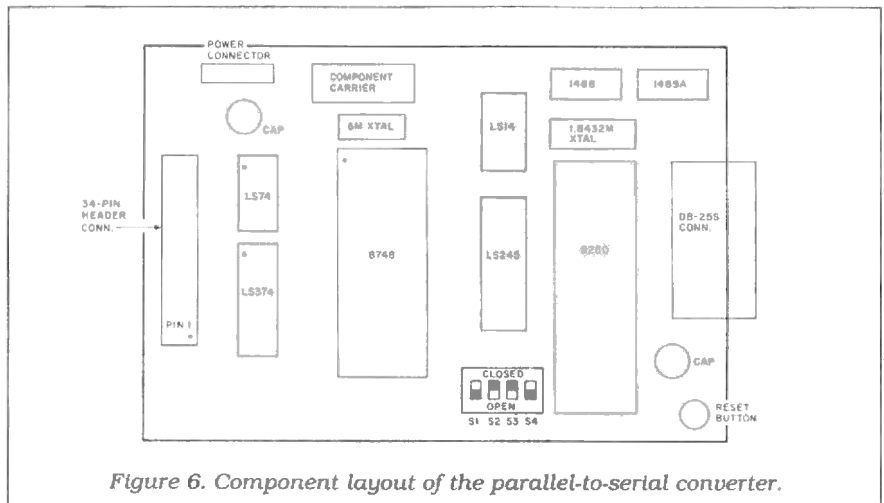


Figure 6. Component layout of the parallel-to-serial converter.

THE BARRIERS ARE BROKEN!



TS-DOS™

For

TANDY MODELS 100/200 and NEC PC-8201

LAPDOS™

For

IBM PC, XT, AT and COMPATIBLES

THE FIRST BARRIER

The Tandy portable disk drive is an amazing little 1 3/4 pound disk drive that operates on 4 AA batteries. And what is even more amazing is that it costs only \$199. But one thing missing is a true operating system to unleash the power of this product. Without TS-DOS, the Tandy disk drive is a nice and fast replacement for a cassette recorder. With TS-DOS, this disk drive turns your laptop computer into a real powerhouse that can be accessed easily and directly from any BASIC program.

TS-DOS looks exactly like your regular files menu, but now you can do such things as save the complete contents of your computer to disk at once, create files up to 100K in size with the append function, or even view the contents of a disk file without having to transfer it into your computer first. And TS-DOS only occupies 400 bytes when not in use. While using TS-DOS, you will need only 2-4K.

TS-DOS is only \$69.95. If you own the Ultimate ROM II, or are purchasing it now, you can get TS-DOS at a \$20 discount. TS-DOS comes on a 3 1/2" disk and works automatically with the Ultimate ROM II or can be initially loaded using FLOPPY.CO with the Tandy Models 100/200 or by using a cassette drive with the NEC PC-8201.

THE SECOND BARRIER

Until now, the Tandy and NEC laptop computers were not easily used with IBM desktop computers. Traveling Software has broken this barrier with a product called "LAPDOS," which allows the Tandy portable 3 1/2" disk drive to be plugged into and used with any IBM PC or compatible with a serial port. LAPDOS can be operated as a RAM-resident utility on your IBM, which means you can call it up with two keystrokes while using your favorite word processor, spreadsheet, or other software. You could be in the middle of Wordstar, for example, and read in any text files from your portable disk drive.

LAPDOS allows you to easily use your database, spreadsheet, or word

processing files while on the road with your Tandy or NEC laptop computer. In fact, LAPDOS includes a program called "The Exchanger" which allows you to use ThinkTank and Sidekick files with the IDEA! outline processor available from Traveling Software on a software chip called The Ultimate ROM II.

LAPDOS is only \$89.95, which includes a special hardware adapter which allows the disk drive to plug into any IBM PC or compatible computer with a serial RS232 port. The LAPDOS software comes on an IBM 5 1/4" disk with a complete owner's manual. And if you already own the Ultimate ROM II, or are purchasing it now, you will receive a \$20 discount off the cost of LAPDOS.

| | | |
|---|--|--|
| 800/343-8080 or 206/367-8090 © 1986 TRAVELING SOFTWARE, INC. | TRAVELING SOFTWARE, INC. 11050 FIFTH AVE. NE, SEATTLE, WA 98125 | |
| | OUR PRODUCTS ARE AVAILABLE AT RADIO SHACK STORES & COMPUTER DEALERS NATIONWIDE! | |
| | NAME _____ | PLEASE RUSH ME: |
| | SHIPPING ADDRESS _____ | _____ COPIES OF LAPDOS @ \$89.95 |
| | _____ | _____ COPIES OF TS-DOS @ \$69.95 |
| | CITY _____ | _____ COPIES OF ROM II @ \$229.95 |
| | STATE _____ ZIP _____ | ROM II DISCOUNT _____ |
| | TELEPHONE _____ | SHIPPING _____ \$ 6.00 |
| | LAPDOS SYSTEM REQUIREMENTS | SUBTOTAL _____ |
| | 128K IBM PC OR 100% COMPATIBLE COMPUTER WITH RS232 SERIAL PORT | WA RES TAX ADD 7.9% _____ |
| | WRITTEN PURCHASE ORDERS ACCEPTED | AMOUNT ENCLOSED _____ |

CIRCLE YOUR LAPTOP
 TANDY TANDY NEC
 M100 M200 8201

VISA MC COD CHECK

EXP DATE _____

CARD # _____

PRINTER SALE

THE STATE OF THE ART

The C.ITOH 3500 is fully IBM/Tandy 1000-1200-2000 compatible and FAST. Using bidirectional, logic-seeking printing across a full width of 13.2 inches, this little beauty prints at a speed of 350 characters per second (CPS). Letter quality printing is available at a rapid 87 CPS—more than twice the speed of most daisywheel printers. Couple that with a quick linefeed of 30 milliseconds per line and a standard buffer of 2K (16K optional, \$50) and you have just about the fastest throughput around. Only 4.7" high and a low noise level of 58 dBA.

Maximum versatility is offered for data and wordprocessing output, spreadsheets and business graphics by a variability of print densities, speeds, character sets and fonts, spacing, forms control and other attributes realized by operator and computer alterable functions, allowing the printer to be tailored to almost any application.

We could rave on and on about this fantastic printer but the proof is using this printer in your application. Try it on our 14 day money-back-if-not-satisfied plan. Don't be printer bound any longer. Call today.



350 CPS only \$1695
(Please Specify Serial or Parallel)
(Shipping Included)



Low Profile Design
ONE YEAR WARRANTY



\$229 (Add \$10 S & H)
List \$299

ProWriter™ Jr. Near letter quality and 105 CPS for data processing. Compatible with all popular PCs. Built-in stand, easy front paper loading. The low cost answer for professional performance.

StarWriter™ Y-10, F-10 40/55. Daisy wheels with speeds ranging from 22 to 58 CPS for the sharpest in letter quality printing. 13.5 and 15-inch carriage widths. Switch-selectable pitches 10, 12, and 15. Compatible with all popular word processing software.



As Low As **\$899**
(Add \$15 S & H)

- F10-40 15" wide 40cps Diablo/Qume printwheels . . . \$899
- F10-55 Fastest DW printer at 58cps 15" wide . . . \$999
- F10 Bi-Directional Tractor . . . \$199
- F10 Mechanical sheet feeder . . . \$299



As Low As **\$299**
(Add \$12 S & H)

ProWriter™ 8510S/1550S + NLQ Series Dot Matrix Printers. Near letter quality, 180/120 CPS with throughput speeds of up to 110 LPM for far faster text and graphics than competitors. Models specifically designed to provide the finest performance and flexibility with IBM® and Apple®/Macintosh® microcomputers.

- 8510 BPI IBM Graphics, 120cps 10" friction/tractor . . . \$299
- 8510 SEP IBM Graphics, NLQ and faster at 180cps . . . \$399
- 8510 CEP IBM Graphics, 180cps plus 7 colors . . . \$499
- 1550 EP 15" wide 120cps friction/tractor included . . . \$499
- 1550 BCD Like above but RS232 interface . . . **SPECIAL** . . . \$299
- 1550 SEP 15" IBM Graphics NLQ and a fast 180cps . . . \$599

ProWriter™ 24LQ. The Ultimate Printer. 24-pin dot matrix printer. 6 printers in 1 for all professional printing needs. 200 CPS for data, 133 CPS memo quality, 67 CPS letter quality. Selectable type styles. Up to 7-color graphics at 360 x 360 DPI.



\$999 (Add \$15 S & H)
List \$1299

ORDER TODAY CALL TOLL FREE **800-527-0347/800-442-1310**



MONTEZUMA MICRO

P.O. Box 32027
Redbird Airport, Hangar #8
Dallas, TX 75232
214-339-5104



| Quantity | Description | Distributor | Part Number | Price (each) |
|----------|---|-------------|-------------|--------------|
| 1 | 8748 Single-chip microcomputer | JDR | 8748 | 9.95 |
| 1 | 8250 UART w/on-chip baud rate generator | JDR | 8250 | 6.95 |
| 1 | 6.0 MHz Crystal | JDR | | 2.95 |
| 1 | 1.8432 MHz Crystal | JDR | | 3.95 |
| 1 | 74LS14 Hex Inverter/Schmitt trigger (LS TTL) IC | JDR | 74LS14 | .59 |
| 1 | 74LS245 Bidirectional bus buffer (LS TTL) IC | JDR | 74LS245 | 1.49 |
| 1 | LM1488 Quad RS-232C Driver IC | JDR | LM1488 | .69 |
| 1 | LM1489A Quad RS-232C Receiver IC | JDR | LM1489 | .69 |
| 1 | DB-25S/RA Right-angle D-subminiature connector | JDR | DB25SR | 4.42 |
| 1 | 34-position Cable header (w/w) | DK | R230-ND | 1.90 |
| 1 | 4-position DIP switch (SPST) | RS | 275-1304 | 1.49 |
| 1 | Momentary contact SPST switch (mini) | RS | 275-1571 | .80 |
| 2 | 47 μ F/35 V Electrolytic capacitors (PC-mount) | RS | 272-1027 | .69 |
| 3 | .1 μ F/50 V Disc capacitors | RS | 272-135 | .25 |
| 1 | 10 pF/500 V Disc capacitor | DK | P4000 | .08 |
| 2 | 22 pF/500 V Disc capacitors | DK | P4004 | .08 |
| 1 | 47 pF/50 V Disc capacitor | RS | 272-121 | .20 |
| 1 | 1N914 Small signal diode | RS | 276-1122 | .10 |
| 1 | 1 M ohm Resistor (1/4 watt) | DK | | .05 |
| 1 | 10 Kohm Resistor (1/4 watt) | RS | 271-1335 | .08 |
| 1 | 1.5 Kohm Resistor (1/4 watt, 5%) | DK | | .05 |
| 1 | 34-position Ribbon cable socket connector | DK | R305-ND | 2.24 |
| 6 feet | 34-conductor Ribbon cable | DK | R026-ND | — |
| 1 | 74LS74 Dual D-type flip-flop (LS TTL) IC | JDR | 74LS74 | .35 |
| 2 | 4.7 Kohm Resistors (1/4 watt) | RS | 271-1330 | .08 |
| 1 | 36-position Centronics-type ribbon cable connector (female) | JE | CEN36F | 9.75 |
| 1 | 74LS374 Octal tri-state latch | JDR | 74LS374 | 1.39 |

Parts Distributors

Digi-Key Corp. (DK), Highway 32 S., P.O. Box 677, Thief River Falls, MN 56701, 800-346-5144 or 218-681-6674.

JDR Microdevices (JDR), 1224 S. Bascom Ave., San Jose, CA 95128, 800-538-5000 or 408-995-5430 outside CA; 800-662-6279 inside CA.

Jameco Electronics (JE), 1355 Shoreway Road, Belmont, CA 94002, 415-592-8097.

Radio Shack National Parts Division (RS), 900 E. Northside Drive, Fort Worth, TX 76102, 817-870-5662.

Table 1. Parts list for parallel-to-serial converter.

| | | | |
|----|---|----|----|
| 34 | + | + | 33 |
| 32 | + | + | 31 |
| 30 | + | + | 29 |
| 28 | + | + | 27 |
| 26 | + | + | 25 |
| 24 | + | + | 23 |
| 22 | + | + | 21 |
| 20 | + | + | 19 |
| 18 | + | + | 17 |
| 16 | + | + | 15 |
| 14 | + | + | 13 |
| 12 | + | + | 11 |
| 10 | + | + | 9 |
| 8 | + | + | 7 |
| 6 | + | + | 5 |
| 4 | + | + | 3 |
| 2 | + | ++ | 1 |

(Top view)

Figure 7. Pin number for header connector.

two handshaking methods: hardware and software. Hardware handshaking uses dedicated lines on the communications interface (the RS-232C port in this case), while software handshaking involves sending special characters to stop and start character transmissions.

The RS-232C standard specifies several lines for handshaking. The most common are RTS/ (request to send), CTS/ (clear to send), DTR/ (data terminal ready) and DSR/ (data set ready). These signals work in pairs (RTS/-CTS/ and DTR/-DSR/), such that on any given interface connector, one of the signals in each pair is an output while the other is an input.

Serial communications provide several software handshaking methods, the most prevalent of which is XON/XOFF (transmission on/transmission off). This method uses two ASCII characters designated as XON and XOFF. The ASCII DC1 character (11H or control-Q) represents the XON specifier, while the ASCII DC3 character (13H or control-S) provides the XOFF character. When DC3 goes to the transmitting system, the transmitting system responds by stopping its data transmission. It then resumes data transmission on receiving a DC1 character.

Transmitting systems can't always respond immediately to a change in handshaking status. This is important to remember when telling the transmitting system to stop sending characters.

If the receiving system can buffer up to 100 characters, and it waits until it receives the 100th character before telling the transmitting system to stop sending characters, the transmitting system won't be able to respond until it sends two or three more characters. It's

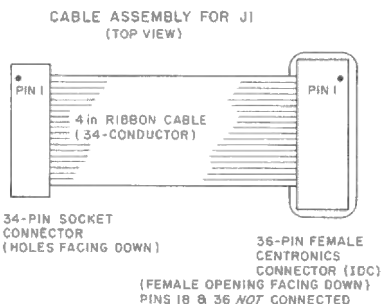


Figure 8. How to build the cable assemblies.

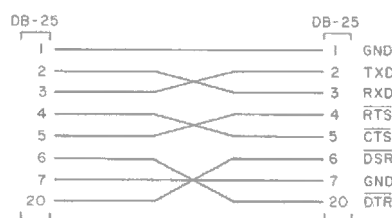


Figure 9. Null modem cable configuration.

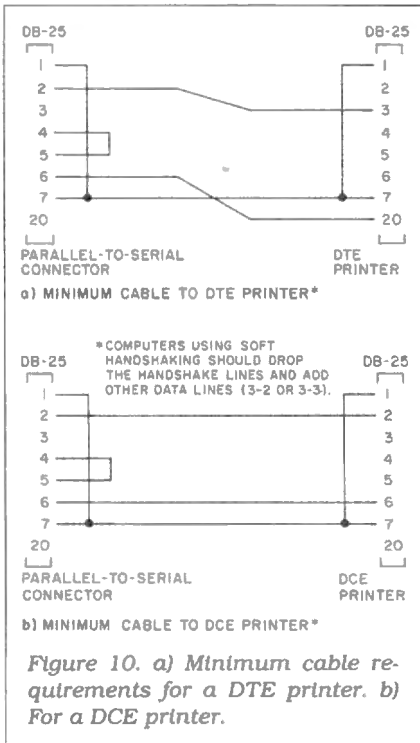


Figure 10. a) Minimum cable requirements for a DTE printer. b) For a DCE printer.

important for the receiving system to tell the transmitting system to stop transmitting when room still exists in its buffer.

Most microcomputers that have RS-232C ports support hardware handshaking. Systems that have an RS-232C interface without hardware handshaking and systems that use an interface that doesn't support hardware handshaking resort to software handshaking, such as the XON/XOFF protocol.

The parallel-to-serial converter described this month supports both RS-232C hardware handshaking and the XON/XOFF software handshaking protocol. The option is DIP-switch selectable.

The cable between the parallel-to-serial converter and your printer is probably a null modem cable. If your printer has a DCE interface (transmits on pin 3 and receives on pin 2), however, you'll need a straight-through cable, where lines 1-7 and 20 connect to the corresponding pins on each of the two DB-25 connectors on the cable.

You won't need all the lines since the parallel-to-serial converter board will stop sending information to the printer if either of the two handshaking lines (pin 5, CTS/, and pin 6, DSR/) goes inactive.

If your printer has the standard DTE interface (transmits on pin 2 and receives on pin 3), then pin 20 from the printer should connect to pin 6 on the parallel-to-serial converter's RS-232C port (assuming your printer uses pin 20

Program Listing. PARTOSER/A48.

```

*****
PARTOSER/A48
; This program controls the Project 80 Parallel to Serial
; Converter, executing on an 8748-type microcomputer. The
; program allows either hardware "modem-control" handshaking
; or XON/XOFF handshaking.
;
; ***** Written by Roger C. Alford *****
;
; Last modification: 12/05/85
; Version: 1.0
*****
; SYSTEM EQUATES:
0011 XON: EQU 11h ;ASCII XON CHARACTER (DC1)
0013 XOFF: EQU 13h ;ASCII XOFF CHARACTER (DC3)
0003 LCR: EQU 03h ;8250 UART "LINE CONTROL REGISTER"
0001 DLM: EQU 01h ;8250 UART "DIVISOR LATCH MSB" REG.
0005 LSR: EQU 05h ;8250 UART "LINE STATUS REGISTER"
0000 RBR: EQU 00h ;8250 UART "RECEIVER BUFFER REGISTER"
0000 THR: EQU 00h ;8250 UART "TRANSMITTER HOLDING REG."
0001 IER: EQU 01h ;8250 UART "INTERRUPT ENABLE REGISTER"
0004 MCR: EQU 04h ;8250 UART "MODEM CONTROL REGISTER"
0006 MSR: EQU 06h ;8250 UART "MODEM STATUS REGISTER"
0020 STRAM: EQU 20h ;START OF FREE RAM IN 8748
0020 CHRBF: EQU STRAM ;INCOMING CHARACTER BUFFER
0020 BFRLEN: EQU 40h-CHRBF ;LENGTH OF CHARACTER BUFFER
0040 BFREND: EQU CHRBF+BFRLEN ;END ADDR. + 1 OF CHAR. BUFFER
;
; *****
; THIS SECTION OF CODE CONTAINS THE RESET AND INTERRUPT
; VECTORS, AND THE RESET INITIALIZATION CODE.
;
0000 ORG 000h
0000 0409 RESET: JMP INIT ;SYSTEM RESET -- INIT. BELOW
0003 0473 URTINT: JMP PRCURT ;UART INTERRUPT -- PROCESS IT
0009 15 INIT: DIS I ;MAKE SURE INT'S DSLEED
000A B000 MOV R0,#00H ;PREPARE R0 AND R1 FOR POWER-
000C B900 MOV R1,#00H ;UP STABILIZATION DELAY.
; (APPROX. 823 NS DELAY.)
000E F8 DLYLP: MOV A,R0 ;GET R0 (LOW DELAY BYTE) VALUE
000F 07 DEC A ;DECREMENT THE LOW DELAY BYTE
0010 A8 MOV R0,A ;STORE NEW DELAY BYTE VALUE
; BACK IN R0.
0011 960E JNZ DLYLP ;IF R0 NOT ZERO, LOOP AGAIN
0013 F9 MOV A,R1 ;ELSE GET R1 (HI DLY BYTE) VLU
0014 07 DEC A ;DECREMENT THE HI DELAY BYTE
0015 A9 MOV R1,A ;STORE NEW DELAY BYTE VALUE
; BACK IN R1.
0016 960E JNZ DLYLP ;IF R1 NOT ALSO 0, LOOP AGAIN,
; ELSE DELAY COMPLETE.
0018 1495 CALL SETURT ;SET-UP THE UART
001A B920 MOV R1,#CHRBFR ;INIT. R1 TO START OF BUFFER
001C BA20 MOV R2,#CHRBFR ;INIT. R2 TO START OF BUFFER
001E BB00 MOV R3,#000H ;BUFFER IS INIT. CLEAR
0020 BD00 MOV R5,#000H ;CLEAR "XOFF MODE" FLAG
0022 9ACF ANL P2,#0CFH ;CLEAR P2 BITS 4 & 5 TO
; PARALLEL DATA TO BE RCVD.
0024 8AFF ORL P2,#0FFH ;SET P2 BITS HIGH AGAIN
0026 05 EN I ;ENABLE UART INTERRUPTS NOW
;
; *****
0027 MAIN:
; THIS SECTION OF CODE IS THE MAIN CONTROLLING LOOP, WHICH
; DETERMINES WHEN TO SEND CHARACTERS TO THE PRINTER AND WHEN
; TO STORE INCOMING CHARACTERS IN THE INTERNAL BUFFER AREA.
;
; CERTAINS REGISTERS ARE DEDICATED AS FOLLOWS:
; R1 -- BFRON: BUFFER ON POINTER
; R2 -- BPROFF: BUFFER OFF POINTER
; R3 -- BFRCNT: BUFFER CHARACTER COUNT
; R4 -- HSF: HANDSHAKE FLAG (0=SOFT)
; R5 -- XOFFLG: XOFF MODE ACTIVE FLAG
;
0027 FB MOV A,R3 ;GET BUFFER COUNT VALUE
0028 C644 JZ CKCHIN ;IF NO CHARS, LOOK FOR INPUT
002A FC MOV A,R4 ;ELSE GET HANDSHAKE FLAG
002B C637 JZ SOFTHS ;IF XON/XOFF, GO BELOW
002D B806 MOV R0,#MSR ;GET ADDRESS OF UART MSR
002F 80 MOVX A,#R0 ;GET HANDSHAKE STATUS BYTE
0030 43CF ORL A,#0CFH ;SET INSIGNIFICANT BITS
0032 37 CPL A ;COMPLEMENT ACCUMULATOR TO SEE
; IF BOTH H.S. LINES ACTIVE.
0033 9644 JNZ CKCHIN ;IF A NOT ZERO, H.S. INACTIVE,
; CAN'T SEND A CHARACTER.
; ELSE GO BELOW AND SEND CHAR.
0035 043A JMP SEND ;IS "XOFF" MODE ACTIVE?
0037 FD SOFTHS: MOV A,R5 ;IF YES, DON'T SEND CHAR.
0038 9644 JNZ CKCHIN ;GET BUFFER OFF POINTER
003A FA SEND: MOV A,R2 ;GET BUFFER OFF POINTER
003B AB MOV R0,A ;PUT POINTER INTO R0
003C F0 MOV A,#00 ;GET NEXT BUFFER CHARACTER
003D 145C CALL SENCHR ;SEND CHARACTER OUT SERIAL
003F FA MOV A,R2 ;GET BUFFER OFF POINTER AGAIN
0040 1469 CALL UPDPTR ;UPDATE THE POINTER VALUE
0042 AA MOV R2,A ;STORE UPDATED VALUE

```

Listing continued

Listing continued

```

0043 CB          DEC      R3          ;DECREMENT BUFFER COUNT VALUE
0044 FB          CKCHIN: MOV     A,R3    ;GET BUFFER COUNT VALUE
0045 03E0        ADD     A,#0FFH-BFRLEN+1 ;IS THE BUFFER FULL?
0047 C627        JZ       MAIN        ;IF YES, GO BACK AND LOOP
0049 4627        JNT1     MAIN        ;IF NO RECEIVED CHARACTER, GO
                                        ; BACK AND LOOP.
004B 09          IN      A,P1        ;ELSE GET RECVD CHAR.
004C 9AEF        ANL     P2,#0EFH     ;CLEAR ACKNOWLEDGE
004E 8AFF        ORL     P2,#0FFH
0050 A1          MOV     @R1,A        ;STORE RECEIVED CHAR IN BUFFER
0051 P9          MOV     A,R1        ;GET BUFFER ON POINTER
0052 1469        CALL    UPDPTR        ;UPDATE THE POINTER VALUE
0054 A9          MOV     R1,A        ;STORE UPDATED POINTER VALUE
0055 1B          INC     R3          ;INCREMENT BUFFER COUNT VALUE
0056 9ADF        ANL     P2,#0DFH     ;CLEAR BUSY
0058 8AFF        ORL     P2,#0FFH
005A 0427        JMP     MAIN        ;GO BACK AND LOOP AGAIN
; END OF MAIN CONTROL ROUTINE: MAIN.
;
;*****
005C             SENCHR:
;
; THIS SUBROUTINE SENDS THE CHARACTER IN THE ACCUMULATOR OUT
; THE UART, AS SOON AS THE UART PERMITS A CHARACTER TO BE
; LOADED INTO ITS TRANSMITTER HOLDING REGISTER. REGISTERS A,
; R0 AND R6 ARE AFFECTED.
;
005C AE          MOV     R6,A        ;STORE CHAR. TO BE SENT IN R6
005D B805        MOV     R0,#LSR        ;POINT AT UART "LINE STATUS
                                        ; REGISTER".
005F 88          WTTX:  MOVX    A,@R0    ;GET UART STATUS REGISTER
0060 5320        ANL     A,#20H        ;IS THE TRANSMITTER FREE?
0062 C65F        JZ       WTTX        ;IF NOT, JUST WAIT
0064 FE          MOV     A,R6        ;ELSE GET CHAR. BACK FROM R6
0065 B800        MOV     R0,#THR        ;POINT AT UART "TRANSMITTER
                                        ; HOLDING REGISTER".
0067 90          MOVX    @R0,A        ;SEND CHARACTER OUT UART
0068 83          RET                    ;ACC. CHARACTER SENT -- RETURN
                                        ; TO THE CALLING ROUTINE.
; END OF SUBROUTINE: SENCHR.
;
;*****
0069             UPDPTR:
;
; THIS SUBROUTINE UPDATES THE CHARACTER BUFFER POINTER PASSED
; IN THE ACCUMULATOR. SINCE THE CHARACTER BUFFER IS A CIRCULAR
; BUFFER (LOGICAL QUEUE), THE POINTER MUST BE RESET TO THE
; BEGINNING OF THE BUFFER IF IT IS INCREMENTED BEYOND THE END.
; REGISTERS A AND R0 ARE AFFECTED.
;
0069 17          INC     A          ;INCREMENT THE POINTER VALUE
006A AB          MOV     R0,A        ;STORE TEMP. IN R0
006B 03C0        ADD     A,#0FFH-BFREN+1 ;POINTER EXCEEDED BUFFER END?
006D 9671        JNZ     PTROK        ;IF NOT, EXIT BELOW
006F B820        MOV     R0,#CHRBFR ;ELSE MOVE POINTER BACK TO
                                        ; START OF THE BUFFER.
0071 F8          PTROK: MOV     A,R0    ;PUT UPDATED POINTER VALUE
                                        ; BACK INTO ACC.
0072 83          RET                    ;ACC. POINTER UPDATED --
                                        ; RETURN TO THE CALLING
                                        ; ROUTINE.
; END OF SUBROUTINE: UPDPTR.
;
;*****
0073             PRCURT:
;
; THIS IS THE INTERRUPT SERVICE ROUTINE TO PROCESS RECEIVED-
; CHARACTER INTERRUPTS FROM THE 8250 UART. IF THE RECEIVED
; CHARACTER IS AN XOFF CHARACTER, THE XOFF FLAG (R5) IS SET.
; IF IT IS AN XON CHARACTER, THE XOFF FLAG IS CLEARED. IF THE
; RECEIVED CHARACTER IS NEITHER, IT IS MERELY IGNORED.
;
0073 D5          SEL     RB1        ;SELECT REG. BANK 1
0074 AA          MOV     R2,A        ;STORE THE CURRENT ACC. VALUE
0075 C5          SEL     RB0        ;SELECT REG. BANK 0 AGAIN
0076 F8          MOV     A,R0        ;GET CURRENT R0 VALUE
0077 D5          SEL     RB1        ;SELECT REG. BANK 1 AGAIN
0078 AB          MOV     R3,A        ;STORE CURRENT R0 VALUE HERE
0079 C5          SEL     RB0        ;GO BACK TO REG. BANK 0
007A B800        MOV     R0,#RBR    ;POINT AT THE UART "RECEIVER
                                        ; BUFFER REGISTER".
007C 80          MOVX    A,@R0        ;GET RECVD CHARACTER FROM UART
007D AB          MOV     R0,A        ;STORE CHAR. IN R0 FOR NOW
007E 03ED        ADD     A,#0FFH-XOFF+1 ;XOFF CHARACTER?
0080 9686        JNZ     CKXON        ;IF NOT, CHECK FOR XON
0082 BDFF        MOV     R5,#0FFH    ;SET XOFF FLAG
0084 048D        JMP     INTDUN        ;INTERRUPT SERVICE DONE
0086 F8          CKXON: MOV     A,R0    ;GET RECVD CHARACTER AGAIN
0087 03EF        ADD     A,#0FFH-XON+1 ;XON CHARACTER?
0089 968D        JNZ     INTDUN        ;IF NOT, INTERRUPT SERVICE DUN
008B BD00        MOV     R5,#00H    ;ELSE CLEAR XOFF FLAG
008D D5          INTDUN: SEL     RB1    ;ELSE RESTORE ACC. AND R0
008E FB          MOV     A,R3        ;GET ORIG. R0 VALUE
008F C5          SEL     RB0        ;SELECT REG. BANK 0
0090 AB          MOV     R0,A        ;STORE VALUE BACK INTO R0
0091 D5          SEL     RB1        ;SELECT REG. BANK 1 AGAIN
0092 FA          MOV     A,R2        ;GET ORIG. ACC. VALUE
0093 C5          SEL     RB0        ;SELECT REG. BANK 0 AGAIN
0094 93          RETR          ;UART PROCESSING DONE --
                                        ; RETURN TO NORMAL PROGRAM
                                        ; CONTROL.
; END OF INTERRUPT SERVICE ROUTINE: PRCURT.
;

```

Listing continued

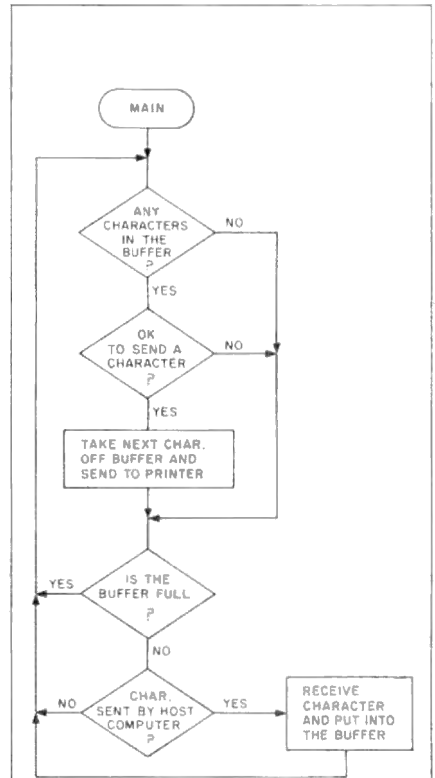


Figure 11. Main software section flowchart.

for handshaking; check your printer manual). If your printer has a DCE port, however, connect the printer's handshaking line (pin 6) to the converter board's pin 6.

If you aren't using software handshaking, you don't have to include the serial data input line (pin 3) from the parallel-to-serial converter in your cable, since you need data input only if you use software handshaking.

The DB-25S connector on the parallel-to-serial converter provides three RS-232C input lines: serial data input (pin 3), CTS/ (pin 5), and DSR/ (pin 6). Since the 8748 controller software treats the input handshaking lines (CTS/ and DSR/) identically, you can use either or both of these lines for handshaking. You use the serial data input line, however, if you choose software handshaking, and you must connect it.

Since both of the input handshaking lines are treated equally, if you connect only one to the printer, you should also connect the other to either the same signal or to pin 4 on the DB-25S (which is always active).

The minimum cable configurations for a printer with a DTE RS-232C port appear in Fig. 10a and b. Be sure the DB-

After reset initialization, execution enters the controlling code section.

parity, and 1 stop bit. Note that this still lets the UART properly receive characters with 2 stop bits. The subroutine then configures the 8250 to generate an interrupt (to the 8748) whenever it receives a character, and it enables the handshaking lines.

After SETURT configures the handshaking lines, it sets the baud rate by reading in the DIP switch settings for switches 2-4 and using the complemented binary value (shifted left one bit position) as an offset to the baud rate divider table, BAUDTB. SETURT then sends the appropriate divider bytes to the 8250. As a final step before exiting the subroutine, SETURT reads in the value of switch 4 and puts it into a special flag register (R4), with all other bits in the byte cleared.

If R4 is zero (switch closed), the routine selects software handshaking. Otherwise, it establishes hardware handshaking. Note that the baud rate and handshaking modes are selected during system reset processing. If you change the DIP switch setting, the changes have no effect until the next board reset.

After SETURT sets up the UART, the final initialization step sets up registers R1-R3 and R5 for their respective special purposes, enables printer characters to come in from the computer, and enables interrupts.

When reset initialization is complete, execution enters the main controlling code section, Main. This section works according to the flowchart in Fig. 11. It first checks to see if the converter has buffered any characters. If so, it checks to see if it is OK to send a character. If yes again, the program transmits the next character from the buffer out the serial port. If a character isn't available or it can't be sent out, execution moves to the CKCHIN section.

CKCHIN first checks to see if any room exists on the buffer. If not, it goes back to the start of Main. Otherwise, it then checks to see if CKCHIN has received a character from the computer. If not, execution goes back to Main. If so, CKCHIN reads in the character and stores it in the buffer. Execution then returns to the start of Main.

PRCURT is the interrupt service routine to service serial characters the 8250

UART receives. If it gets an XOFF character, it sets the XOFF FLAG (R5) with a OFFH value to indicate transmitting should halt. If PRCURT receives an XON character, it clears the XOFF FLAG. It ignores all other characters.

Using the Parallel-to-Serial Converter Board

To use the parallel-to-serial converter board, connect the power supply, RS-232C, and parallel printer cables to the appropriate systems, and configure the DIP switch according to the handshaking protocol and baud rate desired. You can apply the power to the board before or along with the power to the computer and printer. The board will require one to 1.5 seconds for power-up initialization before it can accept characters from the host computer.

Conclusion

I used Mumford Micro Systems' 8048 assembler for these last two projects. Mumford has agreed to offer the assembler to Project 80 readers for \$50 during the months the 8748-related projects run (it normally costs \$125). The assembled source code is also available on Load 80. This is a good assembler and I recommend it to anyone interested in the 8048 family of processors. The assembler is available for Models I and III only (I run mine in Model III mode on my 4P). Contact Mumford Micro Systems at Box 400, Summerland, CA 93067 (805-969-4557). ■

Write to Roger Alford at P.O. Box 2014, Ann Arbor, MI 48106. Please enclose a self-addressed, stamped envelope for a reply.

References

- RS-232C Interface Standard (\$13):
Electronics Industries Association
Engineering Department
2001 Eye Street, N.W.
Washington, D.C. 20006
- 8748 Microcomputer Data Book:
*MCS-48 Family of Single Chip
Microcomputers User's Manual*
Intel Corporation
Literature Department
3065 Bowers Avenue
Santa Clara, CA 95051
- 8250 UART Data Sheet:
INS8250-B Asynchronous Com-
munications Element Data Sheet
National Semiconductor
Corporation
2900 Semiconductor Drive
Santa Clara, CA 95051

Moving?

Subscription Problems?

Get help with your subscrip-
tion by calling our new toll free
number:

1-800-227-5782

between 9 a.m. and 5 p.m.
EST, Monday-Friday.

If possible, please have your
mailing label in front of you as
well as your cancelled check
or credit card statement if you
are having problems with pay-
ment.

If moving, please give both
your old and new addresses.

Hey!

Remember to
mention that you
saw their ad in
80 Micro

Thanks. . . .

Now Presenting...

The New, Improved DOS

As of this month, I'm using the Tandy 1000's new DOS and Basic. You should, too. Tandy has increased IBM compatibility and added some useful enhancements. And fixed-up GW-Basic works as the manual promises. I'll go over the changes, new features, and bugs (there are a few). Of course, I have suggestions—like hang on to a copy of the old DOS.

The upgrade to MS-DOS 2.11.22 (and Microsoft's GW-Basic, Tandy version 1.01.00) is mandatory; Radio Shack no longer supports the old versions. If you're using an outdated DOS, take the original master disk to a Radio Shack Computer Center and they'll copy the free upgrade onto it (the stock number is 700-2604). If you weren't notified of the upgrade, write to Radio Shack Software Registration, Dept. 7879, 400 Atrium, One Tandy Center, Fort Worth, TX 76102.

DOS Details


Using the DOS file-compare program (FC.COM), I found that 12 DOS files have changed in addition to Basic. There are also some new names in the directory. Peruse the README.DOC file using the Type command (TYPE README.DOC) or print it out using the DOS Print command (PRINT README.DOC). This newly added file details the changes, but not all of them. I've found some surprises—mostly good ones—and a few bad ones.

Only one MS-DOS system file changed. IO.SYS, invisible on your DOS disk and always present in your computer's memory, has grown slightly. Changing this file had made the new DOS incompatible with Microsoft's QuickBasic compiler on 1000s with hard drives (see p.29 for information and a fix). Tandy will correct this problem. MSDOS.SYS, the other invisible system file, and Command.COM, the DOS command processor, are unchanged.

The Mode command has two important enhancements. First, you can change your display colors with Mode's

System Requirements

Model 1000



new Colormap option. If you map black to blue, blue will show where black is supposed to be. I was relieved to discover this feature, because the new ANSI.SYS no longer clears the screen to a color as it did under the old DOS (see my November 1985 column, p. 94). Unlike the ANSI method of coloring the screen, Mode's colormapping carries over to all your application programs.

I added two lines to my AUTOEXEC.BAT file to change the screen colors to bright white on blue when I power up: MODE COLORMAP BLACK,BLUE and MODE COLORMAP GRAY,WHITE. I also have a batch file to load Basic after changing to Basic's subdirectory. That batch file changes the colors back to black and gray (MODE COLORMAP returns to default colors), because Mode af-

Program Listing 1. Disable control-break.

```
10 KEY(19) ON:ON KEY(19) GOSUB 500
20 KEY(20) ON:ON KEY(20) GOSUB 500
30 KEY 19,CHR$(&H4)+CHR$(&H54)
40 KEY 20,CHR$(&H44)+CHR$(&H54)
50 A$=INKEY$
60 IF A$="1" THEN END ELSE GOTO 50      'Press 1 to end program.
500 PRINT "BREAK":RETURN
```

End

Program Listing 2. Random Circles.

```
10 CLEAR ,,,32768!:CLS:KEY OFF:SCREEN 6
11 RANDOMIZE VAL(RIGHT$(TIMES,2))
15 PALETTE 0,5:PALETTE 1,11:PALETTE 2,15:PALETTE 3,13
20 X=INT(RND*640):Y=INT(RND*200):R=INT(RND*150)+5
30 EDGE=INT(RND*3)+1:COL=INT(RND*4)
40 CIRCLE (X,Y),R,EDGE:PAINT (X,Y),COL,EDGE
50 GOTO 20
```

End

Attention SUBSCRIBERS

We occasionally make our mailing list available to other companies or organizations with products or services which we feel might be of interest to you. If you prefer that your name be deleted from such a list, please fill out the coupon below or affix a copy of your mailing label and mail it to:

CW Communications/Peterborough
80 Micro
PO Box 981
Farmingdale, NY 11737

Please delete my name from mailing lists sent to other companies or organizations.

Name _____

Address _____

City _____ State _____ Zip _____

80 MICRO

Rocky Mountain Electronics

SALE SAVE SALE
BIG SAVINGS


On our full line of

Radio Shack Tandy®

Computers, Printers and Accessories

- Lowest Prices
- Friendly Reliable Service
- Fast Delivery
- Warranty

• 20% Discount on all RS Software



Call 303-841-4044

Rocky Mountain Electronic Sales

10970 S Parker Rd Parker, CO 80134

7 Days a Week - Mountain Standard Time

Mon - Fri 9am to 8pm
Sat 9am to 6pm
Sun 11am to 5pm



Prices subject to change without notice

How To Fill the Terminal Emulation Gap in the Micro to Mainframe World?

Use **TELETERM** to turn your micro into a multi-user workstation. . . or as a terminal into most systems.

Does Any Other Terminal Emulation Product Have All Of These Features?

- Communicates at 9600 Baud
- Supports Terminal Emulations of: DEC VT100, VT52, VT102, LSI, Wyse, Televideo, IBM 3101 Mod 10 & others
- User May Configure Own Emulations
- Easy Installation
- Powerful Unattended Operation Macros
- XModem File Transfer Protocol
- TELETERM Proprietary Protocol for Micro-to-Micro File Transfer
- File Upload/Download Directly to/from disk
- Full Screen Text Editor
- User Defined Keyboard Mapping
- Character Conversion Capability to/from Most System Devices
- Unlimited System Configurations
- XON/XOFF Flow Control Protocol
- Full/Half Duplex
- Automatic Logon and Logout
- Autodial, Auto Re-Dial, Auto Answer and Hangup Modem Support
- Phone Number Directory for Auto Dialing
- Supports Remote Printing
- Supports Answerback
- Supports Horizontal Windows
- Split Window Conversational Mode
- Supports Real-Time Clock
- Supports Line Graphics
- Supports Hard-Wired Operation
- Execute DOS Commands and Applications from within TELETERM
- MSDOS & TRSDOS Versions Available

As simple as ABC for use by the novice with our preconfigured emulation files . . . yet gives the professional the power of configuring any or all of the above capabilities . . . and MORE.

Use as a DEC VT100, VT52, or VT102 terminal emulator to:

Communicate with a DEC VAX, Microvax, or other DEC Computer;
Communicate with UNIX/XENIX systems;

Communicate with IBM, Sperry, Burroughs and other synchronous mainframes through protocol converters;

Or use our other emulations to talk to other systems.

Solve your communications problems with the most powerful and flexible terminal emulation product available. . . **TELETERM**. . . call or write us for information about **TELETERM** and our UNIX/XENIX multi-user products

TELEXPRESS, INC.

Rt. 130 & Beverly-Rancocas Rd., PO Box 217
Willingboro, NJ 08046
(609) 877-4900

fects Basic's coloring, too. The Basic batch file resets colormapping to blue and white when it's through.

If you use SideKick, load it before you change the colors. SideKick makes the current colormapped colors the permanent defaults when it loads.

The second undocumented change to Mode.COM lets you direct printing to a serial port: `MODE LPT1:=COM1`. This feature has always been available with IBM's PC-DOS 2.x. I didn't have a serial printer to try it on, but the command does produce the message "Printer output redirected to COM2." With the old MS-DOS 2.11.00 you'd get an "Invalid parameters" message.

I found another use for this new feature that doesn't involve a serial printer. When you have no printer at all attached to your 1000 and you hit the print key by mistake (it waits like a land mine below the insert key), the computer hangs up. If you redirect the printer to a serial port with Mode, however, you can regain control by pressing control-break, then the print key followed by the A key. Control-break (not break by itself) brings up the following message: "Write fault error writing device PRN. Abort, Retry, Ignore?"

You must press the print key to undo your original transgression before answering with the A key or you'll hang it up again. If you don't have a printer, stick this version of the Mode command in your AUTOEXEC.BAT file.

Tandy has tremendously enhanced Graphics.COM. This memory-resident DOS utility is designed to print graphics displays to your printer when you press the shifted print key. The original 1000 version worked only with the CGP-220 color ink jet printer, but the new version can handle all recent Tandy printers, even those set in PC mode. Consequently, Graphics.COM now works with IBM and Epson dot-matrix printers. README.DOC gives full instructions for using printers.

SYS.COM now installs system files on disks formatted with PC-DOS 2.x or higher (not just with Tandy's DOS). Tandy 1000 users have always had trouble with copy-protected programs that include this command in their installation process to make a bootable disk. The old SYS.COM would choke on a PC-DOS disk when there was plenty of room for the 1000's DOS system files.

On the other hand, the new Format.COM now causes trouble during installation of some commercial programs. Here's where you'll be glad you saved a copy of the old DOS. Tom Sirianni of Hillsboro, OR, resorted to the old Format when installing Digital Research's GEM Draw on his 1000. There may be a similar problem with Microsoft's Windows.

With the new Basic, clearing a graphics screen or filling a large area with color no longer creates mental anguish.

Once installed (using another Format or another DOS 2.x or higher), both applications work on the 1000, given adequate memory.

Another totally new file, SHIPTRAK.COM, parks the read/write heads of your Tandy hard drive away from the boot and directory tracks so jostling doesn't damage these sensitive areas. SHIPTRAK has always come with the 1200HD. Use this program only with the hard drives it was designed for: the Tandon drives sold by Tandy. SHIPTRAK can damage some other hard drives (for instance, the Rodime drives sold by Osicom).

Not So Basic

Not only has the 1000's unfinished Basic been completed (with some faster graphics), but it has also undergone major renovations for the sake of IBM compatibility. They even managed to shave its size by several hundred bytes.

An added program called BasicA.COM essentially serves to load Basic.EXE. Many commercial programs written in Basic come on bootable disks with startup procedures that expect to find BasicA, the prevalent IBM Basic. Now you don't have to alter batch files if you want to call Basic instead.

BasicA.COM also loads Basic higher in memory (if space is available) so that certain IBM programs using low RAM for data storage and machine-language subroutines will run successfully on the 1000. Basic.EXE itself now translates PEEKs and POKEs meant for the IBM PC to the appropriate Tandy 1000 addresses. I will investigate this ability fully in a future column.

One seemingly bizarre move toward IBM compatibility is a change in the workings of the break key. You must now press control-break, just as you do on the IBM PC. Pressing the break key by itself no longer halts a program or a screen listing. This move makes the 1000's behavior consistent with software documentation written for the IBM PC. Control-C doesn't work anymore either, although it still functions for editing Basic program lines.

I've noticed another undocumented change for compatibility that will cause confusion. The mapping of the arrow keys used by the On Key trapping function has been lowered by two. As with IBM BasicA, the numbers for the arrow keys are now 11-14, not 13-16. Only function keys F1-F10 have trapping numbers now. F11 and F12 have been eliminated; you can now assign these two keys to one of the user-defined key traps (15-20) with the Key statement:

```
KEY 15.CHR$(0)+CHR$(&H59)
```

which assigns unshifted F11 to user key 15. I never could get the user key numbers to work before.

There are two things the manual doesn't tell you about defining keys for On Key trapping. You must use zero in the first CHR\$() if the trapped key is unshifted (F11 is trapped when it's unshifted in the example above). You look up the hexadecimal (hex) scan codes for the second CHR\$() in the Basic manual Appendix B. F12 has scan code 5A hex.

The manual also doesn't tell you how to trap for a key when several of the special keys such as Caps Lock, Num Lock, or Alt are pressed. What you do is add up the key values shown in the manual under Key/Trap. For example, Program Listing 1 traps for control-break with and without the Caps Lock key on. You can almost disable control-break completely, but you must trap for every possible key combination, so you run out of user keys.

For instance, you must trap for the condition when the Caps Lock, Num Lock, and one of the shift keys is depressed when you press control-break. In this case, you'd add the hex values 40, 20, 04, and 02 (or 01), and place that value in the first CHR\$() function of your user key definition. This way, you can simulate a disabled Break function. Unless a user knows your trick, he or she won't try one of the more unusual combinations of special keys with control-break. Has anyone found a way to disable the Basic control-break function completely? Perhaps one of the IBM POKEs handled by the 1000's new Basic will do the job.

Improved graphics is the other major change to the 1000's Basic. Not only have tiling (patterns with Paint) and paging been implemented, but existing capabilities now run faster. Clearing a graphics screen or filling a large area with color no longer creates mental anguish. Try the circles program in Program Listing 2.

I'll have more to say about this new Basic next month.

Sort Of

MS-DOS provides a sorting program

(Sort.EXE) you can use to order data files, lists entered from the keyboard, or even the output of the DIR command. Your MS-DOS reference manual gives an example of the last use; try typing in DIR|SORT instead of DIR. The pipe symbol (|) directs the output of the DIR command into the Sort filter program, giving you a sorted directory. Ignore the first two files, %PIPE1.### and %PIPE2.###. They're temporary files created by the piping process and they're automatically deleted.

Bob Keller (Stanton, CA) discovered through experience how Sort picks items out of a data file. The character code combination of 10 and 13 (carriage return/line feed) must separate each item for Sort to work properly. As a result, you can sort the lines in an ASCII text file (for example, a grocery list) or the records in a Basic sequential-access file.

Sort treats a Basic random-access file as one long record, because the records aren't delimited with carriage return/line feed (CR/LR) characters. Bob found he could sort random-access files, however, by adding a last field consisting of CR/LF to each record in the file. He defines the last field as EO\$, then LSETs CHR\$(13)+CHR\$(10) into that field.

The only problem is that code 26 is the end-of-file marker for Sort (and DOS files in general). If you have integer 26 in your random file, the sort will stop right there. Bob avoids using 26. A 26 byte can also crop up in other Basic number types, so you should store numbers as ASCII character strings if you use this technique.

Addenda

Since reviewing several hard drives for the 1000 in my February 1986 column (p. 84), I've noticed one minor problem with Hard Drive Specialist's 10-megabyte unit. I can't boot copy-protected programs like the old Infocom Zork games from drive A on my 1000. Fortunately, you can run most current game programs, including Infocom's, after booting from another disk.

To move SideKick's windows around on an IBM PC display, you press the PC's scroll lock key, then use the arrow keys to position a window. There is no scroll lock key on the 1000, but alternate-break works instead, at least with SideKick.

Tandy says you can use the Model 2000's two-button mouse (stock number 26-1197) on the Model 1000. The only deluxe joystick for the 1000 is the one-button (number 26-3012). ■

You can reach Dave Rowell at 80 Micro, 80 Pline St., Peterborough, NH 03458.

TRS-80™ MODEL 1, 3, AND 4 SOFTWARE

TYPITALL Word Processor \$129.95 TYPITALL with Spelling Checker \$179.95

Word Processor upwardly compatible with SCRIPSIT — it reads your old SCRIPSIT files and uses the formatting and cursor movement commands you are already familiar with. But it is a completely new word processor with so many advanced features that we can't even mention all of them here.

Send **any** control or graphic/special character to the printer. Control/graphic characters included **in the text** so that you have complete control of all features of your printer. Print the formatted text **on the screen** before going to the printer. Send formatted text to a **disk file** for later printing. **Merge** data from a file during printing. Names, addresses, and other text can be inserted during printing. No need for a separate program for "mail merge" capabilities. Print while editing [spooling]. Assign **any sequence of keystrokes** to a **single** control key. Call up to 16 **help screens** at any time. **Move cursor** forwards or backwards by character, word, line, or page. **Reenter** the program with **all text intact** if you accidentally exit without saving the text. Optional spelling checker comes with 29,500 word dictionary. Verify a 3,500 word document in **less than two minutes**. True Model 4 (80 x 24 display, TRSDOS 6) and Model 1/III vers.

SYSTEM DIAGNOSTIC \$99.95

Is your computer working correctly? **Are you sure?** System Diagnostic has complete tests for every component of your TRS-80 Model 1, 3, or 4 (separate versions necessary for each model).

ROM: checksum test. **RAM:** three tests including every location and data value. **Video display:** character generator, video RAM, video signal. **Keyboard:** every key contact tested. **Line printer:** character tests with adjustable platen length. **Cassette recorder:** read, write, verify data. **Disk drives:** disk controller, drive select, track seek, read sectors, formatting, read/write/verify data with or without erasing, disk drive timer, disk head cleaner. Single or double density, 1-99 tracks. **RS-232-C interface:** connector fault, data transmission, framing, data loop, baud rate generator.

SMART TERMINAL \$74.95

The **Intelligent** telecommunications program for your TRS-80 Model 1, 3, or 4, or Model 2 CP/M. **Memory buffer** for sending and receiving files. **Automatic transmission** of outgoing data. **Automatic storage** of incoming data. **Character translations**. True BREAK key. Help screens, line feed filters, echo and line printer toggle switches, and more.

TRS-80™ Mods. 1, 3, & 4 - MS-DOS - CP/M SOFTWARE

SMALL BUSINESS ACCOUNTING \$99.95

This program is based on the **Dome Bookkeeping Record #612**, and handles **general ledger** and **payroll** for a small business. Category breakdowns are provided for both income and expenses. Monthly, through last month, and year-to-date summaries computed. Start the fiscal year with any month.

Payroll section handles up to 99 employees. Automatic computations for F.I.C.A., federal and state income tax. Three optional deductions also included. Print both payroll and expense checks using same forms. Reports include monthly, quarterly, and year-to-date summaries, 941 and W-2 forms. Simple and easy to learn — ideal for first-time computer users.

MAILING LIST \$69.95

Build and maintain mailing lists of up to as many names as you can fit on standard diskettes (1,250 for TRSDOS and CP/M, 2,500 for MS-DOS). Four-line labels with optional line that can be used either for unprinted data or as part of the label. Add, change, delete, or find names. Sort according to data in **any** field. Print labels in 1, 2, 3, or 4 adjustable columns.

HOME BUDGET and CHECKBOOK ANALYST \$59.95

A complete checkbook program together with budgeting, income and expense analysis, comparisons, and projections. Enter and print checks, enter deposits, and compute your current checking balance. Program also handles non-check expenses, bank debits, and income. Monthly and year-to-date summaries and yearly projections based on data through a known month. Monthly expenses compared to a pre-established budget.

SMALL BUSINESS MANAGEMENT SYSTEM \$299.95

A complete **point-of-sale** program for a small business. Handles **order entry**, **invoicing**, **inventory**, and **bookkeeping**, including general ledger, accounts receivable, accounts payable and customer statements. Includes up to 999 8-character part numbers. Items deducted from inventory when orders entered. Handles both customer accounts and single orders. Invoices printed on forms or plain paper and include discounts, sales taxes, and shipping and handling charges. Bookkeeper produces monthly and year-to-date totals. Receivables tracked to invoices, automatically updated as income entered. Inventory reports track sales by part numbers.

HOWE SOFTWARE

14 Lexington Road, New City, New York 10956

Information and same day orders: (914) 634 - 1821

24-Hour TOLL-FREE Order Number:

Outside California: (800) 428-7825, ext. 169

Inside California: (800) 428-7824, ext. 169

When ordering, please give your computer model number. Terms: checks, Visa, Master Card, or C.O.D. Shipping and handling: \$3.00. Canada, Mexico, Hawaii: \$6.00 Air mail overseas: \$17.00. New York residents add sales tax.

*TRS-80 is a trademark of Tandy Corp.

Communicate It

Hilgraeve's HyperAccess for the IBM PC and compatibles lets you communicate via modem or cable with almost any other computer.

HyperAccess supports any auto-dial, acoustic-coupled, or direct-connect modem, including 2,400-baud modems. It also transfers files using XMODEM, Kermit, or a variety of text transfer methods at rates above 1K per second. The program lets your computer emulate most popular terminals or act as an unattended host.

You can execute other programs, DOS commands, or DOS macros while on-line. The program's script language lets you automate a sequence of keystrokes or steps; create custom functions, prompts, and menus; or accomplish unattended communications.


The package costs \$149 and includes a program disk, a tutorial disk, and a manual. For more details, contact Hilgraeve Inc., P.O. Box 941, Monroe, MI 48161, 313-243-0576. Circle 572 on Reader Service card.

Answering Machine

Dialectron Inc. offers Smart Answering Machine (SAM), a voice communications and telephone management system for the IBM PC/XT/AT and compatibles.

As a telephone answering machine, SAM lets you leave messages and screen calls. It provides up to 999 mailboxes in which callers can retrieve and leave messages; the mailboxes are accessed via codes entered on a touch-tone telephone.

As a message delivery system, SAM can make unattended calls in three modes: It can forward incoming messages as soon as they are recorded, deliver messages at a preselected time and date, or deliver a single message to any number of individuals.



HyperAccess is a communications package with many features.

An internal phone book allows auto-dialing, alphabetical sorting, and automatic suppression of local area code dialing.

You can program the system from any remote telephone. The package costs \$295 and consists of a half-sized plug-in board and software. It requires 256K and MS-DOS 1.1 or higher. For further information, contact Dialectron Inc., 2035 California St., Suite 17, Mountain View, CA 94040, 415-960-3040.

Circle 574 on Reader Service card.

Draft Assistance

Generic Software's Generic CADD is a full-featured computer-aided design and drafting package priced at \$99.95. The program runs on the IBM PC and compatibles with 256K.

Generic CADD can be used for design, drafting, schematic capture, mechanical drafting, fine art, architectural design, and printed cir-

cuit board layout. You create line drawings with a mouse or digitizer, and a plotter inks the drawing on paper. Dot-matrix printer support will soon be available. For more information, contact Generic Software Inc., 6 Lake Bellevue, Suite 203, Bellevue, WA 98005, 206-462-1944.

Circle 570 on Reader Service card.

Easy Statistics

Statpro 2.0 is an upgrade to Penton Software's statistics and graphics data base management package. It runs on the IBM PC/XT/AT and compatibles. It features programs for descriptive statistics, regression, analysis of variance, time series, and multivariate statistics. The new version adds color, improves speed, and uses function keys to access parameter screens. A crosstabulation module lets you present and analyze multiple factor data in multi-dimensional tables. You can produce multicolor charts,

graphs, histograms, distributive curves, regression plots, box plots, and more.

The data transfer utility lets you exchange data between Statpro and other file formats and applications programs; it supports ASCII files, dBase II and III, Lotus 1-2-3 and Symphony, and DIF and SYLK file formats.

The program costs \$795. For more information, contact Penton Software, 420 Lexington Ave., Suite 2846, New York, NY 10017, 800-221-3414.

Circle 575 on Reader Service card.

Role-Play

Activision's Alter Ego simulates life experiences from birth to the golden years. You respond to the computer's questions as yourself or as someone you would like to be. You then learn the outcome without having to pay the real-life consequences of your decisions.

The game begins by establishing a personality profile on which your experiences will be based. You can begin at any of seven stages of life. A status report shows how your responses determine your alter ego's skills in social, intellectual, emotional, physical, familial, and vocational areas.

Versions are available for men and for women. The program runs on the IBM PC and the Model 1000 and costs \$39.95. For more information, contact Activision Inc., 2350 Bayshore Frontage Road, Mountain View, CA 94043, 415-960-0410.

Circle 577 on Reader Service card.

Something Artificial

PC Scheme (\$95) is an implementation of the LISP programming language for developing artificial intelligence applications on the IBM PC and compatibles.

PC Scheme is particularly effective for symbolic com-



The Radio Exchange is a digital radio interface for your computer.

puting. Its compiler produces code that can execute three to 10 times faster than interpretive LISP programs. Among other features are a powerful editor and extensions for debugging, graphics, and windowing.

You need MS-DOS 2.1 or higher and 320K. For more information, contact Texas Instruments Inc., Data Systems Group, P.O. Box 809063, H-833, Dallas, TX 75380, 800-527-3500.

Circle 573 on Reader Service card.

Radio Cities

Telemet America's Radio Exchange, a digital radio interface, links an IBM PC or compatible with Telemet's National Digital Broadcast Network. Subscribers to the network get unlimited access to stock, options, commodities quotes, and business news for \$25 a month with no phone charges, connect-time fees, or per-quote charges.

The service is now available in Atlanta, Boston, Chicago, Cleveland, Dallas, Denver, Detroit, Houston, Los Angeles, Miami, New York, San Francisco, and Washington, DC. Telemet is adding a new city every two months.

The basic service provides delayed quotes for the NYSE, AMEX, and NASDAQ stock exchanges and the CBT, CME, CEC, NYFE, and KCBT futures exchanges; real-time quotes for all options exchanges and major market indices; limit and news alerts; and portfolio review and valuation. Quotes include last, high, low, volume, net change, and tick. Real-time quotes for all exchanges and access to the business news channel are available as optional features.

The interface comes with the Personal Gains software package, which lets you analyze, store, and display investment data. The Radio Exchange also interfaces with all popular spreadsheets.

You need 192K, a serial port, and two disk drives to use the service. The combined price of the Radio Exchange and Personal Gains is \$394. The basic subscription fee for news and market quotes is \$25 per month. For more information, contact Telemet America Inc., 515 Wythe St., Alexandria, VA 22314, 800-368-2078.

Circle 571 on Reader Service card.

MS-DOS New Products Index

| Reader Service Number | Company | Page |
|-----------------------|------------------------|------|
| 577 | Activision Inc. | 94 |
| 574 | Dialectron Inc. | 94 |
| 570 | Generic Software Inc. | 94 |
| 572 | Hilgraeve Inc. | 94 |
| 575 | Penton Software | 94 |
| 571 | Telemet America Inc. | 95 |
| 573 | Texas Instruments Inc. | 94 |

New Products listings are based on information supplied in manufacturers' press releases. 80 Micro has not tested or reviewed these products and cannot guarantee any claims.

PRONTO

Window Controller and Applications' Manager

PRONTO supplied applications can turn your 128K Model 4.4P TRS-80 into a sophisticated business or personal machine rivaling the best of them. That's because **PRONTO** comes with many useful and powerful menu-driven time savers and work organizers. **PRONTO** includes eleven applications, a complete HELP facility, a data file sort program, a 99-page user manual, and is easily installed just by typing, **PRONTO**.

PRONTO. While you operate other programs, you can request its services with a single keystroke. **PRONTO** saves you typing with its EXPORT and IMPORT functions which allow you to move data across windows between programs.

PRONTO APPLICATIONS MODULES

- **ADDRESS:** Mailing Labels and Rolodex™ Cards
- **BRINGUP:** Tickler File and Appointments
- **CALENDAR:** Any Month From 1582 to 4902
- **CALCULATOR:** Four Function Floating Point
- **RPN CALC:** Seven Function in Bin, Oct, Dec, Hex
- **CARD:** 480 Character 3×5 Cards for Notes and Data
- **CHARSET:** Display All Video Characters
- **DIALER:** Telephone Number List and Auto Dialer
- **DOSAVE:** Save Entire Screen to Disk
- **TERM:** A Really Small Terminal Program
- **TYPERS:** Line-Buffered Typing to Your Printer

CHECK OUT THESE FEATURES!

- ✓ User Definable Activation Characters
- ✓ Run Memory Resident Modules With "F" Keys
- ✓ Direct Access to Disk Applications
- ✓ BOOT Directly to an Application with PRUN
- ✓ Interface to DOS Library Command
- ✓ Data IMPORT and EXPORT Across Applications
- ✓ Comprehensive On-Line HELP Facility
- ✓ DATAFILE SORT Utility is Provided
- ✓ Window Device Driver for BASIC is Supplied
- ✓ Comes With Full Technical Specifications
- ✓ 99 Page User Manual is Provided

At Home

Use the CALENDAR and BRINGUP applications to keep track of medical and dental appointments for the family. Use it for birthdays and that all-important anniversary. Parties and other events can be scheduled, too. The 3×5 CARD filer is great for jotting down notes which won't get lost. Enter receipts, or just use it to easily log your children's development. **PRONTO**'s export function lets you transfer the notes directly to most word processors. The ADDRESS file can keep your mailing list handy. Easy editing keeps it current.

At the office

The ADDRESS file data base can print both Rolodex cards and mailing labels for you. Forget about that 30-button dialer, use the DIALER telephone list to autodial hundreds of numbers through your modem. Dialing macros gives you very long number support. Use the BRINGUP tickler file and appointment book to schedule up to 12 times per day by time. Arrange your appointments. Log when payments are due. With **PRONTO**'s 4 function CALCULATOR, you can use your computer for quick math and clear your desk of that old TI.

PRONTO even turns your printer into a TYPEwriter!

only \$ **59.95** VA residents add 4% Tax
plus S&H (\$3 US, \$4 Canada, \$10 Foreign)



MISOSYS, Inc.

PO Box 239
Sterling, VA 22170-0239
703-450-4181 M/C. VISA, CHOICE

PRONTO is also available at Radio Shack via Express Order (90-0353)



Rose

QUALITY DISK DRIVES

These drives are complete with power supply, cover and external drive connector. For TRS-80 Model I, III, 4, IBM PC and others. All drives are Double Density and step at 6ms or less. SS means single head, DS is double head. Specify white or silver color cover for no additional charge or my beautiful new Stainless Steel cover for only \$9 additional. Add \$5 per drive shipping unless otherwise specified. All drives have a one year warranty on parts and labor. Bare drives, that is, just the drives themselves are also available for those of you who don't need or want one of my power supplies.

COMPLETE 3.5" - 5.25" - 8" DISK DRIVES

- 1ea. 40tk DS TEAC FD-35B in a dual case 157
- 2ea. 40tk DS TEAC FD-35B in a dual case 255
- 1ea. 80tk DS TEAC FD-35F in a dual case 177
- 2ea. 80tk DS TEAC FD-35F in a dual case 285

- 40tk SS Tandem TM100-1 \$ 147
- 40tk DS Tandem TM100-2..... 157

- 1ea 40tk SS TEAC FD-55A in dual case \$ 127
- 2ea 40tk SS TEAC FD-55A in dual case 217
- 1ea 40tk DS TEAC FD-55B in dual case 137
- 2ea. 40tk DS TEAC FD-55B in dual case 257
- 1ea. 80tk DS TEAC FD-55F in dual case 157
- 2ea. 80tk DS TEAC FD-55F in dual case 277

- Add \$10 S & H per case for these 8" drives
- 2ea. SS TM848-1E's in dual case with fan \$ 647
 - 2ea DS TM848-2E's in dual case with fan 697

BARE 5.25" & 8" DISK DRIVES

Add \$4 shipping per drive

- 40tk SS, Full Size, Tandem TM100-1 \$ 99
- 40tk DS, Full Size, Tandem TM100-2 119
- 40tk SS, Half-High, TEAC FD55-A 99
- 40tk DS, Half-High, TEAC FD55-B 109
- 80tk DS, Half-High, TEAC FD55-F 129
- 8" SS, Thinline, Tandem TM848-1E 259
- 8" DS, Thinline, Tandem TM848-2E 333

TRS-80 MODEL III/4 DISK DRIVE KITS

Add \$8 shipping per kit

Internal drive kit complete with disk controller, power supply, mounting brackets, cables and all hardware plus step-by-step instructions. This kit contains everything you need (except the Disk Operating System, drive and a screwdriver) to convert your cassette Model III or 4 to fast reliable disk operation. Don't confuse this quality kit with the high-priced ripoffs. Thousands of satisfied customers cannot be wrong. You can join them for only\$ 189
 Same as above but with 1-40tk SS drive289
 Same as above but with 2-40tk SS drives388

TRS-80 MODEL I DOUBLE DENSITY CONTROLLERS

Add \$3 shipping

- Aerocomp "DDC" Really the best by test \$ 99
- Aerocomp "DDC" with LDOS 159
- Aerocomp "DDC" with NEWDOS 80-v2.0 179

OTHER DRIVE GOODIES

Add \$7 shipping

- TRSDOS 1.3 Disk & Manual for Model III \$ 24
- TRSDOS 2.3 Disk & Manual for Model I 24
- TRSDOS 6 x Disk & Manual for Model 4 34
- LDOS for the Model I or III 69
- NEWDOS 80 v2.0 for the Model I or III 99
- 2 drive cable for Model I/III/4 24
- 2-drive external cable for IBM PC 40
- 4-drive cable for Model I 34
- Extender cable, 7' long 9
- 5.25" power supply & encl., white or silver 59
- Stainless Steel Covers 12
- 8" power supply, fan & enclosure, beige 149

You've Got TOTAL ACCESS

(specializing in TRS80 *)

TO YOUR COMPUTER HARDWARE & SOFTWARE NEEDS. CALL ROSE TODAY!

ROSE GETS RIGHT! NOW---ROSE'S MOD 4 CP/M \$ 69

Complete with Manual

Rose has latched onto this slick version of CP/M 2.2 that allows you to run most of your favorite CP/M programs with ease. It even lets you read and write other manufacturers' disk formats. What could be nicer? They are in stock ready for you to use and enjoy.

TRS-80 SPECIAL EQUIPMENT

- 12" Green Comp. Monitor. Add \$10 for TTL 89
- 12" Amber Comp. Monitor. Add \$10 for TTL 84
- 16K 200 nsec RAM Guaranteed 1 year(8 chips) 9
- 64K 200 nsec RAM Guaranteed 1 year(8 chips) 19
- 64K RAM plus Genuine PAL for Model 4 29
- 256K 150 nsec RAM 1 yr guarantee (8 chips) 39

MEDIA & SUPPLIES

- 5" Diskettes SSDD, Lifetime Guarantee 10pk \$ 16
- 5" Diskettes DSDD, Lifetime Guarantee 10pk 19
- 5" Flipsort, holds 75 Diskettes 16
- 8" Diskettes SSDD, Lifetime Guarantee. 10pk 24
- 8" Diskettes DSDD, Lifetime Guarantee 10pk 29
- 8" Flipsort, holds 50 Diskettes 22
- 5.25" or 8" Head Cleaning Kit 9
- Letter Size 20 lb. Tractor Paper, 2900 sheets 25

SPECIAL SOFTWARE DEALS Add \$4 shipping

- WordStar 3.3 (Specify MM or R/S format) \$ 195
- MailMergeSM, SpellStarSM, StarindexSM, all 3 for just 99
- WordStar Professional (Above 4 Programs) 275
- DataStarSM Data Entry & Retrieval 125
- ReportStarSM Report Generator 105
- InfoStarSM Advanced DBMS (Above 2 Programs) 195
- dBASE IISM Complete With Disk Tutorial 345
- Super Utility Plus 3.2 by Kim Watt 59
- CP/M 2.2 for Model 4 by Monte Zuma 169
- Turbo PASCAL by Bor Land. Requires CP/M 44
- Turbo Toolbox by Bor Land 45
- Turbo TUTOR by Bor Land 35
- Pickles & Trout CP/M 2.2m for the Model 179
- 2-12-16 Floppy Version 219
- Same thing but the Radio Shack Hard Disk 219

CP/M & 80 COLUMN for your MODEL III

No need to buy a new computer when you can use the Holmes VID-80 modification and get CP/M 2.2, 64K RAM and 80 column video. This kit is easy to install and requires no soldering. Even a dolt like you can end up with a complete 64K CP/M computer with an 80 column screen that is still able to run all your existing Model III software. For the first time you will be able to use CP/M programs that normal people do, such as dBASE II and WordStar. The regular price of this kit is \$524. Now Rose will get you going for only Add \$5 shipping **\$ 299**
 I'll ship you the Holmes deal above PLUS WordStar 3.3 installed, complete with original manuals ready to run for only..... **\$ 399**

**ORDER NOW!
 TOLL-FREE
 800-527-3582
 Orders Only Please**

Call in your order or write to us at the address below. Texas residents call us at 214-337-4346 and deduct \$2.00 from your order but you should remind me 'cause sometimes I forget. If you need technical information or service please call the Texas number as the Toll Free lines are just for orders only. Prices are subject to change without notice and are mail order only. I accept AMERICAN EXPRESS, MASTERCARD and VISA and I will not charge your card until I ship your goodies. You can send a check or a money order. I also accept COD orders but they require cash or a cashier's check upon delivery. If shipping charges are not shown please call for the correct amount. Add \$5.00 handling charge if your order is less than \$50.00. Shipping charges quoted in this ad are for the lower 48 states only. Orders to Canadian address add \$20.00 to pay for doing all those papers for customs. Texans add State Sales tax. No tax collected on shipments outside of Texas. Be sure you know what you are buying. SOFTWARE IS SOLD ON A REPLACEMENT BASIS ONLY - NO REFUNDS. If it is defective call us for instructions. Please order from me now---I need the money and I will n.c. jack you around. I reserve the right to charge up to a ten percent restocking charge if you jack me around. All merchandise carries the original manufacturers' warranty and all repairs or adjustments will be made by the manufacturer or his designated representative.

NEXT DAY SHIPMENT of Goods in Stock.

TOTAL ACCESS
P.O. Box 790276
Dallas, Texas 75379
214-337-4346

Sort Circuit

Fifteen numbered billiard balls are scattered over a pool table. How would you go about lining them up numerically? Using one hand, you might find the 1 ball, put it at the left, then follow through with the 2-15 balls. Using two hands, you might switch a few positions, sweep left or right, and such.

However you did it, you'd be duplicating the action, and maybe the exact mechanics, of a computer data sort. The computer would be stupid and precise. You would be intuitive, require fewer moves, and perhaps have to correct a miscue or two.

As alchemists once dreamed of changing lead to gold, computer programmers creatively daydream of methods for faster sorting. The difference between the two is that every now and then someone comes up with a faster method of putting computer data into order. Speed is the goal: Business machines spend a significant amount of their time sorting data.

Basic Numbering

The first sort I encountered put names in alphabetical order. It was a wondrous feat. It gave me the mistaken impression a Basic sorting routine was only for alphabetizing. I soon discovered it dealt with numbers, and only with numbers, even when distinguishing between "aardvark" and "zyzzogeton."

A Basic sort "ASCII-izes."

ASCII stands for American Standard Code for Information Interchange. Every character printable by the computer has an ASCII number. To see ASCII characters in their order, in Basic type FOR X=32 TO 254: ? CHR\$(X):: NEXT and press the enter key.

There is logic to the placement of numbers in ASCII positions 48 (for zero) through 57 (for 9), of the uppercase alphabet from 65 (for A) to 90 (for Z), and of the lowercase alphabet from 97 (for a) to 122 (for z).

System Requirements

Models 4 and 4P
Basic



Program Listing 1. String Low.

```
100 REM * STRINGLOW * MODEL 4/4P
110 REM * Listing 1 - Basic Takes - April '86
120 CLEAR: CLS
130 PRINT "Type two words separated by a comma"
140 PRINT: PRINT "as in ... first,second"
150 PRINT: PRINT "and press Enter."
160 INPUT A$,B$
170 CLS
180 IF A$>B$ THEN PRINT B$" "A$
190 IF A$<B$ THEN PRINT A$" "B$
200 IF A$=B$ THEN PRINT "They're the same."
210 END
```

End

Program Listing 2. Bubble Sort.

```
100 REM * Bubble Sort * Model 4/4P
110 REM * Listing 2 - Basic Takes - April '86
120 CLEAR: CLS
130 PRINT "Type something and press Enter."
140 INPUT B$
150 CLS: H=LEN(B$)
160 PRINT CHR$(15): DEFSTR A: DIM A(H)
170 FOR X=1 TO H: A(X)=MID$(B$,X,1): NEXT
180 SYSTEM "time 00:00:00"
200 C=0: FOR X=1 TO H-1
210 IF A(X)>A(X+1) THEN C=1
220 IF A(X)=A(X+1) THEN SWAP A(X), A(X+1)
230 PRINT @ 0,"";
240 FOR Y=1 TO H: PRINT A(Y);: NEXT Y,X
250 IF C<>0 THEN 200
260 PRINT: PRINT "Sort time: "TIME$
270 PRINT CHR$(14): END
```

End

You probably know that Basic can recognize if one number is equal to, greater than, or less than another. What you may not know is that Basic can perform the same sort of "reasoning" about two or more strings—groups of characters. It uses ASCII values internally, but on the surface it simply seems to draw alphabetical distinctions. Try Program Listing 1. String Low, for proof that it works. It will alphabetize or recognize the equality of any two strings you type.

All you need to sort huge lists of numbers or strings is a Basic algorithm—a formula—that compares items in a list and exchanges them until they are in ASCII order.

I'll describe, but not program, a low-level method that goes from first to last item, storing the lowest value and exchanging its position with the first item in the list. Then the process repeats from the second item. After that, . . . you get the idea. It's not very useful for long lists.

Bubble Sorts

Program Listing 2. Bubble Sort, demonstrates a method that's easy to understand and useful for short lists, say up to 50 items. Computer lore says the bubble sort was so named because items bubble up through the arrays to find their ASCII-

Program Listing 3. Shell Sort.

```

100 REM * Shell Sort * Model 4/4P
110 REM * Listing 3 - Basic Takes - April '86
120 CLEAR: CLS
130 PRINT "Type something and press Enter."
140 INPUT B$
150 CLS: H=LEN(B$)
160 PRINT CHR$(15): DEFSTR A: DIM A(H)
170 FOR X=1 TO H: A(X)=MID$(B$,X,1): NEXT
180 SYSTEM "time 00:00:00"
190 M=H-1
200 M=INT(M/2): IF M=0 THEN 330
210 K=H-M: J=1
220 I=J
230 L=I+M
240 IF A(I)<=A(L) THEN 280
250 SWAP A(I),A(L)
260 I=I-M
270 IF I>=1 THEN 230
280 J=J+1
290 IF J>K THEN 200
300 PRINT @ 0,": ";
310 FOR Y=1 TO H: PRINT A(Y);: NEXT Y
320 GOTO 220
330 PRINT: PRINT "Sort time: "TIME$: PRINT CHR$(14): END
    
```

End

stipulated level. You'll see a kinetic view of this proceeding, for I've set the program up to print the current state of the array holding the sort items after each pass.

In most sorting routines, an initial job is to assign each item a place in an array. Here, you're asked to type in something, and each character you type gets a place in an A(H) array, with the H standing for

the length of the string you typed.

The real work is done within lines 200-250. The program runs through the array, from first to last item. If the current item is equal to or greater than the next item, the two are exchanged. If the current item is greater than the next item, variable C gets a value of 1. If C equals zero after any given pass, then no

Circle 371 on Reader Service card.

Circle 63 on Reader Service card.

8 Mhz Super Speed-Up

THE #1 AND ONLY REAL 8-Mhz SUPER SPEED-UP. IT USES ADVANCED TECHNOLOGY WITH NO WAIT-STATES. FASTER than most 16 Bit MS-DOS computers! For Models 1, III, 4, 4P and 4D ALL DOSes. 4 SPEEDS (2, 4, 6, 8 Mhz). Was even tested during design at 9.25 Mhz Software and/or hardware controlled \$129.99

SUPERRAM

THE RAMDISK program to use 128K-1 MEG for applications. NEWDOS AND TRSDOS 6X with control utilities Make your RAMDISK physical drive 0. Load whole system and your huge database, business program, etc., in memory FASTER THAN A HARD DISK. Simple installation You can control everything AUTOMATICALLY: RAMDRIVE # (0-7), ORIG DRIVE # (0-7) format or no-format, first and last MEM BANK AUTOMATIC RAMDISK initialization and copying of your desired files to RAMDISK. Control utility—redefine ramdisk, check, change, write/enable protect, select memory map 0, 1, 2 Select 84x14 or 80x24 Video, default or inverted video.

ONLY \$49.50

MEGA MEMORIES

POWERFUL. Now you can run your database and business programs at full speed! Load BASIC in less than a second! RUN YOUR PROGRAM NOW WITH THE SPEED OF THE FUTURE Due to great interest we've LOWERED our PRICES!

| | |
|--|--------------|
| 1 MEGABYTE MEMORY was selling for \$399.95 | NOW \$299.95 |
| 768K MEMORY was selling for \$339.50 | NOW \$255.00 |
| 512K MEMORY was selling for \$275.50 | NOW \$206.50 |
| 256K MEMORY was selling for \$164.25 | NOW \$125.50 |

All mega memories with PAL, Dynamic Rams, and Manual.

(NEW!) AUTOMATIC PDRIVE RECOGNIZER

No more PDrive hassle. Search, find and initialize automatic all legal pdrives of unknown NEWDOS diskettes All within a few seconds!

A must for NEWDOS owners \$29.95

(NEW!) TRSDOS 6.X NEW HARD DISK DRIVER

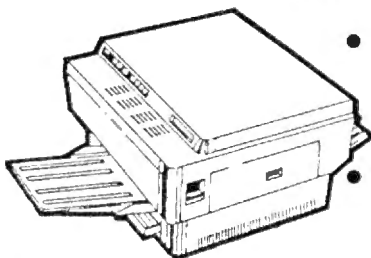
Now get full access to your hard disk Original Radio Shack hard disk driver initializes only 403 Tracks, so you aren't able to use all of the tracks on your hard disk NOW YOU CAN INITIALIZE YOUR HARD DISK WITH TRSDOS 6.X and take full advantage. FORMAT 808 tracks! \$99.50

SEATRONICS—P.O. B. 4607—6202 ZA BORGHAREN—HOLLAND—TELEX 56509 member of Dutch Export Organization Exhibitor at COMDEX Europe 85/86

Please specify exact system configuration when ordering or requesting information.

VISA—MASTER CARD—ACCES—EUROCARD—EUROCHEQUE—TRAVELERS CHEQUES

TEXT PROCESSING: TOTAL SOLUTION!



- SofType Desktop Publishing System

- LEX Word Processing System

- SofType Desktop Publishing System
 - Typesetting direct from word processing
 - Integrated Graphics
 - Special fonts for laser printers (6-40 point)
 - Output from laser printers
 - *This entire ad produced with SofType!*
- LEX Word Processing System
 - The most complete word processor!
 - Easy to learn and use
 - 120,000 word spelling dictionary
 - Mass mailing/database with sorting
 - Calculator/math functions

SofTest Inc.

555 Goffle Road, Ridgewood, N.J. 07450
Phone: (201) 447-3901, Telex: 703593

Available for Tandy Xenix and MS-DOS Computers.

Program Listing 4. Namelist.

```

100 REM * Namelist * Model 4/4P
110 REM * Listing 4 - Basic Takes - April '86
120 CLEAR: CLS
130 PRINT "This program sorts names into alphabetical order."
140 INPUT "How many names on your list";H
150 DEFSTR A: DIM A(H)
160 FOR X=1 TO H: CLS: PRINT "Entry"X
170 PRINT: LINE INPUT "First name: ";F$
180 IF F$="" THEN 170
190 PRINT: LINE INPUT "Last name: ";L$
200 IF L$="" THEN 190
210 A$(X)=L$+CHR$(128)+F$: NEXT
220 PRINT "I am working for you. Be patient."
230 M=H-1
240 M=INT(M/2): IF M=0 THEN CLS: GOTO 330
250 K=H-M: J=1
260 I=J
270 L=I+M: IF A(I)<=A(L) THEN 310
280 SWAP A(I),A(L)
290 I=I-M
300 IF I>=1 THEN 270
310 J=J+1: IF J>K THEN 240
320 GOTO 260
330 FOR X=1 TO H
340 M=INSTR(A(X),CHR$(128))
350 PRINT MID$(A(X),M+1) "LEFT$(A(X),M-1)
360 NEXT: END
    
```

End

exchanges have been made and all is in order. In this case the program ends. Otherwise, another pass is made.

Try Bubble Sort with varied responses. Try XXXXXAAAAA to get a good idea of its flow.

Shell Sorts

Program Listing 3 is Shell Sort, the fastest sort we'll experiment with. Try entering the same character strings in both Bubble and Shell to see how much faster and more efficient Shell is. The Shell races

through the items of an array in increments starting from first and next-to-last, then decreasing by half with each half. When the final search is made, everything is in position to be put in the ultimate order. You'll see those exchanges taking place when you try it.

Program Listing 4, Namelist, uses the Shell sort. It lets you type in a specified number of names—first, then last—and sorts them by last name. It also reverses the two elements to put the final list back in first name, last name order. The two parts of the name are assigned as an array value with a CHR\$(128) between them. When the sort is complete, line 340 uses an instring test to find the numbered position of the CHR\$(128), and line 350 reverses the order. Lines 230-320 contain the Shell sort routine.

I've seen the Shell sort take a very long time on some computers. I'm happy to report its performance is admirable on the 4/4P, for which we must thank the computer's speed. In a program not published here, I generated random number lists and sorted them in timed sequence. It took three minutes, 41 seconds to sort a thousand items. That's not too bad. ■

Write to Richard Ramella at 1493 Mt. View Ave., Chico, CA 95926.

FastPak Business Mail System

- Correspondence
- Direct Mail
- Mailing Lists
- Addressing
- Form Letters
- Tickler Files
- Newsletters
- Sales Letters
- Credit Letters
- Sales Follow Up
- Collection Letters
- Boilerplating
- Envelopes
- Invoicing
- Labels
- Notices
- Resumes
- 1099 Forms
- Forms Fill-in

Premium Software
Affordable Prices

Any place you need a name and address

FastPak Mail from DHA Systems & Software. A complete library of programs that does everything for mail but lick the stamps. No frustration, no learning, no set-up. Easy to use. Organize all your name, address, and phone files in one place. Input and corrections are easy, just fill in the blanks. Add your own codes. Fast, easy, flexible sort. Select names for special mailings.

Run labels and letters at the push of a button. FastPak Mail includes a powerful system for merging letters and mail files for any kind of letter writing — from routine correspondence to personalized direct mail letters.

"Your product is excellent . . ." — John Stevenson, Experts in Direct Marketing

" . . . the best direct mail product aid I ever bought." — Ralph Thomas, Thomas Publications

"FastPak Mail is a bargain to say the very least."

"We are totally amazed at what your mailing list system can do. The sort and merge functions are fantastic, as is the entire package in general." — Steven Friedman, SHF Software Systems.

DHA Systems & Software

832 JURY COURT / SAN JOSE, CA 95112 / (408) 947-1011

Merge - Works with all the popular word processors, Word, Wordstar, Multimate, etc. Create form letters with fill-ins. Easy enough for 1 letter, powerful enough for 5000.

Sort, Select, Combine - Lets you organize your files anyway you want, by zip, names, or special codes.

Conversion - no need to retype your list. Easily convert your existing lists to our format.

Purge - Eliminate duplicate names

Economical \$79⁹⁵
Easy to buy

Circle 536 on Reader Service card.

TO ORDER TOLL FREE **1-800-FastPak**

Visa/MC welcome

SAVE A BUNDLE

WITH ONE OF OUR BUNDLES

We have put together special bundles of software just in time to save you a bundle of money. Didn't you ever wonder why CP/M was so popular? The reason is the software availability. All programs (except EP) are for the Model 4/4P and have been optimized to install and run without hassle. For example, we have memory-mapped WordStar® and it runs circles around the standard version available elsewhere. We also added printer drivers for the Daisywheel II and the DMP-2100. Our CP/M® 2.2 is the best around. Read the reviews. You *know* the programs. You *know* the prices. This is the years' best value. You owe it to yourself to let these CP/M® programs and thousands of others (many in the public domain) start serving your needs.

Bundle #1
 WordStar®
 MailMerge®
 SpellStar™
 StarIndex™
 Montezuma Micro CP/M®
\$299
 Delivered
 RETAIL VALUE \$1009

Bundle #5
 Electric Pencil™
 Red Pencil™
 Blue Pencil™
\$149
 Delivered
 Works with TRSDOS, NEWDOS-80,
 DOSPLUS and MULTIDOS
 (Model 1,3,4)
 RETAIL VALUE \$240

Bundle #2
 WordStar®
 DataStar™
 ReportStar™
 CalcStar™
 Montezuma Micro CP/M®
\$399
 Delivered
 RETAIL VALUE \$1354

Bundle #3
 WordStar®
 MailMerge®
 SpellStar™
 StarIndex™
 DataStar™
 ReportStar™
 CalcStar™
 Montezuma Micro CP/M®
\$499
 Delivered
 RETAIL VALUE \$1699

Bundle #4
 WordStar®
 MailMerge™
 SpellStar™
 StarIndex™
 dBASE II®
 TurboPascal™
 Montezuma Micro CP/M®
\$599
 Delivered
 RETAIL VALUE \$1553

Save A Bundle on these books and disks

Take advantage of our volume discounts. Buy any three items from this list and deduct \$5 from your total order. Buy four...deduct \$10. Buy five...deduct \$15. Buy six...deduct \$20 and so on. Buy a bunch, save a bundle. Please add \$1 each for shipping. Add \$5 to orders under \$50 for handling.



TRS-80 Disk & Other Mysteries. The "How to" book of data recovery for the TRS-80 Model I disk operating system 128 pages Retail \$22.50 **Now \$18**

Microsoft BASIC Decoded & Other Mysteries. The complete guide to Level II and BASIC 312 pages Retail \$29.95 **Now \$24**

The Custom TRS-80 & Other Mysteries. The complete guide to customizing TRS-80 Hardware and Software. 336 pages. Retail \$29.95 **Now \$24**

BASIC Faster & Better & Other Mysteries. The complete guide to BASIC programming tricks and techniques 290 pages. Retail \$29.95 **Now \$24**

BASIC Faster & Better Library Disk. Contains 121 functions, subroutines and user routines. Search merge, compare and listing routines plus array handlers, BASIC overlays and video drivers. Retail \$19.95 **Now \$16**

BASIC Faster & Better Demonstration Disk. Contains 32 demos of the Library Disk contents above. Retail \$19.95 **Now \$24**

BASIC Disk I/O Faster & Better & Other Mysteries. Programming tips and techniques to store/retrieve data from disk 432 pages Retail \$29.95 **Now \$24**

BASIC Disk I/O Faster & Better Demonstration Disk. All of the major demo programs and library of disk I/O subroutines in 25 BASIC programs. Random, Indexed Sequential and TREESAM file handlers included. Retail \$29.95 **Now \$24**

Machine Language Disk I/O & Other Mysteries. A guide to machine language disk I/O for the TRS-80 288 pages. Retail \$29.95 **Now \$24**

TRSDOS 2.3 Decoded & Other Mysteries. Detailed explanation of the Model I disk operating system 298 pages Retail \$29.95 **Now \$24**

How To Do It On The TRS-80. A complete applications guide to the TRS-80 Model I, II, III, 100, and Color Computer 352 pages Retail \$29.95 **Now \$24**

The Custom Apple & Other Mysteries. Who cares? Retail \$29.95 **Now \$19**

Due to the nature of this business, there are **NO REFUNDS** on software. We accept American Express, MasterCard, Visa and COD. Your card is not charged until we ship your order. Personal and company checks are accepted without delay (call for details). Delivered prices are for the lower rightmost 48 States only. Prices and specifications subject to change without notice. If you don't understand any of this, just give us a call and we will take the time to explain it until you do. First-timers are always welcome here.

©1984 by Montezuma Micro. WordStar®, SpellStar™, StarIndex™, MailMerge®, DataStar™, ReportStar™ and CalcStar™ belong to MicroPro® International Corporation. CP/M® belongs to Digital Research Inc. dBASE II® belongs to Ashton-Tate, Inc. All the Pencils™ belong to Michael Shroyer Turbo Pascal™ belongs to Borland International.



MONTEZUMA MICRO

214-339-5104
 Redbird Airport, Hangar #8
 P.O. Box 32027
 Dallas, Texas 75232 "WE KEEP YOU RUNNING"



ORDER NOW . . . TOLL FREE

800-527-0347

800-442-1310

The Toll Free lines are for orders only. Specifications subject to change without notice.



P.O. Box 2169
Camp Verde (Lizard Flats)
Arizona 86322

"WE KEEP YOU RUNNING"

COMPUTERS

- 25 1000 For Model 1000 1.2K RAM IBM... \$849
25 1001 Model 1000 1.2K RAM IBM... 1859
25 1070/1075 Model 4 64K R... 1019
25 3174 IBM C... Computer 2... 99
25 3176 IBM Extended BASIC Color Computer 2... 135
25 3589 Picket Computer 3 with 4K RAM... 511
25 3650 Picket Computer... 511
25 4602 Picket Computer... 511
25 3802 Model 100 24K Portable Computer... 539
25 3850 Model 200 24K Portable Computer... 849
25 5103 Model 200 24K Portable Computer... 1359
25 5104 Model 2000 24K Portable Computer... 2124
25 6021 Model 6000 10K 112K... 3824
25 6022 Model 6000 10K 512K... 4074
25 6023 DT 1 Term... 359
25 6024 DT 100 Terminal... 675

C.ITOH

- 25 100 Gen 4 Banana Serial to Parallel 50cps... 139
25 1001 Gen 4 Banana Serial to Parallel... 139
25 1002 Gen 4 Banana Serial to Parallel... 139
25 1003 Gen 4 Banana Serial to Parallel... 139
25 1004 Gen 4 Banana Serial to Parallel... 139
25 1005 Gen 4 Banana Serial to Parallel... 139
25 1006 Gen 4 Banana Serial to Parallel... 139
25 1007 Gen 4 Banana Serial to Parallel... 139
25 1008 Gen 4 Banana Serial to Parallel... 139
25 1009 Gen 4 Banana Serial to Parallel... 139
25 1010 Gen 4 Banana Serial to Parallel... 139

MODEMS

- 25 1003 Model 1000 300 Baud Internal... \$127
25 1013 Model 1000 300 1200 Baud Internal... 255
25 1084 Model 4P Modem Board... 89
25 1123 DC Modem... 109
25 1174 Arcologic Loudem Modem... 109
25 1176 DC 2014 300 1200 Baud... 339
25 1177 DC M 300 Baud Modem... 110
25 1178 DC M 300 Baud Modem... 339
25 1179 DC M 300 Baud Modem... 339
25 1180 DC M 300 Baud Modem... 339
25 1181 DC M 300 Baud Modem... 339
25 1182 DC M 300 Baud Modem... 339
25 1183 DC M 300 Baud Modem... 339
25 1184 DC M 300 Baud Modem... 339
25 1185 DC M 300 Baud Modem... 339
25 1186 DC M 300 Baud Modem... 339
25 1187 DC M 300 Baud Modem... 339
25 1188 DC M 300 Baud Modem... 339
25 1189 DC M 300 Baud Modem... 339
25 1190 DC M 300 Baud Modem... 339
25 1191 DC M 300 Baud Modem... 339
25 1192 DC M 300 Baud Modem... 339
25 1193 DC M 300 Baud Modem... 339
25 1194 DC M 300 Baud Modem... 339
25 1195 DC M 300 Baud Modem... 339
25 1196 DC M 300 Baud Modem... 339
25 1197 DC M 300 Baud Modem... 339
25 1198 DC M 300 Baud Modem... 339
25 1199 DC M 300 Baud Modem... 339
25 1200 DC M 300 Baud Modem... 339

CABLES

We manufacture a great number of different cable assemblies to connect most anything to anything else. Ship with your specific needs. We probably have a cable that suits all at discount prices, of course.

SUPPLIES

- 5 25 SDD Diskettes Pack of 10 1 Year Guarantee... \$14
5 25 SDD Diskettes Pack of 10 1 Year Guarantee... 16
8 SDD Diskettes Pack of 10 1 Year Guarantee... 29
5 25 Floppy Holes 75 Daks... 16
8 5 x 11 Tractor Paper 20lb 2900 Sheets... 26
8 5 x 11 Tractor Paper 20lb 2900 Sheets... 26
5 25 or 8 Head Cleaning Kit... 9

PERIPHERALS

ALSO SEE ADD-ONS UNDER UPDATES

- 12 Green Non Glare Composite Video Monitor... 389
12 Amber Non Glare Composite Video Monitor... 89
12 Green Non Glare TTL (IBM) Video Monitor... 99
12 Amber Non Glare TTL (IBM) Video Monitor... 99
25 3010 Model 1200 VM 3 Monochrome Monitor... 186
25 3011 Composite RS Pentaflex Anal. Color Device... 14
25 1085 Model 4P Carrying Case... 21
25 1133 Model 3 1.5MB Hard Disk... 89
25 1134 Model 4 1.5MB Hard Disk... 89
25 1183 Model 100 Hard Disk Reader... 68
25 1185 Color Computer Keyboard... 51
25 1197 Mouse for Model 1000/1200/2000... 85
25 1198 Serial to Parallel Converter... 85
25 1208 C.C.R.I. Cassette Tape Recorder... 51
25 1209 C.C.R.I. Cassette Tape Recorder... 51
25 1244 Power Strip/Outlet... 42
25 1326 Anal. Color Panel Model 212/116... 11
25 1410 Model 100 Modem Cable... 17
25 1429 Automatic Power Strip/Surge Protector... 59
25 1451 Non-Glare Panel Model 212/116... 11
25 1457 Anal-Glare Panel Model 212/116... 11
25 2726 Color Computer JoySticks RS 232 Kit... 69
25 3008 Color Computer JoySticks, Pair... 89
25 3012 Color Computer Keyboard/Trackball... 251
25 3024 Color Computer Multi-Port Interface... 49
25 3025 Color Computer Mouse... 83
25 3026 Color Computer Keyboard/Trackball... 251
25 3130 Color Computer Keyboard/Trackball... 189
25 3215 Model 1000 VM 2 Monochrome Monitor... 123
25 3501 PC 1 Cassette Interface... 36
25 3508 PC 1 Carrying Case... 13
25 3508 PC 2 Carrying Case... 13
25 3512 Model 2 HS 232E Interface... 36
25 3551 PC 4 Cassette Interface... 33
25 3552 PC 4 Carrying Case... 36
25 3804 Model 100 AT Adapter... 34
25 3805 Model 100 Accoustic Coupler... 34
25 3806 Model 100 Cable... 34
25 3811 Model 100 5.25 Carrying Case... 34
25 3812 Model 100 5.25... 34
25 4154 Model 12 1.5MB Internal 1.5MB Hard Disk Kit... 224
25 4155 Model 21/4 1.2 18 15MB Primary Hard Disk... 1356
25 4156 Model 21/4 1.2 18 15MB Secondary Hard Disk... 1100
25 4157 Model 21/4 1.2 18 Installation Kit for 26 4155... 169
25 5112 Model 2000 1.1 100K Microdrive Monitor... 509
25 5113 Model 2000 1.1 100K Microdrive... 509

RIBBONS

We have more ribbons than you do. Way too many types to list here. Add them to your order now. They're cheepest too!

MONTEZUMA'S REVENGE

MODEL 3 UPGRADE

112K + CP/M + 80 COLUMN

This month Monte offers the deal of the year. The Holmes VID-MO is the only plug in printed circuit board which expands the Mod 3 display to 24 lines of 80 characters and allows the operation of the CP/M 2.2 operating system with a 56K Trap 2, both 24 x 24 and 64 x 16 models are available from TRSDOS and BASIC. Reads and writes 18 different disk formats (Kaypro, Osborne, etc), total of 112K of RAM. The extra 48K RAM can be set up as a RAM disk through software routines that are furnished with the supplied CP/M operating system. The VID-MO comes complete with easy to follow installation instructions and operational documentation. No trace cuts or soldering required. Guaranteed for one year parts and labor. Monty can ship this today.

MONTE'S SPECIAL PRICE \$ 279
Add WordStar 3 complete and ready to run @ 80

WE KEEP YOU RUNNING

SOFTWARE

Note: all is Radio Shack price that not all multiple-computer software packages contain disks for all models. Optional disks are available at above extra charge. Be sure to ask for details when you order.

CP/M 2.2 for Montezuma Micro For The Model 4

- NEW! CP/M Hard Disk Driver with Backup & Restore... \$189
NEW! TRSDOS 2.15 DOS & BASIC Disk/Doc. Model 1200... 776
25-0312 TRSDOS 2.15 For The Model 3... 42
25-0313 TRSDOS 1.3 For The Model 3... 42
25-0315 TRSDOS 8.2 Utility Disk... 34
25-0316 TRSDOS 8.2 Disk - Doc - Ref Card... 34
25-0413 Utility Disk Analyzer - Why pay more?... 42
25-1507 Model 1/3 Stoptack... 42
25-1510 Model 1/3 Trendex... 51
25-1511 Model 1/3 General Accounting... 69
25-1512 Model 4 Target Planner/Calc... 85
25-1513 Model 1/3 Cass. Spectacular... 42
25-1514 Model 3 Portfolio Manager... 189
25-1515 File for Model 3... 85
25-1516 file report for Model 3... 85
25-1517 file report for Model 4... 85
25-1518 Model 1/3 Surveying Plus... 85
25-1520 Model 4 Vircalc... 85
25-1521 Model 3 VisiCalc Business Forecast... 85
25-1527 Model 3/4 Formation... 189
25-1530 Model 4 Multiplan... 169
25-1538 Model 4 Apartment Management... 255
25-1540 Model 3/4 General Ledger... 42
25-1541 Model 3/4 Accounts Receivable... 169
25-1542 Model 3/4 Accounts Payable... 169
25-1543 Model 3/4 Payroll... 169
25-1544 Model 3/4 Invoice Writer... 169
25-1545 Model 3/4 Inventory Control... 169
25-1549 Model 1/3 Forecasting Inventory Control... 169
25-1562 Model 1/3 Profile... 36
25-1563 Model 1/3 SCRIPST... 85
25-1564 Model 1/3 Surveying Plus... 85
25-1565 Model 1/3 Microfile... 23
25-1568 Model 1/3 Medical Office Systems... 234
25-1569 Model 1/3 Calc. Enhanced Version... 85
25-1571 Model 1/3 Surveying... 42
25-1574 Model 1/3 Real Estate... 85
25-1580 Model 1/3 Project Manager... 85
25-1581 Model 1/3 Surveying... 42
25-1582 Model 1/3 Time Manager... 85
25-1584 Model 3 Checkwriter... 85
25-1585 Model 3 Business Checkwriter... 85
25-1588 Model 3 V-Viewer Plus... 127
25-1590 Model 3 SuperSCRIPST... 189
25-1591 Model 1/3 SuperSCRIPST... 189
25-1592 Model 3 Profile Plus... 169
25-1593 Model 3 Profile Plus LDDOS HD Version... 254
25-1594 Model 1/3 Surveying Plus... 85
25-1595 SuperSCRIPST For The Model 4... 169
25-1596 SCRIPST For The Model 4... 85
25-1597 Model 3 Business Graphics Pak... 148
25-1598 Model 4 Business Graphics Pak... 148
25-1600 Dictionary for the Model 4... 169
25-1608 NEW! Model 4 Deskmate... 169
25-1610 Model 4 Solver for the Model 4... 169
25-1622 Model 4 Profile... 212
25-1623 Model 3/4 Orchestra 90... 68
25-2011 1.2 1/3 EDAS. Tape Version... 79
25-2012 3/4 Assembly Language Development Course... 126
25-2013 EDAS Disk Version Model 1/3... 29

BOOKS AND MANUALS

- 25 1071 Model 3 Instruction Tapes... 71
25 2017 Model 3 Assembly Language Course... 71
25 2018 Model 3 Assembly Language Course... 54
25 2019 TRSDOS 8.2 Training Course... 43
25 2022 Form. Book for the Model 1/3... 17
25 2021 On Pin for the Model 1/3... 17
25 2025 Construction for the Model 4... 34
25 2026 NEW! GIBDI. Query for the Model 4... 127
25 2027 GIBDI. 90 for something... 42
25 2190 Model 4 COBOL... 168
25 2200 Model 3 FORTRAN... 168
25 2201 Model 1 FORTRAN... 85
25 2203 Model 1/3 COBOL... 168
25 2210 Model 3 BASCOM... 168
25 2211 Model 3 Algor PASCAL... 212
25 2212 Algor PASCAL for the Model 4... 212
25 2213 Model 1 LDDOS (LSI version)... 127
25 2214 Model 3 LDDOS (LSI version)... 127
25 2216 CP/M Plus For the Model 4 (Montezuma)... 168
25 2217 Model 4 Inventory Management System... 169
25 2218 Model 4 General Ledger... 169
25 2219 Model 4 Accounts Receivable... 169
25 2220 Model 4 Accounts Payable... 169
25 2221 Model 4 Payroll... 169
25 2222 Model 4 Invoice Writer... 169
25 2223 Model 4 Inventory Control... 169
25 2224 Model 4 Forecasting Inventory Control... 169
25 2225 Model 4 Profile Plus... 169
25 2226 Model 4 Surveying Plus... 169
25 2227 Model 4 Microfile... 23
25 2228 Model 4 Medical Office Systems... 234
25 2229 Model 4 Calc. Enhanced Version... 85
25 2230 Model 4 V-Viewer Plus... 127
25 2231 Model 4 SuperSCRIPST... 189
25 2232 Model 4 Profile Plus... 169
25 2233 Model 4 Profile Plus LDDOS HD Version... 254
25 2234 Model 4 Surveying Plus... 85
25 2235 Model 4 SuperSCRIPST For The Model 4... 169
25 2236 Model 4 SCRIPST For The Model 4... 85
25 2237 Model 4 Business Graphics Pak... 148
25 2238 Model 4 Business Graphics Pak... 148
25 2239 Model 4 Dictionary for the Model 4... 169
25 2240 Model 4 Solver for the Model 4... 169
25 2241 Model 4 Profile... 212
25 2242 Model 3/4 Orchestra 90... 68
25 2243 Model 1/3 EDAS. Tape Version... 79
25 2244 Model 3/4 Assembly Language Development Course... 126
25 2245 Model 1/3 EDAS Disk Version Model 1/3... 29

ADD-ONS & UPGRADES

- 16K RAM 200 nsec. Bps 1 Full Year Guarantee... \$9
64K RAM 200 nsec. Bps 1 Full Year Guarantee... 35
16K RAM 200 nsec. Bps 1 Full Year Guarantee... 35
Model 4 128K RAM Upgrade... 29
25 1004 Model 1000 1st 256K RAM Upgrade Board... 204
25 1005 Model 1000 2nd 256K RAM Upgrade Board... 189
25 1006 Model 1000 3rd 256K RAM Upgrade Board... 189
25 1007 Model 1000 4th 256K RAM Upgrade Board... 189
25 1008 Model 1000 5th 256K RAM Upgrade Board... 189
25 1009 Model 1000 6th 256K RAM Upgrade Board... 189
25 1010 Model 1000 7th 256K RAM Upgrade Board... 189
25 1011 Model 1000 8th 256K RAM Upgrade Board... 189
25 1012 Model 1000 9th 256K RAM Upgrade Board... 189
25 1013 Model 1000 10th 256K RAM Upgrade Board... 189
25 1014 Model 1000 11th 256K RAM Upgrade Board... 189
25 1015 Model 1000 12th 256K RAM Upgrade Board... 189
25 1016 Model 1000 13th 256K RAM Upgrade Board... 189
25 1017 Model 1000 14th 256K RAM Upgrade Board... 189
25 1018 Model 1000 15th 256K RAM Upgrade Board... 189
25 1019 Model 1000 16th 256K RAM Upgrade Board... 189
25 1020 Model 1000 17th 256K RAM Upgrade Board... 189
25 1021 Model 1000 18th 256K RAM Upgrade Board... 189
25 1022 Model 1000 19th 256K RAM Upgrade Board... 189
25 1023 Model 1000 20th 256K RAM Upgrade Board... 189
25 1024 Model 1000 21st 256K RAM Upgrade Board... 189
25 1025 Model 1000 22nd 256K RAM Upgrade Board... 189
25 1026 Model 1000 23rd 256K RAM Upgrade Board... 189
25 1027 Model 1000 24th 256K RAM Upgrade Board... 189
25 1028 Model 1000 25th 256K RAM Upgrade Board... 189
25 1029 Model 1000 26th 256K RAM Upgrade Board... 189
25 1030 Model 1000 27th 256K RAM Upgrade Board... 189
25 1031 Model 1000 28th 256K RAM Upgrade Board... 189
25 1032 Model 1000 29th 256K RAM Upgrade Board... 189
25 1033 Model 1000 30th 256K RAM Upgrade Board... 189
25 1034 Model 1000 31st 256K RAM Upgrade Board... 189
25 1035 Model 1000 32nd 256K RAM Upgrade Board... 189
25 1036 Model 1000 33rd 256K RAM Upgrade Board... 189
25 1037 Model 1000 34th 256K RAM Upgrade Board... 189
25 1038 Model 1000 35th 256K RAM Upgrade Board... 189
25 1039 Model 1000 36th 256K RAM Upgrade Board... 189
25 1040 Model 1000 37th 256K RAM Upgrade Board... 189
25 1041 Model 1000 38th 256K RAM Upgrade Board... 189
25 1042 Model 1000 39th 256K RAM Upgrade Board... 189
25 1043 Model 1000 40th 256K RAM Upgrade Board... 189
25 1044 Model 1000 41st 256K RAM Upgrade Board... 189
25 1045 Model 1000 42nd 256K RAM Upgrade Board... 189
25 1046 Model 1000 43rd 256K RAM Upgrade Board... 189
25 1047 Model 1000 44th 256K RAM Upgrade Board... 189
25 1048 Model 1000 45th 256K RAM Upgrade Board... 189
25 1049 Model 1000 46th 256K RAM Upgrade Board... 189
25 1050 Model 1000 47th 256K RAM Upgrade Board... 189
25 1051 Model 1000 48th 256K RAM Upgrade Board... 189
25 1052 Model 1000 49th 256K RAM Upgrade Board... 189
25 1053 Model 1000 50th 256K RAM Upgrade Board... 189
25 1054 Model 1000 51st 256K RAM Upgrade Board... 189
25 1055 Model 1000 52nd 256K RAM Upgrade Board... 189
25 1056 Model 1000 53rd 256K RAM Upgrade Board... 189
25 1057 Model 1000 54th 256K RAM Upgrade Board... 189
25 1058 Model 1000 55th 256K RAM Upgrade Board... 189
25 1059 Model 1000 56th 256K RAM Upgrade Board... 189
25 1060 Model 1000 57th 256K RAM Upgrade Board... 189
25 1061 Model 1000 58th 256K RAM Upgrade Board... 189
25 1062 Model 1000 59th 256K RAM Upgrade Board... 189
25 1063 Model 1000 60th 256K RAM Upgrade Board... 189
25 1064 Model 1000 61st 256K RAM Upgrade Board... 189
25 1065 Model 1000 62nd 256K RAM Upgrade Board... 189
25 1066 Model 1000 63rd 256K RAM Upgrade Board... 189
25 1067 Model 1000 64th 256K RAM Upgrade Board... 189
25 1068 Model 1000 65th 256K RAM Upgrade Board... 189
25 1069 Model 1000 66th 256K RAM Upgrade Board... 189
25 1070 Model 1000 67th 256K RAM Upgrade Board... 189
25 1071 Model 1000 68th 256K RAM Upgrade Board... 189
25 1072 Model 1000 69th 256K RAM Upgrade Board... 189
25 1073 Model 1000 70th 256K RAM Upgrade Board... 189
25 1074 Model 1000 71st 256K RAM Upgrade Board... 189
25 1075 Model 1000 72nd 256K RAM Upgrade Board... 189
25 1076 Model 1000 73rd 256K RAM Upgrade Board... 189
25 1077 Model 1000 74th 256K RAM Upgrade Board... 189
25 1078 Model 1000 75th 256K RAM Upgrade Board... 189
25 1079 Model 1000 76th 256K RAM Upgrade Board... 189
25 1080 Model 1000 77th 256K RAM Upgrade Board... 189
25 1081 Model 1000 78th 256K RAM Upgrade Board... 189
25 1082 Model 1000 79th 256K RAM Upgrade Board... 189
25 1083 Model 1000 80th 256K RAM Upgrade Board... 189
25 1084 Model 1000 81st 256K RAM Upgrade Board... 189
25 1085 Model 1000 82nd 256K RAM Upgrade Board... 189
25 1086 Model 1000 83rd 256K RAM Upgrade Board... 189
25 1087 Model 1000 84th 256K RAM Upgrade Board... 189
25 1088 Model 1000 85th 256K RAM Upgrade Board... 189
25 1089 Model 1000 86th 256K RAM Upgrade Board... 189
25 1090 Model 1000 87th 256K RAM Upgrade Board... 189
25 1091 Model 1000 88th 256K RAM Upgrade Board... 189
25 1092 Model 1000 89th 256K RAM Upgrade Board... 189
25 1093 Model 1000 90th 256K RAM Upgrade Board... 189
25 1094 Model 1000 91st 256K RAM Upgrade Board... 189
25 1095 Model 1000 92nd 256K RAM Upgrade Board... 189
25 1096 Model 1000 93rd 256K RAM Upgrade Board... 189
25 1097 Model 1000 94th 256K RAM Upgrade Board... 189
25 1098 Model 1000 95th 256K RAM Upgrade Board... 189
25 1099 Model 1000 96th 256K RAM Upgrade Board... 189
25 1100 Model 1000 97th 256K RAM Upgrade Board... 189
25 1101 Model 1000 98th 256K RAM Upgrade Board... 189
25 1102 Model 1000 99th 256K RAM Upgrade Board... 189
25 1103 Model 1000 100th 256K RAM Upgrade Board... 189

BUY FROM US RIGHT NOW!

Our inventory is so large it can't be listed completely. Please call if you are interested in any of the items we have. Because of the time lag in magazine advertising, prices are subject to change without notice and are mail or del. only. We are not responsible for typographical errors. Your company and address must be correct. We will not delay your order. We use TeleCheck. Please observe the following requirements and your order will be shipped with our bill. The check must be drawn on a USA or Canadian bank and payable in US Dollars. It must be a bank printed check and contain your street address (not PO Box or APD) and telephone number. The signature must be EXACTLY the same printed on the check. Thanks all there is to it. In addition, we accept American Express, Mastercard, Visa, Discover, and Money Order. We also ship COD. COD is motor freight shipments may require a deposit. Some special items require deposits. ALL COD's require cash or cashiers check on delivery. Company and/or personal checks are NOT accepted. Payment of COD's must be in cash. Credit cards are not charged until we ship your order. SHIPPING CHARGES ARE NOT INCLUDED. Please add \$5 handling to all orders totaling less than \$50. Add \$25 handling charge to all orders totaling \$50 or more. Shipping to Canada addresses: No State Sales Tax collected on out-of-state shipments. If you order by 5PM your order will be shipped the NEXT DAY. If it is not shipped, we are not responsible for any delay of delivery of the merchandise. If you have a particular problem please call us for help and instructions.

WARRANTY

All items carry the original manufacturer's warranty. We will be happy to mail you a copy upon request!

CALL TOLL FREE FROM ANYWHERE IN THE USA

800-527-0347

800-442-1310

AMERICAN EXPRESS

VISA MasterCard

80 Micro, April 1986 • 101

Supervisor On Call

How do you set scroll protection in Basic? Or test the caps-lock key? Can a Basic program determine the free space on a disk or read a directory? How can a Basic program save part of a screen for later use?

Tasks like these are simple in Assembly language if you use TRSDOS 6's supervisory calls (SVCs). But Basic doesn't give you a direct method of calling or receiving information from TRSDOS routines. The closest you can come is to invoke a TRSDOS library function with the System command. Unfortunately, most of the library commands are (correctly) written to give information to a user, not to a program.

One solution to this dilemma, although awkward, is to route the video display to a disk file, call a library function (such as DIR) and have it send its data to that disk file, and then write a Basic subroutine to read the file and interpret the data. The usual solution is to write individual machine-language routines for each DOS function you want to invoke, hook each to your Basic programs, and harness the power of TRSDOS through them.


However, when I'm using Basic to work on a new idea or test an algorithm, I usually don't want the trouble of writing a new machine-language subroutine. By the time I've developed and debugged it, I've half-forgotten the idea I was originally working on. Instead, I'll often change the design of my program or write dozens of extra lines of Basic to emulate what could be done with a few simple Assembly-language commands.

To help speed up my own work, I finally decided to write a short Basic module that gives me access to any TRSDOS SVC. I only need to merge it with the program I'm writing and add a single GOSUB during initialization.

**LOAD
80**

System Requirements

**Model 4
TRSDOS 6.2
Disk Basic
Assembly language
Editor/assembler**



SVC with a Smile

This module (Program Listing 1) is slow but flexible. It defines a variable for each of the Z80's registers and register

pairs, and a user function for combining two 8-bit registers into a 16-bit pair. To use a TRSDOS SVC, you need only load the correct values into the register vari-

Program Listing 1. Basic SVC handler.

```

49990 ' BASIC SVC Handler
49992 ' Written by Hardin Brothers
49994 ' Save as "SVC/BAS",A

49998 'Handle an SVC call -- SVC number is in REG.A%
50000 REG.AF% = FN REG.PAIR%(REG.A%,0)
50002 REGISTER%(1)=REG.AF%:REGISTER%(2)=REG.BC%:REGISTER%(3)=REG.DE%:REGISTER%(4)
)=REG.HL%: REGISTER%(5)=REG.IX%:REGISTER%(6)=REG.IY%
50004 SVC% = VARPTR(SVC%(1))
50006 REGISTERS% = VARPTR(REGISTER%(1))
50008 CALL SVC% (REGISTERS%)
50010 REG.AF% = REGISTER%(1):REG.BC% = REGISTER%(2):REG.DE% = REGISTER%(3):REG.H
L% = REGISTER%(4):REG.IX% = REGISTER%(5):REG.IY% = REGISTER%(6)
50012 REG.A% = REG.AF% \ 256:REG.F% = REG.AF% MOD 256
50014 Z.FLAG% = ((REG.F% AND 64)=64):C.FLAG% = ((REG.F% AND 1) = 1)
50016 RETURN
50098 ' Initialize data handler; call once at the beginning of the program
50100 DIM REGISTER%(6),REGISTERS%,SVC%(27),SVC%
50102 DIM REG.AF%, REG.BC%, REG.DE%, REG.HL%, REG.IX%, REG.IY%
50104 DIM REG.A%, REG.F%, REG.B%, REG.C%, REG.D%, REG.E%, REG.H%, REG.L%
50106 DIM Z.FLAG%, C.FLAG%
50108 DEF FN REG.PAIR%(X%,Y%)= CVI(CHR$(Y%)+CHR$(X%))
50110 RESTORE 50130
50112 COUNT% = 1
50114 READ Q%
50116 WHILE Q% <> 1
50118 SVC%(COUNT%) = Q%
50120 READ Q%
50122 COUNT% = COUNT% + 1
50124 WEND
50126 RETURN
50128 '
50130 DATA 9086, 28518, -6695, 8661, 0, -11803, 14835, -1575
50132 DATA -15887, -7727, -7715, -7683, -5159, -5319, -1031
50134 DATA -4135, -5159, -1549, -9749, -6659, -6691, -10779
50136 DATA -2619, -1575, -11781, -9759, 201
50138 DATA 1, 'Dummy value to mark end of list

```

End

Program Listing 2. Assembly-language code for SVC handler.

```

00100 ; Basic SVC handler
00110 ; Machine-language module
00120 ;
00130 ;Calling sequence: REGISTER% = VARPTR(REGISTER%(1))
00140 ; CALL SVC% (REGISTER%)
00150 ;
00160 ORG 0E000H ;Program is fully relocatable
00170 LD A,(HL) ;Get array
00180 INC HL ; address
00190 LD H,(HL) ; into HL
00200 LD L,A ; HL==> REGISTER%() array
00210 ;
00220 EXX ;Switch to prime registers
00230 PUSH HL ;Save original values
00240 PUSH DE ; of HL' & DE'
00250 LD HL,0 ;Zero out HL
00260 PUSH HL ; and
00270 POP DE ; DE registers
00280 DI ;*** NO INTERRUPTS ***
00290 ADD HL,SP ;Save SP address
00300 EXX ;Switch to regular regs.
00310 ;
00320 LD SP,HL ;SP==> REGISTER%() array
00330 POP AF ;Load all registers
00340 POP BC ; from array
00350 POP DE
00360 POP HL
00370 POP IX
00380 POP IY ;Registers loaded
00390 ;
00400 EXX ;Switch to prime set
00410 EX DE,HL ;HL = 0
00420 ADD HL,SP ;Save SP ==> end of array
00430 EX DE,HL ;HL = original stack
00440 LD SP,HL ;Restore original stack
00450 EI ;*** INTERRUPTS OKAY ***
00460 EXX ;Back to regular set
00470 ;
00480 RST 28H ;Perform SVC
00490 ;
00500 EXX ;Switch to prime set
00510 EX DE,HL ;HL==> end of array
00520 DI ;*** NO INTERRUPTS ***
00530 LD SP,HL ;SP ==> end of register array
00540 EX DE,HL ;HL = original stack
00550 EXX ;Back to regular set
00560 ;
00570 PUSH IY ;Save all registers
00580 PUSH IX ; in the array
00590 PUSH HL
00600 PUSH DE
00610 PUSH BC
00620 PUSH AF ;Registers saved
00630 ;
00640 EXX ;Bring up prime set
00650 LD SP,HL ;Restore original stack
00660 EI ;*** INTERRUPTS OKAY ***
00670 POP DE ;Restore original values
00680 POP HL ; of HL' and DE'
00690 EXX ;Back to regular set
00700 RET ;Back to Basic
00710 END

```

End

ables and then GOSUB to the SVC-handler module. It does the work of passing the register values to a short machine-language routine, which then calls the appropriate TRSDOS SVC. Before control returns to your Basic program, all of the resulting values are loaded back into the appropriate register variables so that your program can read TRSDOS's response.

I should stress that Listing 1 is a tool for experimentation and program development. Instead of incorporating it into a finished application, you will probably want to write a dedicated machine-language program that is faster and more memory efficient.

TRSDOS 6 allows up to 128 SVCs (numbered from zero to 127). It doesn't have that many; some of the SVC numbers are reserved for possible future enhancements, and others are reserved for user-written functions. To call an SVC from an Assembly-language program, you load the SVC number into the Z80's A register, set up other registers in a manner that is particular to each SVC, and then issue an RST 28 hexadecimal (hex) instruction. TRSDOS finds the actual address of the SVC routine from a table in low memory, loads one of the system overlays if it is needed for the SVC, fills your request, and returns to your program.

When an SVC has completed its task, it often returns information to your program in the Z80's registers. Some SVCs return values that indicate whether they have succeeded; others return more detailed or specialized data. Many SVCs put information into a buffer that your program must provide. Generally, the state of the Z-flag in the Z80's flag register indicates the success or failure of an SVC.

The process for calling an SVC from a Basic program with Listing 1 is much the same. You put the SVC number into a variable called Reg.A%, set the other register variables as needed, and GOSUB to 50000. When that subroutine is finished, your program can read the values returned in the register variables and check a variable called Z.Flag% to be sure that the SVC has succeeded. If an SVC needs a buffer, you can create one by dimensioning an integer array. When you are done with the buffer, you can use Basic's Erase command to reclaim its memory space.

Assembly Required

Program Listing 2 is the low-level Assembly-language program that does all this. It assumes that it will receive a 14-byte integer array containing values for the Z80's seven general-purpose and index registers (AF, BC, DE, HL, IX, and IY). It loads the values it receives into the Z80's registers, calls the SVC with the re-

Program Listing 3. SVC demonstration—set scroll protect.

```

1 ' SVC Demonstration -- Set Scroll Protect
2 ' Merge with SVC/BAS (Listing 1) before running
3 '
4 ' Uses function 7 of @VDCTL SVC (#15)
5 '
10 GOSUB 50100
100 CLS:PRINT "Number of lines to protect (0 - 7) ==> ";:SCROLL% = -1
110 WHILE SCROLL% < 0 OR SCROLL% > 7:SCROLL% = VAL(INPUT$(1)):WEND:PRINT SCROLL%
120 REG.B% = 7:REG.C% = SCROLL%:REG.BC% = FN REG.PAIR$(REG.B%,REG.C%)
130 REG.A% = 15
140 CLS:FOR Z% = 1 TO SCROLL%:PRINT STRING$(80,"#");:NEXT Z%
150 GOSUB 50000
160 FOR Z% = 1 TO 100:PRINT Z%;:NEXT Z%;:END

```

End

Program Listing 4. SVC demonstration—pop-down window.

```

1 ' SVC Demonstration -- Pop Down Window
2 ' Merge with SVC/BAS (Listing 1) before running
3 '
4 ' Uses function 9 of @VDCTL SVC (#15)
5 ' For use with TRSDOS 6.2 & later only

```

Listing 4 continued

Disable interrupts when the stack pointer is used to manipulate data.

start command, then copies the registers back into your array and returns to Basic.

An unusual feature of Listing 2 is the way it copies values into and out of your array of register values. It could do the copying by pointing to the array with HL or an index register. Instead, it points the stack pointer register to the array and then merely pops or pushes the appropriate registers.

There is an inherent danger in using the stack pointer this way. If a hardware interrupt occurs while the stack pointer is pointing to the array, part of Basic's data area will be destroyed. The effect, usually, is that Basic will either lock up or else not be able to find any arrays in memory. The solution is to disable interrupts during the times when the stack pointer is being used to manipulate data.

The SVC handler in Listing 1 sets up the array and calls the machine-language routine. You should initialize it with a GOSUB 50100 command at the beginning of your program, and then execute an SVC with a GOSUB 50000. The program assumes that you have loaded the SVC number into the Reg.A% variable, and that you have correctly loaded any other necessary values into the register-pair variables (Reg.BC%, Reg.DE%, Reg.HL%, etc.). If you need to combine two 8-bit values into a 16-bit register pair, you can use the REG.PAIR% function defined on line 50108. Program Listings 3-6 illustrate how the register variables should be set up and some of the ways that the SVC handler can be used.

When you use the SVC handler, you need to be aware of how Basic allocates variable space. Basic divides all memory above itself into five sections, each of which keeps changing both in size and location. The lowest section contains your program in a semi-compiled form (see the December 1985 Next Step, p. 108). Above that is a table of all simple variables. Numeric values are stored directly in that table; string variables are stored as pointers to the text of the string.

Above the simple variables is a table of array variables. Again, numeric values are stored in the table and string values are stored as pointers. At the very top of free memory, Basic reserves an area (you can adjust its size with the Clear command) for its own stack. Below the stack is an area for the text of all string variables except those defined as

Listing 4 continued

```

6 '
10 GOSUB 50100
20 DIM SCREEN%(40,7)
30 '
100 CLS:FOR LOOP% = 1 TO 20:PRINT STRING$(80,".");NEXT LOOP%
110 'Save the top 7 lines of the screen
120 FOR LOOP% = 0 TO 6:REG.B% = 9:REG.C% = 1:REG.BC% = FN REG.PAIR%(REG.B%,REG.C%)
130 REG.H% = LOOP%:REG.HL% = FN REG.PAIR%(REG.H%,0)
140 REG.DE% = VARPTR(SCREEN%(1,LOOP%))
150 REG.A% = 15:GOSUB 50000:IF NOT Z.FLAG% THEN PRINT "SVC error (line 150)":S
TOP
160 NEXT LOOP%
170 'Display a window
180 FOR LOOP% = 0 TO 4:PRINT @(LOOP%,25),"! This is a pop-down window !";NEXT L
OOP%
190 PRINT @(5,25), "! Press any key to continue !";PRINT @(6,25), STRING$(29,"*
");
200 WHILE INKEY$("<"):WEND:WHILE INKEY$="" :WEND
210 'Restore the screen
220 FOR LOOP% = 0 TO 6:REG.B% = 9:REG.C% = 0:REG.BC% = FN REG.PAIR%(REG.B%,REG.C%)
230 REG.H% = LOOP%:REG.HL% = FN REG.PAIR%(REG.H%,0)
240 REG.DE% = VARPTR(SCREEN%(1,LOOP%))
250 REG.A% = 15:GOSUB 50000:IF NOT Z.FLAG% THEN PRINT "SVC error (line 250)":S
TOP
260 NEXT LOOP%
270 PRINT @(20,0),;:END

```

End

Program Listing 5. SVC demonstration—toggle caps-lock key.

```

1 ' SVC Demonstration -- Toggle CAPS LOCK
2 ' Merge with SVC/BAS (Listing 1) before running
3 '
4 ' Uses @FLAGS SVC (# 101) to find CAPS toggle
5 '
10 GOSUB 50100
20 '
100 REG.A% = 101:GOSUB 50000
110 KFLAG% = REG.IY% + ASC("K") - ASC("A")
120 'Set to lower case
130 POKE KFLAG%, PEEK(KFLAG%) AND (NOT 32)
140 CLS:PRINT "Lower-case set":LINE INPUT "Type something ==> ";X$
150 'Set to upper case
160 POKE KFLAG%, PEEK(KFLAG%) OR 32
170 CLS:PRINT "Upper case set":LINE INPUT "Type something ==> ";X$
180 END

```

End

Program Listing 6. SVC demonstration—disk information display.

```

1 ' SVC Demonstration -- Display Disk Information
2 ' Merge with SVC/BAS (Listing 1) before running
3 '
4 ' Uses @DODIR SVC (#34)
5 '
10 GOSUB 50100
20 DIM LOOP%, BUFFER%(10), DISK.NAME$, DISK.DATE$, ORIG%, FREE%
30 'Get information into the buffer
100 CLS:PRINT "Which disk drive do you want information for (0-7) ==> ";
110 DRIVE% = -1:WHILE DRIVE% < 0 OR DRIVE% > 7:DRIVE% = VAL(INPUT$(1)):WEND: P
RINT DRIVE%
120 REG.C% = DRIVE%:REG.B% = 4:REG.BC% = FN REG.PAIR%(REG.B%,REG.C%)
130 REG.HL% = VARPTR(BUFFER%(1)):REG.A% = 34:GOSUB 50000
140 IF NOT Z.FLAG% THEN PRINT "SVC Error #";REG.A%:STOP
150 DISK.NAME$="":FOR LOOP%=1 TO 8:DISK.NAME$ = DISK.NAME$ + CHR$(PEEK(REG.HL%))
:REG.HL% = REG.HL% + 1:NEXT LOOP%
160 DISK.DATE$="":FOR LOOP%=1 TO 8:DISK.DATE$ = DISK.DATE$ + CHR$(PEEK(REG.HL%))
:REG.HL% = REG.HL% + 1:NEXT LOOP%
170 ORIG% = BUFFER%(9)
180 FREE% = BUFFER%(10)
190 CLS: PRINT "Disk name ==> ";DISK.NAME$:PRINT "Creation date
==> ";DISK.DATE$:PRINT USING "Total disk space ==> #### K";ORIG%:PRINT USING
"Free space on disk ==> #### K";FREE%
200 END

```

End

literals in your program.

A side effect of this variable storage technique is that whenever your program creates a new simple variable, Basic must push all of the current array

variables up in memory. Therefore, once you have found the memory location with the VARPTR function, your program must not use any new variable names until it has finished using the ar-

THE NEXT STEP

ray's address and contents. If you don't follow this rule, you are likely to find that your machine-language subroutines behave erratically or cause program crashes for no apparent reason.

If you look through the list of SVCs in the *Technical Reference Manual*, you will find many that are duplicated by Basic functions. In general, you should use Basic's built-in facilities whenever possible and use the SVC handler only when Basic can't duplicate the function you need. You can also duplicate some of the SVC functions with the System command from a Basic program. However, there is no obvious way to duplicate the video control and directory functions in Basic, nor to control the disk drives directly.

A Precautionary Measure

One final warning: The SVC handler is powerful and a small programming error can result in a major catastrophe. I suggest you save any Basic program that uses the SVC handler, and even remove your disks from the drives, before you first test your program. If you have a hard disk, you might want to turn it off and reboot. These precautions might seem foolish at first, but are worthwhile if you want to avoid accidentally writing sectors of garbage data to your disks because of a relatively minor programming error of loading an incorrect value into the Reg.A% variable. If the system accidentally reboots (which mine did several times while I was writing these programs), you'll have lost nothing but the few minutes needed to reload Basic and your program.

Such precautions are standard for most Assembly-language program development. Basic programmers are used to relying on the Basic interpreter to prevent such catastrophes. Assembly-language programs, as well as the SVC handler, have more control over the system and also a greater potential of causing a spectacular system crash.

Don't let these warnings scare you away from using the SVC handler. Once you are sure that your program is relatively bug free, you can use Listing 1 in your own programs with confidence that it is as safe as any other Basic program. And, if you don't normally write in Assembly language, you'll find that your programs suddenly have access to the full power of one of the best operating systems available for any microcomputer. ■

You can contact Hardin Brothers through CompuServe. Go PCS-117 to the Writers' and Editors' SIG (WESIG). Or write to Hardin at 280 N. Campus Ave., Upland, CA 91786. Enclose a stamped, self-addressed envelope for a reply.

3M
diskettes

Everything that goes into a 3M diskette is manufactured and/or controlled by specifications set by 3M. From unique substrates and oxides, to hole punching and jacket fabrication, 3M does it all and does it well. With confidence in your complete satisfaction, 3M diskettes are certified to be error free and have an unlimited warranty against defects in workmanship or materials. Day in and day out 3M gives you one less thing to worry about.



What separates us from our competition? Simply a combination of the best service in the industry, highly competitive pricing, and an ever widening range of products. Above all we care about our reputation and we are willing to work on a lower margin while delivering what others only claim—and we do it all on a day-in day-out basis.

Early in 1986 every subscriber to **80 Micro** will receive our New 1986 First Edition Catalog with 16 additional pages and dramatically lower pricing. We want to be your source for computer supplies and accessories.

Lyben Computer Systems

WATCH
FOR
OUR
NEW 1986
CATALOG


1050 E. MAPLE RD. • TROY, MI 48083
(313) 589-3440

Circle 351 on Reader Service card.

Circle 452 on Reader Service card.

Attention all FX80, FX100, JX, & RX owners:
**You already own half of
a great printer**

Now
Only
\$79.95



Now for \$79.95 you can own the rest. You see, today's new dot matrix printers offer a lot more.

Like an NLQ mode that makes their letters print almost as sharp as a daisy wheel. And font switching at the touch of a button—

in over 160 styles. But now, a Dots-Perfect upgrade kit can make your printer work like the new models in minutes. At a fraction of their cost.

Call now and use your Visa or Master Card. Don't replace your printer, upgrade it!

1-800-368-7737

In California: 1-800-831-9772

 Sample of letter with Dots-Perfect

Dots-Perfect

 Dresselhaus

Sample of letter without Dots-Perfect 

837 E. Alostia Ave., Glendora, CA 91740 Tel: (818) 914-5831
An upgrade kit for EPSON FX, JX and RX printers



EPSON is a trademark of EPSON America, Inc.

80 Micro, April 1986 • 105

In Your Best Interest

This month's template was submitted by T.A. Faircloth of Chicago, IL.

Many home buyers borrowed money a few years ago when interest rates approached 18 percent. Now that rates have fallen, refinancing at a lower percentage seems attractive because it might reduce the cost of the property over the life of the mortgage.

But the falling interest rate isn't the only factor to consider. Points (prepaid interest), legal fees, and other up-front costs influence the benefits of refinancing. Furthermore, since many homeowners sell their houses before their mortgages expire, the savings earned through renegotiating might not be enough to offset the cost of getting the loan. Banker, the spreadsheet template shown in the Figure, can help you analyze all costs and determine whether refinancing is worthwhile.

Developing a Plan

If you use Multiplan, you can create the spreadsheet directly from the Figure and Tables 1 (cell names), 2 (cell formatting requirements), and 3 (template formulas). Cell names are a particularly useful feature of Multiplan; they let you name a specific cell, row, column, or block of cells. These names make the formulas easy to understand, and Multiplan manages the cell locations automatically as you edit the template.


To create cell names, invoke Multiplan's name command by pressing the N key and typing in the information in Table 1. Then press the tab key to select the cell range definition. Enter the cell reference from Table 1 and press the enter key. Multiplan stores the name, making it a permanent part of the template no matter what information you have stored in that cell.

Follow the normal Multiplan spreadsheet format: general precision with general formatting alignment. Set the cell width to 10.

Adaptations for VisiCalc

VisiCalc users will need to do a little more work, since VisiCalc's formatting function isn't as versatile as Multiplan's. Consult Table 2 for the modifications.

Once you have set up the headings and basic data for Banker, use the Replicate command and the cell references shown



in Table 4 to fill the remaining areas. VisiCalc prompts you for the source and target areas and then asks for each cell reference in the source formula.

After you enter the formula for cell A32, you copy it into other cells in column A (rows 33-50), using the Replicate command and indicating a relative cell reference for A31. Similarly, replicate the formulas for C32 and E31 down their respective columns.

The method for filling in formulas for the columns labeled "New Cumulative Interest," "Old Cumulative Interest," "After Tax Savings," and "Remaining Costs" is more complex. The formulas

for cell addresses B31, D31, F31, and G31 contain more than one cell reference. In all cases, you treat only one cell reference in each formula as a relative reference; the other values remain constant. For example, the reference to C31 in D31's formula is relative, so its value changes as you replicate the formula. In contrast, the other references in the formula—C5 (monthly payment), D25 (number of prior payment), D20 (old monthly interest rate), and C3 (total number of payments)—are fixed. The other relative references are A31 in cell B31, E31 in cell F31, and F31 in cell G31.

Savings on Loans

To successfully interpret the data Banker provides, you must understand how the template works. The formulas for the cells in row 20, column 4 (R20C4) and R21C4 calculate the monthly equivalent of the annual percentage rate (APR) for the old and new loans. The equation in cell R22C4 computes the sum of the costs of refinancing a loan from the figures entered in rows 15-18 of column 3. You can expand this calculation to encompass other costs.

The amount of the new loan includes the unpaid principal plus the refinancing costs figured by the formula in cell R23C4. The formula in cell R24C4 calculates the payment amount for the new principal at the new interest rate. The equation in cell R25C4 computes the previous payment number from the in-

| Cell | Cell Reference |
|------------|----------------|
| i3 | R20C4 |
| i4 | R21C4 |
| Total Cost | R22C4 |
| p2 | R23C4 |
| m2 | R24C4 |
| n2 | R25C4 |
| p1 | R2C3 |
| t1 | R3C3 |
| n1 | R4C3 |
| m1 | R5C3 |
| i1 | R6C3 |
| t2 | R9C3 |
| i2 | R10C3 |
| Tax | R12C3 |
| Costs | R15:18C3 |

Table 1. Cell names for Multiplan.



CDA
COMPUTER SALES
MAIL ORDER WORLDWIDE
SINCE 1977

RADIO SHACK
DLR 8-282

SINCE 1977



SAVE \$170
REG. \$699 **ONE YEAR WARRANTY!**

PBJ'S MFB-1000 Multi-Function Board

—3 FUNCTIONS—
•256K-512K of RAM
•RS232 Serial Port
•Clock/Calendar
REG. \$319 **NOW \$269⁰⁰**

OSICOM 10 MEG INTERNAL HARD DRIVE W/CONTROLLER AND CABLES \$529⁰⁰

NEW! TRACKSTAR \$309⁰⁰ APPLE

Run Aple II + Software on your Tandy 1000!

SPECIAL INTRODUCTION!
REG. \$375



1000-1200 TANDY 3000

MICROSOFT MOUSE W/PAINT BRUSH

NOW ONLY \$149⁰⁰

EMULATOR BOARD

SAVE \$50⁰⁰

ORDER TOLL FREE 800-526-5313

IN N.J. 201-728-8080 • CUSTOMER SERVICE 728-8082
MON.-FRI. 9am-7pm EST SAT. 10am-5pm EST

Inquiries, Price Quotes, and in N.J. call 201-728-8080. ORDERING INFORMATION AND TERMS: Mail to CDA COMPUTER SALES 31 Marshall Hill Road, West Milford, N.J. 07480. Include address and phone number. Shipping, handling and insurance are additional. Add 2% UPS Ground (\$3.50 minimum) UPS Blue 6% (\$5.00 minimum) NO C.O.D. Cashiers checks, money orders and credit cards ship immediately. Personal and company checks allow 15 days. ORDER 9am-7pm EST Monday-Friday, Saturday 10-4. OUR REFERENCES: We have been selling computers since 1977. Our bank is First Fidelity Bank, West Milford, N.J. D&B listed. **SATISFACTION GUARANTEED!** If you are not 100% satisfied, return within 7 days for a full refund. **ORDER VIA COMPUSERVE** You may place orders via COMPUSERVE'S ELECTRONIC MALL 24 hours a day, 7 days a week.

Circle 429 on Reader Service card.

The Smart Answering Machine

For IBM-PC and Compatibles



SAM turns your IBM personal computer into a sophisticated voice messaging center that helps you communicate more effectively with your clients, associates and others.

Now available for Tandy 1000, 1200 and 3000 PC's

Retail Price \$295

- Preprogrammed Outbound Calling: Both Timed and Group Message Delivery
- Stores Separate Personal Messages Retrieval by up to 999 Different Callers
- Full Remote Interface with Voice Prompting, Message Retrieval, Message Recording and Programming of All Features

- Real Voice Recording and Playback
- Call Screening
- Auto-Dialing Phonebook Data Base
- Date and Time Stamping of All Messages
- Uses 256K, Floppies, or Hard Disk, No Modem Required!
- Stores and Forwards Your Messages to You

DIALECTRON, Inc.

2035 California St., Suite 17 Mountain View, CA 94040

Dealer Inquiries Welcome **(415) 960-3040**

Circle 534 on Reader Service card.



Mail-Order Electronics • Worldwide • Since 1974

TRS-80 MODEL 100



Easy to install module plugs right into the socket increasing memory in 8K increments. Three modules will increase your memory to its full capacity. Complete with module & documentation for installation.

M1008K (TRS-80 Model 100 Expansion) . . . \$29.95 ea. or 3/\$79.95

TANDY 200

Easy to install module plugs right into the socket increasing memory in 24K increments. Complete with module and documentation for installation.

M200R (Tandy 200 Expansion) \$99.95 ea. or 2/\$189.95

TRS-80 MODEL I AND III

Each Kit comes complete with 8-MM5290 (UPD416/4116) 16K Dynamic RAMs and documentation for conversion. Model I: 16K equipped with Expansion Interface can be expanded to 48K with 2 Kits. Model III: Can be expanded from 16K to 48K using 2 Kits. Each Kit will expand computer by 16K increments.

TRS-16K3 200ns (Model III) \$5.95
TRS-16K4 250ns (Model I) \$5.49

TRS-80 MODEL 4, 4P

Easy to install Kits come complete with: TRS-64K-2 (8 each 4164N-20 (200ns) 64K Dynamic RAMs); TRS-64K-2PAL (8 each 4164's plus PAL chip) and documentation for conversion.

TRS-64K-2 Expands Model 4 from 16K-64K or Model 4P from 64K-128K. \$ 9.95
TRS-64K-2PAL Expands Model 4 from 64K-128K. \$29.95

TRS-80 COLOR AND COLOR II

Easy to install Kit comes complete with 8 each 4164N-20 (200ns) 64K Dynamic RAMs and documentation for conversion. Converts TRS-80 Color Computers with D, E, ET, F and NC circuit boards to 32K. Also converts TRS-80 Color Computer II to 64K. Flex DOS or OS-9 required to utilize full 64K RAM on all computers.

TRS-64K-2 \$9.95

PROMETHEUS MODEMS



Intelligent 1200/300 Baud Modem with Real Time Clock/Calendar

The ProModem™ is a Bell 212A (1200/300) intelligent stand-alone modem with RS-232C interface for host computer connection. Hayes command set compatible plus an additional extended command set. Shown with alphanumeric display option.

PM1200 RS-232 Stand-Alone Unit. \$299.95

OPTIONS FOR PROMODEM 1200

PM-OP512K (Communication Buffer Option) \$129.95
BUF512K (512K Memory for PM-OP512K) \$ 54.95
PM-ALP (Alphanumeric Display) \$ 79.95
PM-Special#2 (Incl. PM-OP512K, BUF512K & PM-ALP) \$249.95

Isobar Surge Suppressors

| Part No. | Description | Price |
|-----------|------------------------|---------|
| IBAR-2-6 | 2 Outlet, 6-foot Cord | \$44.95 |
| IBAR-4-6 | 4 Outlet, 6-foot Cord | \$59.95 |
| IBAR-8-15 | 8 Outlet, 15-foot Cord | \$74.95 |

\$20.00 Minimum Order — U.S. Funds Only
California Residents Add 6% or 6½% Sales Tax
Shipping — Add 5% plus \$1.50 Insurance
Send S.A.S.E. for Quarterly Sales Flyer!

Spec Sheets — 30¢ each
Send \$1.00 Postage for your
FREE 1986 JAMECO CATALOG
Prices Subject to Change







1355 SHOREWAY ROAD, BELMONT, CA 94002
4/86 Phone Orders Welcome (415) 592-8097 Telex: 176043

put value of the next payment number.

The group of formulas that you enter in rows 31 and 32 generates the analysis table shown in rows 31-50 of the Figure. Banker uses the data you enter to calculate the cumulative interests and present the figures for the old and new mortgages in tabular form. To compute the savings, Banker simply finds the difference between the new and old interest amounts.

The column labeled "After Tax Sav-

ings" adjusts the gross difference in the two cumulative interests by the amount of additional tax you would have to pay in your tax bracket. This represents the net earnings gained by refinancing the loan. The last column applies the net earnings to the cost of refinancing the loan. By analyzing the data in this column, you can see how long you must maintain the new loan before you offset refinancing costs.

Case Study

The Figure shows actual calculations for a homeowner with an existing mortgage that has a remaining principal of \$56,160, monthly payments of \$701.88, and an annual interest rate of 14.75 percent. The mortgage schedule was for 30 years, and the owner's next scheduled payment is number 25. The template data also reveals that mortgage rates have declined to an APR of 11.625 per-

| | | | | | | | |
|----|---------------------------|------------|---------|------------|------------|---------|-----------|
| | 1 | 2 | 3 | 4 | 5 | 6 | 7 |
| 1 | ORIGINAL LOAN: | | | | | | |
| 2 | Principal Balance | | 56160 | | | | |
| 3 | Total Number of Payments | | 360 | | | | |
| 4 | Number of Next Payment | | 25 | | | | |
| 5 | Monthly Payment (\$) | | 701.88 | | | | |
| 6 | Annual Interest Rate | | 14.75 | | | | |
| 7 | | | | | | | |
| 8 | NEW LOAN: | | | | | | |
| 9 | Total Number of Payments | | 360 | | | | |
| 10 | Annual Interest Rate | | 11.625 | | | | |
| 11 | | | | | | | |
| 12 | INCOME TAX BRACKET: | | 46 | | | | |
| 13 | | | | | | | |
| 14 | REFINANCING COSTS: | | | | | | |
| 15 | Prepayment Penalty | | 200 | | | | |
| 16 | Origination Costs | | 300 | | | | |
| 17 | Mortgage Points | | 550 | | | | |
| 18 | Other Costs | | 350 | | | | |
| 19 | ===== | | | | | | |
| 20 | Old Monthly Interest Rate | | | 0.0122917 | | | |
| 21 | New Monthly Interest Rate | | | 0.0096875 | | | |
| 22 | Total Costs | | | 1400 | | | |
| 23 | New Loan Principal | | | 57560 | | | |
| 24 | New Monthly Payment | | | 575.51 | | | |
| 25 | Number of Prior Payment | | | 24 | | | |
| 26 | ===== | | | | | | |
| 27 | New | New | Old | Old | Cumulative | After | Remaining |
| 28 | Payment | Cumulative | Payment | Cumulative | Interest | Tax | Costs |
| 29 | Number | Interest | Number | Interest | Savings | Savings | Savings |
| 30 | | | | | | | |
| 31 | 1 | 557.61 | 25 | 690.30 | 132.69 | 71.65 | 1328.35 |
| 32 | 2 | 1115.05 | 26 | 1380.47 | 265.41 | 143.32 | 1256.68 |
| 33 | 3 | 1672.32 | 27 | 2070.48 | 398.17 | 215.01 | 1184.99 |
| 34 | 4 | 2229.40 | 28 | 2760.36 | 530.95 | 286.71 | 1113.29 |
| 35 | 5 | 2786.31 | 29 | 3450.08 | 663.77 | 358.43 | 1041.57 |
| 36 | 6 | 3343.04 | 30 | 4139.65 | 796.61 | 430.17 | 969.83 |
| 37 | 7 | 3899.59 | 31 | 4829.08 | 929.49 | 501.92 | 898.08 |
| 38 | 8 | 4455.95 | 32 | 5518.35 | 1062.40 | 573.69 | 826.31 |
| 39 | 9 | 5012.13 | 33 | 6207.46 | 1195.34 | 645.48 | 754.52 |
| 40 | 10 | 5568.12 | 34 | 6896.42 | 1328.30 | 717.28 | 682.72 |
| 41 | 11 | 6123.92 | 35 | 7585.22 | 1461.30 | 789.10 | 610.90 |
| 42 | 12 | 6679.53 | 36 | 8273.86 | 1594.33 | 860.94 | 539.06 |
| 43 | 13 | 7234.95 | 37 | 8962.34 | 1727.39 | 932.79 | 467.21 |
| 44 | 14 | 7790.17 | 38 | 9650.65 | 1860.48 | 1004.66 | 395.34 |
| 45 | 15 | 8345.20 | 39 | 10338.79 | 1993.60 | 1076.54 | 323.46 |
| 46 | 16 | 8900.03 | 40 | 11026.77 | 2126.74 | 1148.44 | 251.56 |
| 47 | 17 | 9454.65 | 41 | 11714.57 | 2259.92 | 1220.36 | 179.64 |
| 48 | 18 | 10009.08 | 42 | 12402.21 | 2393.13 | 1292.29 | 107.71 |
| 49 | 19 | 10563.30 | 43 | 13089.66 | 2526.36 | 1364.24 | 35.76 |
| 50 | 20 | 11117.32 | 44 | 13776.94 | 2659.63 | 1436.20 | -36.20 |

Figure. Spreadsheet template for Banker.

Dealers Sell

Selling **80 Micro** will make money for you. Consider the facts:
 Fact #1: Selling **80 Micro** increases store traffic—our dealers tell us that **80 Micro** is the hottest-selling computer magazine on the newsstands.

Fact #2: There is a direct correlation between store traffic and sales—increase the number of people coming through your door and you'll increase sales.

Fact #3: Fact #1 + Fact #2 = INCREASED SALES, which means money for you. And that's a fact.

For information on selling **80 Micro**, call 800-343-0728 and speak with our direct sales manager. Or write to **80 Micro**, Direct Sales Dept., 80 Pine St., Peterborough, NH 03458.

Circle 300 on Reader Service card.

TRS 80 Computers

All Tandy Computer Products Available
 Manufacturer's Warranty

Model 1000 Model 3000
 Model 1200 HD Model 4
 Model 2000 Model 100/200/600

Micro Mainframe 4 in 1 Mem. Exp. Boards

Unbeatable Prices

Visa — MasterCard — American Express
 Cashier's Check — Money Order

Business Telephone Systems — Discount Prices —
 Install your own. Completely modular.
 Call for Prices

Computer Specialist available for assistance.


TALLEY COMMUNICATIONS CO.

P.O. Box 193 • 200 W. Walnut
 Decatur, Texas 76234 • 817-627-2553
 Call for other computer, telephone and accessory prices!

Fast Delivery

References Available

The Bi-Tech Star Network



Able to link 8 computers to a
 Hard Drive System

IBM PC, XT, AT • Compaq • AT&T 6300 • Columbia • Corona • Eagle • TI Professional • Zenith • Televideo & IBM Compatibles
 Tandy Models I, III/4, 2/12/16, 1000, 1200, 2000 • Epson QX-10/16, Equity I, II, III • NEC APC III

RADIO SHACK MODEL FEATURES:

- 10 Megabyte Removable Cartridge
- 10-60 Megabytes Drive
- Multiple Operating System Segments
- Variable Segment Size Capability

MODEL 1/1111/4 SYSTEMS —

- DosPlus 3.5 & DosPlus 4
- LDos 5.1
- TRSDOS 6
- CP/M — Hard Disk Support

MODEL 11/12 SYSTEMS —

- DP 11
- TRSDOS 2.0 with Racet HSDS
- CPM — Hard Disk Support

MODEL 16 —

- Xenix Support

MODEL 1000/1200/2000 —

- MS-DOS, PC-DOS

SPECIAL CLOSEOUT

2 user MULTIPLEXER (EXPANDABLE TO 4 USERS)

for Models I/III/4 includes 2 Host Adaptors

FOR Bi-Tech Hard Drives, TANDY Hard Drives, most manufacturers

\$495⁰⁰

Special with any purchase of a
 Bi-Tech MULTIPLEXER SYSTEM.

10 Megabyte Hard Disk

at **995⁰⁰**
 complete

Tandy 1000/1200

Internal Hard Disk Upgrade Kits

Includes: Controller, Drive, Cables & Manual

10 meg \$595.00
 20 meg \$795.00

INTRODUCING... A New Line of Bi-Tech Hard Drive Systems

- ★ The same Performance & Quality as our PREMIERE SYSTEMS.
- ★ The New Compact System is designed as an economical alternative.
- ★ Single 1/2 Height Winchester Drive

Sizes: 10-40 Meg Fixed
 10 Meg Removable Cartridge
 60 Meg Streaming Tape Backup



B.T. Enterprises
 10 Carlough Road
 Bohemia, NY 11716-2996
 (516) 567-8155 (800) 849-1165

REFER TO DEPT. 1D

B.T. Enterprises is a division of Bi-Tech Enterprises Inc.

All prices above include 2% cash discount
 Credit card customers add 2% to prices.
 Add \$4.00 shipping & handling on all prepaid orders.
 Add \$7.00 shipping & handling on C.O.D. orders.
 Mastercard/Visa

| Cell | Format |
|------------------------------------|---|
| R1:18C1:2 R20:25C1:3 | Formatted using the default alignment mode with continuous text formatting. This allows cells wider than one column to spill over into succeeding columns. VisiCalc users must enter text one column width at a time. |
| R27:29C1:7 R31:50C1 R31:50C3 | Formatted using the default cell formatting. Contents of the cell are centered. VisiCalc users must manually center text or use right-justified mode for rows 27-29. Numeric data in rows 31-50 of columns 1 and 3 will be right-justified. |
| R31:50C2 R31:50C4:7 | Contains numeric dollar figures. Formatted using the default cell alignment and fixed decimal point numbers with two digits of precision. VisiCalc users should format this area using the /F option. |

Table 2. Cell format requirements.

cent and that the homeowner is in the 46 percent tax bracket. He will incur the following refinancing costs: \$200 for prepayment penalty, \$300 for new loan origination costs, \$500 for loan points, and \$350 for legal fees and other closing costs.

Banker calculates that the new loan will cost \$575.51 per month, a decline of about \$125 per month. However, the information in the last column is more significant. The figures show that the homeowner must maintain the new loan for about 20 months to recoup refinancing costs.

While the numbers that Banker produces might not be exact, they are accurate enough to give you a basis for evaluation. In times of low interest rates, Banker can help you decide whether to refinance loans; if you're thinking of buying during a high interest period, you can use Banker to perform what-if projections to determine what conditions would make refinancing advantageous should interest rate fall. ■

| Cell Address | Formula |
|--------------|---|
| R20C4 | i1/1200 |
| R21C4 | i2/1200 |
| R22C4 | SUM(Costs) |
| R23C4 | p1 + (SUM(Costs)) |
| R24C4 | $p2 * (i4) / (1 - (1 + (i4))^(-t2))$ |
| R25C4 | (n1) - 1 |
| R31C1 | 1 |
| R32:50C1 | $R[-1]C + 1$ |
| R31:50C2 | $m2 * (RC[-1] - (((1 + i4)^(RC[-1] - t2) / i4) + (((1 + i4)^(-t2)) / i4))$ |
| R31C3 | n1 |
| R32:50C3 | $R[-1]C + 1$ |
| R31:50C4 | $m1 * (RC[-1] - n2 - (((1 + i3)^(RC[-1] - t1) / i3) + (((1 + i3)^(n2 - t1)) / i3))$ |
| R31:50C5 | $RC[-1] - RC[-3]$ |
| R31:50C6 | $RC[-1] * (1 - (TAX / 100))$ |
| R31:50C7 | $(TCOST - RC[-1])$ |

Table 3. Template formulas for Multiplan.

| Cell Address | Formula |
|--------------|--|
| D20 | + C6/1200 |
| D21 | + C10/1200 |
| D22 | @SUM(C15..C18) |
| D23 | + D22 + C2 |
| D24 | $+ D23 * D21 / (1 - ((1 + D21)^(C9)))$ $+ C4 - 1$ |
| D25 | 1 |
| A31 | + A31 + 1 |
| A32 | + D24 * (A31 - (((1 + D21)^(A31 - C9))) / D21) + (((1 + D21)^(C9))) / D21 |
| B31 | + C4 |
| C31 | + C31 + 1 |
| C32 | + C5 * (C31 - D25 - (((1 + D20)^(C31 - C3))) / D20) + (((1 + D20)^(D25 - C3))) / D20 |
| D31 | + D31 - B31 |
| E31 | + E31 * (1 - (C12/100)) |
| F31 | + D22 - F31 |
| G31 | |

Table 4. Template formulas for VisiCalc.

Write to Spreadsheet Beat c/o 80 Micro, 80 Pine St., Peterborough, NH 03458. We will pay \$50 for any templates that we publish.

Check Reader Service Number 349 for **FREE** software and download information

80 Northwest Publishing
3838 South Warner St.
Tacoma, Washington
98409

Circle 400 on Reader Service card.

HARD TO FIND COMPUTER SUPPLIES

Cloth binders & slips like Tandy's. Vinyl binders, boxes and folders—many sizes. Disk pages, envelopes & labels. Imprinted in low quantities.

5 1/4" DISK SPECIALS

| | | | |
|---------------------------|--------|---------|--------|
| | 10-90 | 100-400 | 500+ |
| BASF SS/DD | \$1.25 | \$1.12 | \$1.00 |
| BASF DS/DD | 1.45 | 1.32 | 1.20 |
| BASF DS/QD for Tandy 2000 | 2.09 | 2.00 | 1.90 |

BULK DISK SPECIAL, with envelopes, boxed in 100's, 100—\$65.00, 500—\$300.00.

Much more! Low prices. Fast friendly service. Call or write for free catalog.

ANTHROPOMORPHIC SYSTEMS LIMITED

376 East St. Charles Road
Lombard, IL 60148
1-312-629-5160 1-800-DEAL-NOW

Subscription Problems?

80 Micro does not keep subscription records on the premises, therefore calling us only adds time and doesn't solve the problem.

Please send a description of the problem and your most recent address label to:

80Micro
Subscription Dept.
PO Box 981
Farmingdale, NY 11737

Thank you and enjoy your subscription.

**This Publication
is available in
Microform.**



**University Microfilms
International**

Please send additional information
for _____

Name _____

Institution _____

Street _____

City _____

State _____ Zip _____

300 North Zeeb Road
Dept. P.R.
Ann Arbor, Mi. 48106

THE SMART WAY TO SAVE YOUR 80 Micro

You'll find all your favorite issues of **80 Micro** in minutes—and in great condition—with smart-looking binders or file cases from Jesse Jones.

Sturdy, protective file cases make for easy access to each issue, while rugged binders allow magazines to lay flat for easy reference. Both hold 12 issues, are custom-designed in green with gold spine lettering, and are **unconditionally guaranteed.**

Order today!

File Cases: \$6.95 ea.; 3/\$20; 6/\$36.

Binders: \$8.50 ea.; 3/\$24.75; 6/\$48.

YES! Please send me protection for my **80 Micro**:

_____ File Cases _____ Binders

I enclose my check or money order for \$ _____.

Name _____

Address _____

City _____ State _____ Zip _____

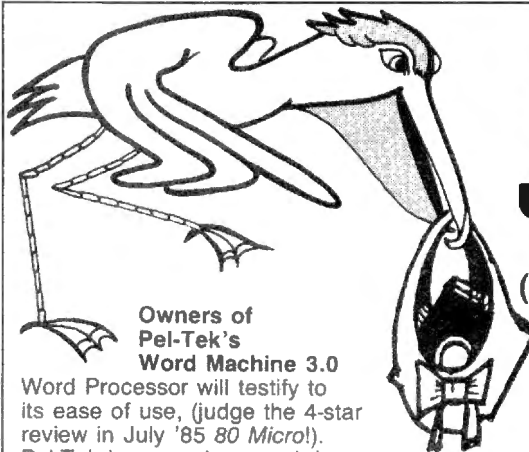
US currency only. Outside US, add \$2.50 per item for postage and handling.
Please allow 4-6 weeks for delivery.

MAIL TO:

Jesse Jones Box Corp.
PO Box 5120-Dept. 80 M
Philadelphia, PA 19141



Circle 324 on Reader Service card.



Owners of
Pel-Tek's
Word Machine 3.0

Word Processor will testify to
its ease of use, (judge the 4-star
review in July '85 *80 Micro!*).

Pel-Tek has now improved the
Word Machine, implemented it on the
Model 4, and has created the
easiest-to-use, most practical, functional
and economical word processor
available for the Model 4.

Pel-Tek

P.O. Box 1026 • Southampton, PA 18966

1-800-523-2445 (Ext. 19)

In Pa: 1-800-346-7511 (Ext. 19)

FREE with purchase:
"Wheels and Fortunes"
just like the TV Show
(on Disk — up to 3 players)

for Models 4/4p TRS DOS 6.2

Finally!!

Pel-Tek's

word machine 4.0

(for the TRS-80 Model 4)

Has Arrived!!!

only **\$39.⁹⁵**

(add \$2.00 postage and handling)

Word Machine 4.0 features include:

- Full use of 80 x 24 screen
- Embedded forms controls to skip lines, eject paper, justify text
- Chain files together to print text of any virtual length
- Pause feature — Enter data into text during printout — great for forms or form letters
- Embed Ascii codes to control your printer
- Full screen editing
- Paragraph reformatting
- Headers, footers, and page numbering
- Multiple Help Screens - no manual needed
- Over 50 user definable Macro keys - insert full lines of text or printer codes with a single keystroke
- And more . . .

80 MICRO'S LIST of ADVERTISERS

| Reader Service Number | Page | Reader Service Number | Page | Reader Service Number | Page | |
|-----------------------|--------------------------------|-----------------------|-----------------------------------|-----------------------|---------------------------------|------------------|
| 72 | Aerocomp | 153 | Mailing List | 200 | Pacific Software Consultants | 112 |
| 82 | Aerocomp | 114, 115 | Moving | 492 | PC America | 51 |
| 215 | Alcor Systems | 59 | Reader Service | 470 | P.G. Design Electronics | 87 |
| 136 | Allen Gelder Software | 72 | Say you saw it | 324 | Pal/Tek | 111 |
| 30 | Allwrite | 10 | Starch Survey | 124 | Perry Computers | 141 |
| 17 | Alpha Products | 13, 15 | Subscription | 176 | Personal Computer Products | 82 |
| 374 | ALPS | 58 | Subscription Problems | 440 | Personal Integrated Computers | 116 |
| 141 | Anitek Software Products | 23 | Toll Free | 396 | Personal Computer Support Group | 81 |
| 400 | Anthropomorphic Systems | 110 | University Micro | 538 | Polygon, Inc. | 149 |
| 378 | ATD | 7 | 349 80 Northwest Publishing | 108 | Powersoft | 42, 43 |
| 152 | BCCOMPCO | 71 | 45 Electric Webster | 308 | Powersoft | 4 |
| 145 | Beaman-Porter, Inc. | 72 | 181 Envision Design | 249 | Press A Software | 46 |
| 301 | Big D Computers | 73 | 286 EPD Engineering | 76 | Producer, The | 20 |
| 300 | Bi-Tech Enterprises Inc. | 109 | 178 EZWare Corp. | 449 | Professor Jones/Frogg House | 149 |
| 487 | Cognitac | 121 | 135 Four Star Software | 30 | Prosoft | 11 |
| 86 | Compulogic Corp. | 157 | 461 Frank Software | 75 | Radio Shack | CII, 1, 142, 143 |
| 443 | Computer Center, The | 133 | 214 Ft. Worth Computers | 453 | Rocky Mountain Electronic Sales | 91 |
| 133 | Computer Discount of America | 107 | 264 Grafx | 371 | Seatronics | 98 |
| 357 | Computer Friends | 47 | 9 H & E Computronics | 168 | Sigea Systems | 77 |
| 18 | Computer Plus | 137 | 455 Hard Drive Specialist | 63 | Softest, Inc. | 98 |
| 415 | Computer System Consultants | 144 | 355 H.D.P. | * | Software Support | 138, 139, 146 |
| 45 | Cornucopia Software | CIII | 491 HJL Products | 427 | SOTA Computing Systems Ltd. | 17 |
| 369 | Delker Electronics | 149 | 175 Howe Software | 285 | Sun Research, Inc. | 116 |
| 539 | Desert Sound Inc. | 50 | 48 Hypersoft | 456 | Sunlock Systems | 135 |
| 282 | DFW Computer Center | 48, 49 | * Indian Ridge Enterprises | 347 | Talley Communications Co. | 109 |
| 536 | DHA Systems | 99 | 109 Instant Software | 520 | TCE | 126, 127 |
| 429 | Dialectron Inc. | 107 | 356 Intercomp Sound | 146 | Telexpress | 91 |
| 204 | DiskCount Data | 33 | 101 J & M Systems, Ltd. | 81 | Total Access | 96 |
| 439 | Donald Ady | 70 | 126 JMG Software International | 198 | Traveling Software | 68, 83 |
| 91 | Dotwriter | 9 | 534 Jameco Electronics | 441 | Trionix | 72 |
| 452 | Dresselhaus Computer | 105 | 372 Lindbergh Systems | 227 | Trisoft | 70 |
| 85 | Educational Micro Systems | 26 | 351 Lyben Computer | 247 | True Data Products | 150, 151 |
| | 80 Micro | | 250 Marymac Industries, Inc. | 333 | Walonic | 51 |
| | Back Issues | 145 | 299 Microdex Corp. | * | Wholesale PC | 147 |
| | Best of Model 4 | 128 | 464 Micro Labs Inc. | | | |
| | Classified | 158 | 137 Miller Microcomputer Services | | | |
| 549 | Classified Ads | 159 | 107 Misosys, Inc. | 61, 95 | | |
| | CW Communications/Peterborough | 57 | 411 Montezuma Micro | 18, 19 | | |
| | Dealer Sell | 109 | 416 Montezuma Micro | 100, 101 | | |
| | Foreign Dealers | 131 | 424 Montezuma Micro | 84 | | |
| | Instant CoCo | 134 | 281 Nibble Notch | 135 | | |
| | Jesse Jones | 111 | 232 Nocona Electronics | 75 | | |
| | Load 80 Subscription | 64, 65 | 201 Optimal Technology | 58 | | |

For further information from our advertisers, please use the Reader Service card. *This advertiser prefers to be contacted directly.

Advertising Sales (603) 924-7138
or (800) 441-4403
West Coast Sales (415) 328-3470

Circle 200 on Reader Service card.

Easy to use: Excellent
Good docs: Excellent
Bug Free: Good
Does the job: Good

"Window-Comm is a unique and handy application for the Model III. It's a good terminal program for someone looking for easy operation without a lot of confusing features."

Nov. 85 80 MICRO
Now in enhanced Model 4 version!

"Window-Comm" Communications System
For TRS-80 Models III/4 with
at least one drive and 48K RAM.

- *Talk to bulletin boards, CompuServe and other computers!
- *Use Macintosh*-like pull down windows to display several files and functions simultaneously!
- *Send and receive data and files to and from other computers (receive files unattended)!
- *Download "free" software from public domain software libraries!
- *Design and set up your own custom net.


INTRODUCTORY OFFER...
ONLY \$18.95! Get a friend to order and we will send you a check for \$10 (limit one per customer)

10 Day Full Refund Trial Period

THIS OFFER WILL NOT LAST LONG... HURRY!!

Pacific Software Consultants
P.O. Box 5 San Luis Rey, CA 92068
619/439-2577

* Macintosh is a trademark of Apple Computer Inc.



Please send me _____ copies of Window-Comm
Method of payment: (check one):
 Check, _____
 Money Order, _____

This software will be used on: (check one)
 TRS-80 Model III _____
 TRS-80 Model IV _____

Send Window-Comm to:
 Name: _____
 Company: _____
 Address: _____
 City, State, Zip _____

READER SERVICE

This card valid until May 31, 1986.

- A. How would you describe your interest in MS-DOS, IBM Compatible Systems?
 1. I own an MS-DOS, IBM compatible system. 3. I'm interested but have no immediate plans to purchase.
 2. I intend to purchase. 4. Not interested.
- B. On a scale of 1 (no interest) to 5 (great interest), please rate your interest in seeing the following types of programs published in 80 Micro:
 ___ 1. Business applications ___ 4. Money management applications
 ___ 2. Science/math applications ___ 5. Games
 ___ 3. Home management applications ___ 6. Programming Utilities
- C. Excluding yourself, how many people read your copy of 80 Micro?
 1. One 3. Three 5. Five or more
 2. Two 4. Four
- D. What type of TRS-80/Tandy Computer do you own? Check all that apply.
 1. Model I 6. Model 16/16B/6000 11. Model 2000
 2. Model II/12 7. Model 100/200 12. Model 3000
 3. Model III 8. Model 600 13. Color Computer
 4. Model 4/4P 9. Model 1000 14. Pocket Computer
 5. Model 4D 10. Model 1200
- E. Approximately when did you purchase your TRS-80 computer?
 1. 1977-1978 4. 1983-1984
 2. 1979-1980 5. 1985-1986
 3. 1981-1982
- F. Do you subscribe to an information utility, such as CompuServe, Dow Jones News Retrieval, etc.?
 1. Yes 2. No 3. Not now, but intend to within 12 months.
- G. Do you plan to purchase another TRS-80/Tandy Computer during the next 12 months?
 1. Yes 2. No 3. Don't know
- H. Where do you use your TRS-80/Tandy Computer? Check all that apply.
 1. At home 2. At work 3. At school
- I. The articles in 80 Micro are:
 1. Too simple 2. Too complex 3. Just right
- J. How many purchases have you made based on an ad you saw in 80 Micro?
 1. 0 2. 1-3 3. 4 or more
- K. Which of the following columns do you read? Please rate them on a scale of 1 (seldom read) to 5 (always read).
 ___ 1. Side Tracks ___ 5. The Next Step ___ 9. Reader Forum
 ___ 2. Feedback Loop ___ 6. Dave's MS-DOS Column ___ 10. Reviews
 ___ 3. Pulse Train ___ 7. Spreadsheet Beat ___ 11. New Products
 ___ 4. The Art of Programming ___ 8. Project 80 ___ 12. Hot CoCo
- L. If you are not a subscriber, please circle 500.
- M. If you would like a one year subscription to 80 Micro, please circle 501 on the Reader Service Card. Each subscription costs \$24.97. (Canada & Mexico \$27.97, Foreign Surface \$44.97, one year only). Please allow 10-12 weeks for delivery.

Reader Service: To receive more information from any of the advertisers in this issue, circle the number of the Reader Service Card that corresponds with the Reader Service number on the ad in which you are interested. You will find numbers. Complete the entire card, stamp and drop into a mailbox. In 4-6 weeks you will hear from the advertiser directly.

| | | | |
|---------------------|---------------------|---------------------|---------------------|
| 1 6 11 16 21 | 151 156 161 166 171 | 301 306 311 316 321 | 451 456 461 466 471 |
| 2 7 12 17 22 | 152 157 162 167 172 | 302 307 312 317 322 | 452 457 462 467 472 |
| 3 8 13 18 23 | 153 158 163 168 173 | 303 308 313 318 323 | 453 458 463 468 473 |
| 4 9 14 19 24 | 154 159 164 169 174 | 304 309 314 319 324 | 454 459 464 469 474 |
| 5 10 15 20 25 | 155 160 165 170 175 | 305 310 315 320 325 | 455 460 465 470 475 |
| 26 31 36 41 46 | 176 181 186 191 196 | 326 331 336 341 346 | 476 481 486 491 496 |
| 27 32 37 42 47 | 177 182 187 192 197 | 327 332 337 342 347 | 477 482 487 492 497 |
| 28 33 38 43 48 | 178 183 188 193 198 | 328 333 338 343 348 | 478 483 488 493 498 |
| 29 34 39 44 49 | 179 184 189 194 199 | 329 334 339 344 349 | 479 484 489 494 499 |
| 30 35 40 45 50 | 180 185 190 195 200 | 330 335 340 345 350 | 480 485 490 495 500 |
| 51 56 61 66 71 | 201 206 211 216 221 | 351 356 361 366 371 | 501 506 511 516 521 |
| 52 57 62 67 72 | 202 207 212 217 222 | 352 357 362 367 372 | 502 507 512 517 522 |
| 53 58 63 68 73 | 203 208 213 218 223 | 353 358 363 368 373 | 503 508 513 518 523 |
| 54 59 64 69 74 | 204 209 214 219 224 | 354 359 364 369 374 | 504 509 514 519 524 |
| 55 60 65 70 75 | 205 210 215 220 225 | 355 360 365 370 375 | 505 510 515 520 525 |
| 76 81 86 91 96 | 226 231 236 241 246 | 376 381 386 391 396 | 526 531 536 541 546 |
| 77 82 87 92 97 | 227 232 237 242 247 | 377 382 387 392 397 | 527 532 537 542 547 |
| 78 83 88 93 98 | 228 233 238 243 248 | 378 383 388 393 398 | 528 533 538 543 548 |
| 79 84 89 94 99 | 229 234 239 244 249 | 379 384 389 394 399 | 529 534 539 544 549 |
| 80 85 90 95 100 | 230 235 240 245 250 | 380 385 390 395 400 | 530 535 540 545 550 |
| 101 106 111 116 121 | 251 256 261 266 271 | 401 406 411 416 421 | 551 556 561 566 571 |
| 102 107 112 117 122 | 252 257 262 267 272 | 402 407 412 417 422 | 552 557 562 567 572 |
| 103 108 113 118 123 | 253 258 263 268 273 | 403 408 413 418 423 | 553 558 563 568 573 |
| 104 109 114 119 124 | 254 259 264 269 274 | 404 409 414 419 424 | 554 559 564 569 574 |
| 105 110 115 120 125 | 255 260 265 270 275 | 405 410 415 420 425 | 555 560 565 570 575 |
| 126 131 136 141 146 | 276 281 286 291 296 | 426 431 436 441 446 | 576 581 586 591 596 |
| 127 132 137 142 147 | 277 282 287 292 297 | 427 432 437 442 447 | 577 582 587 592 597 |
| 128 133 138 143 148 | 278 283 288 293 298 | 428 433 438 443 448 | 578 583 588 593 598 |
| 129 134 139 144 149 | 279 284 289 294 299 | 429 434 439 444 449 | 579 584 589 594 599 |
| 130 135 140 145 150 | 280 285 290 295 300 | 430 435 440 445 450 | 580 585 590 595 600 |

Name _____ Title _____
 Address _____
 City _____ State _____ Zip _____
 Telephone () _____

80micro • April 1986 4

Reader Service: To receive more information from any of the advertisers in this issue, circle the number of the Reader Service Card that corresponds with the Reader Service number on the ad in which you are interested. You will find numbers. Complete the entire card, stamp and drop into a mailbox. In 4-6 weeks you will hear from the advertiser directly.

| | | | |
|---------------------|---------------------|---------------------|---------------------|
| 1 6 11 16 21 | 151 156 161 166 171 | 301 306 311 316 321 | 451 456 461 466 471 |
| 2 7 12 17 22 | 152 157 162 167 172 | 302 307 312 317 322 | 452 457 462 467 472 |
| 3 8 13 18 23 | 153 158 163 168 173 | 303 308 313 318 323 | 453 458 463 468 473 |
| 4 9 14 19 24 | 154 159 164 169 174 | 304 309 314 319 324 | 454 459 464 469 474 |
| 5 10 15 20 25 | 155 160 165 170 175 | 305 310 315 320 325 | 455 460 465 470 475 |
| 26 31 36 41 46 | 176 181 186 191 196 | 326 331 336 341 346 | 476 481 486 491 496 |
| 27 32 37 42 47 | 177 182 187 192 197 | 327 332 337 342 347 | 477 482 487 492 497 |
| 28 33 38 43 48 | 178 183 188 193 198 | 328 333 338 343 348 | 478 483 488 493 498 |
| 29 34 39 44 49 | 179 184 189 194 199 | 329 334 339 344 349 | 479 484 489 494 499 |
| 30 35 40 45 50 | 180 185 190 195 200 | 330 335 340 345 350 | 480 485 490 495 500 |
| 51 56 61 66 71 | 201 206 211 216 221 | 351 356 361 366 371 | 501 506 511 516 521 |
| 52 57 62 67 72 | 202 207 212 217 222 | 352 357 362 367 372 | 502 507 512 517 522 |
| 53 58 63 68 73 | 203 208 213 218 223 | 353 358 363 368 373 | 503 508 513 518 523 |
| 54 59 64 69 74 | 204 209 214 219 224 | 354 359 364 369 374 | 504 509 514 519 524 |
| 55 60 65 70 75 | 205 210 215 220 225 | 355 360 365 370 375 | 505 510 515 520 525 |
| 76 81 86 91 96 | 226 231 236 241 246 | 376 381 386 391 396 | 526 531 536 541 546 |
| 77 82 87 92 97 | 227 232 237 242 247 | 377 382 387 392 397 | 527 532 537 542 547 |
| 78 83 88 93 98 | 228 233 238 243 248 | 378 383 388 393 398 | 528 533 538 543 548 |
| 79 84 89 94 99 | 229 234 239 244 249 | 379 384 389 394 399 | 529 534 539 544 549 |
| 80 85 90 95 100 | 230 235 240 245 250 | 380 385 390 395 400 | 530 535 540 545 550 |
| 101 106 111 116 121 | 251 256 261 266 271 | 401 406 411 416 421 | 551 556 561 566 571 |
| 102 107 112 117 122 | 252 257 262 267 272 | 402 407 412 417 422 | 552 557 562 567 572 |
| 103 108 113 118 123 | 253 258 263 268 273 | 403 408 413 418 423 | 553 558 563 568 573 |
| 104 109 114 119 124 | 254 259 264 269 274 | 404 409 414 419 424 | 554 559 564 569 574 |
| 105 110 115 120 125 | 255 260 265 270 275 | 405 410 415 420 425 | 555 560 565 570 575 |
| 126 131 136 141 146 | 276 281 286 291 296 | 426 431 436 441 446 | 576 581 586 591 596 |
| 127 132 137 142 147 | 277 282 287 292 297 | 427 432 437 442 447 | 577 582 587 592 597 |
| 128 133 138 143 148 | 278 283 288 293 298 | 428 433 438 443 448 | 578 583 588 593 598 |
| 129 134 139 144 149 | 279 284 289 294 299 | 429 434 439 444 449 | 579 584 589 594 599 |
| 130 135 140 145 150 | 280 285 290 295 300 | 430 435 440 445 450 | 580 585 590 595 600 |

Name _____ Title _____
 Address _____
 City _____ State _____ Zip _____
 Telephone () _____

80micro • April 1986 4

READER SERVICE

This card valid until May 31, 1986.

- A. How would you describe your interest in MS-DOS, IBM Compatible Systems?
 1. I own an MS-DOS, IBM compatible system. 3. I'm interested but have no immediate plans to purchase.
 2. I intend to purchase. 4. Not interested.
- B. On a scale of 1 (no interest) to 5 (great interest), please rate your interest in seeing the following types of programs published in 80 Micro:
 ___ 1. Business applications ___ 4. Money management applications
 ___ 2. Science/math applications ___ 5. Games
 ___ 3. Home management applications ___ 6. Programming Utilities
- C. Excluding yourself, how many people read your copy of 80 Micro?
 1. One 3. Three 5. Five or more
 2. Two 4. Four
- D. What type of TRS-80/Tandy Computer do you own? Check all that apply.
 1. Model I 6. Model 16/16B/6000 11. Model 2000
 2. Model II/12 7. Model 100/200 12. Model 3000
 3. Model III 8. Model 600 13. Color Computer
 4. Model 4/4P 9. Model 1000 14. Pocket Computer
 5. Model 4D 10. Model 1200
- E. How long have you owned your TRS-80/Tandy Computer?
 1. Less than 1 year 4. 3-4 years
 2. 1-2 years 5. More than 4 years
 3. 2-3 years
- F. Do you subscribe to an information utility, such as CompuServe, Dow Jones News Retrieval, etc.?
 1. Yes 2. No 3. Not now, but intend to within 12 months.
- G. Do you plan to purchase another TRS-80/Tandy Computer during the next 12 months?
 1. Yes 2. No 3. Don't know
- H. Where do you use your TRS-80/Tandy Computer? Check all that apply.
 1. At home 2. At work 3. At school
- I. The articles in 80 Micro are:
 1. Too simple 2. Too complex 3. Just right
- J. How many purchases have you made based on an ad you saw in 80 Micro?
 1. 0 2. 1-3 3. 4 or more
- K. Which of the following columns do you read? Please rate them on a scale of 1 (seldom read) to 5 (always read).
 ___ 1. Side Tracks ___ 5. The Next Step ___ 9. Reader Forum
 ___ 2. Feedback Loop ___ 6. Dave's MS-DOS Column ___ 10. Reviews
 ___ 3. Pulse Train ___ 7. Spreadsheet Beat ___ 11. New Products
 ___ 4. The Art of Programming ___ 8. Project 80 ___ 12. Hot CoCo
- L. If you are not a subscriber, please circle 500.
- M. If you would like a one year subscription to 80 Micro, please circle 501 on the Reader Service Card. Each subscription costs \$24.97. (Canada & Mexico \$27.97, Foreign Surface \$44.97, one year only). Please allow 10-12 weeks for delivery.

**PLACE
STAMP
HERE**

**80 Micro
P.O. Box 306
Dalton, MA 01227**

**PLACE
STAMP
HERE**

**80 Micro
P.O. Box 306
Dalton, MA 01227**

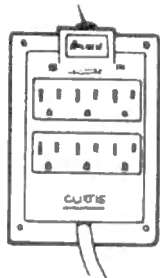
TO ORDER CALL TOLL FREE

800-843-6700

DON'T WAIT UNTIL THE LAST MINUTE!
Take advantage of these GREAT prices

LOOK

DOLLAR DISKS !!



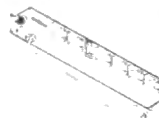
**Protect Your Software
FLIP 'N' FILE /15**

Protect Software from dust, debris and moisture. Stores up to 15 5 1/4 diskettes. List Price \$9.95 Sale \$7.95



| Also Available | LIST | SALE |
|-------------------|---------|----------------|
| Flip 'n' File /50 | \$19.95 | \$14.95 |
| Data Defender /35 | \$ 9.95 | \$ 7.95 |
| Data Defender /70 | \$26.95 | \$19.95 |
| Roll Top /100 | \$49.95 | \$39.95 |

**Kill Spikes, Fight Surges!
MAXI Strip**



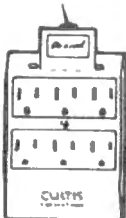
Protect Valuable electronic equipment and data files from damage. Surge and spike suppressor and noise

filter combination converts one outlet into six.

List \$34.95 **WOW!!!** only **\$19.95**

Also save on surge suppressors by

| CURTIS . . . | LIST | SALE |
|--------------|---------|----------------|
| Diamond | \$49.95 | \$39.95 |
| Emerald | \$59.95 | \$49.95 |
| Sapphire | \$79.95 | \$69.95 |
| Ruby | \$89.95 | \$79.95 |



Diamond Surge Protector: Six Outlet, Switched, Plugs Directly into Outlet, Hot to Neutral and Ground Protection, LA Approved, Lifetime Warranty.
#SP-1 Retail **\$49.95**

**FAN FOLD
COMPUTER PAPER**

| | LIST | SALE |
|---------------------------------|---------|----------------|
| 15# 1000 Sheets | \$14.96 | \$ 9.95 |
| 20# 1000 Sheets | \$19.95 | \$14.95 |
| 20# 1000 Sheets micro-perfed | \$19.95 | \$14.95 |
| 20# 2500 Sheets | \$32.95 | \$26.95 |

**LOOK !
ONLY \$3.95 FOR THESE
INFORMATIVE AND
EDUCATIONAL BOOKS!**

**80 MICRO REVIEW
READ REVIEWS OF SOFTWARE AND
HARDWARE.**

**LOW-COST COSTING
RUN YOUR BUSINESS BETTER WITH
COST MANAGEMENT BOOK AND
SOFTWARE COMBINATION.**

DOLLAR DISKS !!

WE KNOW OF NO BETTER DISKS AT ANY PRICE. LIFETIME WARRANTY NATIONAL BRAND.

| | |
|-----------------------------------|-------------|
| SS/DD ONLY | \$1.00 Each |
| DS/DD ONLY | \$1.15 Each |
| Also.... | |
| Ultra Magnetic Bonus. Box of 12 | 22.90 |
| Sentinel DS/DD Color disks 10 pk. | 19.95 |
| CDC SS/DD 10 pk. | 9.95 |
| CDC DS/DD 10 pk. | 10.95 |
| DYSAN DS/DD Box of 10 | 33.95 |

CHECK OUT THESE LOW PRICES ON GREAT TRS-80 PROGRAMS!!

All programs guaranteed to run.
DISK PROGRAMS \$9.97

CASSETTE PROGRAMS \$8.57

GAMES

| | |
|--------------------|-------|
| Sparrow Commander | disk |
| Kitchen Sink | disk |
| Space Shuttle | cass. |
| Battle Ground | cass. |
| Mystery Fun Hse | cass. |
| Galactic Empire | c & d |
| Dragonquest | cass. |
| Temple of the Sun | c & d |
| Ball Turret Gunner | cass. |
| Alien Attack Force | cass. |
| Cosmic Patrol | cass. |
| Swamp War | cass. |
| House of 30 Gables | cass. |
| Domes of Kilgary | cass. |
| Flying Circus | disk |
| Master Reversi | c & d |

UTILITIES AND EDUCATION

CASSETTES

| |
|----------------------|
| Cassette Scope |
| Terminal -80 |
| Music Master |
| Programers Converter |
| Programers Primer |
| Investors Paradise |
| Renum Compress |
| Disassembler |
| Music Teacher |
| The Elements |
| Everyday Russian |

DISKS

| |
|---------------|
| Disk Editor |
| Teachers Aide |

instant Software

computer centers

TO ORDER CALL TOLL FREE 1-800-843-6700 OR CLIP AND MAIL:

INSTANT SOFTWARE
82 MAIN ST.
KEENE, NH 03431

NAME _____
ADDRESS _____
CITY _____
STATE _____ ZIP _____

IN NH CALL 603-352-3763

Some items are limited in quantity.

M.C., VISA, M.O. OR CHECK ACCEPTED
ADD \$3.00 FOR SHIPPING AND HANDLING

\$777

NEW!



5 MEG HARD DRIVE

Comes complete with cable
and choice of software driver*
(CPM, LDOS, TRSDOS)

| | |
|-----------------------------|--------------|
| 10 Megabyte Hard Drive..... | \$899 |
| 15 Megabyte Hard Drive..... | 1095 |
| 30 Megabyte Hard Drive..... | 1495 |

SYSTEM FEATURES

- For TRS-80 Model 3-4-4P
- One Year Parts & Labor Warranty
- Size Rated After Format
- Continuous Duty Power Supply
- Error Checking & Correcting
- Continuous Duty Fan
- Size 11.5" x 12.5" x 5.0"
- All Contacts Gold Plated

*Model 3 requires LDOS

Model 4 requires TRSDOS 6.2 or Montezuma Micro CP/M 2.2

There are firms which offer benefits, experience or products seemingly too good to be true. Now why would you want to expose yourself to unhappiness when Aerocomp has a proven record of thousands of happy, satisfied TRS-80 customers. Just take a minute to look through back issues of this magazine. You won't find many companies that have been around as long as Aerocomp. We fully support TRS-80 computers and most all operating systems including CP/M 2.2. Aerocomp leads the way to low hard disk prices so you can afford to enjoy the benefits of increased storage and faster disk I/O. These units are precision engineered, tested and delivered complete and ready to use, right from our stock. Each unit is guaranteed for one year parts and labor. You can count on us to be here if you should ever need us. As always, your satisfaction is assured with our 14 day free trial offer. If, for some reason, you are dissatisfied with our drive merely return it for a full refund (less shipping). How can you go wrong? Specify the software driver of your choice and start enjoying your computer's real capability. Do it today! Call our toll-free number now!

See opposite page ▶▶▶▶▶

MODEL I DOUBLE DENSITY BOARD


Add 80% more capacity to your disk system with the Double Density Controller (DDC) from Aerocomp.

The Story

Some products have what it takes to seem to last forever. Our "DDC" is one of those products. What it does is allow you to operate your TRS-80 Model 1 disk system in double density. In this case double density means almost doubling the storage capacity of your diskettes. Single density, that's the way Radio Shack designed your Model 1 expansion interface, organizes your disk into 10 sectors per track. Each sector contains 256 bytes of data for a total storage capacity of 2,560 bytes or 2.5K per track times the number of tracks your drive is capable of addressing. Double density, on the other hand, writes 18 sectors per track each containing 256 bytes for a total of 4,608 bytes or 4.5K. That is 80% more data in the same space. Why didn't Radio Shack do that in the beginning, you ask? Well it costs money to do double density because it is more difficult to do than single density and the data is harder to capture reliably. That means more cost and the Model 1 was meant to be a low-cost computer for the masses. Therefore, no double density for the original Model 1.

The Facts

Other companies introduced double density controllers for the Model 1 but they were not so good. We waited and waited but, even new models failed to correct problems with data separation that kept cropping up. So we went to work and came up with a new design to cure the old problem. At last! A double density controller for the Model 1 with a higher probability of data recovery than with any other double density controller on the market then or since. Our analog design phase lock loop data separator has a wider capture window than the digital types the others use. This allows high resolution data centering. Our "DDC" analog circuit allows infinitely variable tuning. The attack and settling times are optimum for 5.25" diskettes. The oft-stated fears of adjustment problems rumored by digital dilettantes have been proved groundless by thousands of satisfied users the world over. The bottom line here is state-of-the-art performance and reliability.



Copyright 1985

ORDER YOURS TODAY

TRS-80 Model 1 disk system owners who are ready for reliable double density operation will get 80% more storage per diskette; single and double density data separation with far fewer disk I/O errors; single density compatibility; simple plug-in operation. You will need a disk operating system that has the necessary double density software. All the popular DOS's (except TRSDOS) have the drivers. We have put together two special packages in the event you don't already have one of the more popular DOS's.

Please add \$4 handling & shipping

| | |
|-----------------------------|--------------|
| "DDC" by itself..... | \$ 99 |
| "DDC" and LDOS..... | 159 |
| "DDC" and NEWDOS 80 2.0.... | 179 |

- 40 Track
- 80 Track
- Single Head
- Dual Head
- Bare
- Complete
- Full Size
- Half Size
- 3-1/2", 5-1/4" or 8"

DISK DRIVES

Aerocomp leads the way to the BEST value in disk drives and related peripheral products on the market today. Sound engineering, high performance, quality construction, no-risk free trial, outstanding warranty service and a reputation for doing the right thing make your decision to buy Aerocomp the correct one. Please look over our offerings and make your selection. When you have made your choice call our toll-free number and place your order. If you need assistance in making your selection, please call our information number. It's listed in the box at the bottom of this ad along with the technical assistance number for those of you who want to get right to the nitty-gritty. Thanks, we all appreciate your business and will continue to do our very best to support you.

BARE DRIVES Add \$4 S&H

These drives are completely burned-in and tested for your ultimate satisfaction. Add that extra drive today! These are new factory drives. No blemes, seconds, closeouts or defunct manufacturers surplus (MPI, Shugart, etc). Instruction manual included at no extra cost. Service manuals are also available. See "Miscellaneous Goodies" for information.

| | |
|----------------------------------|-------|
| 40tk SS half high TEAC FD35-A | \$ 99 |
| 40tk DS half high TEAC FD35-B | 109 |
| 80tk DS half high TEAC FD35-F | 129 |
| 40tk SS full size Tandon TM100-1 | 119 |
| 40tk DS full size Tandon TM100-2 | 119 |
| 40tk SS half high TEAC FD55-A | 89 |
| 40tk DS half high TEAC FD55-B | 99 |
| 80tk DS half high TEAC FD55-F | 119 |
| 8" SS Thinline Tandon TM848-1E | 260 |
| 8" DS Thinline Tandon TM848-2E | 335 |

8" FLOPPY DRIVES Add \$12 S&H

These 8" Thinline drives work with the Model 2 and 16 plus others that use standard drives. The rugged all-steel cabinet has an extra heavy duty power supply rated for continuous operation. A removable air filter allows only clean air to circulate. Cabinets with single drives are supplied with a blank panel to cover the unused space. A second drive can be added at any time. Service manuals are available. See "Miscellaneous Goodies" for info.

| | |
|----------------------------------|--------|
| 1-8" SS Tandon TM848-1E & case | \$ 389 |
| 2-8" SS Tandon TM848-1E's & case | 649 |
| 1-8" DS Tandon TM848-1E & case | 439 |
| 2-8" DS Tandon TM848-2E's & case | 699 |

MISCELLANEOUS GOODIES \$2 S&H

| | |
|---|-------|
| Model 1 TRSDOS 2.3 disk & manual | \$ 25 |
| Model 3 TRSDOS 1.3 disk & manual | 25 |
| Model 4 TRSDOS 6.2.x disk & manual | 20 |
| LDOS (specify Model I or III) | 69 |
| NEWDOS 80 v2.0 (specify Model I or III) | 99 |
| Montezuma Micro Model 4 CP/M 2.2 | 169 |
| Tandon TM100-1/2 Service Manual | 20 |
| Tandon TM848-1/2 Service Manual | 20 |
| TEAC FD55A/B/F Service Manual | 20 |
| 10 SSDD disks in library box, Lifetime Guar | 12 |
| 10 DSDD disks in library box, Lifetime Guar | 15 |
| 5.25" drive power supply & enclosure | 59 |
| 8" drive pwr sply & encl w/fan 5V-24V | 150 |
| 5.25" 1-drive cable, a nice length | 19 |
| 5.25" 2-drive cable, a 44 inch | 24 |
| 5.25" 3-drive cable, just the right size | 29 |
| 5.25" 4-drive cable, the top dog | 34 |
| 5.25" Extender cable with gold contacts | 10 |

COMPLETE DRIVES Add \$6 S&H

Fits TRS-80 Models 1,3,4 and the Color Computer plus the others that use standard drives. The drive of your choice is mounted in a sturdy, all-steel cabinet. An external gold plated drive connector allows cabling without disassembly of the cabinet. Half-high drives come in a full-size cabinet that will hold and power our half-high drives. Single drives have a panel covering the unused space allowing a second drive to be added at any time. All are shipped fully assembled ready to use. Specify silver or beige cover. Stainless Steel covers are available for \$12 additional.

| | |
|--------------------------------------|--------|
| 1-40tk DS 3.5" FD-35B in dual case | \$ 159 |
| 2-40tk DS 3.5" FD-35B's in dual case | 259 |
| 1-80tk DS 3.5" FD-35F in dual case | 179 |
| 2-80tk DS 3.5" FD-35F's in dual case | 289 |

| | |
|------------------------------------|-----|
| 40tk Single Side full size TM100-1 | 149 |
| 40tk Double Side full size TM100-2 | 159 |

| | |
|---|-----|
| 1-40tk SS half-high FD-55A in dual case | 129 |
| 2-40tk SS half-high FD-55A's in dual case | 219 |
| 1-40tk DS half-high FD-55B in dual case | 139 |
| 2-40tk DS half-high FD-55B's in dual case | 259 |
| 1-80tk DS half-high FD-55F in dual case | 159 |
| 2-80tk DS half-high FD-55F's in dual case | 279 |

FREE TRIAL OFFER

Use your Aerocomp hardware product for up to 14 days. If you are not satisfied for ANY REASON (except misuse, damage or improper handling), return it (insured) in the original shipping container for a full purchase price refund, less shipping. Sorry, this offer does not apply to software. Defective software will be replaced. Any hardware/software specials will be prorated and the software will be charged at the regular unbundled price. We have confidence in our products and we know you will be satisfied.

WARRANTY

We offer a one year warranty on parts and labor against defects in materials and workmanship. In the event service becomes necessary for any reason you will find our service department fast, friendly and cooperative. We want to keep you happy. Out of warranty repairs are also available.

100% BURN-IN and TEST

All our products are burned-in and fully tested prior to shipment. We want you to receive an item ready-to-go. AEROCOMP means reliability!

ORDER NOW!

Call our toll-free number service and place your order. Have your American Express, MasterCard or Visa number ready. We will not charge your card until the day we ship your order. You may order by mail using your credit card, check or money order. Personal and company checks are welcome and cause no shipping delay as long as they are bank printed and the signature exactly agrees with the name printed on the check. We will ship surface COD with no deposit but all COD's require cash or a cashier's check on delivery. Texas residents add 6% State Sales Tax. No tax collected on out of state shipments. Canadian addresses add \$20 to your order if over \$550 for customs documentation.

TRS-80 Model III & 4 DISK CONTROLLER and DRIVE KITS

Convert your cassette Model III or 4 to disk operation with one of our complete kits. You receive our own advanced disk controller board with gold plated edge contacts capable of 4-drive operation; our own power supply; plated steel mounting towers complete with RF1 shield plus all the cables and hardware necessary. Detailed instructions are included. All you need is a screwdriver and a pair of pliers. System kits come with 40 track single-side drives or just order the basic kit and pick the drives you want from the selection in the next column.

CONTROLLER KIT \$ 199

(Everything you need - less drives and DOS)

1 DRIVE SYSTEM 299

2 DRIVE SYSTEM 399

Substitute DS drives for only \$10 each.

Add \$9 shipping & handling

Model 3 TRSDOS 1.3 disk/manual 25

Model 4 TRSDOS 6.2.x disk/manual 20

LDOS 5.1.4 disk/manual 69

NEWDOS 80 version 2.0 disk/manual 99

CP/M 2.2 by Montezuma Micro 169

No S & H charge when ordered with kit

MOUNTING KIT AND POWER

SUPPLY ONLY 95

Add \$8 shipping and handling

DISK CONTROLLER ONLY 110

RS-232 BOARD & KIT 69

Add \$4 shipping and handling

OUR FAMOUS MODEL I STARTER PACKAGE

If you have a Model I and an Expansion Interface this is what you need to get started with disks. Included is one 40 track single-side disk drive complete with matching silver case and power supply, a 2-drive cable, a TRSDOS 2.3 disk operating system and TRSDOS manual plus all insurance and delivery charges to your door (lower 48 states)

Yours for only **\$ 199**

LDOS 5.1.4 disk/manual 69

NEWDOS 80 version 2.0 disk/manual 99

You can add our renowned "DDC" double density controller to either the Radio Shack or the LNW Expansion Interface for 80% more storage capacity on your drive. Order it at the same time as our starter package above and we'll pay the shipping. Go ahead, you deserve increased density. See the opposite page for the latest technical details.

\$ 89

When purchased with Starter Package

CALL TOLL-FREE
800-527-3582 USA
800-442-1310 TEXAS

For inquiries or information
call 214-339-8324

AEROCOMP
Redbird Airport, Bldg. 8
P.O. Box 24829
Dallas, TX 75224

Now Hypercross Converts Basic!

* TRS80 - CP/M - MS-DOS - CoCo File Transfer *

Now you can **CROSS** the barrier between computers! Using **HYPERCROSS** you can **COPY** files between TRS-80 disks and those from many **CP/M** and **IBM-PC** type computers. If you have access to more than one kind of computer, or you are changing to a new machine then you need **HYPERCROSS** to transfer your text files, **BASIC**, **FORTRAN**, **PASCAL** or **C** programs, **Visicalc** files, general ledger and accounting files, data bases and even binary files. **HYPERCROSS** lets you format alien disks and copy files on your own TRS-80 or MAX-80 without using cables.

Formats supported: IBM-PC and MS-DOS compatibles include DOS 1.1, 2.x/3.0 single and double sided and Tandy 2000. CP/M from Aardvark to Zorba, including all popular TRS80 formats such as Holmes, Montezuma, and Omikron. TRS-80 Color Computer format also supported

New Feature: Hypercross converts Basic files Now Hypercross includes a feature to automatically change the tokens in a TRS-80 file to the correct format for CP/M, MSDOS or CoCo. Syntax of the program is not changed.

PRICES Inc disk manual, S/H. All versions include Basic convert.

| | |
|--|--------------|
| Hypercross CoCo with TRS80-Color Computer | \$54.95 ppd |
| Hypercross CP/M with 40 single sided formats | \$54.95 ppd |
| Hypercross PC/MS-DOS standard formats | \$54.95 ppd |
| Hypercross XT/2.0 with 90 CP/M and PC formats | \$99.95 ppd |
| Hypercross XT/2.0-Plus. Now with 200+ formats inc CoCo | \$129.95 ppd |

Upgrade at any time for price difference plus \$5 plus old disk.

Please specify TRS-80 Model I (needs doubler), III, 4/4P, or MAX-80.

Amazing HYPERZAP 3.2G Disk Magic!

Do you want to back up your precious copy of Copycat 3, or SU. Do you want to fix or modify a disk - if so then you need **HYPERZAP!** On the market for 3 years, **HYPERZAP** is more than just another disk copying program - it is the program for analyzing, copying, repairing, creating floppy disks of all kinds. It works with TRS-80 formats as well as many others such as CP/M, PC, CoCo etc. Designed to handle mixed density sectors on any track in any sequence. Many features for reading, writing, editing track and sector data. **Hyperzap** is the tool that lets you be in charge. **Make your own self booting disks.** Take your own CMD file and turn it into a dual booting Mod 1/III/IV disk. **Autopilot mode** allows learns, saves and repeats procedures. Disk comes with fascinating examples. Use **Hyperzap** as a learning tool - find out how things are done!

HYPERZAP 3.2G - nothing else even comes close! \$49.95 ppd

Exciting New Programs

Here is an abbreviated list of some of the new programs we have added to our catalog. Except where noted they are for Model 1, 3 and 4/4P (in 3 mode).

| | |
|---|--------------|
| Hartforth First Class FORTH for TRS80 1, 3 or 4 versions | \$65.00 |
| Pascal Superb Editor, Compiler and Run-Time | \$65.00 |
| Enigma Encrypt your files like in World War II | \$29.95 |
| Driver Compiler Make your own printer drivers | \$23.95 |
| A.C. Circuit analysis program | \$49.95 |
| Mysterious Adventure Series 1-10 3 or 4 per disk | \$29.95 |
| Seawolf, Frenzy, Temple of Basi, Dreamworld games | each \$16.95 |
| Airbus, Concorde, DC-10, Jumbo Flight Simulators | each \$24.95 |

Still available: 68000 Assembler, TMDD, Zipload and Arranger II.

HYPERSOFT

PO Box 51155, Raleigh, NC 27609

(919) 847-4779


Check, COD, Mastercard and Visa Accepted



Personal Integrated Computers

18013 SkyPark Circle, Ste. D., Irvine, CA 92714

COMPARE PERFORMANCE



Disk Drive \$599.00
30 Day Refund Guarantee

DISC

- Lg. package software
- **360K** storage per disk
- **318K** file size
- **60x8** display
- Rechargeable during use & powers your computer
- OP system: **CP/M**
- **Direct Disk Access**

TANDY

- No applic. software
- **100K** storage per disk
- **29K** max file size
- **10x8** display
- Not rechargeable
- OP system:
- **Load-Store Only**

**NOW: VIDEO INTERFACE
FREE BASIC INTERPRETER**

For catalog,




1-800-421-6300

literature

1-714-261-0503

Trademarks: Tandy, Tandy Corp; Cp/M-Digital Research

**UNINTERRUPTIBLE
POWER SYSTEMS**
By Sun Research



For complete protection from **Blackout**, **Brownout**, **Surge** and **Spike** specify a **MAYDAY** Uninterruptible Power System by **SUN RESEARCH**.

Eliminate costly downtime and lost data caused by those momentary power losses. Protect your software and hardware from damage caused by sudden drops in line voltage. Isolate your computer system completely from the AC wall circuit with a **MAYDAY** continuous (On-Line) Uninterruptible Power System. Give all your components clean 60Hz sine wave

power for efficient operation at a price you can afford.

Available in 150, 300, 600, 1000 and 1500 VA Capacities.



**MAYDAY™ Division
SUN RESEARCH, INC.**
Old Bay Road, Box 210
New Durham, N.H. 03855
(603) 859-7110
1-800-443-1922

Continued from p. 31

Hello, Mainframe

by David Dalton

★★★★★

Teleterm runs on the Models III (48K), 4 (64K), and 1000/1200/2000 (256K). Teleterm Inc., P.O. Box 217, Willingboro, NJ 08046, 609-877-4900. \$195. Express Order Software numbers 90-0117 (Model 4 version); 90-0116 (Model 2000 version); 90-0250 (Model 1000/1200 version).

Easy to use: ★★★★★

Good docs: ★★★★★

Bug free: ★★★★★

Does the job: ★★★★★

If you use your computer and modem only to call bulletin boards or networks such as CompuServe, you don't really need a terminal emulator, software that makes your computer mimic a particular type of terminal so a mainframe gets full control of your screen. However, if you regularly access mainframes or minicomputers, terminal emulation can be essential.

Teleterm is an excellent emulation program. It's powerful and easily configured, with easy-to-use menus. It has a built-in text editor and it can operate unattended to handle tasks like automatic file transfers. It also supports XMODEM error-checking. Teleterm can even handle the Model 4's block graphics.

Emulation

A terminal (or computer) calling a host computer must first identify its terminal type. Programs on the host will then have full control of the calling computer's screen. Teleterm comes with emulation tables for several common terminals, including DEC's VT-100 and VT-102, Televideo's 910 and 925, Lear-Sigler's ADM5, and Adds' Viewpoint. It can also emulate the TRS-80 Model 16 console. If you have some programming experience, you can create your own emulation tables using Teleterm's menus.

Terminals respond to codes sent from the host computer. These codes do all sorts of things: tell the cursor to move to any position on the screen, open a blank line between two lines of text, delete a line of text and close the gap, switch to reverse video, and so on. The host computer maintains a data base of control codes for any number of terminals.

Using Teleterm

I tested Teleterm mainly as a VT-100 emulator, calling into a Unix system. The Unix screen editor called "vi" worked just fine with Teleterm. I even tried it out with a program that creates

overlapping windows on the screen. Teleterm's graphics capabilities produced neat windows and it handles reverse video perfectly. Teleterm is set up to use Hayes and Hayes-compatible modems and the Radio Shack Modem II. The auto-dial function worked flawlessly with my U.S. Robotics modem, which is Hayes-compatible. I also tried Teleterm on a high-speed direct-wired link using a null modem cable. Baud rates of up to 9,600 worked with no problem.

All Teleterm's functions are menu-driven. It comes with an excellent setup utility called Creator, which takes you step by step through a series of menus asking you how you want Teleterm configured. These are classy menus with flashing hands pointing out where you are and little check marks to show you which options you have selected. Everything about Teleterm seems to be adjustable: RS-232 parameters, video configurations, CTS/RTS signals, DTR indicators, XON/XOFF parameters, nulls, and break timing. You can also edit its input/output tables for RS-232, printer, video, graphics, and keyboard input, with menus to help you along.

The text editor is quite handy. You can invoke it from DOS or with a command while still connected to a host computer. You can use it to edit disk files or the memory buffer.

File Transfers

Teleterm offers options for file transfers, including XMODEM protocol and a special Teleterm protocol, which you can use only with another computer running Teleterm. You can transfer an ASCII buffer from disk or memory using XON/XOFF flow control, with or without prompts. You can also automate file transfers for a predetermined time of day. Teleterm has an unattended mode, which uses unattended operation files. These are ASCII files that store commands for Teleterm to execute, such as dialing, automatic log-on, and automatic file transfers. This smart function even includes a Case command to allow decision-making and branching in the unattended-operation file. Setting up these files requires some programming experience.

Conclusion

The Teleterm manual isn't elegantly printed, but it's fat and full of technical information, with many sample screens. My main complaint is the lack of an index (though there is a good table of contents).

Teleterm can turn a micro into a smart terminal with the added plus of disk storage. It could be useful in businesses where desktop computers need to communicate with their mainframe and minicomputer counterparts. ■

Window Watching

by Edward Spitzbarth III

★★★

SASSE and Memoir run on the Model III (48K) and require TRSDOS 1.3 and one disk drive. En Fleur Corp., 2494 Sun Valley Circle, Silver Spring, MD 20906, 301-598-4532. \$75.

Easy to use: ★★☆☆☆

Good docs: ★★☆☆☆

Bug free: ★★☆☆☆

Does the job: ★★☆☆☆

SASSE is a Model III free-form filing system that can be used as a data base manager. Memoir, a memory-resident notepad, works with SASSE or independently. While SASSE uses windows in an interesting way, it has some aggravating problems. There are too many windows to move through, and basic functions like paging through a file and entering data are unusually cumbersome.

Features

The SASSE master disk comes with a do-file that automatically backs up the disk. When you run the program, it displays a window with two smaller windows inside, one of which contains the main menu. You scroll through the menu with the up- and down-arrow keys and use the enter key to select one of the options. The other small window constantly scrolls the name of the program, serial number, time, date, name of file open, and other information about that file.

When SASSE reads a file, it replaces the main menu window with four overlapping windows. The current record, of which only part is shown, is on top; you scroll through it using the up- and down-arrow keys. Hitting the break key enlarges the window so you can see more of the record at once. The right- and left-arrow keys move you sequentially through the file, one record at a time. As you do this, previous records are pushed to the windows underneath the current one.

I wouldn't want to scroll through a file with many records, because the program redraws the windows every time you push a left- or right-arrow key, making the paging process long and tedious.

From the Read mode, you can press the enter key to bring up the main menu and perform any of the menu's operations on the file. Selecting the Write option opens another window containing the Write menu, which lets you create a new file or add a record to an existing file.

If you choose to create a new file, the program asks you for a file name. One annoying problem with SASSE is that

you can't escape this prompt; you have no choice but to make a new file.

After naming the file, you create a format for the file's records. For example, you could format an address file with the fields:

Name: _____
 Address: _____
 City: _____ State: _____ Zip: _____

SASSE includes this template in every record you add.

When you opt to add a new record from the Write menu, you encounter one of the program's major problems. SASSE doesn't automatically position the cursor after the field names, so you have to space over them manually. This makes data entry unforgivably slow and tedious. You can use the left-arrow key to delete, but it deletes field names, too. The delete function, shift/down-arrow/D, didn't work.

The Edit menu lets you edit a record or kill a file. You can't delete individual records, which seems odd. The editing keys are the same as those you use to add a record.

As with creating a file, you can't escape the delete file prompt once you call it up. You have to kill a file or reboot the computer.

SASSE supposedly sorts files by their records' first lines, skipping over the field name. I couldn't get this to work with the files I created. Also, the program should permit sorts by any field, not just the first.

From the Print menu, you can print out the current record or the entire file.

Memoir

The package includes the Memoir program, which you can use with or without SASSE. Memoir uses a small menu window and a larger display window, and features an appointment calendar, a list of area codes, penmanship tips, and a metric conversion table. You can also create your own notes. The displays suffer from occasional misspellings.

Conclusion

The SASSE documentation consists of two small manuals: the *Operations and Reference Manual* and the *Help and Reference Manual*. Only the *Operations and Reference Manual*, which gives fairly good descriptions of each function, is really useful. The *Help and Reference Manual's* descriptions are vague. Both manuals are stored on disk and can be accessed from the main menu. Memoir has no printed documentation, but you can call an instruction file from its menu.

While SASSE and Memoir are unique in the way they use windows, their shortcomings make them less than useful for serious applications. ■

Electric Webster Grammar and Style Checker

★★★★★

Electric Webster Grammar and Style Checker runs on the Model 4 (64K) and requires one disk drive (two are recommended). Cornucopia Software Inc., P.O. Box 6111, Albany, CA 94706, 415-524-8098. Grammar and Style Checker, \$49.95; Hyphenation, \$49.95. (You must also own the Electric Webster Spelling Checker, \$89.95; \$149.95 with correcting feature.)

Grammar checkers, of course, can't really analyze sentences for grammar, at least not yet. But they can find errors in your word processor documents that a spelling checker will miss. The Electric Webster Grammar and Style Checker is an excellent addition to Model 4 Electric Webster (for a review of the spelling checker, see March 1985, p. 116). It checks your file against a data base of questionable words and phrases and lets you decide whether to accept the program's recommendation. It can also flag punctuation and capitalization errors.

The setup takes a lot of disk space. Two disks must contain your DOS and word processing program, Electric Webster's 50,000 word dictionary, the grammar checker's 22.5K data base, all of Electric Webster's command files, and your document. You'll probably want to kill off Basic to make room.

Electric Webster's Install utility takes you through installation step by step, prompting for the information it needs. You configure the grammar checker to flag or ignore categories such as awkward phrases, words that sound alike and are sometimes confused, imprecise words, possible double negatives, the passive voice, slang, and cliches. You can also set the program to flag words, sentences, and paragraphs that exceed the length you specify.

Like the Electric Webster spelling checker, the grammar checker is menu-driven and is a breeze to use. After you've checked your spelling, the program asks if you want to check grammar. It displays the questionable phrases it finds, and a menu gives you the options of leaving the phrase as is, typing in a change, or accepting the program's suggestion.

The data base of questionable words and phrases is good. If you know your bad habits, you can add to the list. After checking grammar, Electric Webster displays a list of statistics, including number of words, average sentence length, and average paragraph length.

The hyphenation feature, sold as a separate option, is useful only with Allwrite, Lazywriter, or LeScript, word processors that use discretionary, also called soft, hyphens. A soft hyphen indicates where the program can split words when breaking lines of text. Electric Webster's hyphenation feature scans a document and installs soft hyphens in the proper places. This makes hyphenating your printouts automatic and correct.

Hyphenation is also done from a menu. The process is very fast. When you return to your document, you'll see the soft hyphens. I use this option with LeScript, which displays the hyphens as blinking characters.

Electric Webster, with its Grammar and Hyphenation options, offers fast, easy, complete checking of your documents. You'd be surprised how many pesky errors it will find.

—David Dalton

BSORT51

★★★★★

BSORT51 runs on the Model III (48K) and requires one disk drive. Misosys, Inc., PO Box 239, Sterling, VA 22170-0239. 703-450-4181. Call for price.

A good Basic interpreter should come equipped with a high-speed sort utility. Model III Basic does, which is more than you can say for the Model 4. But the III's CMD"O" sort function suffers from a few serious weaknesses. It limits string arrays to one dimension, sorts only in ascending order, and provides insufficient error-trapping. Logical Systems' BSORT 51 offers the Model III user a much more versatile sort utility.

BSORT51 works as an overlay, which means Basic loads it in from disk when you call it. The statement CMD"BSORT 51, followed by the appropriate parameters, invokes the sort. The two major parameters are a primary sort array and the number of elements to be included in the sort. As with all other BSORT51 array types, the primary sort array can be integer, single-precision, double-precision, or a string array. And the array can be one- or two-dimensional.

Besides simple single-level array sorts, you can do multilevel sorts by specifying secondary sort arrays in the parameter list. Additionally, you can do tag arrays, which take on the order of the sort. Although the tag arrays are reordered with the primary sort array, multilevel sorting is not performed on them as would be done on a secondary sort array.

Other advanced features include mid-string sort keys for easy sorting of complex record strings containing multiple

fields, optional index arrays for disk file handling, and complete error-trapping to prevent attempts to sort past array boundaries.

The manual, though only 13 pages long, adequately explains BSORT51's advanced features, and is full of examples for putting the program through its paces.

Without a doubt, BSORT51 is the finest Basic sort utility available for the Model III. Even if you do only a modest amount of sorting, it demands a place in your software library.

—Mark Goodwin

Multiple Choice

★★★★★

Multiple Choice runs on the Tandy 1000 and 1200 (256K) and requires one disk drive. Awesome Technology Inc., 177 Webster St. Ste. A-416, Monterey, CA 93940, 800-548-2255 ext. 803. \$64.

While Multiple Choice from Awesome Technology is not awesome, it is worth the \$64 the company is asking for it. Billed as the "Poor Man's TopView," Multiple Choice is a multi-tasking utility that lets you switch from one application program to another with a single keystroke. You can have up to eight applications in memory at one time, depending on how much memory is available. And the more memory available, the better Multiple Choice works. You would want at least 512K to get the most out of it.

Multiple Choice divides your computer's memory into what are called channels. Each program in memory is run in one of the assigned channels. Say, for example, WordStar is running in channel 6 and channel 1 is currently in use at the DOS A> prompt. You can start a directory listing in channel 1, then switch to channel 6 by pressing the control-6 key combination. The WordStar menu appears on the screen. Switch back to channel 1, and the DOS has finished its directory listing.

The program can take a "snapshot" of the screen and save its contents to disk so you can integrate information from various sources in one application. Another nice feature is its ability to run background programs such as Borland's Sidekick. Install Sidekick before running Multiple Choice, then call it from any channel currently executing.

The program is easy to use and lives up to every claim the manufacturer makes. The documentation, in the form of a file on the distribution disk, is clear and complete.

If you need to run multiple applications simultaneously, Multiple Choice is a much better buy than IBM's TopView.

—Gary A. Shade

The Tandy 200 Portable Computer

★★★★★

The Tandy 200 Portable Computer. David A. Lien. 595 pp. paperback, 7 by 9 inches. Tandy/Radio Shack, One Tandy Center, Fort Worth, TX. Catalog number 26-3869. \$19.95.

If the Tandy 200 is your first computer, I strongly suggest you get *The Tandy 200 Portable Computer*. Although Tandy includes a user's manual with the computer, it's more a reference than a tutorial. David Lien's book goes into the details a neophyte needs.

The book is divided into two sections plus nine appendices and an index. The first section tells how to set up the 200 and describes its word processing, scheduling, address, spreadsheet, and telecommunications functions. The second section teaches you Basic programming.

Lien shows you where everything is on your computer. Each description is accompanied by a diagram of the computer and keyboard with the appropriate keys indicated. This section is much better than the one in the Tandy manual.

While the chapters describing Text won't turn you into a professional key puncher, they are again better than the Tandy manual. Schedule, Address, and MSPLAN get one chapter apiece. While Schedule and Address are simple enough, MSPLAN is complex and deserves more thorough treatment. And the example in the MSPLAN chapter was so simplistic as to be useless (illustrating how to add two numbers in a spreadsheet).

The five chapters on Telcom and telecommunications cover hardware needs, explain how to download and upload a letter to CompuServe (you get a password and one hour of free time on CompuServe when you buy your Radio Shack modem cable), and tell how to hook up the 200 to a Model III and to another 200. While it isn't exhaustive, this section provides enough information to get you started.

The section on Basic starts with a simple program. Each chapter builds on the previous one and ends with a brief recap. After you've mastered the simpler commands and have learned how to edit, you're given programming assignments to apply what you've learned.

Cartoons throughout the book liven things up. Boxes in the text highlight information or ask questions to provoke a little thought about the subject at hand.

Despite its incomplete treatment of MSPLAN, this book is a must-have for any new Tandy 200 owner.

—Terry Kepner

FOR TRS-80 MODELS 1, 3, 4, 4P
IBM PC/XT, AT&T 6300, ETC.

THE COMPLETE FORTH GETS A MAJOR UPDATE: MMSFORTH V2.4

- A total software environment: custom drivers for printer, video and keyboard improve speed and flexibility. (New TRS-80 M.4 version, too!)
- Common SYS format gives you a big 395K (195K single-sided) per disk, plus a boot track!
- Common wordset (79-Standard plus MMSFORTH extensions) on all supported computers.
- Common and powerful applications programs available (most with MMSFORTH source code) so you can use them compatibly (with the same data disks) across all supported computers.
- Very fast compile speeds and advanced program development environment.
- A fantastic full-screen Forth Editor: Auto-Find (or -Replace) any word (forward or back), compare or Pairs-Edit any two ranges of blocks, much more.
- Temporary dictionary areas.
- QUANS, VECTs, vectored I/O, and many more of the latest high-performance Forth constructs.
- Manual and demo programs are bigger and better than ever!
- Same thorough support: Users Newsletter, User Groups worldwide, telephone tips. Full consulting services.
- Personal Licensing (one person on one computer) is standard. Corporate Site Licensing and Bulk Distribution Licensing available to professional users.

MMSFORTH

IT'S BETTER THAN EVER.

The total software environment for IBM PC/XT, TRS-80 Model 1, 3, 4 and close friends.

- Personal License (required):
MMSFORTH V2.4 System Disk \$179.95
(TRS-80 Model 1 requires lowercase, DDEN, 1 40-track drive.)
- Personal License (additional modules):
FORTHCOM communications module \$ 40.95
UTILITIES 40.95
GAMES 39.95
EXPERT-2 expert system 60.95
DATAHANDLER 58.95
DATAHANDLER-PLUS (PC only, 128K req.) 99.95
FORTHWRITE word processor 99.95
- Corporate Site License Extensions from \$1,000
- Bulk Distribution from \$300/50 units.
- Some recommended Forth books:
STARTING FORTH (programming) 19.95
THINKING FORTH (technique) 15.95
BEGINNING FORTH (re MMSFORTH) 16.95

Shipping/handling & tax extra. No returns on software. Ask your dealer to show you the world of MMSFORTH, or request our free brochure.

MILLER MICROCOMPUTER SERVICES
61 Lake Shore Road, Natick, MA 01760
(617) 653-6136

Aiming High

by Milton T. Simpson

Having a 64K CoCo without OS-9 can be like having money in the bank without a way to get it out. The 64K Enable program (*HOT CoCo*, June 1985, p. 40) opens up the upper 32K of memory, but only cartridge memory, addresses 49152-65279, remains completely usable because Color Basic (or Extended Color Basic) and input/output functions reside in high memory. Often it's as easy to write a program that uses the cartridge memory area of the CoCo's upper 32K.

Storing machine-language routines in upper memory is the usual method for using high memory; you can load your program from Assembly language or POKE it into memory using a Basic loader. You can also POKE data into high memory from a Basic program in low memory, thus freeing space in low memory for longer, more complex programs. I'll illustrate the procedure using Cash, a routine that uses high memory as an accumulator for financial data (see Program Listing 1). In my application, a Basic program loads the files from tape, POKES the data into high memory, and later PEEKs the same data back into Basic to produce a printout of a summary.

Taking a PEEK

Since Cash deals with both real numbers (a whole number with a decimal fraction—e.g., 12.50) and integers (a whole number without a decimal fraction—e.g., 12), I wrote Demo to examine how PEEKs and POKES affect such values (see Program Listing 2). When you enter a number, Demo POKES it into memory location 16000 and then PEEKs the value stored at 16000 onto the screen.

Experimenting with Demo reveals that the CoCo PEEKs 1 to the screen when you POKE in a value of 1. However, if you POKE 1.1, Demo PEEKs 1 to

```

K = 1 VALUE = 1.75 ADDRESS = 29500
K = 2 VALUE = 99.75 ADDRESS = 29503
K = 3 VALUE = 167,772.15 ADDRESS = 29506
K = 4 VALUE = 99,999.99 ADDRESS = 29509
K = 5 VALUE = 100,000.00 ADDRESS = 29512
K = 1 VALUE = 1.75 ADDRESS = 29502
K = 2 VALUE = 99.75 ADDRESS = 29505
K = 3 VALUE = 167,772.15 ADDRESS = 29508
K = 4 VALUE = 99,999.99 ADDRESS = 29511
K = 5 VALUE = 100,000.00 ADDRESS = 29514

```

Figure. Example of output from Cash.

the screen. Similarly, entering 255 returns 255; entering 255.99 returns 255. Before deciding how to resolve this discrepancy, you must consider another factor. Because the CoCo has 8-bit memory, it can store only whole numbers between zero and 255. If you type in a value greater than or equal to 256, you get an FC error message for line 30.

For Cash to work properly, you must provide a way to handle numbers greater than 256 as well as decimal fractions. To understand the principles of the solution, assume that you can store only whole numbers between zero and nine. If you want to use 9.87, you must first multiply it by 100 to eliminate the decimal fraction. Of course, you will eventually divide by 100 to restore the original value.

To work with the new number, 987, you must express it as $9*100+8*10+7*1$. If you establish a consecutive series of addresses and assign a multiplier to each address, you can store 9 at the 100 address, 8 at the 10 address, and 7 at the 1 address. By setting up an "address book," you can later look up the contents and restore the original value by multiplying each digit by its multiplier, summing the results, and dividing by 100.

Cashing In

Examine Cash more closely to see how this technique works. Line 10 sets the index for the address book formula. I chose address 29500 so that Cash would run without 64K Enable. You can use any address in RAM that doesn't overwrite a function you need. (If you choose to run 64 Enable, you can safely use 49152, but

Program Listing 1. Cash.

```

10 B=29500
20 FORK=1TO5
30 PRINT:INPUT"ENTER ANY NUMBER
FROM B TO 167772.15";A
40 AD=B+(K-1)*3
50 GOSUB160
60 A=A*100
70 GOSUB190
80 NEXT:PRINT#-2,"
90 FORK=1TO5
100 AD=B+(K-1)*3
110 GOSUB320
120 A=(65536*MS+256*LS+DS)/100
130 GOSUB160
140 NEXT
150 END
160 PRINT#-2,USING" K = ##";K;:
PRINT#-2,USING" VALUE = ###,###
,###.##";A;
170 PRINT#-2,USING" ADDRESS = #
###";AD
180 RETURN
190 MS=INT(A/65536)
200 LS=65536*(A/65536-MS)
210 LS=INT(LS/256)
220 DS=256*(LS/256-LS)
230 XX=DO-INT(DO)
240 IFXX>.5 THEN DS=INT(DO)+1ELSE
DS=DO
250 IFMS>255 THEN PRINT:PRINT"MSBI
T TOO BIG ";NUMBER="";A;K=K-
1;RETURN
260 POKEAD,MS
270 AD=AD+1
280 POKEAD,LS
290 AD=AD+1
300 POKEAD,DS
310 RETURN
320 MS=PEEK(AD)
330 AD=AD+1
340 LS=PEEK(AD)
350 AD=AD+1
360 DS=PEEK(AD)
370 RETURN

```

End

Program Listing 2. Demo

```

10 INPUT"ENTER A NUMBER";A
20 PRINTA
30 POKE16000,A
40 PRINTPEEK(16000)
50 GOTO10

```

End

System Requirements

64K RAM
Color Basic

Telewriter-64™

the Color Computer Word Processor

- **3 display formats: 51/64/85 columns × 24 lines**
- **True lower case characters**
- **User-friendly full-screen editor**
- **Right justification**
- **Easy hyphenation**
- **Drives any printer**
- **Embedded format and control codes**
- **Runs in 16K, 32K, or 64K**
- **Menu-driven disk and cassette I/O**
- **No hardware modifications required**

THE ORIGINAL

Simply stated, Telewriter is the most powerful word processor you can buy for the TRS-80 Color Computer. The original Telewriter has received rave reviews in every major Color Computer and TRS-80 magazine, as well as enthusiastic praise from thousands of satisfied owners. And rightly so.

The standard Color Computer display of 32 characters by 16 lines without lower case is simply inadequate for serious word processing. The checkerboard letters and tiny lines give you no feel for how your writing looks or reads. Telewriter gives the Color Computer a 51 column by 24 line screen display with *true lower case characters*. So a Telewriter screen looks like a printed page, with a good chunk of text on screen at one time. In fact, more on screen text than you'd get with Apple II, Atari, TI, Vic or TRS-80 Model III.

On top of that, the sophisticated Telewriter full-screen editor is so simple to use, it makes writing fun. With single-letter mnemonic commands, and menu-driven I/O and formatting, Telewriter surpasses all others for user friendliness and pure power.

Telewriter's chain printing feature means that the size of your text is never limited by the amount of memory you have, and Telewriter's advanced cassette handler gives you a powerful word processor without the major additional cost of a disk.

...one of the best programs for the Color Computer I have seen

— Color Computer News, Jan. 1982

TELEWRITER-64

But now we've added more power to Telewriter. Not just bells and whistles, but major features that give you total control over your writing. We call this new supercharged version Telewriter-64. For two reasons.

64K COMPATIBLE

Telewriter-64 runs fully in any Color Computer — 16K, 32K, or 64K, with or without Extended Basic, with disk or cassette or both. It automatically configures itself to take optimum advantage of all available memory. That means that when you upgrade your memory, the Telewriter-64 text buffer grows accordingly. In a 64K cassette based system, for example, you get about 40K of memory to store text. So you don't need disk or FLEX to put all your 64K to work immediately.

64 COLUMNS (AND 85!)

Besides the original 51 column screen, Telewriter-64 now gives you 2 additional high-density displays: 64 × 24 and 85 × 24!! Both high density modes provide all the standard Telewriter editing capabilities, and you can switch instantly to any of the 3 formats with a single control key command. The 51 × 24 display is clear and crisp on the screen. The two high density modes are more crowded and less easily readable, but they are perfect for showing you the exact layout of your printed page, *all on the screen at one time*. Compare this with cumbersome "windows" that show you only fragments at a time and don't even allow editing.

RIGHT JUSTIFICATION & HYPHENATION

One outstanding advantage of the full-width screen display is that you can now set the screen width to match the width of your printed page, so that "what you see is what you get." This makes exact alignment of columns possible and it makes hyphenation simple.

Since short lines are the reason for the large spaces often found in standard right justified text, and since hyphenation is the most effective way to eliminate short lines, Telewriter-64 can now promise you some of the best looking right justification you can get on the Color Computer.

FEATURES & SPECIFICATIONS:

Printing and formatting: Drives any printer (LPV11-VIII, DMP-100/200, Epson, Okidata, Centronics, NEC, C. Itoh, Smith-Corona, Terminus, etc).

Embedded control codes give full dynamic access to intelligent printer features like: underlining, subscript, superscript, variable font and type size, dot-graphics, etc.

Dynamic (embedded) format controls for: top, bottom, and left margins; line length, lines per page, line spacing, new page, change page numbering, conditional new page, enable/disable justification.

Menu-driven control of these parameters, as well as: pause at page bottom, page numbering, baud rate (so you can run your printer at top speed), and Epson font. "Typewriter" feature sends typed lines directly to your printer, and Direct mode sends control codes right from the keyboard. Special Epson driver simplifies use with MX-80.

Supports single and multi-line headers and automatic centering. Print or save all or any section of the text buffer. Chain print any number of files from cassette or disk.

File and I/O Features: ASCII format files — create and edit BASIC, Assembly, Pascal, and C programs, Smart Terminal files (for uploading or downloading), even text files from other word processors. Compatible with spelling checkers (like Spell 'n Fix).

Cassette verify command for sure saves. Cassette auto-retry means you type a load command only once no matter where you are in the tape.

Read in, save, partial save, and append files with disk and/or cassette. For disk: print directory with free space to screen or printer, kill and rename files, set default drive. Easily customized to the number of drives in the system.

Editing features: Fast, full-screen editor with wordwrap, block copy, block move, block delete, line delete, global search and replace (or delete), wild card search, fast auto-repeat cursor, fast scrolling, cursor up, down, right, left, begin line, end line, top of text, bottom of text; page forward, page backward, align text, tabs, choice of buff or green background, complete error protection, line counter, word counter, space left, current file name, default drive in effect, set line length on screen.

Insert or delete text anywhere on the screen without changing "modes." This fast "free-form" editor provides maximum ease of use. Everything you do appears immediately on the screen in front of you. Commands require only a single key or a single key plus CLEAR.

*...truly a state of the art word processor...
outstanding in every respect.*

— The RAINBOW, Jan. 1982

PROFESSIONAL WORD PROCESSING

You can no longer afford to be without the power and efficiency word processing brings to everything you write. The TRS-80 Color Computer is the lowest priced micro with the capability for serious word processing. And only Telewriter-64 fully unleashes that capability.

Telewriter-64 costs \$49.95 on cassette, \$59.95 on disk, and comes complete with over 70 pages of well-written documentation. (The step-by-step tutorial will have your writing with Telewriter-64 in a matter of minutes.)

To order, send check or money order to:

Cognitec
704 N. Nob St.
Del Mar, CA 92014

Or check your local software store. If you have questions, or would like to order by Visa or Mastercard, call us at (619) 755-1258 (weekdays, 8AM-4PM PST). Add \$2.00 for shipping & handling. CA residents add 6% state tax.

Now available at
Radio Shack stores
via express order.

be sure you don't overwrite functions residing above 65179—they contain Basic and input/output functions.)

Lines 20–80 define an input loop. In line 30, I set 167772.15 as the upper limit for A because the program must store three values between zero and 255. Therefore, you can store 16,777,216 values ($256 * 256 * 256$). Since the lowest value is zero, the highest value must be 16,777,215. You must divide this value by 100 if you want to include two decimal places; thus the upper limit is 167,772.15.

Line 40 calculates the starting storage address for each value you enter. The formula increments the index (B) by three for each value (K). If you must process a number higher than the stated limit, you can add addresses and increment the index accordingly. Line 50 sends the numbers you enter to a printer so that you can compare them with the values the program returns after POKING and PEEKING. Line 60 eliminates the

decimals. If you want to change Cash to accommodate more decimal places, you must increase the multiplier accordingly (e.g., multiply by 1,000 for three decimal places).

The subroutine beginning at line 190 calculates the values Cash POKEs into memory. Line 190 computes the value of the leftmost number, the most-significant byte. Lines 200 and 210 calculate the value of the next byte to the right; lines 220–240 calculate the value of the next byte. The formula in line 240 prevents the results of the division operation in previous lines from being incorrectly truncated. Without this line, the program would give 7.0 as the result if the operation produced a value of 7.999.

Line 250 contains an error trap to prevent an FC error if you violate the input limit. Lines 260–300 POKE the calculated values (MS) into the proper addresses (AD). Lines 270 and 290 increment the address by one to fill the "blanks" cre-

ated by the increment in line 40.

Up and Running

After you load and run Cash, you can type in the following sample values: 1.75, 99.75, 167772.15, 9999.99, and 100000.00. This produces the sample printout shown in the Figure. To satisfy yourself that this technique really works, you might want to experiment further with other values.

PEEKING and POKING information to and from high memory isn't difficult. If you know what addresses you can safely use, it's a matter of learning to manipulate data so that you can accurately recall the data you've stored. ■

Milton T. Simpson welcomes your comments or questions on this program. Write to him at 831 Hillcrest Drive, Martinsburg, WV 25401. Enclose a self-addressed envelope for a reply.

True to Form

by Lynard Barnes

In geometry, the shortest path between points is obvious, but that's not always true in the real world. When I needed to create a series of forms for the local library's computer center, using a word processor seemed the quickest way to do the job. Unfortunately, drawing lines proved tedious, and making the

small adjustments needed to perfect form design required extensive editing.

In the end, taking the time to write and debug Forms, a short Basic program, produced better results (see the Program Listing). Forms does all the work, prompting you for top and bottom titles, column (horizontal) and row (vertical) la-

bels, and form size. If the first printout doesn't match your expectations, you can quickly adjust the specifications and reprint the form.

Formula for Success

Type in the Program Listing and save it to tape. Once you've made preliminary design decisions, you're ready to run Forms. The opening prompt requests a top title. To omit this label, press the enter key to bring up the form-width prompt and then specify how many characters wide your form should be. Next, you must supply the number of lines the form will contain.

After you type in the number of column headings, Forms lets you choose centered or variable-width headings. If you choose to center column headings, Forms calculates a uniform column

COMPUTER SIGN-UP SHEET

| DAY/DATE | TIME | COMPUTER | SOFTWARE | |
|----------|------|----------|----------|-------|
| | | | | NAME: |
| | | | | NAME: |
| | | | | NAME: |
| | | | | NAME: |
| | | | | NAME: |
| | | | | NAME: |

Figure 1. Example of form produced using centered column headings.

System Requirements

16K RAM
Extended Color Basic
Printer

width using the value you supplied in response to the form-width prompt. Figure 1 contains four centered labels: form width was set to 40. If you choose not to center column labels, Forms uses only as much space for each column as is necessary to fit the label. In Fig. 2, for example, I entered 32 horizontal headings consisting of one space; the resulting form is 64 characters wide. If you need more space for a particular heading, pad the label with blank spaces.

Next, Forms displays the number of lines you've chosen and asks you to specify how many row headings you need. Using the values for the number of lines and headings, Forms computes the form length. The length of the form is rarely the same as that set in the number-of-lines prompt. Two variables work in tandem: The number of vertical headings (VH) is divided into the number of lines (FL), and if the result is not an even number, Forms reduces the number of lines for the form (see lines 200 and 240 of the Listing).

If the computed form length is not appropriate, type in N at the "Is this okay?" prompt and change the value accordingly. Once you've set a form length value, Forms asks whether you want row headings printed on the left or right. To print them on the left, you must also provide a maximum heading length. Forms then prompts you for the column and row headings and requests a bottom title.

Before printing out your form, you must specify whether you want to use the special print mode. As written, Forms uses 15, the condensed print code for my Epson MX-80 printer. If your printer uses another code, change the value of B in line 150. If your printer

CC VIDEO WORKSHEET

| | | | | | | | | | | | | | | | | | | | | | | | | | | | | | | | | | |
|-----|---|---|---|---|---|---|---|---|---|---|---|---|---|---|---|---|---|---|---|---|---|---|---|---|---|---|---|---|---|---|---|---|--|
| 0 | 1 | 2 | 3 | 4 | 5 | 6 | 7 | 8 | 9 | + | 1 | 2 | 3 | 4 | 5 | 6 | 7 | 8 | 9 | + | 1 | 2 | 3 | 4 | 5 | 6 | 7 | 8 | 9 | + | 1 | 2 | |
| 32 | | | | | | | | | | | | | | | | | | | | | | | | | | | | | | | | | |
| 64 | | | | | | | | | | | | | | | | | | | | | | | | | | | | | | | | | |
| 96 | | | | | | | | | | | | | | | | | | | | | | | | | | | | | | | | | |
| 128 | | | | | | | | | | | | | | | | | | | | | | | | | | | | | | | | | |
| 160 | | | | | | | | | | | | | | | | | | | | | | | | | | | | | | | | | |
| 192 | | | | | | | | | | | | | | | | | | | | | | | | | | | | | | | | | |
| 224 | | | | | | | | | | | | | | | | | | | | | | | | | | | | | | | | | |
| 256 | | | | | | | | | | | | | | | | | | | | | | | | | | | | | | | | | |
| 288 | | | | | | | | | | | | | | | | | | | | | | | | | | | | | | | | | |
| 320 | | | | | | | | | | | | | | | | | | | | | | | | | | | | | | | | | |
| 352 | | | | | | | | | | | | | | | | | | | | | | | | | | | | | | | | | |
| 384 | | | | | | | | | | | | | | | | | | | | | | | | | | | | | | | | | |
| 416 | | | | | | | | | | | | | | | | | | | | | | | | | | | | | | | | | |
| 448 | | | | | | | | | | | | | | | | | | | | | | | | | | | | | | | | | |
| 480 | | | | | | | | | | | | | | | | | | | | | | | | | | | | | | | | | |

Text Display

Figure 2. Example of form produced without centered column headings. To obtain the double line at the beginning of the sheet, leave the first column heading blank.

doesn't have a condensed print mode, type in N to print the form.

You may need to make other changes to adapt Forms to your computer system. In line 20, substitute CHR\$(58) for VR\$(if your printer doesn't have the vertical rule character CHR\$(124). To use Forms on

other TRS-80s, rewrite the PRINT#M statements in the print subroutine (beginning in line 1000) using LPRINT. ■

Write to Lynard Barnes at 320 S. Whipple St., Chicago, IL 60612.

Program Listing. Forms.

```

100 CLS: CLEAR: VR$(124): REM Vertical h
110 DIM HDS(MX) : REM Vertical h
120 VR$(CHR$(124)): REM Vertical R
130 UL$(CHR$(95)): REM Underline
140 E=27 : REM Escape Cod
150 B=15 : REM Code for C
160 SW=32 : REM Max screen
170 M=-2: CRS CHR$(13): REM Device
180 PRINT "P Form HAS TOP TITLE,
TYPE: PRINT NOW. PRESS enter
IF NONE.": INPUT T1$
190 INPUT "FORM WIDTH: "; LL
200 INPUT "NUMBER OF LINES: "; FL:
IF FL/2-INT(FL/2) THEN FL=FL+1
210 PRINT "horizontal headings": P
RINTTAB(5)"NUMBER: "; INPUT ACR
220 PRINTTAB(5)"CENTER IN COLUMN
(Y/N)": INPUT AS: IF LEFT$(AS,1)=""
Y THEN CNT=ELSE IF LEFT$(AS,1)=""N
THEN CNT=ELSE GOTO 220
230 PRINT "vertical titles (B-FL
-1)": PRINTTAB(5)"NUMBER: "; INP
UTVH: IF VH="" THEN VH=1: GOTO 280
240 IF FL/VH<>INT(FL/VH) AND FL<
MX THEN FL=FL-1: GOTO 240
250 PRINTTAB(5)"form length must
be"FL+3: PRINTTAB(5)"is this oka
y (Y/N)": INPUT AS: IF LEFT$(AS,1)=""
N" GOTO 190
260 PRINTTAB(5)"<left/right> SID
E (L/R)": INPUT AS: IF LEFT$(AS,1)=""
L" THEN DNT=1 ELSE IF LEFT$(AS,
1)=""R" THEN DNT=0 ELSE GOTO 260
270 IF DNT=1 THEN PRINTTAB(5)"MA
X LETTERS IN: "; INPUT VC: LL=LL-
VC
280 SP=LL/ACR: IF LL/ACR<>INT(LL/
ACR) THEN LL=LL+1: GOTO 280
290 PRINT "enter horizontal
headings": HAS=VR$: HBS=HAS+H2$+H
AS: IF CNT=1 THEN PRINT "maximum l
etters: "SP
300 REM ** horizontal heading: HA
S=TOP COLUMNAR HEADS HBS=COLUMN
AR FIELDS H2$=UNDERLINED FIELDS
HDS(1)=VERTICAL HEADS
310 FOR I = 1 TO ACR: PRINTTAB(5)
I": "; LINE INPUT AS: HB=LEN(AS):
HL=HL+HB: IF HB>SP AND CNT=1 THEN
PRINT "**EXCESS IGNORED: "; AS=
LEFT$(AS,SP-1): PRINTAS: GOTO 310
320 IF CNT=1 THEN SA=INT(SP/2)-(
LEN(AS)/2): SAS=STRINGS(SA,32)+AS
+STRINGS(SA,32): HDS=STRINGS(LEN(
SAS),32)+VR$: H2$=STRINGS(LEN(SA
),UL$)+VR$ ELSE SAS=AS: H2$=STRIN
GS(LEN(AS),32)+VR$: H2$=STRINGS(L
EN(AS),UL$)+VR$
330 HAS=HAS+SAS+VR$: HBS=HBS+H2$:
H2$=H2$+H2$: NEXT
340 IF DNT=1 THEN HCS=STRINGS(VC
,32): HAS=HCS+HAS: HBS=HCS+H2$: H2$
=HCS+H2$
350 PRINT "enter "VH" vertic
al headings: "; HDS=HBS
360 FOR I = 1 TO VH
370 PRINTTAB(5)I": "; LINE INPUT
AS
380 IF DNT=1 AND LEN(AS)>VC THEN
PRINT "too long. redo": PRINT: GOT
O 370
390 IF DNT=1 THEN HDS(I)=AS+STRIN
GS(VC-LEN(AS),32) ELSE HDS(I)=A
S
400 NEXT: REM printer mode
410 PRINT "P Form HAS BOTT
OM TITLE, TYPE: PRINT NOW. PR
ESS enter "P NONE.": INPUT T2$
420 SP=LEN(HAS): T2$=STRINGS(SP-L
EN(T2$),32)+T2$
430 PRINT "WANT SPECIAL PR
INT MODE (Y/N)": INPUT AS: IF LEFT$(
AS,1)=""Y" THEN PRINT#M,CHR$(E)C
HRS(B) ELSE IF LEFT$(AS,1)<>"N" T
HEN GOTO 430
440 REM * M=-2 for printer: prin
t form
450 CLS: PRINT: PRINT "FORM TO PRIN
TER...": GOSUB 1000
460 CLS: PRINT: PRINT "WANT ANOTHER
COPY (Y/N)": INPUT AS: IF LEFT$(A
S,1)=""N" THEN CLS: END ELSE IF LEF
T$(AS,1)=""Y" THEN GOT 440 ELSE
GOTO 460
1000 REM ** output M=-2 to print
er M=-1 to printer
1010 "P TIS<>" THEN PRINT#M,T1$
: PRINT#M,CRS
1020 VP=INT( L/VH): X=0: CNT=1: HU=1
: PRINT#M, HAS: PRINT#M,H2$
1030 X=X+1: IF X=VH THEN X=1
1040 IF DNT=1 AND CNT=1 THEN PRIN
T#M,H2$ ELSE IF DNT=1 AND X=1 CH
EN PRINT#M,HDS(1): RIGHT$(H2$,LE
N(H2$)-VC): PRINT#M,H2$
1050 IF CNT=1 THEN GOTO 1000
1060 IF ACR AND CNT=1 THEN GOTO
1000
1070 HU=HU+1: PRINT#M,VP: LSE
IF HU=VH THEN HU=1: PRINT#M
: PRINT#M(1): PRINT#M(1): GOTO 1000
1080 IF DNT=1 THEN PRINT#M,H2$
1090 IF DNT=1 THEN PRINT#M,H2$
1100 HU=HU+1: IF HU<VH+1 THEN GOT
O 1030
1110 IF T2$="" THEN PRINT#M,T2$
1120 RETURN
1130 END

```

Draft Pix

by Joe Finamore

The growing array of computerized drawing programs has awakened an interest in computer-aided design and graphics among Color Computer enthusiasts. While Extended Color Basic's commands simplify graphics programming, the CoCo's limited resolution—256 by 192 in PMode 4—makes producing detailed drawings difficult.

You can't improve screen resolution, but you can get more detailed printouts if you create a buffer to store information and use windowing to display part of the buffer on-screen. Draft (Program Listing 1), a multifunction drafting program, does just that, dividing the buffer into overlapping quadrants and displaying a PMode 4 screen in the window (see Fig. 1).

You control cursor movement with the arrow keys or a joystick and enter commands from the keyboard. Draft accepts text typed in from the keyboard, lets you select from 15 print sizes for letters and numbers, and saves and loads picture files to and from tape. An Assembly-language routine dumps the entire buffer to a printer; the resulting printout is a clean, accurate drawing (see Fig. 2).

To give you a complete view of Draft's features and programming techniques, I'll explain how to run the program, provide a complete list of commands, annotate program structure, and offer advice on adapting Draft to disk-drive systems.

In the Running

Type in and save Draft to tape. To create a machine-language file from the Basic driver, type in Program Listing 2 and run it. Then save the file directly after the Basic listing by typing in:

```
CSAVEM"DISPLA",&H3400,&H34E8,&H3400
```

To use the program, load and run Draft, leaving the cassette recorder's

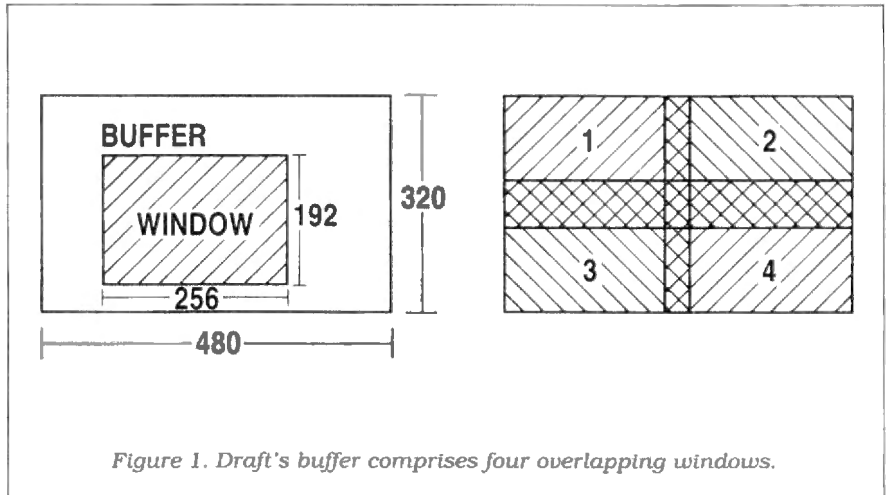


Figure 1. Draft's buffer comprises four overlapping windows.

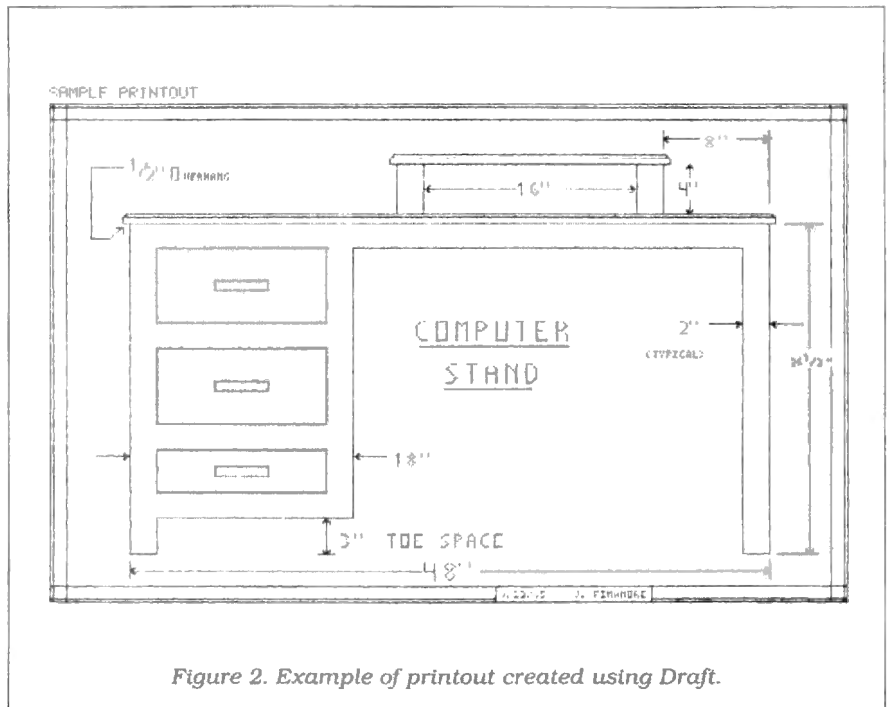


Figure 2. Example of printout created using Draft.

System Requirements

32K RAM
Extended Color Basic
Cassette
Disk drive (with changes)
Joystick

play button depressed until the machine-language file loads. Draft prompts you for the scale of the drawing and displays a blinking cursor centered in a blank screen.

Draft uses a number of single-key-stroke commands to control cursor movement, line placement, text insertion, and file management (see Table 1).

The screen window moves (scrolls) eight dots in the appropriate direction whenever the cursor "bumps" into the edge of the screen.

After you invoke the L command and set the first point, you can't scroll to another screen. If you need to draw a line that is longer than the screen allows, draw a partial line and scroll the screen

J&M's New JFD-CP Disk Controller Speaks for Itself!

My 28-Pin EPROM socket accepts 64K device or NEW 128K JDOS 1.2.

This new WD1773 controller chip has built-in data separator & precompensation circuits.

RS DOS plugs right into this 24-pin EPROM socket. (RS DOS not included)

My gold contacts ensure high reliability.

Because they are fully buffered, my I/O lines are more dependable.

You can use this 8-bit parallel port to support a Centronics compatible parallel printer or a Winchester hard drive.

Select ROM A or ROM B with this external switch—no need to unplug controller!

JUMPERS: J1 IN—6ms head step rate; OUT—30 ms head step rate
 J2 IN—serial printer; OUT—parallel printer
 Jumper defaults apply only to JDOS.

New JFD-CP DISK CONTROLLER \$149

Our new JFD-CP has redefined the state-of-the-art for Color Computer users. Gold contacts and fully buffered I/O lines ensure maximum reliability, and the JFD-CP is plug compatible with both the original COCO and the COCO-2.

New JDOS 1.2

JDOS implements all RS DOS commands, plus many more, including:

- auto line numbering
- error trapping
- baud rate selection
- OS/9* boot from floppy or hard drive
- Memory Minder†—the most advanced disk drive analysis system on the market (Dysan diagnostic diskette not included)

DRIVE 0 SYSTEM \$289

Upgrade your Color Computer by adding our new JFD-CP disk controller, supercharged JDOS operating system, and a top quality drive with case and power supply: All for only \$289! Comes complete with cable and manual.

- Drive 0 System with one single side drive \$289
- Drive 0 System with one double side drive . . . \$359
- Drive 0,1 System with two single side drives . . \$429
- Drive 0,1 System with two double side drives . . \$499

MEMORY MINDER†

Memory Minder is a disk drive test program now included in JDOS. Used with a Dysan digital diagnostic disk, Memory Minder allows you to check your drives for speed, alignment, sensitivity, hysteresis, and more! You can actually align the drives while viewing the graphics on the screen. No special equipment needed!

DIAGNOSTIC DISKETTES

- 508-200: Tests single side disk drives \$26
- 508-400: Tests double side disk drives \$33

Memory Minder is available on diskette for those who don't own a JFD-CP Controller with JDOS. Includes Dysan diagnostic diskette.

- Single Side Memory Minder Package \$79
- Double Side Memory Minder Package \$99

*OS/9 is a registered trademark of Microwave, Inc.
 †Memory Minder is a registered trademark of J&M Systems, Inc.

To order, call (505) 292-4182, or send payment with order to:



J&M SYSTEMS, LTD.

15100-A CENTRAL SE
 ALBUQUERQUE, NEW MEXICO 87123
 505/292-4182

We accept MasterCard and Visa

It's not just

CHILD'S PLAY

but a total application software series.

It's a WORD PROCESSOR. It's a DATA BASE. It's a SPREAD-SHEET. And each program of the CHILD'S PLAY software series is available in three different levels of sophistication so you can custom fit CHILD'S PLAY to your individual needs.

Easy is Better!

It took us a year and a half to complete the CHILD'S PLAY series. Our goal was to produce software easy enough for a child to use, yet versatile enough for the home or professional user. The end result is software so easy, so much fun for everyone to use, it's like CHILD'S PLAY.

A Mouse and Click-Down Menus

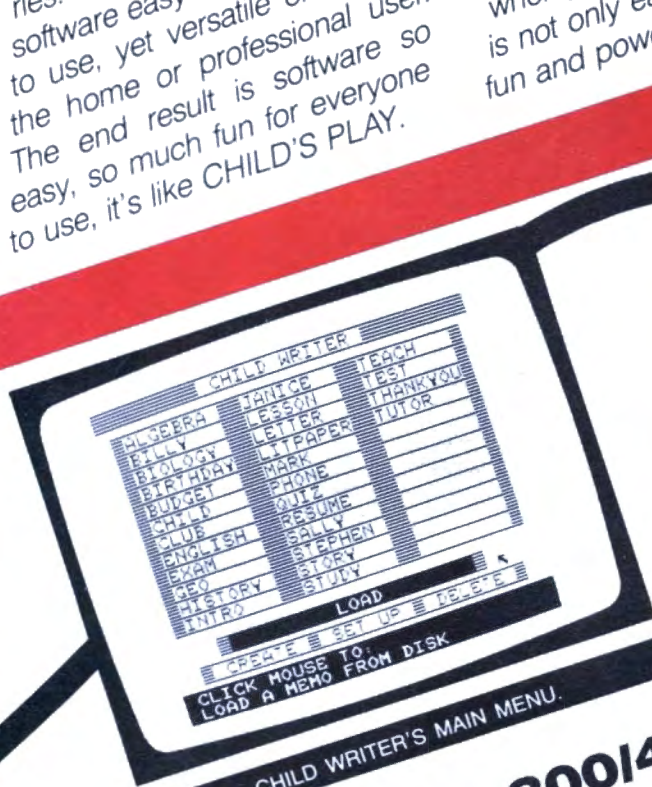
CHILD WRITER, our elementary word processor, is currently being used in schools by second grade children with amazing ease. Teachers tell us that kids are fascinated with the total control they have with a mouse. Just point and click! And we incorporated click-down menus to eliminate having to memorize dozens of commands. Simple instructions are right there on the screen, but only when you want them. Click the menu in when you need help and click it out when you don't. CHILD WRITER is not only easy to use, it's more fun and powerful.

Does your word processor underline text on the screen? All of the CHILD'S PLAY word processor programs do. For the first time you can reproduce on paper exactly what you've created on the screen. It's neat!


More Sophistication

We could have stopped developing when we completed CHILD WRITER, but we knew that someone always wants more. So we developed MEMO WRITER, designed for the home user. And soon, we will have BUSINESS WRITER, the ultimate word processor designed for professional use.

MOUSE



CHILD WRITER'S MAIN MENU.



CHILD WRITER ON-SCREEN UNDERLINING.


1 800/4TC-4TCE or 301/963-3848
TCE Programs, Inc.
PO Box 2477
Gaithersburg, MD 20879 2477

More Power

CHILD FILER and CHILD CALC are our elementary database and spreadsheet programs. LIST MANAGER and SIMPLE CALC are designed for the home user. BUSINESS MANAGER and BUSINESS CALC are for professionals.

All of these programs, no matter what level of sophistication, are completely compatible with the other CHILD'S PLAY applications on the same level. And, data can be shared between applications by using our unique NOTE PAD feature.

TECHNOLOGY



NOTE PAD, DATA TRANSFER FEATURE.

NOTE PAD is the program vehicle we use to transfer data when you jump from one application to another, as well as move, cut, and paste text within your word processing program. Information from your database program is stored in NOTE PAD and made available for sharing with the other CHILD'S PLAY programs. It is a breeze to use and it sure beats retyping lots of data from one application program to another.

We have designed this software series for everyone. It doesn't matter if you are using a computer for the first time, or if you are a seasoned hacker, the CHILD'S PLAY application software series is for you. Write or call for more detailed information about the CHILD'S PLAY software series. Ask for the free TCE catalog with over 75 additional Educational Software titles. Ask about your 80 MICRO discount too.

NOW AVAILABLE FOR THE MODEL 4

Available through express order at Radio Shack®.

The CHILD'S PLAY Software Series is available for the Tandy 1000.*

* Tandy 1000 is a registered trademark of Tandy Corp.

Educational Level for the Radio Shack® Color Computer

CHILD WRITER 32/64K disk \$54.95
(network version 32/64K) \$99.95

CHILD FILER 32/64K disk \$54.95
(network version 32/64K) \$99.95

CHILD CALC 32/64K disk \$54.95
(network version 32/64K) \$99.95
Elementary Level Series TBA

MEMO WRITER 64K disk \$64.95
(network version 64K) \$129.95
LIST MANAGER 64K disk \$64.95
SIMPLE CALC 64K disk \$64.95
Home Use Level Series TBA

BUSINESS WRITER 64K disk \$99.95
BUSINESS MANAGER 64K disk \$99.95
BUSINESS CALC 64K disk \$99.95
Business Level Series TBA

PROOFREADER (20,000 words) 32/64K \$34.95
MASTER PROOFREADER (50,000 words) 64K \$54.95

75 ADDITIONAL EDUCATIONAL SOFTWARE TITLES AVAILABLE



Circle 520 on Reader Service card.

Call us!
800/4TC-4TCE

"And the winner is . . ."

80 Micro's

Best of the Model 4

Never before has one disk contained so many top-notch programs for Tandy Model 4 users! Introducing . . . 80 Micro's "Best of the Model 4." One dozen of the most powerful and practical ready-to-run programs, selected by 80 Micro's experts as the all-time best.

Money-savers and power boosters

You'll work smarter with business programs like "Time Keeper" and Hardin Brothers' "Basic Data Base Management System." Included are programs such as:

- **A Happy Medium**—lets you run Model I/III cassette software in your Model 4.
- **Convert**—Turns Model III Basic programs into Model 4 Basic.
- **Autorun**—Puts Model 100-style bar-cursor directories on your Model 4.

The ultimate in Model 4 productivity

You'll also get more out of your computer with such "Best of the Model 4" selections as:

- **Extra Strength DOS**—sets up JCL to automatically configure DOS.
- **Scripaid**—reassigns Scripsit's command keys, provides on-screen text preview, and more.
- **Command Performance**—Edits your JCL files and automatically executes TRSDOS commands.
- **Restored Art**—puts graphics commands Set, Re-set, and Point back into Basic.
- **Life**—a machine-language version of a classic computer game.
- **Windows**—full-blown window driver; includes the ability to execute any DOS command from within a program.

Get immediate results from every program!

Best of all, you can enjoy any program in a matter of seconds. Simply load the programs into your Model 4—no time-consuming keyboarding or debugging! Complete, easy-to-follow loading instructions are included on each disk.

Get a winning software package for your Model 4 today. Complete the coupon or attached order card and return with payment. Or, for faster service, call toll-free **1-800-258-5473**. (In NH, dial 1-924-9471.)

Available in April.

Complete Documentation



YES. I want a winning software package for my Model 4. Send me The Best of the Model 4 today at \$21.45 per disk. (Price includes postage and handling.)

4-86SI

Check/MO Visa AE MC

Card #

Exp. Date

Signature

Name

Address

City

State

Zip

Model 4 and Model III are registered trademarks of Radio Shack, a division of Tandy Corporation.

LOAD 80 • 80 PINE ST. • PETERBOROUGH, NH 03458

The Ultimate Color Computer

Enhancements
for Productivity
from HJL Products



To achieve maximum productivity with your Color Computer, you have to make it as easy as possible to get information into and out of the system.

This is why we developed the HJL family of high-performance enhancements for ALL MODELS of the Color Computer.

The Keyboard - \$79.95

The overwhelming favorite of serious Color Computer users worldwide, the HJL-57 keyboard has the smooth, consistent feel and reliability you need for maximum speed with minimum input errors. Includes 4 Function Keys and sample function key program. Installs in just a few minutes with no soldering.

The Numeric Keypad - \$89.95

The NumberJack is a self-contained, cable-connected keypad for heavy-duty number-crunchers. Besides the number keys, it has all the cursors, symbols and math keys, including autoshifted (one-touch) ADD and MULTIPLY. Comes complete with 3-foot cable and all necessary connectors for quick and easy installation without soldering.

The Monitor Adapter - \$25.95

This universal driver works with all monochrome monitors, and is easily installed without clips, jumpers or soldering (except in some later CoCo 2s with soldered-in video chips). Here's crisp, clear, flicker-free monitor output with all the reliability you've come to expect from HJL Products.

The Monitor - \$89.95

The GoldStar high-resolution amber monitor brings you the monochrome display that's preferred by most computer professionals today. Once you've used it you'll never connect your computer to a TV set again. The 12-inch diagonal CRT has an etched non-glare faceplate. (Requires adapter sold below)

The BASIC Utility - \$25.95

Quick Basic Plus, a high-performance programming utility, can be used with any color computer that has four function keys. 26 pre-defined BASIC statements, 10 user-defined macros at a time (you can save as many sets of macros as you like), automatic line-numbering, word wrap, global search,

and instant screen dump to printer, make this software the BASIC programmer's dream come true. Comes with re-legendable 3-way reference chart. Specify disk or cassette.

The HJL Warranty

Every HJL product comes with a full, one-year warranty and the exclusive HJL 15-day unconditional guarantee (except software).

Pick a Pair & Save 15%

Now, for a limited time, we'll give you 15% off the price of any two or more products shown here. Just mention this ad when you order.

Call Now, Toll Free

1-800-828-6968

In New York 1-800-462-4891
International calls: 716-235-8358



PRODUCTS

Div. of Touchstone Technology Inc.

955 Buffalo Road • P.O. Box 24954
Rochester, New York 14624

Circle 491 on Reader Service card.


Ordering Information: Specify model (Original, F-version, or CoCo 2 Model Number). Payment by C.O.D., check, MasterCard, or Visa. Credit card customers include complete card number and expiration date. Add \$2.00 for shipping, 3.50 to Canada; except monitors (call for shipping charges before ordering monitors). New York state residents add 7% sales tax. **Dealer Inquiries Invited**

Special Introductory Price

introducing...

PenPal

The Intelligent Choice...



69^{95*}
(89.95 CDN)

ADMIT IT! Your computer always had the power, but never the software. Now...Four Star Software presents a product unlike any other. Penpal! This is a package intelligent enough to help you reach new heights of personal productivity. Designed to be learned in less than a day, the entire program is quick and easy, powerful but elegant. A pleasure to use!

Penpal provides you with a package that combines the five most wanted computer applications into one incredibly easy-to-use integrated environment. This sets a new standard of excellence in applications software: What would you pay for a program that does it all, but does it easily?

We invite you to compare PENPAL'S list of outstanding features with any other software currently on the market for any computer! Packages like this cost hundreds more on other machines. PENPAL brings the power of a PC to your CoCo at an Unbelievable and Unbeatable price! We guarantee it...if you are not completely satisfied, return it within 30 days for a prompt refund.

For a limited time, take advantage of our low introductory price. You won't be disappointed you did!

Order your personal copy of PENPAL today to finally realize the full potential of your Color Computer. Available directly from Four Star Software or enquire at your local Computer dealer.

- Twelve function Keys and a continuously displayed reminder line make this program easy to use. No complicated key combinations or commands to remember!
- On-line help function
- Hi-res 51 x 24 display screen
- Common formats and commands in all five modules make this package easy to learn and user friendly.
- Fast and effective 255 by 255 spreadsheet is very versatile. Flexible text editor includes all common features found on others plus centering, justification, and pagination. Efficient database includes advanced indexed sorting capability and much, much more!
- Create full color, presentation quality graphs with variable size labels directly from your spreadsheet in pie, line, dot or bar formats using the Graph-it function. Incredible!
- Upload and download files, access networks, or communicate with other users with built-in Telecom feature. This is not just a simple dumb terminal package!
- Modules interface with each other to form a truly integrated package unlike any you have ever experienced. These are not just separate programs that are selectable from central menu like others offer!
- Comes in an attractive binder set, with reference and tutorial manuals. Requires 64K and minimum of one disk drive.

Order Hotline
416-858-STAR



Four Star Software

P.O. Box 730
Streetsville, Ontario
Canada L5M 2L2

Dealer enquiries welcome write or call for our free Catalogue. Add \$2.00 for shipping and handling overseas order Add \$5.00

| Command | Description |
|---------|---|
| / | Draws a single letter (determined by the next keystroke) at the current cursor position and at the current size. |
| Q | Displays the quadrant you specify (see Fig. 1). |
| F | Brings up the files menu for loading, saving, or printing a file. |
| Clear | Erases the entire buffer. |
| H | Displays the help menu. |
| C | Defines a nondestructive cursor. |
| P | Defines a cursor that sets (PSet) the dots in the cursor's path. |
| R | Defines a cursor that erases (PRESet) the dots in the cursor's path. |
| S | Allows the user to set a scale for ASCII characters. |
| L | Enters line ("rubber band") mode. Press the joystick's fire button to set the first point, stretch the line out using the joystick, and press the fire button to set the end point. |
| T | Enters text mode. Press the enter key to exit. |
| M | Enters movement mode. |

Table 1. Command summary.

| Lines | Description |
|---------|--|
| 2-6 | Initialize the program, allocate memory, load machine-language program, set variables, and enter drawing scale. |
| 8-32 | The main program loop falls between lines 8 and 32. Draft strobes the keyboard for arrow keys and legal commands. When a valid command is entered, Draft calls the appropriate subroutine. |
| 10-18 | Read the right joystick and adjust the cursor accordingly. |
| 20 | In line mode, draws a temporary line from the current cursor position to the predetermined starting point. |
| 22-26 | Set up flashing cursor. |
| 28-32 | Test the fire button. If depressed and the program is in line mode, the point is set. Loop back to line 8. |
| 34-40 | Subroutine for incrementing cursor movement initiated by arrow keys or joystick. Call lines 92-106. |
| 42-46 | Toggle the cursor type (nondestructive, TT = -1; PSet, TT = 0; PRESet, TT = 1). |
| 42-56 | Data lines. |
| 64-88 | File-handling routine. Line 68 sends the contents of the buffer to the printer. Line 72 erases the buffer. Lines 76-78 save buffer contents as a binary file; lines 82-88 load a file into the buffer. |
| 92-106 | Called from lines 34-40 to check the validity of x,y coordinates. Draft invokes subroutines to scroll vertically or horizontally if cursor is about to go off screen. |
| 108-112 | Present help menu when H is pressed in command mode. |
| 114-116 | Handle large-scale cursor movement. Call lines 134-136. |
| 118-122 | Contain screen prompts for line mode. |
| 124 | Allows quick printing of ASCII text on screen. Automatically spaces characters. |
| 126-128 | Offer a quick means of moving to one of the four main quadrants as shown in Fig. 1. |
| 134-136 | Called from lines 114-116. Determine whether movement is absolute, scaled, or relative. |

Table 2. Draft's program structure.

Foreign Dealers

You have a large technical audience that speaks English and is in need of the kind of microcomputer information that **CW Communications/Peterborough** provides.

Provide your audience with the magazines they need and make money at the same time. For details on selling **80 Micro, inCider, HOT CoCo, and RUN** contact:

SANDRA JOSEPH WORLD WIDE MEDIA
 386 PARK AVE. SOUTH
 NEW YORK, N.Y. 10016
 PHONE-(212) 686-1520 TELEX-620430

Circle 356 on Reader Service card.

INTERCOMP SOUND Announces...

SYNTRAX: A MIDI sequencer for the Color Computer. Controls up to 16 polyphonic tracks of MIDI instruments (synthesizers, rhythm machines, etc.). **SYNTRAX** features include: interactive editor, 30,000+ note storage, transposition, clef and key signatures, chords, complex rhythms, tempo changes, independent repeats for each track, internal/external sync, all MIDI channel control data, and sequence chaining and merging. Requires 64K, disk drive, **COLOR MIDI CONNECTION**.

COLOR MIDI CONNECTION: A MIDI hardware interface with 1 MIDI-in and 3 MIDI-out connectors. The interface plugs into the cartridge slot and comes with a 40-pin female connector (no Y-cable needed).

SYNTRAX \$75.00
 COLOR MIDI CONNECTION \$98.00
 Shipping & handling \$ 3.00
 Send check or money order to:

INTERCOMP SOUND
 129 Loyalist Avenue
 Rochester, NY 14624

```

2 CLS:PRINTTAB(11)"DESIGN-AID":C
LEAR50,6H33FP:PMODE4,1:PCLS:TT=
1:S=4:RO=0:CO=0:POKE6H34F4,0:POK
E6H34F5,0:DEPUSR0=6H3444:DEFSR1
=6H3452:LT=0:CMS=CHRS(8)+CHRS(9)
+CHRS(10)+CHRS(12)+"/QC/FHMTFRSL
4 LOADM"DISPLA":EXEC6H3460,X=128
Y=96
8 X1=X,Y1=Y,AS=INKEYS:IFAS=""THE
N1ELSEIFAS="X"THENENDELSEM=INST
R(1,CMS,AS):ONM COSUB34,36,38,70
,40,48,126,46,64,26,114,124,42,4
4,90,118
50 DRAW"BM"+STR$(X1)+","+STR$(Y1
)+":S"+STR$(S):AS=ASC(ASC(AS)-
32):READAS:NEXT:DRAWAS:PP=POINT
(X1,Y1):RESTORE:RETURN
78 SAVEMAS,6H34F6,6H7FFF,0
82 CLS:INPUT"FILENAME":AS
84 LOADMAS

```

Figure 3. Changes to Draft for disk systems.

to complete the line. (Exercise caution when entering text along window boundaries: Placing text too close to the boundary flattens the letters.) You can't scroll off the edges of the buffer.

M, the movement command, permits three types of movement: absolute, relative, and scaled. Absolute movement

lets you relocate the cursor at a specified screen position. For example, to move to screen location 31,49, you would type in 31 in response to the "X=Column (0-255)" prompt and 49 in response to the "Y=Row (0-191)" prompt.

You initiate relative movement using the current cursor position as a reference point. A minus sign relocates the cursor to the left (X axis) or up (Y axis); a plus sign relocates it to the right (X axis) or down (Y axis). For instance, to move 20 dots to the right, type in +20 and +0 in response to the prompts.

With scaled movement, you define cursor relocation in terms of the scale of the drawing, coding the change by appending IN (inches) or FT (feet) to the value entered. Assume that you have defined the drawing scale as eight points per inch. To move the cursor up 10 inches, type in +0 and -10IN for the X and Y values, respectively. Draft accepts this mixture of relative (+0) and scaled (-10IN) directives and moves the cursor up by 80 dots. However, the program won't accept values that will move the cursor outside the window.

With Draft's M command you can carry out absolute, relative, and scaled movement.

You can invoke the M command at any time, even when you are in line mode. This combination gives you greater control over line placement. To create a 20-inch horizontal line starting at 11,23, type L to enter line mode. At the "Set first point" prompt, type in M and then enter 11 and 23 as the X and Y values. When you press the joystick's fire button to set the first point, the "Set second point" prompt appears. Enter movement mode and type in +20IN and +0. Finally, set the second point by pressing the fire button again.

Program Listing 1. Draft

```

2 CLS:PRINTTAB(11)"DESIGN-AID":C
LEAR60,6H33FP:PMODE4,1:PCLS:TT=
1:S=4:RO=0:CO=0:POKE6H34F4,0:POK
E6H34F5,0:DEPUSR0=6H3444:DEFSR1
=6H3452:LT=0:CMS=CHRS(8)+CHRS(9)
+CHRS(10)+CHRS(12)+"/QC/FHMTFRSL
4 DIMALS(58):FORM=0TOS8:READALS(C
X):NEXT:LOADM"DISPLA":EXEC6H346
0,X=128:Y=96
6 PRINT0256,"SET SCALE OF (1)NCH
ES OR (P)EET ":GOSUB74:IFAS="I"
HENPRINT:INPUT" # OF POINTS/INCH-
":IN:FT=12*IN:SCREEN1,0ELSEIFAS=
"P"THENPRINT:INPUT" # OF POINTS/F
OOT-":FT:IN=FT/12:SCREEN1,0ELSE6
8 X1=X,Y1=Y,AS=INKEYS:IFAS=""THE
N1ELSEIFAS="X"THENENDELSEM=INST
R(1,CMS,AS):ONM COSUB34,36,38,70
,40,48,126,46,64,100,114,124,42,
44,90,118
10 XX=JOYSTK(0):YY=JOYSTK(1)
12 IPXX<15THENGOSUB34
14 IPXX>45THENGOSUB36
16 IPYY>45THENGOSUB38
18 IPYY<15THENGOSUB40
20 IFLT=2THENLINE(LX,LY)-(X,Y),P
SET
22 GOSUB24:PP=POINT(X,Y):SN=(S
N+1)AND1:IFSN=0THENPRESET(X,Y):
GOTO28ELSEPRESET(X,Y):GOTO28
24 IFTT=1THENPRESET(X1,Y1)ELSEIF
TT=0THENPRESET(X1,Y1)ELSEIFPP=0
THENPRESET(X1,Y1)ELSEPRESET(X1,Y1)
26 RETURN
28 IF(PEEK(65280)AND1)=1THEN30EL
SEIF0=1THENEXEC6H341A:LX=X:LY=Y
:LT=2:GOSUB12ELSEIF0=2THENEXEC6
H342F:LINE(LX,LY)-(X,Y),PSET:LT
=0:GOTO8
30 IFLT=2THENEXEC6H342F
32 GOTO8
34 X=X-1:GOTO9
36 X=X+1:GOTO9
38 Y=Y+1:GOTO10
40 Y=Y-1:GOTO10
42 TT=0:RETURN
44 TT=1:RETURN
46 TT=3:RETURN
48 GOSUB74:IFAS<" ORAS">"Z"THEN4
8ELSEPRESET(X1,Y1)
50 DRAW"BM"+STR$(X1)+","+STR$(Y1
)+":S"+STR$(S):AS=ASC(ASC(AS)-32
):DRAWAS:PP=POINT(X1,Y1):RETURN

```

```

52 DATABL,UBU2U2,BU3U8L2D,UNRN2
U2NRNUL2NUNL2D2NLD,NUSL2R3EHLHER2
,BRUBL2NGUE2BL3U,LEHNGHEDUC2DP,
BU3U8,LU2E,BLEU2E,U2NF2NR2NE2NU2
NH2NL2G2,U2DNRL,DUL,BU2LR2,ULDR,
BLU2E,U2U2HGD2F,U4C,RL2E2UHL,LE
HEHL,BRU4D2L2U2,LRHELU2R2,EHGNPU
2E
54 DATAUBU2L2,EH2BFG2F,EU2HGPF,D
BU3U,NDMLRU2U,BRH2E2,BEL2BU2R2,B
LE2H2,U2EHL,NEHEFU2HL,BRU2NL2UHG
D2,LRHNL3HLD4,RLHU2ER,RLU2EHLD4
,RL2U2NRU2R2,BLU2NRU2R2,RNU2LHU2
ER,BRU2NL2U2BL2D4,NRLU4ANL,RFPU
3,BRUHNL2U2D4,RL2U4,BRU4GD4
56 DATABLU4F2D2U4,RU4L2D4R,BLU4R
PGL,BRHBU2HGD2F,BLU4RGNLFD,LR
EH2ER,U4LR2,RNU4L2U4,ENU3GHU,BR
NU4HGU4,BRU2UBR2DG2D,U2EUBL2DP,
RL2UE2U2L2
64 EXEC6H341A:CLS:PRINT"(S)AVE,
(P)RINTER,(L)OAD,OR(R)ETURN":
GOSUB74:M=INSTR(13,CMS,AS):ON(M-
12)GOTO68,80,76,82
66 GOTO64
68 CLS:INPUT"PRINTER READY - PRE
SS <ENTER>":AS:EXEC6H346B:GOTO80
70 CLS:PRINT"ARE YOU SURE (Y/N)"
72 AS=INKEYS:IFAS="Y"THENPCLS:PP
=0:TT=1:EXEC6H346B:GOTO80ELSEIF
AS="N"THEN0ELSE72
74 AS=INKEYS:IFAS=""THEN74ELSERE
TURN
76 CLS:INPUT"FILENAME":AS
78 CSAVEMAS,6H34F6,6H7FFF,0
80 SCREEN1,0:RETURN
82 CLS:INPUT"FILENAME":<ENTER> I
P UNKNOWN":AS:IFAS=""THEN88
84 CLOADMAS
86 CO=0:RO=0:POKE6H34F4,0:POKE6H
34F5,0:EXEC6H342F:PP=POINT(X,Y)
:GOTO80
88 CLOADM:GOTO86
90 CLS:INPUT"SCALE FACTOR (1-15)
":S:IF(S<1ORS>15)THENGOSUB130:GOTO
92ELSE=INT(S*4):GOTO80
92 IFLT=2THENX=X+(X-256)ELSEIFX=
256ANDCO<28THENX=248:X1=247:CO=C
O+1:A=USR0(CO)ELSEIFX=256THENX=2
55
94 RETURN
96 IFLT=2THENX=X-(X-1)ELSEIFX=
LANDCO>0THENX=7:X1=8:CO=CO-1:A=U

```

```

SR0(CO)ELSEIFX=-1THENX=0
98 RETURN
100 IFLT=2THENY=Y+(Y-192)ELSEIF
Y=192ANDRO<121THENY=184:Y1=183:RO
=RO+8:A=USR1(RO)ELSEIFY=192THENY
=191
102 RETURN
104 IFLT=2THENY=Y-(Y-1)ELSEIFY=
-LANDRO>7THENY=7:Y1=8:RO=RO-8:A=
USR1(RO)ELSEIFY=-1THENY=0
106 RETURN
108 CLS:PRINTTAB(11)"help menu":
POKE1039,32:PRINT"PRINT"(P)-SET
POINTS IN CURSOR PATH":PRINT"(R)
-RESET POINTS IN CURSOR PATH":PR
INT"(C)-NON-DESTRUCTIVE CURSOR":
PRINT"(S)-SET SCALE OF LETTERS":
PRINT"(F)-FILES"
110 PRINT"<CLEAR>-THE DRAW SCREE
N":PRINT"(M)OVE TO NEW SCREEN PO
SITION":PRINT"(L)-DRAW A LINE":P
RINT"(T)-ENTER TEXT MODE":PRINT"
(Q)-GO TO TO SPECIFIED QUADRANT":
PRINT"(X)-EXIT PROGRAM"
112 GOSUB74:GOTO80
114 GOSUB24:CLS:INPUT"X-COLUMN (
0-255)":AS:L=X:GOSUB134:X2=LL:IF
X2<0ORX2>255THENGOSUB130:GOTO114
ELSEX=X2
116 PRINT:INPUT"Y-ROW (0-191)":A
S:L=Y:GOSUB134:Y2=LL:IF Y2<0OR Y2
>191THENGOSUB130:GOTO116ELSEY=Y2:
GOTO80
118 CLS:PRINT"SET FIRST POINT":L
T=1:GOTO122
120 PRINT"PRINT"SET SECOND POINT
":LT=2
122 GOSUB132:GOTO80
124 TT=1:GOSUB74:IFAS=CHRS(13)T
HENRETURNELSEIFAS<" ORAS">"Z"THE
N124ELSEGOSUB24:GOSUB50:M=X+5:I
F M>255THENRETURNELSEX1=M:X=M:PP=
POINT(X,Y):GOTO124
126 IFLT=2THENRETURNELSEGOSUB24:
CLS:PRINT028,"WHICH QUADRANT?
1 2":PRINT:PRINTTAB(19)" 3 4"
:GOSUB74:M=VAL(AS):X2=X+CO*8:Y2=
Y+RO:IF M<0OR M>4THENGOSUB130:GOTO
126ELSECO=(M+1)AND1*28:A=USR0(C
O):RO=((M-1)AND2)/2*128:A=USR
1(RO)
128 X=(ABS(X2-CO*8))AND255:Y=(AB
S(Y2-RO)AND255)+(Y-191)*64:PP=PP
OINT(X,Y):X1=X:Y1=Y:GOTO80
130 PRINT"OUT OF BOUNDS"

```

```

132 FORM=0TOL000:NEXT:RETURN
134 IFRIGHTS(AS,2)="IN"THENLL=IN
AS=LEFTS(AS,LEN(AS)-2)ELSEIFRIG
HTS(AS,2)="FT"THENLL=FT:AS=LEFTS
(AS,LEN(AS)-2)ELSELL=1
136 LL=LL*VAL(AS):IFLEFTS(AS,1)=
"ORLEFTS(AS,1)="+THENLL=LL+1:
RETURNELSERETURN End

```


Program Listing 2. DISPLA. Basic driver for machine-language code.

```

10 CLEAR200,13311:FOR X=13312T
O 13544:READ A:POKE X,A:NEXT:END
20 DATA 222,186,31,48,139,24,52,
6,142,52,246,246,52,245,134,60,6,
1,48,139,246,52,244,58,110,240
30 DATA 2,141,228,198,32,166,192
167,128,90,38,249,48,136,28,17,
163,228,37,239,53,150,141,207,19
8
40 DATA 32,166,128,167,192,90,38
,249,48,136,28,17,163,228,37,239
,53,150,189,179,237,52,4,141,207
50 DATA 53,4,247,52,244,32,221,1
89,179,237,52,4,141,193,53,4,247
,52,245,32,207,142,52,246,111
60 DATA 128,140,127,245,35,249,5
7,134,254,151,111,134,18,173,159
,160,2,127,52,233,134,7,183,52,2
36
70 DATA 206,52,246,127,52,234,12
7,52,235,52,64,52,64,246,52,236,
142,52,237,166,196,167,128,51,20
0
80 DATA 60,90,38,246,142,52,244,
134,1,104,130,73,42,251,173,159,
160,2,252,52,234,195,0,1,253
90 DATA 52,234,16,131,1,224,39,1
0,196,7,38,223,53,64,51,65,32,19
9,134,13,173,159,160,2,124
100 DATA 52,233,246,52,233,53,80
,51,201,1,164,193,45,34,9,37,167
,190,5,247,52,236,32,160,134
110 DATA 30,173,159,160,2,15,111
,57

```


End



64K EXT. BASIC 139⁹⁵


Color Computer II

Monitor Interface for above CoCo II 29.95 plus 7.50 installation. (color & green compatible)



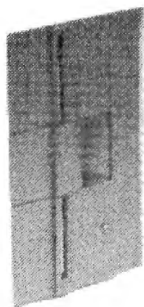
2 Drives 299⁹⁵

Both our drive 0 and 1 in one case, with cable and R.S. controller. The best just got better!




Drive 1 Upgrade 89⁹⁵

Add a second 1/2 height drive to your Radio Shack 26-3129. Comes with 3 minute installation instructions, screwdriver required.




Drive 1 118⁹⁵

**Your Choice
Silver or White**



195⁹⁵ Drive 0



SUPER DRIVE SALE

Special prices on new first quality disk drives. They even have GOLD connectors on the back...Some other places charge 229.00 for dr. 1 and 299.00 for dr. 0, not us! Drive 1 is for mod I, Second Color Computer drive, or external mod III, IV. Drive 1 just plugs into the extra connector on your Drive 0 cable. Both drives are compatible with any version of the Color Computer and all versions of drives. Drive 0 is your first Color Computer drive and comes complete with cable, manual, and R.S. controller. For double-sided, add 45.00 (only for those who have DS-DOS, boards and knowledge) Bare full hgt SSDD drive only 79.95. (PRICES SUBJECT TO CHANGE)

THE COMPUTER CENTER

901-761-4565, 5512 Poplar, Memphis, TN 38119

In Continental U.S. add \$4.90 for shipping and handling—Visa, MC & money orders accepted

Allow an additional 2 weeks for personal checks—Drive faceplates may vary slightly

It's
Here!

instant CoCo's Best of '85



A Software Feast for You and Your Color Computer

No matter where, why, or how you use your Color Computer, don't let another day slip by without getting instant CoCo's **Best of '85**. It's a 30-program bonanza of software—the best programs from a whole year of **HOT CoCo** magazine—shipped to you on a single high quality cassette.

The Best of the Best

Highlights of this year's collection include "Homespread," a simple-to-use, yet full featured spreadsheet program. You'll be amazed at your own artistry as you create hi-res graphics with "Paint King." For entertainment, let "Five Card CoCo" turn your Color Computer into a tough Blackjack foe.

You get utilities, games, business and home

applications. In short, the best of the best, carefully selected for you by the editors of **HOT CoCo**.

The Year's Top Programs

From every month of 1985, we've chosen the most popular and significant programs. Software you'll find challenging, entertaining, practical, perhaps even indispensable, including...

- **JANUARY**—"The Adding Advantage"
- **FEBRUARY**—"Space Hawk"
- **MARCH**—"Don't Print There!"
- **APRIL**—"Orbital Observations"
- **MAY**—"Closed for Inventory"
- **JUNE**—"Fabulous Fonts"
- **JULY**—"Date Minder"
- **AUGUST**—"Screen Symmetry"
- **SEPTEMBER**—"Disk Data Recovery"
- **OCTOBER**—"Master World Geography"
- **NOVEMBER**—"Mathematics Helper"
- **DECEMBER**—"Crossword Creator"

No Keyboarding, No Debugging!

Get these programs, and many more, all thoroughly debugged, updated, and ready to run on your Color Computer. All 30 programs run in 32K or less, with many requiring just 16K. Complete documentation is included with each cassette.

Make '86 your year to buy nothing but the Best. Order your copy of instant CoCo's **Best Of '85** today. And while you're at it, order that other great software package... instant CoCo's **Best of '84**, still available in limited quantities!

To order, simply return the enclosed coupon, or call **1-800-258-5473**. (In NH, please call 1-924-9471.)

4-86B

Yes! I want to buy the Best.

Please send me instant CoCo's **Best of '85** for \$16.47 ea.*

Payment Enclosed () Visa () MC () AE ()

Card # Exp. Date

Signature

Name

Address

City State Zip

I WANT EVEN MORE! Please send me the **Best of '84** cassette, while supplies last, for \$16.47 ea.

Prices include postage and handling
* Best of '85 available in February 1986.

instant CoCo • 80 Pine St. • Peterborough NH 03458

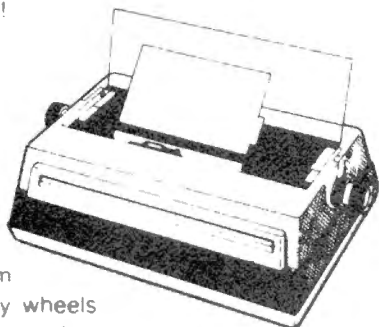


DAISY WHEEL New Smith Corona L-1000

True letter quality printer for less than the cost of an office typewriter! Priced \$500 less than other popular daisy wheel printers!

SALE PRICE:

\$249



FEATURES:

- ★ Friction feed
- ★ 15 cps. 120 wpm
- ★ Changeable daisy wheels
- ★ Parallel or serial interface
- ★ Compatible with R/S Apple, etc



SUNLOCK SYSTEMS
210 Connor Rd.
Mechanicsville, Va. 23111

We accept
MasterCard,
Visa and CODs

ADDITIONAL PRINTER SPECIALS

| | | | | | |
|------------|------------|-------------|-------|-------------|-------|
| Epson | Okidata | ComrexCR11 | \$299 | Citoh 7500 | \$239 |
| DX10 \$249 | ML83 \$499 | Comrex III | 399 | Citoh F1040 | 849 |
| LX80 229 | ML192 369 | Star SG10 | 239 | Citoh 1550 | 449 |
| L1500 899 | ML84 649 | Star P.TYPE | 319 | Citoh8510SP | 379 |
| FX85 359 | ML193 519 | Star SR 10 | 499 | Cannon 1092 | 389 |
| FX185 499 | ML93 509 | Star SD 10 | 349 | Citizen M10 | 279 |
| JX 80 499 | ML182 239 | Star SG 15 | 399 | Tshiba 351 | 1099 |

TO ORDER CALL TOLL FREE 800-368-9191
In Virginia call 804-746-1600

IT'S LIKE

FREE DISKETTES



Your 5 1/4" single side disks are usable on the other side. You paid for one side, why not use the other... **IT'S FREE!**

Nibble Notch will **open** your new disk. It's easy... won't harm existing data. Try it, you'll be glad you did!

nibble notch II

Cuts square notch and 1/4" round "index hole." For TRS 80 I, III, and IV, Osborne, TI, Kaypro, IBM and others needing "index hole!"

Call for
HIGH QUALITY DISKETTES
as low as
99¢

ONLY \$21.90*
PLUS P&H

SATISFACTION GUARANTEED OR YOUR MONEY BACK!

TOLL FREE 1-800-642-2536

*Add \$2 (\$5 foreign) for postage & handling. PA residents add 6% Sales Tax.

215-527-1553, 9 am-6 pm ET or send check or money order to:

ORDER TODAY



707 Matson Ford Rd. Villanova, PA 19085

Shuffle Buffer PKASO U from Interactive Structures
Available: Call for Prices

LET STARCH FIRM UP YOUR AD PROFITS

Advertise In
The JULY Issue of 80 Micro

It's our special Starch INRA Hooper survey edition. Your ad can be a part of the world's most reputable readership interest survey—you'll get the full attention of thousands of Tandy shoppers!

CLOSING DATE: APRIL 15

For complete details, call:

William Smith,
Peter Montross, or
Michael Wozmak
1-800-441-4403

On the West Coast:
Alisson Walsh
1-800-227-8365

The Complete Picture

Table 2 outlines Draft's structure. Necessary parameters are passed from Basic via USR functions and by POKEing data into protected memory.

The screen-dump routine should work for any Radio Shack compatible printer. In graphics mode, the most-significant bit is set to select graphics; the remaining 7 bits denote a vertical column of seven dots. The least-significant bit represents the uppermost dot.

With some printers and DIP (dual in-line package) settings, you don't need both a carriage return and a line feed because the printer automatically empties its buffer when it becomes full. If your printer is of this type, POKE the data values 19-24 (line 90 of the Basic driver) with 12 hexadecimal (hex) and save the modified machine-language file. This replaces values 134, 13, 173, 159, 160, and 2 of the Basic driver with 18.

Try Disk

You can convert Draft to run on disk systems; however, you sacrifice memory. Draft's buffer stretches from addresses 34F6-7FF5 hex, the machine

language routines use 3400-34F5, Basic sets up house in low RAM (0000-3FFF), and the CoCo-uses 400-5FF for the text screen. On the CoCo, a hi-res screen gobbles up 6K of RAM. Because Disk Extended Color Basic resides at 600-HDFF hex, page 1 of the hi-res screen gets pushed to E00-25FF, leaving only 2600-33FF for program and variable storage. That amounts to about 3.5K.

To convert the program to disk, substitute the lines from Fig. 3 in Listing 1. Instead of storing data in arrays, Draft will then read in data values each time a letter is drawn. You must also delete lines 88, 108, 110, and 112. Lines 108-112 set up the help menu—a nice, but inessential feature of Draft.

Final Draft

Draft isn't only for draftsmen; with a little tinkering, you can convert it to a drawing program. For example, to add a Paint (or Brush) command, simply insert :GOTO10 at the end of line 8 and add:

```
9 IF A$ = "B" THEN GOSUB 138
```

Add a subroutine at line 138 to set up the Paint routine. You'll have room for a few such commands if you use a cassette

system, but a disk system would require further program modification. I don't recommend altering CM\$ in line 2 to add commands, since I used it in two command-decoding lines. ■

Joe Finamore welcomes your comments and questions. Write to him at 1100 S. Cedar, Marshfield, WI 54449. Enclose a self-addressed, stamped envelope for a reply.

Related Articles

Anderson, Ken, "Introduction to Multicolor Graphics," *HOT CoCo*, August 1983 (p. 40), September 1983 (p. 62), October 1983 (p. 52). A three-part series on mixing colors and graphics.

Einem, Eric, "Video Van Gogh," *HOT CoCo*, March 1984, p. 92. Test out the CoCo's graphics capabilities.

Roney, William H., "Color Computer Art," *HOT CoCo*, August 1983, p. 84. Eight graphics programs for the CoCo.

White, Eric, "CoCo Sketchpad," *HOT CoCo*, October 1985, p. 26. An easy-to-use graphics system.

Check PPoint

Drawing a Blank

After reading about Infocom's decision to market its fine adventure games for the CoCo, I called its toll-free number to order Hitchhiker's Guide to the Galaxy. The pleasant woman who took my order assured me that Infocom would send my copy within two weeks. A week later, I received a postcard saying that Hitchhiker's Guide was temporarily out of stock because demand had exceeded expectations. I stashed the card away.

Three weeks later, I had still not received my copy of Hitchhiker's Guide. Finally, after four weeks and two days, the product arrived. Excitedly skimming the instructions, I broke down, booted the disk, and attempted to load the program. My CoCo returned an NE error. I tried again, following the loading instructions exactly, but I still got an NE error. When I tried to get a directory, I got an OK. There was no directory and no game; I'd paid \$34.95, plus \$2 for

shipping, for a blank disk.

When I got through to Infocom's number for technical errors, I reached another pleasant woman who told me to send the disk back to be checked. What's there to check? There's nothing on the disk. The next day I sent in my Hitchhiker's Guide blank disk for "repairs." My verdict is still out.

*Eric Brown
N. Wales, PA*

The technical support personnel at Infocom acknowledge that they've encountered two problems with the CoCo version of Hitchhiker's Guide to the Galaxy. Some copies of the program were shipped with incorrect loading instructions. To successfully load Hitchhiker's Guide, turn on the CoCo and its disk drive, insert the program disk in drive zero, type in DOS at the OK prompt, and press the enter key. CoCo I users who have Extended Color Basic 1.0 should

contact Infocom's technical support department (55 Wheeler St., Cambridge, MA 02138, 617-576-3190) and ask for the patch that will let them run Hitchhiker's Guide on their machines.

If neither change works, call the number listed above. Don't worry if you can't get a directory; that's normal and doesn't indicate that your disk is blank.

—Eds.

Strong Link

I developed a routine that lets you link the CoCo's Print command to the screen or the printer (see the Program Listing). It works with Disk Extended Color Basic 1.0 and Color Basic 1.1. To use the routine with other systems, PEEK addresses 359-361 just after you turn the machine on; insert the values returned by the PEEKs in line 50.

Before enabling the link, set the printer line width and baud rate. Each time the link calls the subroutine in line

From Computer Plus to YOU...


PLUS after PLUS after PLUS




Tandy 200 24K \$649
Model 600 32K \$1269
Model 100 24K \$425



Tandy 3000 \$1969
Tandy 3000 HD \$2699




Tandy 1000 \$685
Tandy 1000 HD \$1539
Tandy 1200 HD \$1599



DMP-130 \$269



Color Computer II
w/64K Ext. Basic \$165



DMP-105 \$160

BIG SAVINGS ON A FULL COMPLEMENT OF RADIO SHACK COMPUTER PRODUCTS

COMPUTERS

| | |
|-----------------------------|---------|
| Tandy 1000 1 Drive 128K | 685.00 |
| Tandy 1000 HD 10 Meg. 256K | 1539.00 |
| Tandy 1200 10 Meg. 256K | 1599.00 |
| Tandy 3000 1 Drive 512K | 1969.00 |
| Tandy 3000 HD 20 Meg. 512K | 2699.00 |
| Model IVD 64K with Deskmate | 889.00 |

PRINTERS

| | |
|----------------------------------|--------|
| Radio Shack DMP-130 | 269.00 |
| Radio Shack DMP-430 | 660.00 |
| Radio Shack DWP-220 Daisy Wheel | 469.00 |
| Radio Shack TRP-100 Portable | 229.00 |
| Silver Reed EXP-550P Daisy Wheel | 229.00 |
| Star SG-10 | 245.00 |
| Star SG-15 | 410.00 |
| Star SD-10 | 365.00 |
| Panasonic P-1091 | 259.00 |
| Panasonic P-1092 | 339.00 |
| Toshiba 1340 | 439.00 |
| Okidata 192 | 375.00 |
| Epson LX-80 | 245.00 |
| Epson FX-85 | 369.00 |
| Epson HS-80 Portable Ink Jet | 339.00 |

Tandy 1000/1200 ACCESSORIES

| | |
|----------------------------------|--------|
| Tandy 1000 Disk Drive Kit | 159.00 |
| Tandy 1000 10 Meg. Hard Drive | 579.00 |
| Hard Drive Controller Board | 249.00 |
| 256K Ram Board (inc. 128K & DMA) | 199.00 |
| 512K Ram Board (includes 128K) | 169.00 |
| 256K Memory Plus Expansion Brd. | 249.00 |
| PBJ Multi-Function Board (128K) | 259.00 |
| PBJ Multi-Function Board (256K) | 279.00 |
| PBJ Multi-Function Board (512K) | 299.00 |
| 128K Ram Upgrade Kit (NEC) | 78.00 |
| 256K Ram Upgrade (for PBJ Board) | 69.00 |
| 300 Baud Modem Board | 129.00 |
| 1200 Baud Modem Board | 249.00 |
| RS-232 Serial Board | 89.00 |
| Digi-Mouse/Clock Board | 89.00 |

Tandy 1000/1200 MONITORS

| | |
|---------------------------------|--------|
| Tandy VM-2 Green Monitor | 129.00 |
| Tandy CM-2 RGB Color Monitor | 379.00 |
| Tandy CM-4 RGB Color Monitor | 249.00 |
| Tandy VM-3 TTL Green Monitor | 179.00 |
| Tandy 1200 Text/Monitor Adapt. | 249.00 |
| Tandy 1200 Color/Graphics Adapt | 199.00 |

MODEMS

| | |
|------------------------------|--------|
| Radio Shack DCM-3 Modem | 52.00 |
| Radio Shack DCM-5 Modem | 99.00 |
| Radio Shack DC Modem 2212 | 315.00 |
| Hayes Smartmodem II 300 Baud | 169.00 |
| Hayes Smartmodem 1200 Baud | 429.00 |
| Hayes Smartmodem 1200B | 415.00 |

FOR EVERYONE

| | |
|------------------------------------|-------|
| Network Four Outlet Surge Prot. | 69.95 |
| CCR-81 Cassette Recorder | 52.00 |
| CCR-82 Cassette Recorder | 43.00 |
| C-20 Digital Cassette Tapes (10pk) | 9.95 |
| Verbatim SSSD Plastic Box (10pk) | 24.95 |
| Verbatim DDDD Plastic Box (10pk) | 29.95 |
| Precision SSSD Diskettes (10pk) | 15.95 |
| Precision DDDD Diskettes (10pk) | 17.95 |
| NEC 64K Ram Chips (set of 8) | 39.00 |
| NEC 256K Ram Chips (set of 8) | 69.00 |
| Flip N File Disk 50 | 15.00 |
| Fanfold CleanEdge Paper (2600) | 35.00 |

Radio Shack software 10% off.
Send for complete listing of
brand name software and hardware.

**CALL TOLL FREE
1-800-343-8124**

- LOWEST POSSIBLE PRICES
- BEST POSSIBLE WARRANTY
- KNOWLEDGEABLE SALES STAFF
- TIMELY DELIVERY
- SHOPPING CONVENIENCE



computer plus

P.O. Box 1094
480 King Street
Littleton, MA 01460

SINCE 1973

IN MASSACHUSETTS CALL (617) 486-3193

Price Changes
Occur On A
Daily Basis.
Please Call
1-800-343-8841




Price Changes
Occur On A
Daily Basis.
Please Call
1-800-343-8841

80

CALL FOR UNADVERTISED SPECIALS

Super Sale on New Hard Drives



Introducing

MEGADISK™

Winchester Hard Drive Ready to run on the TRS 80 Model I/III/IV/4P, Color Computer, I.B.M.-PC, Max/80. Software Drivers: LDOS, NEWDOS/80, DOSPLUS, TRSDOS 6.x

*Montezuma Micro CP/M available

Fully Warranted


DRIVE A HARD BARGAIN™ starting at **\$499.95** Call for New low price

MEGAPLEX your Megadisk starting at \$499.95

Use up to 10 computers, multiplexed with 1 megadisk

For the TRS-80 models I, III, IV, 4P and Max/80

Call Toll Free Ordering 1-800-343-8841



\$269.95 SPECIAL

Disk Drive Upgrade Kit for Model III/IV easy to install system — no soldering.

Complete with controller, towers, power supply, 1 disk drive, cables, and easy to follow instructions.

Starting at \$269.95

Second Drive \$89.95

CANADIAN CUSTOMERS PLEASE CALL 514-383-5293

80

© 1985 SOFTWARE SUPPORT, INC.

1 Edgell Road, Framingham, MA 01701 (617) 872-9090 Telex-383425

Hours: Mon. thru Fri. 9:30 am to 5:30 pm (E.S.T.) Sat. 10 am to 3:30 pm

SERVICE POLICY — Our Professional Technical Staff Is Available To Assist You Monday Through Saturday.

WARRANTIES — Up To One Full Year Parts And Labor. Floppy Disk Drive Power Supplies — Five (5) Years.

SERVICE — 24 Hour Turn-A-Round On All In-Stock Parts. Dealer Inquiries Invited. Call 617-872-9090

Please Call For Shipping,
Handling And Insurance.
Cash Discount Prices

Toll Free 1-800-343-8841

Please Call For Our Latest Price Saving Specials.

Not Responsible for Typographical Errors.
Prices and Specifications May Change
Without Notice.

Prices Change
Every Day.
Please Call
1-800-343-8841
For Lower Prices.



PRICE BREAKTHROUGH

DEALER INQUIRIES INVITED

Prices Change
Every Day.
Please Call
1-800-343-8841
For Lower Prices.

MEGADISK™ HARD DISK DRIVE SYSTEMS

For the { IBM/PC, Tandy 1000, TRS/80 Models I/III/IV/4P, Compaq, Tava, PC Workalikes, Color Computers, Heath/Zenith, Max/80
Complete with Hardware, Cables, Software and Quikfit Installation

| | | |
|--|-------------------------------|--------|
| 5 Megabytes Internal Mount IBM/PC | starting at \$ 239.95 | |
| 10 Megabytes Internal Mount IBM/Tandy 1000 | starting at 389.95 | |
| 20 Megabytes Internal Mount IBM/Tandy 1000 | starting at 489.95 | Call |
| 5 Megabytes External System | starting at 499.95 | for |
| 10 Megabytes External System | starting at 749.95 | new |
| 20 Megabytes External System | starting at 899.95 | low |
| Tape Backup System — Internal Or External (IBM/PC) | starting at 449.95 | prices |

WOW! NEW LOW PRICES
CALL for unadvertised specials

DOS Systems Available: { IBM/Heath — DOS, 1.0, 2.0, 2.1, 3.0, or later
TRS/80-LDOS, TRSDOS 6.x, Newdos/80, Dosplus, CP/M, COCO DOS, Max/80 LDOS, OS9
FULLY WARRANTIED — PARTS AND LABOR — CALL TOLL FREE — 1-800-343-8841

FLOPPY DISK DRIVES, POWER SUPPLIES AND CABINETS

Our Disk Drives are UL approved — Our Floppy Drive Cabinets and Power Supplies are Underwriters Laboratory Listed and have passed the required Federal Communications Part 15 Section B-EMI/RFI tests.
Warranty on all disk drives is one full year parts and labor. Warranty on floppy disk drive power supplies is five (5) years. In warranty or out of warranty service is 24 hour turn-a-round on all disk drives and power supplies.

| | |
|---------------------------------------|----------|
| Full Height — Tandon | |
| 100-1 Single Sided 40 tk Bare | \$ 99.95 |
| In Case with Power Supply | 139.95 |
| Dual Drives in One Cabinet | 239.95 |
| 100-2 Dual Sided 40 tk Bare | 109.95 |
| In Case with Power Supply | 149.95 |
| Dual Drives in One Cabinet | 259.95 |
| Half High Drives — Tandon/TEAC | |
| Single Sided 40 tk Bare | 79.95 |
| In Case with Power Supply | 119.95 |
| Dual Drives in One Cabinet | 209.95 |
| Dual Sided 40 tk Bare | 109.05 |
| In Case with Power Supply | 149.95 |
| Dual Drives in One Cabinet | 259.95 |

Apple/Franklin Disk Drives
35/40 Track in Case with Cable and Software
 129.95 |

Commodore Disk Drives
 236.95 |

Power Supplies and Cabinets 5 1/4" and Hard Drive Systems
 starting at 42.00 |

COLOR COMPUTER DISK DRIVE SYSTEMS AND ADD IN PRODUCTS

| | |
|---|----------------------------------|
| 40 Track Single Head Drive with Case, Power Supply, Cable Controller, Instruction Booklet, Diskettes | Special \$ 529.95 call 289.95 |
| Above with Dual Drives in One Cabinet | 259.95 |
| 40 Track Dual Head with Case, Power Supply, Cable, Controller, Instruction Booklet, Diskettes | 379.95 |
| Above with Dual Drives in One Cabinet | 29.95 |
| Dual DOS Switch | 69.95 |
| With Second DOS System — JDOS, RSDOS, and Booklet | |

CALL FOR MODEM SPECIALS

ALL IN-STOCK ITEMS SHIPPED WITHIN 24 HOURS. SAME DAY SHIPPING
PROVIDED BY REQUEST WITHOUT ANY EXTRA HANDLING CHARGES.

TURBO-M™ PC

IBM-PC/XT WORKALIKE

All of our computers have: 8 slot motherboard, 640K monochrome adapter, parallel printer port, 130 watt power supply, free software, monitor, serial port, clock/calendar—all with our full warranty.

| | |
|---|-------------|
| /PC-2—Floppy Drives—Monochrome Monitor, DOS | \$ 1,199.95 |
| 10 meg—1 Floppy Drive—Monochrome Monitor, DOS | 1,499.00 |
| 20 meg—1 Floppy Drive—Monochrome Monitor, DOS | 1,649.00 |
| Internal Tape Backup For Any Of Above Systems Add | \$449.95 |

PRINTERS

| | |
|---|----------------------|
| Dot Matrix | |
| Citizen | \$ Call |
| Star Micronics — S.G. Series | starting at \$259.95 |
| Panasonic 1090 | 249.95 |
| Daisy Wheel | |
| Silver Reed 440 80 Column 12 CPS | 315.95 |
| 550 132 Column 19 CPS | 439.95 |
| 770 132 Column 36 CPS | 895.00 |
| Olympia 132 Column 14 CPS with Form and Tractor Feed | 399.95 |
| Apple/Franklin Printer Interface w/Graphics and Cable | 84.95 |
| Printer Cables | starting at 19.95 |
| Printer Paper — Microperf Edge 1000 Sheets | 16.95 |

ELECTRICAL

| | | |
|--------------------------------------|--|----------|
| Surge Protectors — Line Filters | SL Waber — 6 Outlets with Switch | \$ 39.95 |
| Uninterruptible Power Supplies | | 399.95 |

MISCELLANEOUS

| | |
|--|--------------|
| Diskettes in 10 Pack | from \$ 9.95 |
| Twoprint Switches | from 99.95 |
| Disk Drive Cables | from 16.00 |
| Maintenance Cleaning Kits | 12.00 |
| Parallel Printer Buffers 8K | 149.95 |
| Floppy Disk Drive Cables | |
| 1 Drive | 16.00 |
| 2 Drives | 18.95 |
| Heath/Zenith 2 Drive Cables — Shielded | 24.95 |

80 © 1985 SOFTWARE SUPPORT, INC.

1 Edgell Road, Framingham, MA 01701 (617) 872-9090 Telex-383425
Hours: Mon. thru Fri. 9:30 am to 5:30 pm (E.S.T.) Sat. 10 am to 3:30 pm

SERVICE POLICY — Our Professional Technical Staff Is Available To Assist You Monday Through Saturday.
WARRANTIES — Up To One Full Year Parts And Labor. Floppy Disk Drive Power Supplies — Five (5) Years.

SERVICE — 24 Hour Turn-A-Round On All In-Stock Parts. Dealer Inquiries Invited. Call 617-872-9090

Please Call For Shipping,
Handling And Insurance.
Cash Discount Prices

Toll Free 1-800-343-8841

Please Call For Our Latest Price Saving Specials.

Not Responsible for Typographical Errors.
Prices and Specifications May Change
Without Notice.

```

10 P=0:P$="PRINTER OFF" 'INITI
ALIZE AS PRINTER OFF
20 'PROGRAM BODY HERE. DO A GOS
UB 30 FROM WITHIN THE PROGRAM T
O TOGGLE PRINTER LINK ON AND OF
F
30 P=1-P: IPP THEN P$="PRINTER
ON": RESTORE: FOR X=1 TO 15: RE
AD A: POKE 1007,X,A: NEXT: POKE
359,126: POKE360,3: POKE361,240
: RETURN
40 DATA 52,22,198,254,215,111,1
90,160,2,173,3,15,111,53,150
50 P$="PRINTER OFF": FOR X=1007
TO 1022: POKE X,0: NEXT: POKE35
9,126: POKE360,203: POKE361,74
: RETURN

```

Program Listing. Printer/screen link.

30, the printer toggles on or off. When you link up to the printer, the value of P is one, and the printer is on. When the value of P is zero, the program prints to the screen.

*Bob Helms
Midwest City, OK*

Oops

The Program Listing for William Bonnell's improved data base manager ("Some Added Mastery," *HOT CoCo*, January 1986, p. 50) contains a bit-drop error. Line 3010 should end with EA,45 instead of EA,4.

Program Listing 2 of Milton T. Simpson's regression analysis program ("Swami Says," *HOT CoCo*, February 1986, p. 46) needs a few modifications. To ensure that you do not exceed the range for Y, thus causing an FC error, add the following lines:

```

3583 IF Y < 4 THEN Y = 4
3586 IF Y > 187 THEN Y = 187

```

For the program to operate properly, you must also add:

```
5135 ON I GOSUB 2270, 2370, 2470, 2550
```

Finally, substitute E\$ for G\$ in line 5150.

One other item in the article deserves

clarification. The summary at the top of Fig. 1 didn't list the curve data tabulation formula for beam strength versus thickness. As the graph at the bottom of that figure clearly states, the formula is $y = A * x^B$.

Assistance Needed

► Eric Anderson (Box 495, Goodwell, OK 73939) would like to obtain a karate program that will run on his CoCo.

► Jay Kellett (10 Savage Drive, Langhorn, PA 19047) is looking for a way to monitor the carrier on the CoCo's serial port.

► Richard M. Wetz (728 Miller Road, Lebanon, OH 45036) wants to trade information about the CoCo. He's especially interested in CoCo users who have hints on *Madness* and the *Minotaur*, *Pyramid*, or *Rakkatu*.

Clubhouse

► The MC-10 User's Group (Box 103, Owensville, IN 47665) is now on line courtesy of Nation Serve Information Service. Write for information.

► The King's Byte Color Computer Club (718-763-4233 [voice] or 718-837-2881 [24-hour BBS; type in GO CLUBS]) meets at 7 p.m. on the first Monday of most months at the Brooklyn Union Gas Company, 195 Montaque St. The club welcomes entire families. Call for information on the next scheduled meeting.

► The California Computer Federation is an antipiracy Color Computer club currently serving at least 75 percent of the state of California. For information, contact your local chapter:

Los Angeles Chapter
Pete Ellison, president
366 W. Providencia Ave.
Burbank, CA 91506
818-840-8903 (voice)
818-993-5217 (voice)
818-886-6041 (BBS)
818-988-0547 (BBS)
213-773-3024 (BBS)

818-996-1977 (BBS)
Sacramento Chapter
Mike Faulkin, president
828 San Tomas Drive
Davis, CA 95616
916-753-7354 (voice)
916-753-4066 (BBS)

San Francisco Chapter
Dick Stanich, president
P.O. Box 7007
Redwood City, CA 94063
415-366-4560 (voice)
415-364-2658 (BBS)

► The Essa Color Computer Club meets at Our Lady of Grace School on Roth St. in Angus, Ontario, every other Monday at 7:30 p.m. Call Eldon Doucet (705-424-1354) or Lee Lay (705-728-9481) for more information.

► The Gargon/CoCo Games, a combination club and BBS, is working on circulating public-domain games for the CoCo. For information, send a self-addressed, stamped envelope (c/o Bill Mittel, 112 Strangeway Ave., Lodi, WI 53555, 608-592-3597).

► Two CoCo users in Nevada are interested in hearing from others who want to establish a club in the Las Vegas area. Call Jim Woods (702-458-9340) between 2 and 8 p.m.

► A Color Computer club in the Sioux City, NE, area is looking for new members. Contact Alan Pedersen (611 D St., S. Sioux City, NE 68776, 402-494-2284 [voice] or 712-258-0234 [BBS, leave a message for ABP]).

On Line

► The Colorama BBS of Cookeville, TN (sysop Pat Oakley, 615-528-2864), is open from 10 p.m. to 6 a.m., seven days a week.

► Duke Norris writes that the Colorama BBS in Shelbyville, IN (317-392-2769), is on line all day every day. The communications protocol is: 300 baud, 7 bit, even parity, one stop bit.

Doctor ASCII

by Richard E. Esposito and Ralph E. Ramhoff

Having technical difficulties? Consult the Doctor for an answer. Due to the volume of mail Doctor ASCII receives, we cannot guarantee that your query will

be published. Please send a self-addressed, stamped envelope with all letters to Doctor ASCII, c/o 80 Micro, 80 Pine St., Peterborough, NH 03458.

Q: Is the CBasic compiler from Cer-Comp (5566 Ricochet Ave., Las Vegas, NV 89110, 702-452-0632) really a compiler? How does it measure up to

PERRY COMPUTERS



CALL
1-800-248-3823

| COLOR COMPUTERS | | LIST PRICE | OUR PRICE |
|-----------------|-------------------------------|------------|-----------|
| 26-3127 | 64K Extended Color Computer 2 | \$199.95 | \$175.00 |
| 26-3134 | 16K Standard Color Computer 2 | 119.95 | 100.00 |
| 26-3129 | Thinline DD O for Color Comp | 349.95 | 290.00 |
| 26-3018 | Extended Basic Kit | 39.95 | 36.00 |
| 26-3030 | OS-9 with Editor Assembler | 69.95 | 59.50 |
| 26-3012 | Deluxe Joystick | 29.95 | 25.00 |
| 26-1208 | CCR-81 Recorder | 59.95 | 50.00 |
| | VIP Integrated Library | 149.95 | 139.00 |
| | VIP Writer | 69.95 | 59.00 |
| | VIP Calc | 69.95 | 59.00 |
| | Teletwriter Disk | | 49.00 |
| | Botek Interface | | 59.00 |

| TANDY 3000 | | | |
|------------|---------------------------------|-----------|-----------|
| 25-4001 | Tandy 3000 1 Disk 512K | \$2599.00 | \$1900.00 |
| 25-4010 | Tandy 3000 1 FD 20 Meg HD 512K | 3599.00 | 2600.00 |
| 25-3046 | Deluxe Text Display Adapter | 249.95 | 205.00 |
| 26-3047 | Deluxe Graphics Display Adapter | 499.95 | 395.00 |
| 25-4030 | 512K to 2Meg Expansion Board | 499.00 | 395.00 |
| 25-4033 | Math Co-Processor for 3000 | 399.95 | 339.00 |
| 25-4050 | 1.2 Meg Disk Drive Kit for 3000 | 299.95 | 255.00 |
| 25-4060 | HD Controller Board for 3000 | 499.00 | 425.00 |
| 25-4062 | 20 Meg Hard Disk Kit | 799.00 | 679.00 |
| 25-4101 | MS-DOS 3.1/Basic/Deskmate | 99.95 | 85.00 |
| 26-5111 | Monochrome Monitor | 199.95 | 165.00 |
| 26-5112 | Color Monitor | 599.95 | 510.00 |

| TANDY 100, 200, 600 | | | |
|---------------------|----------------------------------|-----------|-----------|
| 26-3901 | Tandy 600 Port Como 32K 3 1/2 DD | \$1599.00 | \$1125.00 |
| 26-3904 | Basic Rom for Tandy 600 | 129.95 | 110.00 |
| 26-3910 | 92K RAM Upgrade for Tandy 600 | 399.95 | 340.00 |
| 26-3860 | Tandy 200 Port Comp 24K | 999.00 | 725.00 |
| 26-3866 | 24K RAM Mem Exp Chip for 200 | 249.95 | 210.00 |
| 26-3802 | Tandy 100 Portable Computer 24K | 499.00 | 425.00 |
| 26-3808 | Tandy 100/200 3 1/2" Drive | 199.00 | 169.00 |
| 26-3816 | 8K RAM Upgrade for Tandy 100 | 119.95 | 95.00 |
| 26-3909 | Portable 3 1/2 DD for T100 T200 | 199.95 | 169.00 |
| 26-3805 | Acoustic Coupler | 39.95 | 34.00 |
| 26-1409 | Printer Cable | 14.95 | 12.70 |
| 26-1410 | Modem Cable | 19.95 | 17.00 |

| MODEL 4D | | | |
|----------|---------------------------------|-----------|-----------|
| 26-1070 | Model 4D 64K 2 FD w Deskmate | \$1299.00 | \$ 895.00 |
| 26-1122 | 64K Memory Expansion | 69.95 | 65.00 |
| 26-1123 | Model 3 to Model 4 Upgrade Kit | 399.00 | 385.00 |
| 26-1134 | Model 4 Hard Disk Kit for 15meg | 79.95 | 67.95 |
| 26-1530 | Multiplan Model 4 | 199.00 | 169.00 |
| 26-1595 | Super Scripsit Model 4 | 199.95 | 169.00 |
| 26-1608 | Deskmate for Model 4 | 195.00 | 175.00 |
| 26-1635 | Profile 4 Model 4 | 249.95 | 200.00 |
| 26-2216 | CP/M Plus Model 4 | 149.00 | 127.00 |
| 26-2231 | Double Duty Utility | 69.95 | 58.00 |

| MODEL 6000 COMPUTERS | | | |
|----------------------|---------------------------------|---------|---------|
| 26-6021 | Model 6000 512K 2 FD Computer | 4499.00 | 3125.00 |
| 26-6022 | Model 6000 512K 1 FD 15Meg HD | 5499.00 | 3795.00 |
| 26-6019 | Model 6000 256K Memory Kit | 199.95 | 185.00 |
| 26-6052 | DT-100 Data Terminal | 795.00 | 600.00 |
| 26-1245 | 10 Meg Disk Cartridge System | 2195.00 | 1750.00 |
| 26-6018 | 6000 Interface Kit for 26-1245 | 119.95 | 102.00 |
| 25-3022 | Interface Kit for 26-1245 | 199.95 | 160.00 |
| 26-4155 | 15 Meg Hard Drive Primary | 1995.00 | 1355.00 |
| 26-4171 | 35 Meg Hard Drive Primary | 2995.00 | 2545.00 |
| 26-4173 | Meg Hard Drive Primary | 4295.00 | 3350.00 |
| 26-4157 | Installation Kit for Primary HD | 349.00 | 295.00 |

| RADIO SHACK PRINTERS | | LIST PRICE | OUR PRICE |
|----------------------|-----------------------------------|------------|-----------|
| 26-1276 | DMP-105 Dot Matrix Printer | \$ 199.00 | \$ 169.00 |
| 26-1275 | TRP-100 Portable Thermal Printer | 299.00 | 230.00 |
| 26-1280 | DMP-130 100 cps Tri. Mode Printer | 349.00 | 285.00 |
| 26-1268 | CGP-220 Color Ink-Jet Printer | 699.00 | 595.00 |
| 26-1257 | DWP-220 Daisy Wheel | 599.00 | 460.00 |
| 26-1277 | DMP-430 24 Wire Matrix Printer | 899.00 | 635.00 |
| 26-1270 | DWP-510 43 cps Daisy Wheel | 1495.00 | 1225.00 |
| 26-1274 | DMP-2100P 24 Dot Wire Matrix | 1995.00 | 1650.00 |
| 26-1279 | DMP-2200 HiSpeed Matrix Printer | 1695.00 | 1440.00 |
| 26-1269 | PT-64 Printer Controller | 249.95 | 210.00 |
| 26-1498 | SW-302 Printer Switch | 119.95 | 100.00 |
| 26-1477 | Auto Sheet Feeder for DWP 510 | 499.95 | 420.00 |

| TANDY 1200, 2000 | | | |
|------------------|-------------------------------|-----------|-----------|
| 25-3000 | Tandy 1200 1 FD & 10 Meg HD | \$1999.95 | \$1525.00 |
| 25-3001 | Tandy 1200 2 FD 256K | 1499.00 | 1200.00 |
| 25-3010 | VM-3 Green Monitor | 219.95 | 185.00 |
| 26-3212 | CM-2 Color Monitor | 459.95 | 390.00 |
| 25-3043 | Graphics Display Adapter | 299.95 | 255.00 |
| 25-3044 | Graphics Master | 695.95 | 540.00 |
| 25-3061 | Captain Multifunction Board | 599.95 | 475.00 |
| 25-3020 | TCS-100 Tape Cartridge System | 1999.00 | 1555.00 |
| 25-3021 | Tandy 1000/1200 Interface Kit | 149.95 | 120.00 |
| 25-3130 | MSDOS/BASIC | 89.95 | 76.50 |
| 26-5103 | Tandy 2000 Two Disk | 1599.00 | 1225.00 |
| 26-5104 | Tandy 2000 1 FD and 10 Meg HD | 2499.00 | 1885.00 |

| TANDY 1000 | | | |
|------------|-------------------------------|-----------|-----------|
| 25-1000 | Mod 1000 128K 1 FD & Deskmate | \$ 999.95 | \$ 705.00 |
| 25-1001 | Model 1000 256K 1 FD 10Meg HD | 1999.00 | 1475.00 |
| 25-1003 | 300-Baud Modem Board | 149.95 | 125.00 |
| 25-1005 | Disk Drive Expansion | 199.95 | 170.00 |
| 25-1006 | RS-232C Interface 1000/1200 | 99.95 | 85.00 |
| 25-1007 | Hard Disk Control Board | 299.95 | 255.00 |
| 25-1013 | 1200-Baud Modem Board | 299.95 | 230.00 |
| 25-1025 | 10 Meg Hard Disk Drive System | 699.95 | 559.00 |
| 25-1501 | MS-DOS Reference Manual | 34.95 | 29.00 |
| 25-1502 | BASIC Reference | 34.95 | 29.00 |
| 26-1145 | Lotus 123 1000 | 495.95 | 420.00 |
| 30051030 | PJB Multifunction Board 512K | | 310.00 |

| EPSON PRINTERS | | | |
|----------------|--------------------------------|-----------|-----------|
| 20001015 | Homewriter 10 | \$ 288.00 | \$ 215.00 |
| 20001025 | LX-80 Dot Matrix Printer | 299.00 | 225.00 |
| 20001035 | FX-85 Dot Matrix Printer | 499.00 | 385.00 |
| 20001040 | JX-80 Color Dot Matrix Printer | 699.00 | 485.00 |
| 20001050 | HI-80 4 Pin Plotter | 599.00 | 390.00 |
| 20002010 | RX-100 Dot Matrix Printer | 499.00 | 400.00 |
| 20002030 | FX-185 Dot Matrix Printer | 699.00 | 525.00 |
| 20003010 | LQ-1500 18 Pin Head with Intf | 1495.00 | 1100.00 |
| 20001515 | LX-80 Tractor Feed | 49.00 | 25.50 |
| 10081010 | DX-10 Daisy Wheel Printer | 299.00 | 255.00 |
| 10081020 | DX-20 Daisy Wheel Printer | 459.00 | 390.00 |
| 10081030 | DX-35 Daisy Wheel Printer | 899.00 | 765.00 |

For Technical Questions and Information on our complete line of computer accessories and current prices.


CALL 1-517-625-4161
FOR ORDERS ONLY CALL 1-800-248-3823

Mon., Wed. & Fri. 9-9, Tues. & Thurs. 9-6, Sat. 9-3

124 S. MAIN ST. PERRY, MICH. 48872

All prices and offers may be changed or withdrawn without notice. Advertised prices are cash prices. C.O.D. accepted (\$10.00 charge per carton on C.O.D. Call for further C.O.D. information.) M.C., Visa, add 2%. AX, add 3%. All non-defective items returned will be subject to 10% restocking fee. Defective items require return merchandise authorization. Call for R.M.A. Number before returning. Delivery is subject to product availability.

Circle 75 on Reader Service card.



DeskMate® 7-in-1 software makes your Color Computer better than ever.

Now our popular DeskMate® software is available for disk-based Color Computers! DeskMate (26-3259, \$99.95) features seven popular personal-productivity programs—all on one disk!

A general-purpose *TEXT* entry and editing program performs search and replace, file merge and block select, copy and delete. It's ideal for writing correction-free letters, memos and short reports.

A simple spreadsheet program includes an easy-to-use menu and automatic column formatting. You can use *LEDGER* to do budgeting, sales forecasting, profit-and-loss projections and other "What if . . .?" calculations.

A four-color picture editor lets



LEDGER

you create lines, shapes, patterns, fills in areas with color and enter text. Using *PAINT*, you can create colorful charts, graphs, designs and "doodles" on your screen, then print a copy on a dot-matrix or ink-jet printer.

The *INDEX CARDS* personal filing system lets you enter and edit data and perform simple sorts and searches. It's ideal for keeping track of names and addresses.



INDEX CARDS



TELECOM

TELECOM, a communications program lets you access national information services, plus transmit and receive files from other computers by phone (requires modem).

A simple monthly calendar program displays "to do's" for any date. *CALENDAR* is an easy way to organize your work day.



TEXT EDITOR

A four-function *CALCULATOR*, with memory, is also available within any application without interrupting the screen in the program you are currently using.

If you don't already have a disk drive for your color computer, you can add one for just \$299 (26-3131). The 5 1/4", thinline floppy drive plugs into your Program Pak® port for over

CALENDAR 156,000 characters of storage. Add a second drive at any time, too.



CALENDAR

Radio Shack®
The Technology Store™

A DIVISION OF TANDY CORPORATION

Free! New 1986 Software Guide RSC-16.

Mail to: Radio Shack
Dept. 86-A-131, 300 One Tandy Center
Fort Worth, Texas 76102

Name _____

Address _____

City _____

State _____ ZIP _____

Phone _____

Price applies at Radio Shack Computer Centers and participating stores and dealers. DeskMate/Registered TM Tandy Corp.

MS-DOS AND COCO SOFTWARE
CMODEM TELECOMMUNICATIONS
PROGRAM \$100-FLEX, OS/9 OBJECT-
ONLY versions: EACH \$50-FLEX, OS/9
 menu-driven with terminal mode, file transfer, MODEM7, XON-XOFF, etc.

SUPER SLEUTH DISASSEMBLERS
EACH \$99-FLEX \$101-OS/9
OBJECT-ONLY versions: EACH \$50-
FLEX, OS/9, COCO

interactively generate source on disk with labels, include xref, binary editing specify 6800, 1, 2, 3, 5, 8, 9/6502 version or Z80/8080,5 version

CROSS-ASSEMBLERS EACH \$50-FLEX, OS/9, MS-DOS \$100 for 3 \$200 for all specify for 180x, 6502, 6801, 6804, 6805, 6809, Z8, Z80, 8048, 8051, 8085, 68000 modular, free-standing cross-assemblers in C, with load utilities and macros 8-bit (not 68000) sources for additional \$50 each, \$100 for 3, \$300 for all

Computer Systems Consultants, inc.
 1454 Latta Lane, Conyers, GA 30207

Telephone 404-483-4570 or 1717 to order or to request a catalog.

Most programs in source: you must provide computer, O.S., disk type.

VISA and MASTER CARD accepted; US funds only; add 5% shipping.

FLEX™ Technical Systems Consultants; OS/9™ Microware; MS-DOS™ Microsoft.

Circle 264 on Reader Service card.

... VIZIDRAW— CLIPART— ...

Print Your Graphics On T-Shirts. Send large self-address stamped envelope
 MAX-X Pad a patch to run your RS-X Pad with COCOMAX \$14.95 PPD.
 MUSX DISKS 1-5, See our review April 85 RAINBOW. Were \$13.95 each NOW \$6.00 EACH PPD
 SHRINX—reduce your graphics pictures Reviewed March 85 RAINBOW
 Special \$21.95 + \$1 Postage.
 GRAPHICOM—Reg. \$29.95—NOW \$19.95 + \$2 Postage.
 GRAPHICOM PICTURE DISKS (Art 1, Art 2, Aid 1, Font 1) Special \$19.95 \$2 Postage
 CHRIS W. BROWN GRAPHICOM ART DISKS (New Fonts & Graphics—2 Disk Set) \$19.95 + \$2 Postage.
 COMPUSERVE Starter Kits—\$20 + 2 Postage
 64K CHIPS—Set of 8. \$19.95 + \$1 Post.
 BASF SSDD Disks with sleeves 10—\$10 PPD.
 Send for our Digitized Pix Demo Disk \$3.50 PPD.

VIDX-VIDEO DIGITIZER

Connects to the RS-232 port of your COCO, no need for Y-CABLES or MULTIPACKS! Runs on minimum 16K to 32K TAPE or DISK. Comes with software easily modifiable to your needs WHY PAY MORE? Unlimited GREY scale when you use a color camera! The only digitizer that recommends you use a color camera!

VIDX-1 \$99.95 + \$3 Postage
 VIDX-2 \$124.95 + \$3 Postage
 VIDX-2 Has A RS-232 Switcher Built In

CHECK US FOR OUR LOW PRICES! SEND FOR OUR CATALOG

To Order Send Check or M.O.

GRAF X
 P.O. Box 254
 West Mifflin PA
 15122-0254



GRAF X

an editor/assembler? Do other companies produce similar products? (*Ray Jurgmann, Buckholtz, TX*)

A: CBasic is an integer-only compiler that uses a dialect of Basic similar to the CoCo's interpreted Basic. A compiler is a compromise in that you generally don't get the speed of execution attainable from Assembly language, but you have the advantage of programming in a high-level language. Since the result of compilation is machine language, you should expect faster execution than you get from interpreted Basic, especially if the program you compile contains looping. The most popular CoCo compilers are the OS-9 version of C, Pascal, and Basic-09 (the latter "compiles" to intermediate code, which is interpreted). These OS-9 compilers supply features comparable to those used on mainframe computers.

Q: I might add a non-Tandy disk drive and a Centronics-type printer to my CoCo. I don't want to spend \$25 or \$30 for a simple cable to connect them. Are there alternatives? What is the cheapest way to add a disk drive? (*Judith Briggs, Cambridge, MD*)

A: The March 1985 *Popular Mechanics* contained an excellent article entitled "Set Up Your Computer System with Hitch-Free Hook-Ups." Author Walter Salm tells how to build your own cables using the connectors and ribbon cables you can buy at most electronics parts stores. If you have trouble, the problem may lie in the cable or in an improperly set configuration switch in your printer. Generally speaking, you can make a cable more cheaply than you can buy one, provided you know how to check for problems.

Tandy's drive zero for \$199.95 (including controller, two-drive power supply, case, and cable) is hard to beat. Even if you want double-sided drives, 40 tracks, or 80 tracks, it still pays to buy the Tandy drive zero. You can discard the supplied single-sided drive and cable and buy suitable replacements—the TEAC 55B (40-track, double-sided, double-density) or the TEAC 55F (80-track, DSDD). However, an 80-track drive won't read 40-track disks, so you'll want to keep at least one 40-track drive.

Q: Do all editor/assemblers for the CoCo share the same instruction set? If so, can you use another assembler with the Assembly-language listings produced by EDTASM+?

Also, my CoCo is white, but its case is the same size as the original gray CoCo. The model number is 26-3003B. Is it a CoCo I or CoCo 2? (*Waddhana Prom, E. Windsor, CT*)

A: Since all CoCo editor/assemblers produce 6809 machine code, they use the same mnemonics (symbolic operation codes) that Motorola supplied with the spec sheet for the chip. You can use any 6809 assembler code with any of the assemblers, but there are syntactic variations.

Your computer is a CoCo I with a revision F (so called by hobbyists) PC board.

Q: Some companies, like Zenith, categorize a monitor's resolution in terms of dots (e.g., 640 by 200). Others, like NAP, speak in terms of lines (e.g., 800). I've heard that the resolution permitted by the CoCo's hardware makes the purchase of a high-resolution monitor a waste of money. Is that true? Is there any real difference among 15, 18, and 20 MHz units? (*Harold Dowda, Columbia, SC*)

A: The CoCo's video display generator can produce a display of only 256 by 192 pixels, so buying a monitor with higher resolution is not worthwhile. In fact, a monitor will give you the same picture you are getting on a TV set: the same number of characters on the same number of lines. The only advantage is a possible reduction in radio frequency interference. If you add an 80-column board such as PBJ's WordPak, you'll need a monochrome monitor with a bandwidth of at least 18 MHz.

Q: I am considering upgrading my 16K D board CoCo to 64K. How does your method ("Fat CoCo," *HOT CoCo*, September 1985, p. 28) compare to the one described by B.H. Alsop in the March 1983 issue of *Rainbow*?

Also, I converted my ROM Paks to disk with no problems using ROMEND and ROMFIX ("Disk Utilities," *HOT CoCo*, September 1983, p. 134). I had trouble with Typing Tutor, for which ROMEND gave an end address of CFFF or DFFF. I decided to try DFFF and it worked. Can you explain why? (*Paul Whiting, Madison, WI*)

A: The upgrade technique described in *HOT CoCo* makes your machine fully compatible with the newer boards; therefore, you can further upgrade it to 256K RAM and soon to 512K.

Since Tandy decided to save money by incompletely decoding its ROM Paks, the code seems to repeat itself when you PEEK locations beyond the ROM's limits. ROMEND looks for this repeated sequence but can be fooled if a ROM pak contains a code repetition or more than one ROM placed noncontiguously in memory.

Q: I have a 64K CoCo 2 and software worth hundreds of dollars. I have no problem loading Basic programs to

disk, but I can't load machine-language programs because I don't know the start, end, or execution address. (Robert M. Faden Sr., Burbank, CA)

A: You can follow the procedure below if you have a program that requires you to type in EXEC to begin execution. (It won't work for programs that execute automatically.) To find the necessary addresses, CLOADM the program without connecting the disk controller. Then type in PRINT PEEK(487)*256 + PEEK(488) to find the start address. PRINT PEEK(126)*256 + PEEK(127) - 1 gives you the end address; PRINT PEEK(157)*256 + PEEK(158) gives you the execution address. If the starting address is below 3584, you need the Tapefix disk utility (HOT CoCo, September 1983, p. 134). Tapefix works only with programs shorter than 24K (24,576 bytes).

Q: Can I CLOAD a program into memory without erasing the one already there? (Keith H. March, Continental, OH)

A: The technique for loading multiple programs into memory is simple. CLOAD the first program and type in PRINT HEX\$(PEEK(25)*256 + PEEK(26)), noting the value returned. Then type in PRINT HEX\$(PEEK(27)*256 + PEEK(28) - 2) and again note the value returned. POKE the values from the previous step into locations 25 and 26 by typing in POKE 25,value:POKE 26,value. CLOAD the second program and renumber it if there are conflicting line numbers. Finally, POKE the values from the first Print statement into locations 25 and 26. You can repeat this process to merge as many programs as memory can accommodate. ■

Color Monitor

by Scott Norman

Once I saw my home computer as becoming a tireless and devoted personal assistant, able to keep track of my schedule and maintain an inventory of electronic office supplies to boot. The key to my system would be a desktop accessory package, with such functions as a calculator, memo pad, and telephone dialer.

Alas, I soon found out that the CoCo doesn't have the muscle to handle a full-fledged electronic desktop program. It lacks two essential features: lots of memory and high-capacity disk drives.

I'm going to look a little more closely at these limitations. Then I'll explore the alternatives, including a CoCo accessory package from Computerware called the Complete Electronic Organizer (CEO).

No Room at the Inn

Of course, the electronic desk is immensely popular with businesspeople who use IBM PCs or Macintoshes. Borland International's SideKick is one of the industry's major success stories. Workalikes abound. Users can now access everything from simple calculators and message pads to 1000-cell spreadsheets with integrated graphics capabilities.

Rapid access is the key ingredient. If you're working with a word processor or

spreadsheet, you can suspend its operation, call up one of the accessories to do a quick job, and then return to the application. While you can still run only one program at a time, such auxiliary routines increase the computer's effectiveness.

You can also transfer data from an accessory to the main program by electronically cutting and pasting, using an intermediate "clipboard" file to hold the information while you jump between applications.

On a PC, you can keep some accessories in RAM for nearly instantaneous recall and others on the operating-system disk. The CoCo's 64K of RAM can't hide accessories and still do meaningful work with the main program, and its 156K disks can't store both types of software. Further, RSDOS doesn't easily let you sus-

Product Information

Computerware
4403 Manchester Ave.
Suite 102, Box 668
Encinitas, CA 92024
Complete Electronic Organizer requires 64K RAM and one disk drive; it sells for \$49.95.

Back Issues

July 1984: Guide to Disk Operating Systems, GW-Basic, and a Machine-language minimizer.

August 1984: Games issue, Model 4 ED-TASM, dBase II, Scripsit extras, and quality sales reports.

September 1984: Disk drive repair and maintenance and a guide to Editor/Assemblers.

October 1984: Bar codes, educational programs for teachers and speech synthesis.

November 1984: Special utilities issue, cassette Basic enhancements, and a hybrid text editor.

December 1984: Gift guide, football strategy game, wind chill calculator, and an easy data base manager.

January 1985: Basic compiler, Scripsit enhancements, custom graphics characters, and TRSDOS 1.3 patches.

February 1985: Line and bar graph program, GW-Basic, and easy Assembly-language programming.

March 1985: Tandy's 1200 HD reviewed, fathom disk error messages and salvage flawed disks, and a deluxe graphics editor.

April 1985: Hi-res line and bar graphs, Tandy's 1000, and a Model 4 disk zap utility.

May 1985: Tandy's DeskMate reviewed, combat simulator, guide to surge protectors, and restricted input entry program.

June 1985: Tandy 1000 tips and hints, added strength for your DOS, more workspace with SuperScripsit, and Critical Path Scheduling.

July 1985: BBS directory, display up to 16 help screens, create custom sorts, and a type-ahead feature for Model III.

August 1985: Model 4 and GW-Basics, swap between two programs running on 128K Model 4, and more patches for TRSDOS 1.3.

In each back issue, you'll also find our regular features, reviews of popular software and hardware, and dozens of useful programs that are yours for the typing.

Each back issue costs \$4.50 plus \$1 shipping and handling. On orders of 10 or more back issues, there is a flat \$7.50 shipping and handling fee. Quantities are limited. Send your orders to 80 Micro, Attn: Back-Issue Orders, 80 Pine St., Peterborough, NH 03458.

Announcing. . .

Megadisk

**More Megabytes For
Less Megabucks!**

1-800-343-8841

**SOFTWARE SUPPORT, INC.
1 EDGELL ROAD, FRAMINGHAM, MA 01701**

TURBO-M™

WHOLESALE PC™ OPENS USA WAREHOUSE TO THE PUBLIC IMPORTER OFFERING LOWEST DIRECT-TO-YOU PRICES FOR HIGH QUALITY HARDWARE FOR THE IBM and TANDY PRODUCTS

Featuring the TURBO-M system

TURBO-M XT/PC

Please call for **FREE** Picture and additional specifications

- **System D-Dual Floppy Drives \$1,199.95**
- **System 10-10 Megabyte Drive \$1,499.95**
- **System 20-20 Megabyte Drive \$1,649.95**

All Systems Come Standard with

- 8 Slot Motherboard
- Dual Speed CPU
- One 380K Floppy Disk Drive
- 640K Memory
- 150 Watt Power Supply
- Monochrome Graphics
- High Resolution Monitor
- Tilt and Swivel Base Free
- 5151™ Compatible Keyboard
- Serial Port
- Dual Parallel Ports
- Clock Calendar
- **Turbo-M** Software
- PC DOS 2.1
- One Year Full Warranty

TURBO-M™ AT—NOW AVAILABLE STARTING AT \$1995.

ADD-IN BOARDS TO HELP YOU BUILD YOUR SYSTEM

| | | | | | | |
|---|---|--|--|--|--|---------------------------------------|
| TURBO-M Motherboard Dual Speed 4.77 & 8.77 | Monochrome Graphics Card with Printer Port | Floppy I/O Card Controls Two Floppy Drives, Serial Port Parallel Port Clock Calendar Game Port | Winchester Hard Drive Controller | 10 Megabyte Complete System Drive, Controller, Cables and easy to follow instructions. | 20 Megabyte Drive Complete System Drive, Controller, Cables and easy to follow instructions. | Color Graphics Card with Printer Port |
| \$299.95 | \$94.95 | \$109.95 | \$139.95 | \$369.95 | \$469.95 | \$118.95 |
| 150 Watt Power Supply | Multi-Function Card with Space for 384K of Memory, Serial Port, Parallel Port Clock Calendar, Game Port | 5151™ Compatible Keyboard with Separate Cursor and Number Pads | Monochrome Monitor with High Resolution Tilt/Swivel Base | Floppy Drive Card Controls up to Four Drives | P.C. DOS 2.1 | Flip Top Cabinet with Speaker |
| \$89.95 | \$89.95 | \$124.95 | 178.95 | \$54.95 | \$60.00 | \$64.95 |

MEGADISK™ HARD DRIVES

IBM/PC and COMPATIBLES

Systems come complete with drive, controller, cables, hardware and easy to follow instructions.

- 5 megabytes starts at \$239.95
- 10 megabytes starts at \$369.95
- 20 megabytes starts at \$469.95
- 60 megabytes starts at \$1,299.95

REMOVABLE MEDIA SPECIAL

5 Megabyte Cartridge Hard Drive Now Specially Priced!

TRS/80 MODELS I/III/IV

Systems come complete with one free software driver for TRSDOS 6, LDOS 5.1.x, DOSPLUS 3.4/4, or NEWDOS 80.CP/M is available.

Comes complete with all cables and easy to follow instruction guide. This specially designed system will give a TRUE formatted size as specified below and even higher.

- 5 megabytes \$449.95
- 10 megabytes \$679.95
- 15 megabytes \$749.95
- 20 megabytes \$849.95
- 24 megabytes \$899.95

Streaming Tape Backup Systems

with controller, drive and complete instructions

- 10 megabytes external systems complete \$499.95
- 20 megabytes internal systems complete \$489.95
- External system complete \$649.95

SOFTWARE SPECIALS

| | Purchased with TURBO-M System | WHOLESALE PRICE |
|----------------------------|-------------------------------|-----------------|
| TWIN-LOTUS 123 workalike | \$109.95 | \$139.95 |
| P.C. DOS 2.1 | FREE | \$ 60.00 |
| POPCORN-WORDSTAR workalike | \$ 49.95 | \$ 69.95 |
| Popcorn dictionary | \$ 49.95 | \$ 69.95 |

Warranty Information:

TURBO-M systems come with a full year warranty for parts and labor. TURBO-M systems are guaranteed to run all programs such as LOTUS, SYMPHONY, AUTOCAD, FLIGHT SIMULATOR, DBASE, MICROGRAFX, WORDSTAR, LEADING EDGE W/P. **MEGADISK hard drives are fully warranted for parts and labor.**

TERMS and CONDITIONS:
All prices are cash discounted. However, we do accept MC, VISA, AMEX & DISCOVER credit cards. Please inquire.
C.O.D.'s are accepted—No deposit required.
Purchase Orders—Corporate, Government & School P.O.'s are accepted. Please call for details.
Shipping Costs are calculated per order. Please call for total.
Toll Free Ordering—"Sort of"—we will deduct \$2.00 from your order when placed.

WHOLESALE PC

25 RICHWOOD STREET
FRAMINGHAM, MA 01701

CALL 1-800-343-8841

DIVISION OF SSI

Hours: Mon.-Fri. 10:00 am to 5:30 pm (est) Sat. to 4:00 pm

"Your Satisfaction Is our Goal"

Shipments of all in-stock products are made within 24 hours, same day service is available upon request at no added cost.

Service & Returns: It is our policy to repair all service returns within 24-48 hours. Normally same day turn-around is accomplished. It is necessary to have a (R)eturn (M)aterial (A)uthorization to insure speedy service.

CASH DISCOUNTED PRICES

1-617-872-9090

pend one program while you use another.

CEO works around these limitations by making a sacrifice: You must devote your computer to your accessories. You thus give up word processing, spreadsheets, accounting, and other functions in favor of having the machine keep track of your day's appointments, phone numbers, memos, and the like. Is the trade-off justified?

Letting the CEO Run the Show

CEO (it also stands for chief executive officer) gives you simple versions of six popular accessories: a calendar, free-form data file, memo pad for messages of short term interest, four-function calculator, telephone directory, and real-time clock with alarm. You need a 64K computer, and while the program works with one disk drive, procedures get so complicated that I recommend two drives for daily use.

The start-up screen, your home base when moving among functions, consists of a picture of a desktop, windows in which the date and time appear, and two menus—one for applications, the other for utilities. You use the arrow keys to move your cursor to the desired item and press the enter key. The calendar also uses a cursor and icons for your choices.

Since the CoCo doesn't have its own real-time clock, you have to give CEO the date and time at the start of each session. You can set the clock and the alarm from the utility menu. You can also select an Other Things option, which lets you specify the number of disk drives and printer baud rate or customize a short sign-on message. Other options let you format a data disk or quit the program and return to Basic.

The Heart of the Matter

The applications are, of course, the heart of the program. The calendar function is an abbreviated version of Computerware's earlier stand-alone program, Don't Forget, which I discussed in August 1985 (*HOT CoCo*, Computer Room, p. 18). Like its predecessor, CEO can display either a monthly calendar page or a daily appointment schedule, but its capacity is more limited. Each day has 10 hourly divisions, along with space for a single memo and a special-occasion notice. The appointment slots can hold 15-character notes; the memos and special-occasion notices can hold only 32-character messages.

That might not be enough room to record your affairs. I fill my regular desk calendar (containing two pages for each week) with lots of notes to myself. I would be hard-pressed to get by with CEO's restricted space.

The program does well at moving information around, though. You can use miniature scissors, clipboard, duplicator, and disk icons at the top of each daily schedule page to copy an entry from one hourly slot to another, or from one day to another. In a two-drive system, you can carry birthdays, anniversaries, and similar events from year to year (a single data file can cover only one year) without retyping—simply use the arrow keys to select a data item, icon, or menu entry as appropriate.

CEO doesn't support joystick or mouse control of the cursor. However, it searches automatically to help you find items buried in the depths of your calendar file. After you specify a key word, the system prints the schedule of any day containing it, as long as the date falls within the limits you specify. This feature proves handy for making a list of your associates' birthdays, anniversaries, and so on. Unfortunately, CEO doesn't offer an analogous screen report.

Although the icons make the calendar CEO's flashiest feature, many people will find Note Keeper's unstructured data file more useful. Each note (or record, in conventional data base parlance) can consist of up to 5,400 characters. Note Keeper lets you organize the text in any way you please, since notes are not broken down into specific fields. If they are short, you can store as many as 479 notes on a data disk. CEO stores each note under a title, which you can search for by key word.

Because many of my filing applications are for pieces of text rather than structured information, I like free-form data files. Thus I expected to enjoy Note Keeper. I did, but had one reservation: Note Keeper is line-oriented (whatever lies between two carriage returns is treated as a single piece of text). I would have preferred a full-screen editor.

Fortunately, the lines aren't restricted to the width of the video display; they can be up to 232 characters long. Nevertheless, you must keep track of the line you are on if you want to jump between command and exit modes. That's another drawback: separate modes for text entry and modification. Perhaps I've been spoiled by Telewriter-64, but Note Keeper's system seems too cumbersome for a process that should be intuitive. However, because the editing commands are similar to Extended Color Basic's, you don't need to learn much new material.

CEO's Memo Pad works exactly as Note Keeper does, except that it creates only one record (also called Memo Pad). Whenever you use it to write a reminder, you overwrite the old message. However, Note Keeper can read and rename Memo Pad and add it to its own data file,

so your brightest brainstormings need not be lost in the pileup.

It might seem ludicrous to pull out a hand-held calculator to do quick figuring while seated at a computer keyboard, but most of us have probably done so. CEO includes a simple four-function calculator display to save you the trouble. You must enter the numbers from the CoCo's keyboard. Unlike the many calculator accessories supporting the Macintosh, this one doesn't let you use a cursor to "press" buttons on the screen. Answers do, however, appear in their proper place on the imaginary calculator's window.

CEO's last function is Phone Directory, a simple routine to keep track of names and telephone numbers. You can't interface it to a telecommunications program for automatic dialing, and it won't store names and addresses for use with a mail-merge program. Phone Directory does seem to keep its data file in RAM whenever it's in use, since it always keeps the file sorted when you add or delete names. I detected no time lag as a result of the sort.

Because the sort uses names exactly as you record them, you should enter them in last name, first name order. The search routine is limited—it can find only matches that begin with the first character of the name. Therefore, Phone Directory will find S, Sm, or Sml, but not John Smith.

Phone Directory has a final quirk: It accepts duplicate entries and has no way to warn you that a given name/number combination already exists.

How Are Things At the Office?

It would be nice if a 64K Color Computer could juggle both a major program and CEO's desk accessories, but it can't. If I'm busy with the machine and get the urge to check my next dental appointment, it had better be written down somewhere. I can't click on a screen menu and have CEO's calendar appear, and shutting down my main program to load CEO's disks is impractical.

CEO will be most useful to the user who doesn't use an application for long periods but who is still willing to leave the CoCo running all day. Such a situation would give the accessories a workout. If they're available, you'll use them.

The features themselves are interesting, if limited. At the very least, they can give you a taste of what it's like to have an electronic desk. ■

Scott Norman is the manager of solid-state science at GTE Laboratories in Waltham, MA. Write to him at 8 Doris Road, Framingham, MA 01701.

Circle 538 on Reader Service card.

1986 BEST OF THE UPGRADES LIST

1. Memory 64K DRAMS . . . from . . . \$ 19
256K Kits 98
2. ROM/BASIC Color Basic 1.2 . . . \$ 19
Extended Basic 1.1 . . . 29
Disk Basic 1.1 29
ADOS 40
3. Storage Drive 0 \$209
Drive 1 (external) 135
Drive 1 (internal) 80
4. Controllers J&M (you supply DOS) \$ 89
'Super Controller' 95
5. Monitor Driver Original Coco . . . \$ 24
Coco II 34
6. Monitors Hi-Res Green/Amber . . . \$ 89
Color with audio 169
7. Lower Case Kit \$ 49
8. Deluxe Keyboards from . . . \$ 69

Please specify model or cat # of your CoCo when ordering. Brands and prices subject to stock availability. Send for free price list on over 200 Coco items.



POLYGON COMPUTERS
1316 Wilshire Blvd., Suite 206
Los Angeles, CA 90017
(213) 483-8388



Co. Res. 6 1/2% fax
Visit our Retail Store

Shipping: \$2 Software
Charges: \$5 Hardware

Circle 449 on Reader Service card.

PROFESSIONAL HANDICAPPING SYSTEMS

• PRESENTED BY PROFESSOR JONES •

GLD. Thoroughbred "Gold" Edition™

A Full featured Thoroughbred analysis designed for the professional and the serious novice
\$159.95 complete

EGLD. Enhanced "Gold" Edition™

"Gold" Edition with complete Master Bettor™ system integrated onto the same disk. This powerful program will transfer all horses and scores to the bet analysis with a "single keystroke."
(Master Bettor™ included) \$199.95 complete

GLTD. Limited "Gold"™

Enables Professional Handicappers to assign specific values to the racing variables they feel are important. Create program weight based on a particular track and fine tune it for maximum win percentage. This program is designed for ease of use. The user needs no programming experience.
(contains Integrated Bettor™) \$299.95 complete

GD. Gold Dog Analysis™ \$149.95
The ONLY professional greyhound analysis available that evaluates ALL variables
w/integrated Bettor \$199.95
Limited Version \$299.95

MHH. Master Harness Handicapper™
Professional software designed to provide a thorough analysis of all trotter and pacer races in the United States and Canada
complete \$159.95
w/integrated Bettor \$199.95
Limited \$299.95

Professor Pix Football™
Complete STATISTICAL ANALYSIS on Data Base allowing Designated previous games to be evaluated
Statistical Series \$99.95
w/Win Loss Power Ratings \$149.95

NBA. Basketball™
NBA \$99.95 w/college \$129.95
w/power ratings \$149.95

LOT. Lottery Analysis™
Statistical comparison program designed to detect subtle patterns in win numbers and digits
Lottery (3-4 digit) \$79.95
w/Lotto (Max 99 Digit) \$99.95

PC-3 Portable Computer (4k) w/choice of Thoroughbred, Greyhound or Trotter™ \$249.95 (includes portable computer & program)

M-100 Portable (32k) w/choice of Thoroughbred, Greyhound or Trotter and Master Bettor \$649.95
(includes portable computer and program)

FREE CATALOG!

★★★★★

"Your BEST BET in handicapping software..."

Reviewed by:
**Whole Earth Software Guide
Corona Data Systems**

Prof. Jones
1940 W. State
Boise, ID 83702



AMEX

48 HR. FREE SHIPPING

CALL
(208) 342-6939

TERMS: Free shipping all software. Add \$6.00 hardware/\$6.00 C.O.D. UPS Blue \$6.00/Out Country \$9.00/ID Residents 4%+3 weeks personal checks/Cash price only add 2% Visa, MC AMEX Prices subject to change

Circle 369 on Reader Service card.

The Accessible Computer Experts



DELKER

HARDWARE SPECIALS

| | |
|--------------------------------|-----------|
| Tandy 600 | CALL |
| Tandy 3000 | CALL |
| 25-1000 Tandy 1000 2-drive | CALL |
| Tandy 1000 10MB Hd | CALL |
| 26-3802 Model 100 24K | \$ 449.95 |
| 26-3860 Model 200 | \$ 849.95 |
| 26-3816P 8K Upgrade Model 100 | \$ 55.95 |
| 26-3127 64K Extended Coco 2 | \$ 149.95 |
| 26-3129 Coco Drive | \$ 189.95 |
| 26-1161 Coco Drive 1 | \$ 179.95 |
| 26-3124 Multi-Pac Interface | \$ 89.95 |
| Video Monitor Adapters | \$ 34.95 |
| Botek Ser/Par Interface | \$ 69.95 |
| NAP Video Monitor (Grn Amber) | \$ 109.95 |
| Extended Basic w/bk | \$ 39.95 |
| 64K (DEI) Memory Upg | \$ 49.95 |
| HJL Keyboard (D E F 2) | \$ 79.95 |
| 26-1276 DMP-105 Printer 80 cps | CALL |
| 26-1278 DWP 220 Printer | CALL |

ACCESSORIES

| | |
|-------------------------|-----------------|
| Voiksmodem 1200 | \$299.95 |
| RS D C Modem IB | \$ 89.95 |
| Novation J-Cat Modem | \$129.95 |
| USR Password 300 | \$179.95 |
| Hayes SM 300 Modem | \$239.95 |
| USR Password 1200 | \$399.95 |
| USR Password 2400 | \$599.95 |
| CoCo Switcher | \$ 39.95 |
| Elephant Disks ssdd | \$ 18.95 |
| Mach II Joystick | \$ 39.95 |
| 26-3030 OS-9 (64k) | \$ 64.95 (disk) |
| Basic-09 (req. OS-9) | \$ 87.95 (disk) |
| "C" Compiler (OS-9) | \$ 87.95 (disk) |
| FHL O-Pak (req. OS-9) | \$ 34.95 (disk) |
| Eite Word | \$ 59.95 (d&c) |
| Elite Calc | \$ 59.95 (d&c) |
| Color Term Plus | \$ 29.95 (cass) |
| Deft Pascal | \$ 79.95 |
| 26-3012 Deluxe Joystick | \$ 34.95 |
| Tandy 1000 options | CALL |

NEW! Dual Double Sides Drives including case, power supply & cable \$375.95


NEW! 26-3128 64K Direct Video CoCo2 \$219.95

MSI SOFTWARE

| | | |
|-------------------|-----|----------|
| MSI DISKUTIL | NEW | \$ 19.95 |
| COLOR FINANCE II | NEW | \$ 69.95 |
| MSI NAMEFILE | | \$ 24.95 |
| MSI CALENDAR | NEW | \$ 19.95 |
| MSI COLOR PAYROLL | NEW | \$ 99.95 |
| COLOR FINANCE 4 | | \$ 69.95 |

TRS-80 Trademark Tandy Corporation
Prices subject to change without notice
Write for our FREE newsletter

Call for prices and availability of your favorite software and hardware. All advertised items subject to availability. Prices do not include shipping and handling. All of the above units are covered by our 120 day carry-in warranty.



DELKER ELECTRONICS, INC.
P.O. Box 897 408 C Nissan Blvd.
Smyrna, TN 37167

- 800-251-5008
- 615-459-2636 (Tennessee)
- 800-545-2502
- 615-254-0088 (Nashville)

Visa, Mastercard and American Express


NEW DISK DRIVES

STARTING AT

\$ 89.⁹⁵

**WITH CASE &
POWER SUPPLY**

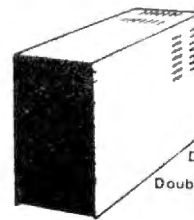
\$129.95



TANDON MPI TEAC

Speed 6 ms tk to tk and up
Capacity 250k unformatted
Tracks 40
Warranty **now 1 YEAR**

New Low Price!



40 Tks 6Ms
Double Sided
Double Density

40 or 80 Tracks

1/2 Hght. Teac/Panasonic



We carry only the finest quality disk drives • no seconds • no surplus

SATISFACTION GUARANTEED!!

ALL DRIVES FULLY TESTED & WARRANTED

Complete Disk Drive with Power Supply & Case Teac \$129.95

Two Drives in Dual Case & Power Supply Teac ~~\$279.95~~ CALL

1/2 ht double sided double density Disk Drives (Panasonic/Teac) ~~\$119.95~~

1/2 ht double sided double density Disk Drive with ps & case ~~\$199.95~~ CALL



How to use your new drive system on audio cassette

Single ps & case \$44.95 Dual 1/2 ht ps & case ... \$54.95 Dual ps & case ... Call

Color Computer Controller (J&M)



\$129.95

DRIVE Ø FOR RADIO SHACK COLOR COMPUTER

TANDON, MPI OR TEAC DRIVE (SINGLE SIDED 40 TRACKS SPEED 5 MS TRK TO TRK & UP)

POWER SUPPLY and CASE, TWO DRIVE CABLE WITH ALL GOLD CONNECTORS

J&M CONTROLLER, MANUAL and DOCUMENTATION ~~\$249.95~~ \$ SALE!

BUY THE BEST
FOR LESS!
CALL!

DRIVE Ø FOR RADIO SHACK COLOR COMPUTER

PANASONIC 1/2 HEIGHT DOUBLE SIDED DOUBLE DENSITY DRIVE 500K unformatted

POWER SUPPLY and CASE, 2 DRIVE CABLE WITH ALL GOLD CONNECTORS

J&M CONTROLLER, MANUAL and DOCUMENTATION ~~\$279.95~~ Super!! SALE!

TAKE ADDED SAVINGS ON TWO DRIVE SYSTEMS

DISKETTES with free library case ~~\$17.95~~ 10 Diskettes CONTROL DATA

Unadvertised Specials \$Call

Drives cleaned, aligned & tested \$29.95



TECHNICAL STAFF ON DUTY, PLEASE CALL FOR ASSISTANCE.




**CALL US TODAY!!
ORDER TOLL FREE**

(617) 278-6555

1-800-635-0300

* DEALER INQUIRIES INVITED.

(617) 278-6555



TRUE DATA PRODUCTS

9. S. Main
Uxbridge, MA 01569
(617) 278-6555

HOURS MON SAT 9-6 (EST)

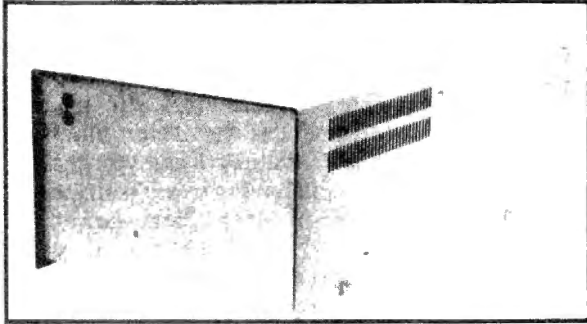
We welcome

- Visa / Master Charge
- Checks (allow 2 weeks for clearing)
- C.O.D. Add \$2.00

New Hard Drives

----- COMPLETE SYSTEM ----- JUST PLUG IN -----

**Call For
BEST PRICE**



Warranty - One Full Year


5 to 20 Megabyte, ready to run on the TRS
80 Model I/III/IV/4P, color computer,

64K UPGRADES \$39⁹⁵

NEW QUALITY VIDEO MONITORS

Starting at **\$79.⁹⁵**

**MONOCHROME
COLOR MONITORS**



VIDEO DRIVER

ENABLES YOUR COCO TO OPERATE WITH A
VIDEO MONITOR INSTEAD OF A TELEVISION!

SCREEN DUMP PROGRAM

The best screen dump program for the Epson & Gemini
printers ever!! Have the option of standard images
or reverse w/regular or double sized pictures \$19⁹⁵



PRINTERS

**PRINTER CABLES AND
INTERFACES AVAILABLE
Call for current pricing**

- * 100 - 120 - 160 CPS
- * Bidirectional Logic Seeking
- * Friction and Tractor
- * 9X9 Dot Matrix
- * True Descenders
- * High Res-Bit Image Block Graphics

- * Super Script-Subscript
- * Underlining
- * Backspacing Doublestrike
- * 5, 6, 8 1/2 10 12 and 17 Pitch
- * Programmable Line Spacing
- * SIX (6) MONTH WARRANTY

GEMINI 10X (9 Inch Carriage, 120cps) Friction and Tractor . . . \$CALL
GEMINI 15X (15 Inch Carriage, 120cps) Friction and Tractor . . . \$CALL
DELTA 10 (10 Inch Carriage, 160cps) Friction and Tractor . . . \$CALL

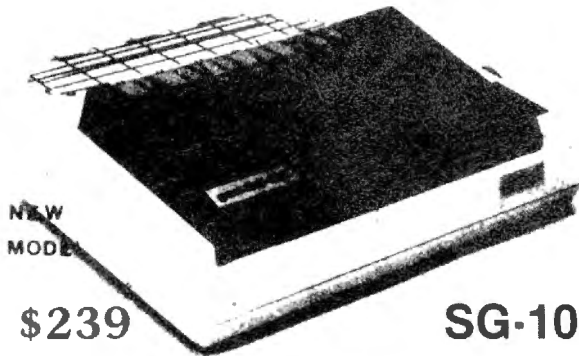

POWER TYPE Letter quality

SP-3 INTERFACE for Color Computer

- 300-19,200 BAUD rates
- External to printer — No AC Plugs
- Built in modem/printer switch—no need for Y-cables or plugging/unplugging cables

Only:

~~\$59.95~~



**NEW
MODEL**

\$239

SG-10

COMPLETE SYSTEM

299⁹⁵

**NEW
LOW
PRICE**

now
with
screen
dump

Nothing more to buy!

Dealer inquiries invited



TRUE DATA PRODUCTS

9 S. Main
Uxbridge, MA 01569



**CALL US TODAY!!
ORDER TOLL FREE**

**(617) 278-6555
1-800-635-0300**

Printed Matter

Epson's FX-286 (\$749), a 136-column dot-matrix printer, lets you print assorted types of documents and forms, including those combining graphics and text. It emulates the IBM Proprinter and is fast in both draft (200 characters per second) and near letter quality (40 cps) modes.

The FX-286 connects to most computers via a built-in industry standard parallel interface. A built-in 8K print buffer frees the host computer for other tasks while printing is in progress. The printer comes standard with both friction and tractor paper feed. Options include a serial interface board and cut-sheet paper feeder. For more details, contact Epson America, Computer Products Division, 2780 Lomita Blvd., Torrance, CA 90505, 800-421-5426.

Circle 581 on Reader Service card.

Writing Help

Reference Manual for Scripsit from PowerSoft covers Model I and III disk and tape versions and Model 4 Scripsit. It's a supplement to Tandy's manual, but is complete enough to stand alone.


The manual includes all the word processor's commands and gives many examples. It contains a comprehensive index to the Tandy I/III Scripsit manual as well as its own index.

The price is \$7.95 plus \$3 for shipping and handling. For more information, contact PowerSoft Products, 17060 Dallas Parkway, Suite 114, Dallas, TX 75248, 214-733-4475.

Circle 561 on Reader Service card.

A New File

Master File from Ultimate Software is a data base manager for the Models III and 4/4P/4D. You can create your



The Epson FX-286 emulates the IBM Proprinter.

own filing system, and record and store any type of information (alphabetical, numerical, or a mixture of both). The program requires 32K, one disk drive, and a printer.

You can add or change fields anytime; add, delete, edit, search, and print records; sort by any field in ascending or descending order; and count or total any field.

The print option provides hundreds of print format possibilities. You can print reports and labels using the same data entries. The program includes a mail-list management system that prints mailing labels or lists.

Master File costs \$59. For further information, contact Ultimate Software, P.O. Box 1291, Hayden Lake, ID 83835, 208-772-7634.

Circle 568 on Reader Service card.

Wired

Houghton Mifflin's Infomania: The Guide to Essential Electronic Services by Elizabeth Ferrarini is an exhaustive, entertaining guide to hundreds of on-line services. It gives the lowdown on their quirks and benefits, saving you time and money.

Infomania tells you how to get in touch with Wall Street, call a free job data base, find a date for Saturday, get into the U.S. government's free data bases, and more. It also informs you about new trends and techniques, gives you alternatives to expensive search methods, and explains how to shop in the

Electronic Mall. The book costs \$14.95. For more information, contact Houghton Mifflin Co., 2 Park St., Boston, MA 02108, 617-725-5972.

Circle 553 on Reader Service card.

Easy Calculations

AlphaBit Communications offers Sum-Up, a calculator program for the Models I, III, and 4 under TRSDOS 6 or MULTIDOS 80/64. The calculator works as a window that pops up over almost any application program and uses 5.5K of memory.

You can add, subtract, multiply, and divide by forward or reverse notation. It also contains a decimal-to-hexadecimal converter. You can send calculations to the printer and include labels.

The calculator is \$24.95. For further details, contact AlphaBit Communications Inc., 13349 Michigan Ave., Dearborn, MI 48126, 313-581-2896.

Circle 558 on Reader Service card.

Statistically Speaking

DBi Software offers Trajectories, a statistical processing system, for the Tandy 6000 under the Xenix operating system. The program is also available for the Models 1000, 1200HD, and 2000; and for the Models II and 12 under CPM.

Trajectories is menu- and prompt-driven and offers over 120 different statistical functions. It offers regression analysis and precise calculations. Many programs are accurate

up to 12 decimal places. The package includes a two-way mainframe interface.

Optional time series and data base modules are available as is the basic source code. The Xenix multiuser version is \$595 and the single version is \$395. For more information, contact DBi Software Products, 206 W. Michigan, Suite 100, Mt. Pleasant, MI 48858, 800-221-3791.

Circle 555 on Reader Service card.

Compressing Business

Lap Coder is a text compression program for the Models 100 and 200 from Mu-Psi Computer Consulting. By compressing files, the program increases your computer's text storage capacity by 50 percent. It also cuts cassette save/load time and modem transmission time by about a third, and it reduces errors, since fewer characters are stored or sent.

The program and an instruction manual cost \$27.95 plus \$2 for shipping and handling. For more information, contact Mu-Psi Computer Consulting, 1010 Turquoise St., Suite 250, San Diego, CA 92109, 619-459-5579.

Circle 557 on Reader Service card.

Get Booking

B. Erickson Software's Book program for the 32K Color Computer lets you format booklets, letters, and more. Most ASCII data files or programs load into Book, or you can use its built-in editor to write a file.



Book prints up to 255 pages (on one or both sides) and works with single sheets or form-feed paper. Pages can be five to 66 lines long, lines five to 138 characters wide. You can number pages.

The program has four formats: word-wrap, justified, basic program, and data. The cassette version is \$39, and

BUILD YOUR OWN IBM CLONE

OR BUY ONE OF OURS COMPLETE FOR LESS THAN A TANDY 1000 AND GET REAL IBM COMPATIBILITY PLUS A ONE YEAR WARRANTY *8 SLOTS
 *ACCEPTS FULL SIZE CARDS (Not the puny Model 1000 type)
 *COMPLETE COMPATIBILITY *NO DMA FUNNY BUSINESS

Start with our high quality steel case with a flip-top that makes changing cards a snap. You won't void our warranty by opening the case. This is the foundation of your system. No cheap, flimsy plastic here. There are 8 slots and 7 of them accept both short and regular full length IBM add-on cards. You have room for up to 4 half-high drives. There is even a place for an additional fan. A speaker and all hardware are included. All you need is a Phillips screwdriver. \$ 89



Now for the heart of your IBM clone: the Main Board. No cost has been spared in manufacturing this fully IBM compatible, 640K RAM (all on the main board), 8 slot Clone of the IBM XT. The latest in technology including the famous NEC V20 8088 CPU chip, gives faster performance than the Tandy 1000 or 2000. There is even a socket for the 8087 numeric coprocessor. The board fits the case like a fine glove. Plug in the power connector, hook up the speaker and you are ready for the next step toward real IBM compatibility \$ 249

Add our 135W (twice IBM's) power supply for all the power you are likely to ever need. It has outputs for the main board plus up to 4 disk drives. The IBM-style side switch mates with our case \$ 99

The Multi I/O card provides for 5 major functions—floppy disk drives (up to 4 DS/DD 360K drives); IBM parallel printer port; 2 serial (RS-232) ports, 1 populated, 2nd optional (\$10); Game port; Battery backup clock/calendar. Includes clock software and internal disk drive cable \$ 149



2X THE POWER OF AN IBM




Standard \$ 89



Deluxe \$ 129

Keyboards are one area where nobody copied IBM. Many feel the standard IBM keyboard leaves a lot to be desired. We have the most popular aftermarket keyboards. The 5150 and the 5151 are capacitive types with the feel professionals demand. Both models offer lighted NumLock and Caps keys and the deluxe model has lighted Power and Cursor Pad keys along with a Reset key and a separate cursor and numeric keypad.

Want to go with a hard drive? How about a 20MB half-high, low-power hard disk drive? Our complete kit includes the drive, cables, controller and software. It fits right inside your Clone and you can forget the floppy. Boot directly from the hard disk. Future expansion is assured as the controller accepts a second hard drive whenever you are ready \$ 489




The standard floppy disk controller is also available. It controls 2 internal and 2 external floppies like the Multi I/O card. This card comes with the internal 2-drive cable \$ 59



Two video boards are available. The color graphics video card has 3 outputs; RGB TTL; composite color; composite monochrome, plus a light pen port and a connector for an RF modulator. Standard IBM resolution of 320 x 200 four color graphics and 640 x 200 monochrome graphics \$ 99





Hi-Res Monochrome . . . \$ 179



Color Graphics . . . \$ 99

Our monochrome graphics display card is Hercules compatible with a 720 x 348 TTL monochrome output. It runs Lotus 1-2-3 graphics and also has a parallel port. \$ 129



In order to finally see what you are doing we offer 2 monochrome video displays. The TTL display is able to display the hi-res output (720 x 348) of the Hercules or compatible card. This 12" video display has a non-glare display. Green or amber \$ 110
 The composite model is also able to display hi-res monochrome characters and graphics. Green and Amber with a 12" display . . . \$ 99

IF YOU THINK THAT'S A GOOD DEAL... TRY THIS, WE'LL PUT IT TOGETHER FOR YOU AND GIVE YOU A DISCOUNT ON TOP OF EVERYTHING ELSE.

| SPECIAL #1 \$ 795 | SPECIAL #2 \$ 888 | SPECIAL #3 \$ 1299 |
|------------------------------|------------------------------|----------------------------|
| Steel Flip-top Case | Steel Flip-top Case | Steel Flip-top Case |
| 135W Power Supply | 135W Power Supply | 135W Power Supply |
| 640K RAM Main Board | 640K RAM Main Board | 640K RAM Main Board |
| Half-high 360K Floppy | Multi I/O Card | 20MB Hard Drive |
| Color Graphics Card | Half-high 360K Floppy | Multi I/O Card |
| Composite Monochrome Display | Color Graphics Card | Half-high 360K Floppy |
| 5150 Keyboard | Composite Monochrome Display | Monochrome Graphics Hi-Res |
| DOS 2.11 and BASIC | 5150 Keyboard | TTL Monochrome Display |
| | DOS 2.11 and BASIC | 5150 Keyboard |
| | | DOS 2.11 and BASIC |

Clone **enol**

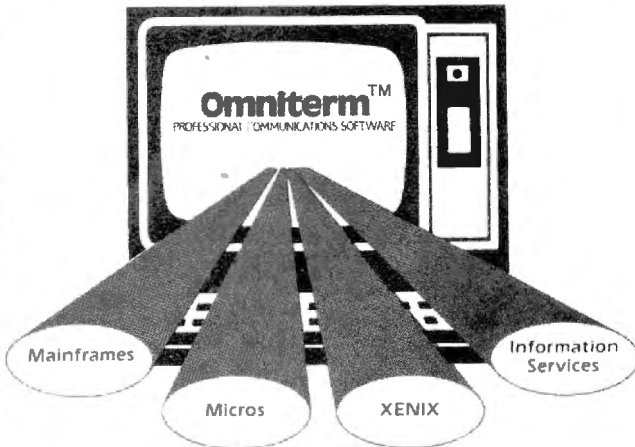
AEROCOMP

TEL: 214-339-8324 TELEX: 882761 AEROCOMP FAX: 214-337-4981
 Redbird Airport, Hangar #8—PO Box 762426—Dallas, Texas 75376
 Prices and specifications are subject to change without notice.

Add \$60 for air delivery in the lower 48
 IBM is a trademark of International Business Machines
 Tandy is a trademark of Tandy Corp.
 Lotus and 1-2-3 are trademarks of Lotus Development Corp.
 Hercules is a trademark of Hercules Computer Technology
 NEC V20 is a trademark of NEC
 Clone is a trademark of Aerocomp

CALL TOLL FREE WITH YOUR ORDER
 800-527-0347 USA
 800-442-1310 Texas
 214-339-5104 Others

Make Great Connections!



- Transfer files directly to/from disk
- Use XMODEM for error correction
- VT100 terminal emulation
- Autodial and logon with any autodial modem

Now available in Radio Shack Stores! Ask for

| | |
|------------------------|--------------------|
| Omniterm 2 | Omniterm Plus |
| Cat # 25-1160 | EOS Cat # 900-0123 |
| \$129.95 | \$95.00 |
| IBM PC XT AT | TRS-80 Model 4/4P |
| Tandy 1000 1200HD 2000 | |

Omniterm is a product of Lindbergh Systems, Inc.
95 Nagog Hill Road, Acton, Ma 01720 (617) 263-5049

Circle 181 on Reader Service card.

EXPAND THE TANDY 2000® TO 896K

OF DOS ADDRESSABLE RAM

Includes RAMdisk Software at No Extra Cost ...
Add 640K of External RAM Memory to TANDY 2000's*
256K of Internal RAM Memory for a total of 896K of DOS Ad-
dressable RAM.

★ ★ New Products Available Soon ★ ★
(Send for catalog)

cost:

\$495.00 for a 640K bytes of External
RAM Memory Board (Includes RAMdisk
Software)
Call about our Trade-in Exchange option
if you already use Tandy's 128K External
Memory Board.

for ordering (509) 627-5291
and information call: Hours 9:00-5:00 PST

terms:

We accept Check, MO, Visa, Mastercard
Add 7.3% sales tax in Wash.
Add \$3-shipping/handling, \$5 foreign.

TANDY 2000® IS A TRADEMARK OF TANDY CORPORATION
RAMdisk is a Random-Access-Memory based disk

ENVISION DESIGNS

1909 ORCHARD WAY • RICHLAND, WASHINGTON 99352

NEW PRODUCTS



You get manual dial and manual or auto-answer with the Volks Mini modem.

the disk version is \$49. Contact B. Erickson Software, P.O. Box 11099, Chicago, IL 60611, 312-276-9712.

Circle 565 on Reader Service card.

Phone Talk

The Volks Mini modem from Anchor Automation (6913 Valjen Ave., Van Nuys, CA 91406, 818-997-7758) provides 300- or 1,200-baud data transmission for any computer or terminal with a standard serial communications port. You don't need an ac outlet, power supply, or additional interconnection cables. The modem plugs into your computer's RS-232C interface and connects to a touch-tone telephone via a modular jack.

The Volks Mini allows manual dial and manual or auto-


answer. When inactive, it does not interfere with normal telephone use. The price is \$199. Contact Anchor Automation Inc.

Circle 554 on Reader Service card.

Game of Facts

King Chip from XYLYX Computer Entertainment Ltd. challenges your computer and high technology knowledge. It's a game about computers that doesn't require a computer. Your objective is to attain King Chip's throne and keep it as long as possible.

The game has five levels of difficulty, ranging from beginner to guru. It contains over 4,050 questions, and answers are supplemented by educational explanations. King Chip is \$39.95 plus \$2



Computer knowledge can win you King Chip's throne.



X-Drive provides fast back-up security.

for shipping and handling. For more details, contact XY-LYX Computer Entertainment Ltd., 20 Torbay Road, Markham, Ontario, Canada L3R 1G6, 416-477-4053.

Circle 560 on Reader Service card.

Xenix Back-up

X-Drive (\$1,495) from Radio Ranch is a fast cartridge tape back-up device for Xenix 1.0-3.1. It does image back-ups to streaming tape without supervision at 2 megabytes per minute. One tape holds 25 megabytes of data after formatting, equivalent to 20-40 8-inch floppies.

The X-Drive uses a standard floppy interface and accepts Xenix's TAR, SYSADMIN, Dump, and DD commands. It also includes formatting and diagnostic utilities. For more information, contact Radio Ranch Inc., Radio Ranch Airport, Rt. 3, Polo, IL 61064, 815-946-2371.

Circle 552 on Reader Service card.

The Thinker

Proteus—The Idea Processor from Research Design As-

sociates helps you generate and develop ideas and information on the Models III, 4, 1000, and 3000. It's a menu-driven program that uses the discovery method to foster critical, analytical, and lateral thinking. Proteus offers five "prewriting" strategies, with help screens available to aid you if you don't know what to say.

The program stores information automatically, retrieves data, prints out information from any point in the program, and transfers files to any word processor (including Scripsit).


Proteus costs \$79.95 and is available through Radio Shack's Express Order Software. For more information, contact Research Design Associates Inc., P.O. Box 848, Stony Brook, NY 11790, 516-928-5700.

Circle 566 on Reader Service card.

Desperately Seeking Software

Garland Publishing has announced Ted Kruse's *Locating Computer Programs*, a

EPD
ENGINEERING INC.
DATATRON 1980 11



MORE MUSCLE FOR YOUR TANDY 1000—LESS MONEY

Why spend more to expand your Tandy 1000 to 640K when you can spend less and still get more features on a single board! The EPD Half Megaboard + DMA gives you:

- Up to 512K additional memory
- Serial port
- Clock/calendar for less! \$259
- DMA (0K)
- RAM disk & print spooling software

The EPD Half Megaboard + DMA is the price/performer leader!

2-year warranty: EPD offers a 2-year site-replacement warranty (exchange at place of purchase) on all of our board products (on boards with RAM installed by manufacturer).

- 256K RAM \$40 additional
- 512K RAM \$80 additional

Other outstanding value memory boards from EPD:

- Half Megaboard (0K-512K, serial, 0K RAM \$199 W/O DMA clock/calendar, RAM disk & print spooling software, fits short slot.)
- 2 Megaboard (Lotus/Intel, EMS, \$249 EMS, 0K-2 Meg.) Half Megaboard + DMA available Feb. 21st Limited initial quantities available.

Call today to reserve yours!
(800) 424-2107 (outside California)
(714) 832-0691 (in California)

*Tandy, Lotus and Intel are registered trademarks of Tandy, Lotus Development and Intel Corporations, respectively

Moving?

Let us know 8 weeks in advance so that you won't miss a single issue of **80 Micro**. Attach old label where indicated and print new address in space provided. Also include your mailing label whenever you write concerning your subscription. It helps us serve you promptly.

- Extend my subscription one additional year for only \$24.97.
- Payment enclosed
- Bill me

Canadian and Mexican \$27.97 1 year only, US funds drawn on US bank. Foreign surface \$44.97 1 year only. US funds drawn on US bank. Please allow 6-8 weeks for delivery.

If you have no old label handy print old address here.


Name _____
 Address _____
 City _____ State _____ Zip _____
Print NEW address here.

Name _____
 Address _____
 City _____ State _____ Zip _____

80Micro PO Box 981 • Farmingdale, NY 11737

Circle 299 on Reader Service card

NEW PRODUCTS



The JX-720 is a versatile ink jet printer.

bibliography/sourcebook that helps you find the programs you need. It guides you to over 300 sources of software, software reviews, books of complete programs, national organizations that share software, and data bases of software specifications.

The book emphasizes software sources for personal computers, but also includes information about programs for mainframes and mini computers.

It costs \$17. Contact Garland Publishing, 136 Madison Ave., New York, NY 10016, 212-686-7492.

Circle 562 on Reader Service card.

Jet Set

Sharp Electronics Corp. has announced the JX-720, a compact ink jet printer that uses yellow, cyan, magenta, and black ink cartridges to produce up to 256 basic color combinations.

The JX-720's automatic print head cleaning station minimizes nozzle clogging problems. It accepts 8½- by 11-inch cut sheets, overhead projector transparencies, or roll paper. The printer prints text at 35 characters per second, either bi- or uni-directionally, at a resolution of 120 dots per inch.

The cost is \$1,495. Contact Sharp Electronics Corp., Systems Division, 10 Sharp Plaza, Paramus, NJ 07652, 201-599-3856.

Circle 551 on Reader Service card.

Hold That Disk

Ideaco's DiscRack is a temporary holding rack for six disks. It's made of clear acrylic with a fleece base and holds disks with or without the sleeves.

The rack is \$3.95 plus \$2 for shipping and handling. Custom imprinting is available. For more information, contact Ideaco, P.O. Box 783, Fall City, WA 98024, 206-222-7836.


Circle 559 on Reader Service card.

Computer Health

40 Ways to Keep Your Micro Happy from Sorbus (a Bell Atlantic Co.) tells you how to reduce costly and inconvenient down time by following a few basic preventive maintenance rules.

For a free copy of the booklet, contact Tips for Micros, Sorbus, 50 E. Swedesford Road, Frazer, PA 19355.

Circle 569 on Reader Service card.

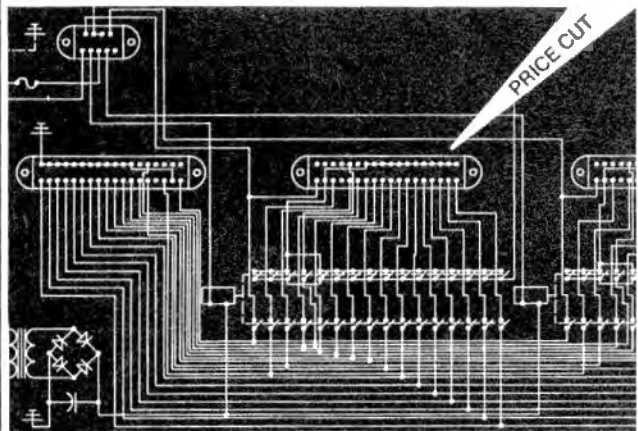


Put your disks on hold in DiscRack.

T.CAD Computer Aided Drafting software for Models III 4 4D 4p 1000 1200

Drafters, Architects, Engineers, Manufacturers, Educators, Students **save time and increase productivity** with xT.CAD Computer Aided Drafting. This affordable general purpose 2-D system offers all essential CAD features for serious production or education. Create precise working drawings, details in all common technical scales. Features include overlays, grids, cursor snap, zoom, pan, block copy, enlarge, reduce, rotate, mirror, clip, merge, upper and lower case text labels, single or multi-pen plotter hardcopy up to 24x36 inches. Developed by practicing design firm and backed since 1984 by friendly, competent support, FREE to registered users.

xT.CAD Professional software ~~-\$449.95-~~ \$345.00




MICRODEX CORPORATION
 1212 North Sawtelle Avenue
 Tucson, Arizona 85716
 602/326-3502



NEW PRODUCTS

DIFFERENT TRACK



Disk is the latest timepiece by Clocks from Mike of San Diego.

What's the Time?

The Disk Clock from Clocks by Mike gives new meaning to the phrase "flexible time." It's a wall clock made from a 5 1/4-inch floppy disk.

The hands and numbers are gold. The clock runs on a size C battery (not included) and comes with a full one-year warranty. It costs \$21.95 plus \$2.25 for postage and handling. For more details, contact Clocks by Mike, 2231 Burroughs St. #9, San Diego, CA 92111.

Circle 563 on Reader Service card.

New Products Index

| Reader Service Number | Company | Page |
|-----------------------|-----------------------------------|------|
| 558 | AlphaBit Communications Inc. | 152 |
| 554 | Anchor Automation Inc. | 154 |
| 565 | B. Erickson Software | 152 |
| 563 | Clocks by Mike | 157 |
| 555 | DBi Software Products | 152 |
| 581 | Epson America | 152 |
| 562 | Garland Publishing | 155 |
| 553 | Houghton Mifflin Co. | 152 |
| 559 | Ideaco | 156 |
| 557 | Mu-Psi Computer Consulting | 152 |
| 561 | PowerSoft Products | 152 |
| 552 | Radio Ranch Inc. | 155 |
| 566 | Research Design Associates Inc. | 155 |
| 551 | Sharp Electronics Corp. | 156 |
| 569 | Sorbus | 156 |
| 568 | Ultimate Software | 152 |
| 560 | XYLYX Computer Entertainment Ltd. | 154 |

New Products listings are based on information supplied in manufacturers' press releases. 80 Micro has not tested or reviewed these products and cannot guarantee any claims.

Circle 250 on Reader Service card.



MARYMAC INDUSTRIES INC.

800-231-3680

Radio Shack® Tandy®

EPSON PRINTERS

People you Trust to give you the very best!



- Lowest Discount Prices
- Reliable Service
- Quality Products

"Worlds Largest Independent Authorized Computer Dealer"

22511 Katy Fwy., Katy (Houston) Texas 77450

(713) 392-0747


Telex 774132

Circle 86 on Reader Service card.

THE RS-232

MODEL III

MODEL 4



State of the art technology in board design, our direct replacement of Radio Shack's internal RS-232 board, mounts inside the Model III or 4 on the existing brackets. All cables, screws and complete mounting instructions are included. Non-technical people will find that installation is quick, straight forward and simple requiring less than 15 minutes to complete.

Total compatibility with Radio Shack and all existing software is maintained. Software programmable baud rates from 50 to 19,200 baud are supported along with programmable word length, stop bits, and parity. May be utilized in either half of full duplex operation.

Outstanding Value At Only \$69.95

Guaranteed One Full Year Dealer Inquiries invited

Compulogic

4811 SOUTH HAMPTON RD. #3
DALLAS TX 75232
214/930-1332

Please forward payment by a cashier's check or money order.

Visa or Mastercharge also accepted.

Add \$3.00 shipping & handling (Foreign orders quoted on request)

80micro

Reader Service

TO RECEIVE MORE INFORMATION ON THE PRODUCTS AND SERVICES IN THIS ISSUE, PLEASE TURN TO READER SERVICE CARD.

NEW FROM 80 MICRO

Classifieds

GET THE ATTENTION YOU DESERVE

Tell more than 200,000 dedicated, interested TRS-80 users about your product or service with an efficient and economical **80 Micro** classified ad.

You'll reach the most people in the market for the least amount of money!

With **80 Micro's** well-established audience of involved buyers, sellers, and swappers, your ad is bound to get fast results!

For more information, write to:

80 Micro

Attn. Classified Manager
80 Pine Street
Peterborough, NH 03458

Circle 464 on Reader Service card.

Graphics Solutions

High-Resolution Software and Hardware

GBASIC 3.0 - Radio Shack Model 4/4D/4P/III hi-res board owners take note of an enhanced graphics Basic: GBASIC 3.0. It not only provides an equivalent for each of the BASICG commands but adds a number of important new ones while using less memory. Without having to exit Basic, the hi-res screen can be saved to disk, loaded from disk, or printed on any of 30 popular printers: Epson, Star Micronics, Radio Shack, Okidata, C. Itoh, NEC, etc. The software works with TRSDOS 1.3, 6.1.2, 6.2; DOSPLUS 3.4, 3.5, 4; LDOS; and NEWDOS80. The disk contains 40 graphics programs/files. Also included is a detailed manual with assembly language entry addresses. \$49.95. (Specify Model 4 or III mode or add \$10 for both.)

The following eleven programs run on a Model 4/4D/4P/III equipped with a Radio Shack graphics board and GBASIC 3.0 or a Micro-Labs Grafyx Solution board:

DRAW - A powerful full screen graphics drawing and editing program. \$39.95.

BIZGRAPH - Create business graphs from hand-entered or VisiCalc data. \$75.00.

xT.CAD - Professional drafting aid which outputs to a printer or plotter. \$345.00.

SURFACE PLOT - Plot three-dimensional equations of the form $Z=F(x,y)$. \$39.95.

3D-PLOT - View three-dimensional data from any perspective or angle. \$39.95.

MATHPLOT - Plot equations of the form $Y=F(x)$ with auto scaling. \$39.95.

CHESS - A very powerful program with 10 skill levels, 40 play options. \$49.95.


REVERSI - Play Othello with 10 skill levels, 20 execution options. \$29.95.

3D Tic-Tac-Toe - Play the computer or a friend on a $4 \times 4 \times 4$ matrix. \$19.95.

SLIDESHOW - Create a sequence of hi-resolution picture displays. \$19.95.

Biorhythm/USA - Plot your biorhythm or learn the states and capitols. \$19.95.

JOY-MOUSE - Allows a Radio Shack Color Computer joystick, mouse, or touch pad to be connected to any Model 4/4D/4P/III. Hardware provides X, Y position values from 0 to 255. \$129.95.



GRAFYX SOLUTION - A plug-in, clip-on board enhances any Model 4/4D 4P/III to provide 640×240 dot graphics. (512×192 on a Model III) The board comes with a 56 page manual and a disk containing both model 3 and 4 mode versions of over 40 programs and files including GBASIC 3.0 which adds over 20 graphics commands to Basic. \$199.95.

Please specify your exact system configuration when ordering or requesting information. Payment may be by check, Visa, Mastercard, or COD. Domestic shipping is free on pre-paid orders. Texas residents add 5% sales tax.

MICRO-LABS, INC. 214-235-0915
902 Pinecrest, Richardson, Texas 75080

Total Success

80 Micro's panel of experts picked two winning two-line calculators from entries in January's contest. Our decisions were based on function and programming technique. These factors may be related; innovative techniques usually create more room for cramming in functions.

Steve Woicik (Turlock, CA) combined While...Wend statements and logic operators to create a Model 4 clone of a Hewlett-Packard RPN calculator—right down to the four-register stack and enter key (to shift numbers up the registers in the stack).

Woicik's calculator (Program Listing 1) gives you the four basic math operations in double precision, and exponentiation in single precision (control-E). You can roll the stack down (down-arrow), move a value between the memory and the X register (control-S and control-R), clear the X register (control-C), get last X (control-L), and exchange X and Y registers (control-X).

Les Wilson (Covington, KY) submitted a more businesslike calculator (Program Listing 2) written on his Model III. We liked its ease of use and display of both total and memory contents. You can change the number of decimal places displayed (up to 14) by typing a number followed by D.

To run Wilson's program, you must type in CLEAR 500:CLS:RUN. The calculator's commands are as follows: enter adds, - subtracts, * or @ multiplies, / divides, + totals to memory, @ without an entry clears the total, M stores the total to memory, a number followed by M stores that entry to memory, R recalls memory, X clears either a number being entered or the memory, and / with no entry changes the sign of the total.

Two entries are worth mentioning for their programming techniques. Although many entries used INSTR() to evaluate an INKEY\$ input, only Chuck Swinehart (Lancaster, PA) used the space-saving trick of putting the INKEY\$ statement right in the INSTR() argument:

```
A = INSTR(" + - */ = Mm0123456789",
INKEY$)
```

The most innovative program was sent in by Bruce Tonkin (Round Lake, IL). His five-function RPN calculator (Program Listing 3 for the Model 4 and MS-DOS micros) displays a stack that can hold 63 numbers. It crashes easily but is worth examining closely for technique. Tonkin uses random file functions to code single-precision numbers as 4-byte characters in the stack string.

Numbers are put on the stack using the enter key. You then perform operations on them by typing in one of the math operators (+, -, *, / or ^).

This will be Tonkin's last entry. He starts a new column in next month's *80 Micro*. It's about programming, of course.

Contest du Jour

Can a two-line Basic program outperform GEM Draw or the Macintosh? We're betting *80 Micro* T-shirts and bumper stickers that it can't be done. David Green (Edmonton, Alberta) gets a bumper sticker for suggesting this month's contest idea: A two-line graphics editor. Keep in mind that *80 Micro* can't judge your graphics gem if it uses special functions of a printer we don't have. The rules:

1. Owners of all TRS-80 and Tandy systems, with the exception of the Pocket Computers, are eligible. We'll consider degree of difficulty when comparing solutions created on different machines.
2. The deadline will always be the 15th of the issue month. Thus, this month's deadline is April 15. We realize that this doesn't give everyone the same amount of time to come up with their entries (we apologize to our overseas readers especially), but postponing the deadline any longer would add another month to our publishing the answers.

3. Speaking of the answers, they'll appear three issues from the issue in which the problem appears. Thus, this month's winners will make their appearance in the July 1986 issue.

4. Employees of CW Communications are not eligible.

5. Send your entry to: *80 Micro*, Fine Lines, 80 Pine St., Peterborough, NH 03458. We will not, unfortunately, be able to return entries.

6. Specify your T-shirt size. Bumper size not required.

Too *?&#\$%&* @ Long

If you tried typing in last month's winning programs, you may have found TRSDOS Basic unable to swallow those long lines of code. You must resort to tricks to enter super-long program lines. The first is to use Basic's edit mode. When Basic stops accepting the characters you type, press the enter key to put that line in memory. If, say, you're working on line 10, type in EDIT 10, press the enter key, and then press X (for extend). Your code line will appear with the cursor at the end, and you'll be able to finish a full 255-character line.

If the line is still too long, then you must replace any Print statements with a question mark (Basic's abbreviation for Print). To do this without retyping the whole line, consult your Basic manual for other editing functions. ■

Program Listing 1. Steve Woicik's two-line calculator.

```
1 CLS:DEFDBL L-2:DEFSTR A,E:PRINT@912,X;:E="":WHILE E=""OR E>"9":E=INKEY$:WEND:C
=ASC(E)-10:IF C=-7 THEN X=0:A="":C=3ELSE IF C=-5 THEN X=Y*X:C=34ELSE IF C=0 THEN
S=X:Y=Y+Z:Z=T:T=S ELSE IF C=2 OR C=3 OR C=8 THEN T=Z:Z=Y:Y=X:A="ELSE IF C=14
THEN SWAP X,Y
2 M=(X-M)*(C=9):X=X-(M-X)*(C=8)-{L-X}*(C=2)-Y*(C=33)+(2*X-Y)*(C=35)-X*(Y-1)*(C
=32):WHILE C>31 AND C<36 OR C=37:X=X*(C<37)-Y/X*(C=37):Y=Z:Z=T:C=0:WEND:WHILE
C>37 OR C=36:WHILE D<3:T=Z:Z=Y:Y=X:A="":D=3:WEND:A=A+E:X=VAL(A):L=X:GOTO 1:WEND
:D=C:GOTO 1
```

End

Program Listing 2. Les Wilson's two-line calculator.

```
1 K$=INKEY$:K=INSTR("0123456789.+*/MRDX@+CHR$(13),K$):IFK=0THENELSEV$=V$+K$:F$=
STRING$(16-D,35)+". "+STRING$(D,35):PRINT@0,V$CHR$(30);:IFK<12THENELSER$=VAL(V$):
V$="":F=K-12:T=T#R#*(F=9)+R#*(F=1):IFF=2ORF=8THENF#T#RELSEIFF=3THENF#T#/(R#
+{R#-0})
2 IFF=4ORF=0ORF=7THENM#=-R#*(F=4)-T#*(R#-0ANDF=4)-(F=0)*(M#+T#)-M#*(R#>0ANDF=7):P
RINT@512;:PRINTUSINGF$;M#;:PRINT" M"CHR$(30):GOTO1ELSEIFF=5THENV$=STR$(M#):GOTO1E
LSEIFF=6THENR=R#R#*(R#>15):GOTO1ELSEPRINT@256;:PRINTUSINGF$;T#;:PRINT" T"CHR$(30
):GOTO1
```

End

Program Listing 3. Bruce Tonkin's two-line calculator.

```
1 OP$="CPD+*/^":L=LEN(B$):FOR I=1 TO L-3 STEP 4:PRINT CVS(MID$(B$,I,4)):NEXT:INPU
T A$:IF VAL(A$)>0 OR A$="0" THEN B$=B$+MK$$(VAL(A$)):GOTO 1:ELSE A=INSTR(OP$,A$):
IF A=0 THEN 1:ELSE IF A=1 THEN B$="":GOTO 1:ELSE IF A=2 THEN B$=LEFT$(B$,L-4):GOTO
1
2 IF A=3 THEN B$=B$+MID$(B$,L-3):GOTO 1:ELSE X=CVS(MID$(B$,L-7,4)):Y=CVS(MID$(B$,L
-3,4)):B$=LEFT$(B$,L-8):IF A<7 THEN B$=B$+MK$$(-(A=4)*(X+Y)-(A=5)*(X-Y)-(A=6)*(X*Y
)):GOTO 1:ELSE IF A=7 THEN B$=B$+MK$$(X/Y):GOTO 1:ELSE B$=B$+MK$$(X^Y):GOTO 1
```

End

Did you know? Only one spelling checker:

- works with both Scripsit and Superscriptsit.
- integrates with all other popular word processing programs as well.
- requires *no special document placement!* Even runs on a single drive system.
- displays its dictionary so that you can find the correct spelling of words.
- offers integrated Hyphenation Option and Grammar & Style checker.

Electric Webster

SPELLING CHECKER :: AUTO-HYPHENATION :: GRAMMAR CHECKER

Displays Correct Spellings: If you don't know the correct spelling of a word, EW will look it up for you, and display the dictionary.

Verifies Corrections: If you think you know the correct spelling of a word, EW will check it for you before making the corrections.

Hyphenates Automatically: (Optional). Inserts discretionary hyphens throughout text.

Grammar & Style Checker: (Optional). Identifies 22 types of common errors. Makes suggested corrections with the stroke of a key. Runs within EW.


50,000 Word Dictionary: Uses only 2½ bytes per word; add as many words as you wish.

Fast Correcting: In as little as 30 seconds, Electric Webster can return you to your Word Processing program, with your text fully corrected and on your screen.

Integrates: with WordStar, Deskmate, Spellbinder, Volkswriter, Open Access, Allwrite, Newsprint, Lazy Writer, Superscriptsit, Scripsit, Electric Pencil, Copy Art, Powerscript, Zorlof, and LeScript (specify). Begins proofing at the stroke of a key; returns you to word processing automatically.

When ordering, stipulate word processing program and operating system.

**"The Cadillac"
of spelling checkers
— 80 Microcomputing, 9/82**



ACCLAIMED:

"Electric Webster is the best. Just read any review in any magazine and I don't believe that you will find even one disagreement to that statement." *CINTUG, Cincinnati's Users Group Mag.* 4/83

"The most helpful program I've found is Electric Webster. After looking at nine proofreading programs, I've settled on Webster..." *Creative Computing* 11/83

This dictionary is not published by the original publishers of Webster's Dictionary or their successors.

Performance "Excellent"; Documentation "Good"; Ease of Use "Excellent"; Error Handling "Excellent". *Info World*, 8/82

"Electric Webster, a fantastic spelling and grammar checker" *80 Micro* 4/85

Now see for yourself!

Try Before You Buy:

For the second straight year, 80 Micro readers have voted Electric Webster the #1 Spelling checker. Find out for yourself how accurate, fast and easy proof-reading can be. For only the \$5 cost of postage, materials and handling, we will send you a special Electric Webster demonstration disk that works just like Webster, but proofs only half the alphabet. With it, you'll get a coupon worth \$5 towards the purchase of Electric Webster.

LOW PRICES:

| | |
|-------------------------------|----------|
| TRS-80, Model I, III or IV | \$ 89.95 |
| w Correcting Feature | \$149.95 |
| Hyphenation | \$ 49.95 |
| Grammar & Style Checker | \$ 49.95 |
| CP/M, PC/DOS, Model 1000/2000 | |
| Electric Webster, | |
| w Correcting Feature, | \$169.95 |
| Hyphenation, and Grammar | |



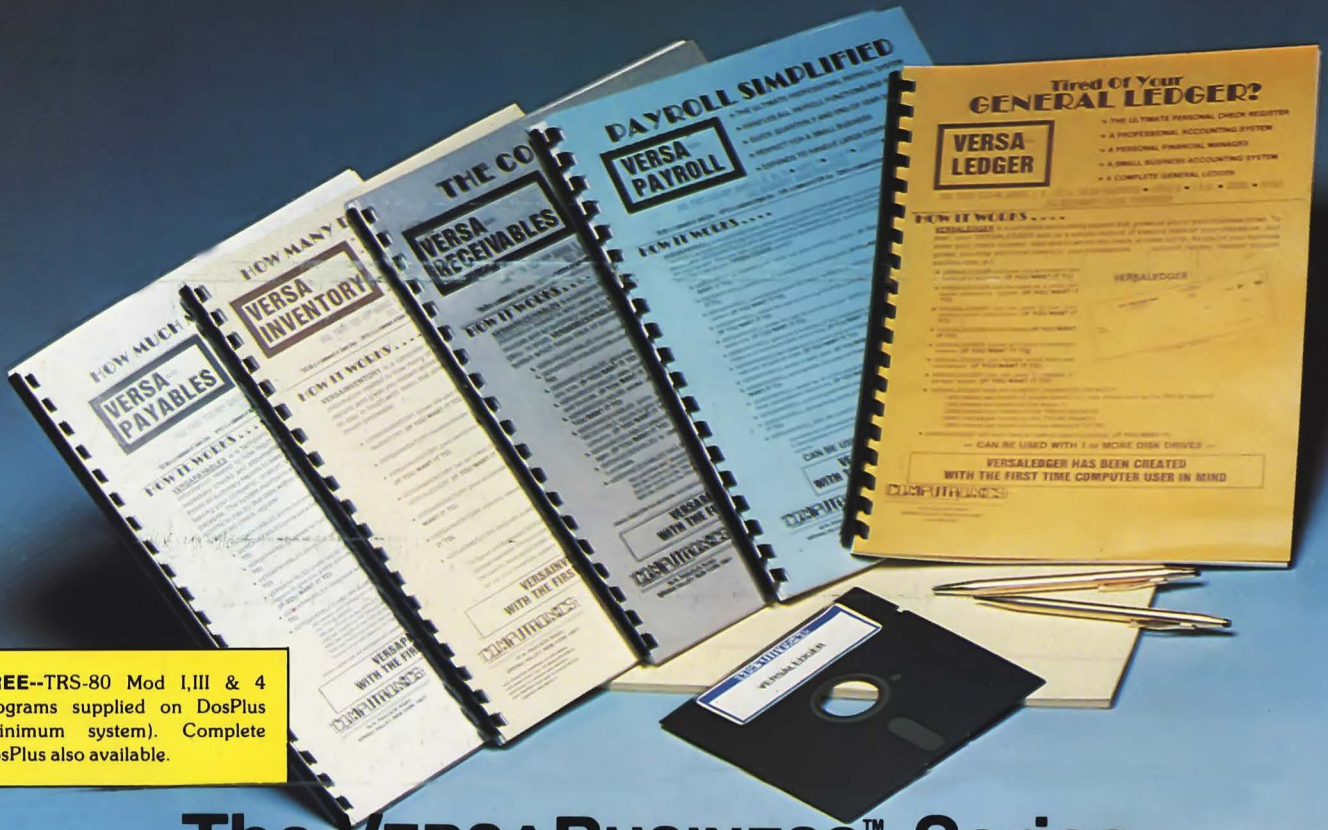
Circle 45 on Reader Service card.

Cornucopia Software

POST OFFICE BOX 6111, ALBANY, CALIFORNIA 94706, PHONE (415) 524-8098

Introducing the Most Powerful Business Software Ever!

TRS-80™ (Model I, II, III, or 16) • APPLE™ • IBM™ • OSBORNE™ • CP/M™ • KAYPRO™



FREE--TRS-80 Mod I,III & 4 programs supplied on DosPlus (minimum system). Complete DosPlus also available.

The VERSABUSINESS™ Series

Each VERSABUSINESS module can be purchased and used independently, or can be linked in any combination to form a complete, coordinated business system.

VERSARECEIVABLES™ **\$99.95**
VERSARECEIVABLES™ is a complete menu-driven accounts receivable, invoicing, and monthly statement-generating system. It keeps track of all information related to who owes you or your company money, and can provide automatic billing for past due accounts. VERSARECEIVABLES™ prints all necessary statements, invoices, and summary reports and can be linked with VERSALEDGER II™ and VERSAINVENTORY™.

VERSAPAYABLES™ **\$99.95**
VERSAPAYABLES™ is designed to keep track of current and aged payables, keeping you in touch with all information regarding how much money your company owes, and to whom. VERSAPAYABLES™ maintains a complete record on each vendor, prints checks, check registers, vouchers, transaction reports, aged payables reports, vendor reports, and more. With VERSAPAYABLES™, you can even let your computer automatically select which vouchers are to be paid.

VERSAPAYROLL™ **\$99.95**
VERSAPAYROLL™ is a powerful and sophisticated, but easy to use payroll system that keeps track of all government-required payroll information. Complete employee records are maintained, and all necessary payroll calculations are performed automatically, with totals displayed on screen for operator approval. A payroll can be run totally, automatically, or the operator can intervene to prevent a check from being printed, or to alter information on it. If desired, totals may be posted to the VERSALEDGER II™ system.

VERSAINVENTORY™ **\$99.95**
VERSAINVENTORY™ is a complete inventory control system that gives you instant access to data on any item. VERSAINVENTORY™ keeps track of all information related to what items are in stock, out of stock, on backorder, etc., stores sales and pricing data, alerts you when an item falls below a preset reorder point, and allows you to enter and print invoices directly or to link with the VERSARECEIVABLES™ system. VERSAINVENTORY™ prints all needed inventory listings, reports of items below reorder point, inventory value reports, period and year-to-date sales reports, price lists, inventory checklists, etc.

VERSALEDGER II™ **\$149.95**
VERSALEDGER II™ is a complete accounting system that grows as your business grows. VERSALEDGER II™ can be used as a simple personal checkbook register, expanded to a small business bookkeeping system or developed into a large corporate general ledger system **without any additional software.**

- VERSALEDGER II™ gives you almost unlimited storage capacity (300 to 10,000 entries per month, depending on the system),
- stores all check and general ledger information forever,
- prints tractor-feed checks,
- handles multiple checkbooks and general ledgers,
- prints 17 customized accounting reports including check registers, balance sheets, income statements, transaction reports, account listings, etc.

VERSALEDGER II™ comes with a professionally-written 160 page manual designed for first-time users. The VERSALEDGER II™ manual will help you become quickly familiar with VERSALEDGER II™, using complete sample data files supplied on diskette and more than 50 pages of sample printouts.

SATISFACTION GUARANTEED!

Every VERSABUSINESS™ module is guaranteed to outperform all other competitive systems, and at a fraction of their cost. If you are not satisfied with any VERSABUSINESS™ module, you may return it within 30 days for a refund. Manuals for any VERSABUSINESS™ module may be purchased for \$25 each, credited toward a later purchase of that module. All CP/M-based Computers must be equipped with Microsoft BASIC (MBASIC or BASIC-80)

To Order:

Write or call Toll-free (800) 431-2818 (N.Y.S. residents call 914-425-1535)

- * add \$3 for shipping in UPS areas
- * add \$4 for C.O.D. or non-UPS areas

- * add \$5 to CANADA or MEXICO
- * add proper postage elsewhere

DEALER INQUIRIES WELCOME

All prices and specifications subject to change / Delivery subject to availability.

COMPUTRONICS

50 N. PASCACK ROAD, SPRING VALLEY, N.Y. 10977