

# 80micro

November 1983 USA \$4.00

A WAYNE GREEN PUBLICATION

the magazine for TRS-80\* users



## Demystifying **BAR CODES**

**Also Inside:**

**Color Graphics  
On Your Epson**

**Build Your Own  
Home Controller**

**All About Unix—  
A New Series**

**The World's Best  
One-Line Games**

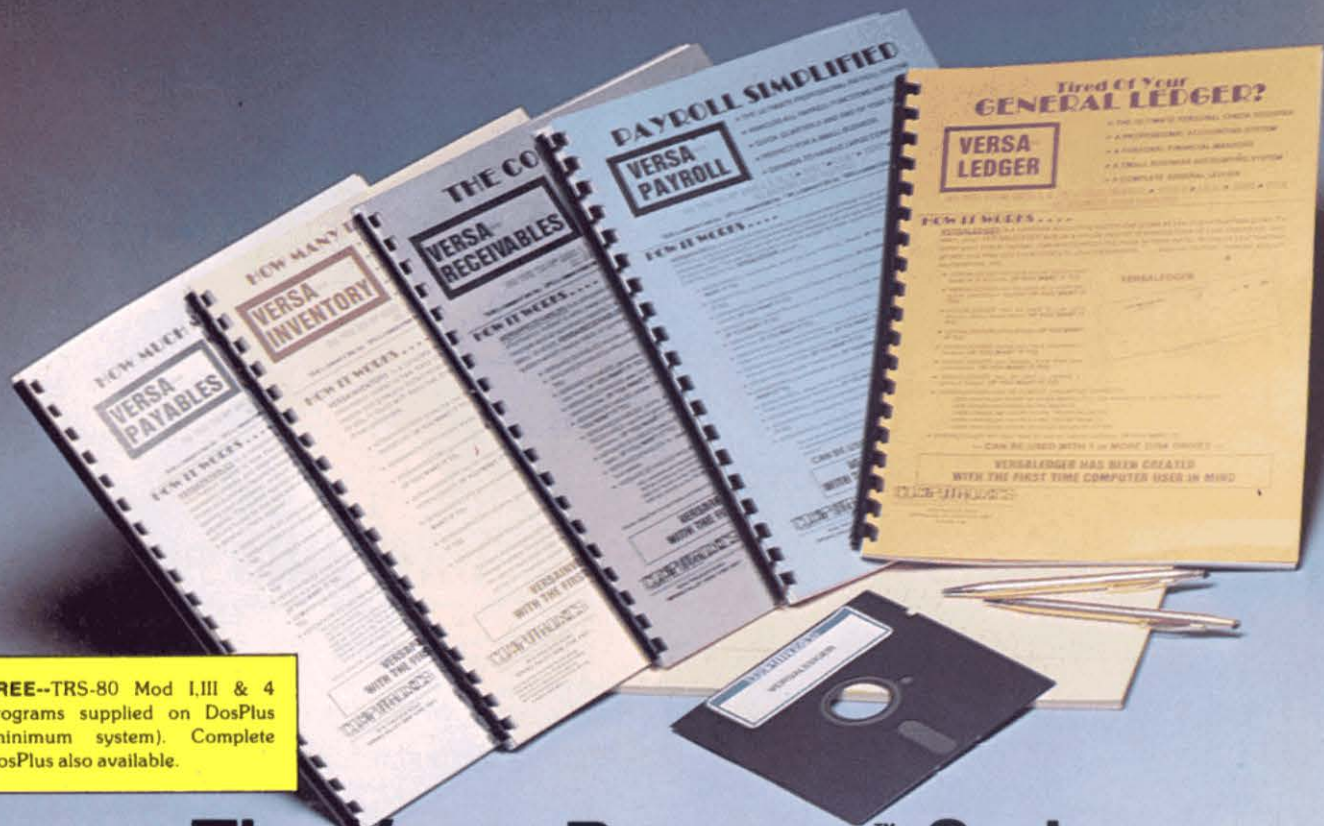


**C-Notes**  
For the Model 100



# Introducing the Most Powerful Business Software Ever!

TRS-80™ (Model I, II, III, or 16) • APPLE™ • IBM™ • OSBORNE™ • CP/M™ • KAYPRO™



**FREE--TRS-80 Mod I, III & 4** programs supplied on DosPlus (minimum system). Complete DosPlus also available.

## The VERSABUSINESS™ Series

Each VERSABUSINESS module can be purchased and used independently, or can be linked in any combination to form a complete, coordinated business system.

### VERSARECEIVABLES™

**\$99.95**

VERSARECEIVABLES™ is a complete menu-driven accounts receivable, invoicing, and monthly statement-generating system. It keeps track of all information related to who owes you or your company money, and can provide automatic billing for past due accounts. VERSARECEIVABLES™ prints all necessary statements, invoices, and summary reports and can be linked with VERSALLEDGER II™ and VERSAINVENTORY™.

### VERSAPAYABLES™

**\$99.95**

VERSAPAYABLES™ is designed to keep track of current and aged payables, keeping you in touch with all information regarding how much money your company owes, and to whom. VERSAPAYABLES™ maintains a complete record on each vendor, prints checks, check registers, vouchers, transaction reports, aged payables reports, vendor reports, and more. With VERSAPAYABLES™, you can even let your computer automatically select which vouchers are to be paid.

### VERSAPAYROLL™

**\$99.95**

VERSAPAYROLL™ is a powerful and sophisticated, but easy to use payroll system that keeps track of all government-required payroll information. Complete employee records are maintained, and all necessary payroll calculations are performed automatically, with totals displayed on screen for operator approval. A payroll can be run totally, automatically, or the operator can intervene to prevent a check from being printed, or to alter information on it. If desired, totals may be posted to the VERSALLEDGER II™ system.

### VERSAINVENTORY™

**\$99.95**

VERSAINVENTORY™ is a complete inventory control system that gives you instant access to data on any item. VERSAINVENTORY™ keeps track of all information related to what items are in stock, out of stock, on backorder, etc., stores sales and pricing data, alerts you when an item falls below a preset reorder point, and allows you to enter and print invoices directly or to link with the VERSARECEIVABLES™ system. VERSAINVENTORY™ prints all needed inventory listings, reports of items below reorder point, inventory value reports, period and year-to-date sales reports, price lists, inventory checklists, etc.

### VERSALLEDGER II™

**\$149.95**

VERSALLEDGER II™ is a complete accounting system that grows as your business grows. VERSALLEDGER II™ can be used as a simple personal checkbook register, expanded to a small business bookkeeping system or developed into a large corporate general ledger system **without any additional software.**

- VERSALLEDGER II™ gives you almost unlimited storage capacity (300 to 10,000 entries per month, depending on the system),
- stores all check and general ledger information forever,
- prints tractor-feed checks,
- handles multiple checkbooks and general ledgers,
- prints 17 customized accounting reports including check registers, balance sheets, income statements, transaction reports, account listings, etc.

VERSALLEDGER II™ comes with a professionally-written 160 page manual developed for first-time users. The VERSALLEDGER II™ manual will help you become quickly familiar with VERSALLEDGER II™, using complete sample data files supplied on diskette and more than 50 pages of sample printouts.

### SATISFACTION GUARANTEED!

Every VERSABUSINESS™ module is guaranteed to outperform all other competitive systems, and at a fraction of their cost. If you are not satisfied with any VERSABUSINESS™ module, you may return it within 30 days for a refund. Manuals for any VERSABUSINESS™ module may be purchased for \$25 each, credited toward a later purchase of that module. All CP/M based Computers must be equipped with Microsoft BASIC (MBASIC or BASIC 80).

#### To Order:

Write or call Toll-free (800) 431-2818  
(N.Y.S. residents call 914-425-1535)

- add \$3 for shipping in UPS areas
- add \$4 for C.O.D. or non-UPS areas
- add \$5 to CANADA or MEXICO
- add proper postage elsewhere

DEALER INQUIRIES WELCOME

All prices and specifications subject to change / Delivery subject to availability.

# COMPUTRONICS

50 N. PASCACK ROAD, SPRING VALLEY, N.Y. 10977

TRS-80 trademark Tandy Corp. - APPLE trademark Apple Corp. - IBM PC trademark IBM Corp. - OSBORNE trademark Osborne Corp. - XEROX trademark Xerox Corp. - KAYPRO trademark Non-Linear Systems, Inc. - TELEVIDEO trademark Televideo Systems, Inc. - SANYO trademark Sanyo Corp. - NEC trademark NEC Corp. - DEC trademark Digital Equipment Corp. - ZENITH trademark Zenith Corp. - TI PROFESSIONAL COMPUTER trademark Texas Instruments, Inc. - SUPERBRAIN trademark Intertec Corp. - CP/M trademark Digital Research - EPSON trademark Epson Corp.

# ONE



# FOR ALL

## IBM-PC • IBM-PC • APPLE II • TRS-80 • R

Percom Data Corporation has one hard disk drive system for just about ALL personal computers . . . including of course . . . IBM®-PC, APPLE® II, and TRS-80®. Percom Data's innovations with 5¼" Winchester technology mean that for most personal computers . . . having a reliable hard disk system is as easy as hooking up a cable.

A Percom Data PHD™ will interface with your present system . . . and your future system . . . so if you do change computers, you can still keep your most important investment . . . your Percom Data Hard Disk Drive.

Because Percom Data helped create the industry standards of today . . . new designs in software and hardware will make your selection of a Percom Data Hard Disk Drive pay off tomorrow through system compatibility.

A Percom Data PHD works to capacity because we take the time to correctly develop interface software to your computer which leaves no performance holes for you to fall into. Percom Data knows software functionality is the key to hardware performance.

Today, Percom Data PHD supports a variety of software to match your computer:

**IBM®-PC, PC DOS™ 1.1 OR 1.0**

**CP/M-86®, CONCURRENT CP/M-86™**

**APPLE®, DOS 3.3, CP/M™**

**TRS-80® MODELS III & I, DOPLUS, LDOS**

IMAGINE . . . Percom Data Winchester 5¼" technology . . . for today's computers . . . and tomorrow's.

To receive an informational booklet describing Percom Hard Disk Systems, or to determine if we have a system for your computer call our **Hard-Line Hot-Line at 1-800-527-1222.**

We will also give you the name of a nearby authorized Percom Data Dealer. Dealer inquiries are welcome.

**PERCOM DATA**  
CORPORATION

## Expanding Your Peripheral Vision

DRIVES • NETWORKS • SOFTWARE


(214) 340-7081 • 1-800-527-1222 • TELEX: 73-0401 (PERCOM)

IBM is a registered trademark of International Business Machines. APPLE is a registered trademark of Apple Computer, Inc. TRS-80 is a registered trademark of Tandy Radio Shack Corp. PHD is a registered trademark of Percom Data Corporation. COPYRIGHT 1983 PERCOM DATA CORPORATION

# 80 Contents

## Features

- 94. Hello Bar Codes, Goodbye Keyboard?**  
Optical scanning for accurate data entry—grocery stores are only the beginning.  
*Hermes S. Mendez*



- 104. Bars and Stripes Forever**  
A look at industrial bar codes, with three popular styles for your Model III and Epson MX-80.  
*Davey S. Thornton*

- 114. Check-Out UPCs**  
Print out UPC codes with your Mod III and MX-80.  
*Davey S. Thornton*

- 128. Decoding Bar Codes**  
Not only can your III print bar codes, it can read them with these DOSPLUS 3.5 programs for RS-232 data transmission.  
*Robert S. Craft and Richard G. Beplat*

- 140. Grafrax Art Palette**  
Your Model III and an Epson can team for full-color printouts.  
*Francis S. Kalinowski*

- 212. Using Unix-Xenix—Part I**  
First of a series on the 16-bit multi-user standard.  
*James Hawkes*

- 216. Real-World Control—Part I**  
Make your Model III into a home safety watchdog.  
*David Englehardt*

- 296. Cafe Espresso**  
One-line games that astounded the judges.  
*The Gamer's Cafe*

## Articles

### Business

- 242. Straddle the Market**  
Challenge Wall Street with this introduction to stock options.  
*John Bell*

### Games

- 244. Depth Charge**  
Destroy undersea bases in under 2K RAM.  
*L.B. Cebik*
- 256. Prime Mission**  
If you hated prime numbers in math class, here's your chance to get even.  
*Jeffrey O. Fisher*

### Review

- 176. Data-base Duo**  
Reader's Digest's ListMaker and SofTrends' Promise!: two in-memory DBMS programs for fast filers.  
*Wynne Keller*

### Technique

- 234. Scrambled Alphabets: Cryptology—Part V**  
Instead of changing letters, our cryptologist turns his hand to rearranging them.  
*Karl Andreassen*

### Tutorial

- 228. Basic, Faster and Readable—Part III**  
Save time by speeding up Basic loops.  
*John Corbani*

## Model II/12/16

**186. Space Maker**

**234. Scrambled Alphabets: Cryptology—Part V**

**238. REM Remover**

**260. Directory Assistance**

## Utilities


- 186. Space Maker**  
Spread out Model II/12/16 Basic listings for easy reading.  
*Jim Barbarello*
- 202. Color Correction**  
A test pattern program for accurate color reproduction.  
*Danley E. Christensen*
- 204. Make Your Word(s) Count**  
How long is that Scripsit file? Now you can know in words instead of characters.  
*Charles Knight*
- 238. REM Remover**  
Take back your remarks to save Model II disk space.  
*Charles R. Perelman*
- 248. Extend Radio Shack's Editor/Assembler**  
Check your object code while using EDTASM.  
*Robert J. Fleck*
- 260. Directory Assistance**  
A cure for vanishing II/12/16 disk directories.  
*Les N. Delmarter*

## Departments

- 6. Side Tracks**  
Why the Big Four are the Big Four.  
*Eric Maloney*
- 8. Proof Notes**  
How to catch bar code fever.
- 12. Input**  
Tandy's cash registers. Reviewer and designer discuss TRSDOS 6.0. CRT reassurance. Fixing Model I displays. Kepner on piracy. STAR-DOS defense. AIDS-III addenda.
- 20. Glossary**
- 22. Aid**  
CoCo RTTY wanted. Can you convert Profile to Profile III Plus? Model I RSCOBOL expansion.

# 80 Contents

- 24. Debug**  
Tidying up Pascal, ending "La Plume de Ma Tante," and completing Model II Casino.
- 26. The Next Step**  
Don't forget variables and arrays.  
*Hardin Brothers*
- 36. The Color Key**  
Virtual disk programs for 64K cassette users.  
*Scott Norman*
- 44. Reviews**  
Tandy's PC-4. The Banner Machine. LDOS utilities. Gridstar. DMP-2100 printer. TRSDOS Speed-Up Kit. Finger Print. Quill. Softcomm. Benchmark. Draw and Kwikdraw. *Electronically Speaking*. Games at a Glance.
- 89. Review Digest**  
Others' opinions of TRS-80 products.
- 264. C\*Notes**  
A portable bonanza: Nag Analysis, songwriters' aid, robot control, daily numbers, and Model 100 correspondence.
- 277. Calendar**
- 278. News**  
Revised Radio Shack management: an exclusive interview. Continued micro industry chaos. Oklahoma modem blues. A different kind of terminal package. Radio Basic. Computer haute couture.



- 294. The Gamer's Cafe**  
Reunion in Baltimore and a Silver sibling.  
*Rodney Gambicus*
- 299. Young Programmer's Contest**  
Last call to send in your masterpiece.
- 300. Fun House**  
Basic animation: growing trees and playing games.  
*Richard Ramella*
- 310. Feedback Loop**  
Expert answers to techie questions.  
*Terry Kepner*
- 322. Reload 80**  
Now Load 80 speaks both source and object.  
*Amee Eisenberg*
- 324. New Products**  
Model III/4 Pascal graphics. RSM3 monitor. II/12/16 Profile transfer. DOSPLUS IV. Using Scripsit. DBLTalk for CompuServe. Surge Sponge. PowerMail Plus. The Circuit Judge. RS-232 Analyzer. New Tandy printer. WordStar for LDOS. Strap your 100.



\*TRS-80, Scripsit, and TRSDOS are trademarks of Tandy Corp.

**PUBLISHER/PRESIDENT**  
Wayne Green

**VICE PRESIDENT/GENERAL MANAGER**  
Debra Wetherbae

**VICE PRESIDENT/FINANCE**  
Roger Murphy

**ASSISTANT TO PRESIDENT/VP**  
Matt Smith

**ASSISTANT TO VP/FINANCE**  
Dominique Smith

**DIRECTOR OF MARKETING & SALES**  
David Schiessler

**CIRCULATION 603-924-9471**

**BULK & NEWSSTAND SALES MANAGER**  
Ginnie Boudrieau  
1-800-343-0728

**ADVERTISING, 603-924-7138**  
Sales Manager: Edward Borezo  
Sales: Mary Hartwell  
Ad Coordinator: Betty Butler

**PUBLIC RELATIONS**  
James Leonard

**PRODUCTION**  
Manager: Nancy Salmon  
Assistant: David Wozmak  
Michael Ford, Marjorie Gillies,  
Alfred Huston, Kimberly Nadeau,  
Anne Rocchio, Kenneth Sutcliffe,  
Karen Wozmak;  
Film Production: Donna Hartwell,  
Theresa Verville, Robert M. Villeneuve;  
Ad Coordinators: Patricia Bradley,  
Paula Ramsey;  
Assistant: Taylor Morris;  
Advertising Production: Jane Preston,  
Fiona Davies, Bruce Hedlin,  
Scott Philbrick

**PHOTOGRAPHY**  
Supervisor: Thomas Villeneuve;  
Sandra Dukette, Nathaniel Haynes,  
Laurie Jennison, Sturdy Thomas

**TYPESETTING**  
Supervisor: Sara Bedell; Darlene Bailey,  
Prem Gongaju, Lynn Haines,  
Cynthia Letourneau, Lindy Palmisano,  
Heidi Thomas, Sue Weller

**DESIGN**  
Supervisor: Joyce Pillarella;  
Susan Donohoe, Holly Fuelle,  
Howard Happ, Beth Krommes,  
Dion Owens, Dianne Ritson,  
Patrice Scribner, Susan Stevens,  
Suzanne Torsheya, Sarah Werninger,  
Donna Wohlfarth;  
Copywriters: Louis Marini, Gail Morrison,  
Dale Tietjen, Steve Tripp

**DESIGN DIRECTOR**  
Christine Destrempes

Cover by Erick Ingraham

Manuscripts are welcome at 80 Micro. We will consider publication of any TRS-80 oriented material. Guidelines for budding authors are available. Please send a self-addressed envelope and ask for "How to Write for 80 Micro." 80 Micro is published monthly by 1001001 Inc., a subsidiary of Wayne Green Inc. Entire contents © copyright 1983 Wayne Green Inc. No part of this publication may be reprinted, or reproduced by any means, without prior written permission from the publisher. All programs are published for personal use only. All rights reserved.

80 Micro is a member of the CW Communications/Inc. group, the world's largest publisher of computer-related information. The group publishes 42 computer publications in 18 major countries. Nine million people read one or more of the group's publications each month. Members of the publication group include: Australia: *Australasian Computerworld*, *Micro Magazine*; Argentina: *Computerworld/Argentina*, *Brazil DataNews*, *MicroLundo*; Denmark: *Computerworld/Denmark*, *MikroData*; France: *Le Monde Informatique*; Germany: *ComputerWoche*, *MicroComputerWelt*, *PC Welt*; Italy: *Computerworld Italia*; Japan: *Computerworld Japan*; Mexico: *Computerworld/Mexico*; Norway: *Computerworld Norge*, *MikroData*; People's Republic of China: *China Computerworld*; Saudi Arabia: *Saudi Computerworld*; Spain: *Computerworld/Espana*, *MicroSistemas*; Sweden: *Computer Sweden*, *MikroData*, *Min Hemdator*; United Kingdom: *Computer Management*, *Computer Business Europe*; United States: *Computerworld*, *Desktop Computing*, *NOT CoCo*, *Incider*, *InfoWorld*, *ISO World*, *Microcomputing*, *PC World*, *80 Micro*, *RUN*.

80 Micro (ISSN 0744-7868) is published 12 times a year by 1001001 Inc., 80 Pine St., Peterborough, NH 03458. Phone: 603-924-9471. Second class postage paid at Peterborough, NH, and additional mailing offices. Subscription rates in U.S. are \$36 for one year, \$55 for two years, and \$75 for three years. In Canada and Mexico \$45—one year only, U.S. funds drawn on a U.S. bank. Canadian distributor: Micron Distributors, 409 Queen St. West, Toronto, Ontario, Canada M5V 2A5. BC Canadian Distributor: Computit, 1122 Fir St., Blaine, WA 98230. Foreign subscriptions (surface mail), \$55—one year only, U.S. funds drawn on a U.S. bank. Foreign subscriptions (air mail), please inquire. In South Africa contact 80 Micro, P.O. Box 782815, Sandton, South Africa 2146. All subscription correspondence should be addressed to 80 Micro, Subscription Department, P.O. Box 981, Farmingdale, NY 11737. Please include your address label with any correspondence. Postmaster: Send form 3579 to 80 Micro, Subscription Services, P.O. Box 981, Farmingdale, NY 11737.

#### Editorial:

Send all correspondence to 80 Micro, Pine St., Peterborough, NH 03458.

#### Subscriptions:

**Problems with Subscriptions:** Send a description of the problem and your current and/or most recent address to: 80 Micro, Subscription Department, P.O. Box 981, Farmingdale, NY 11737.

**Problems with Load 80 Circulation:** Address correspondence to Lori Easton, 80 Pine St., Peterborough, NH 03458.

**Change of Address:** Send old label or copy of old address and new address to: 80 Micro, P.O. Box 981, Farmingdale, NY 11737. Please give eight weeks advance notice.

**Microfilm:** This publication is available in microform from University Microfilms International. United States address: 300 North Zeeb Road, Dept. P.R., Ann Arbor, MI 48106. Foreign address: 18 Bedford Row, Dept. P.R., London, WC1R4EJ, England.

**Dealers:** Contact Ginnie Boudrieau, Bulk Sales Manager, 80 Micro, Pine St., Peterborough, NH 03458. (603) 343-0728.

The microcomputer market has developed a reputation for shifting like a sand dune. Certainly, the summer's shake-up in the low-end market and accompanying dip in high-tech stocks reinforces that impression.

But you get another perspective if you step back and view the situation in a historical context (however short that history may be). The fact is that the companies who were on top three years ago are still there. And everyone else is still scrambling to get a decent share of the market.

In 1980, the leaders were Tandy, Apple, and Commodore. The only company since then to take a significant portion of the market is, of course, IBM. Others—Sinclair, Atari, Texas Instruments, and Osborne, to name a few—have had their chance. None has done too well.

What's the secret? Why do the Big Four enjoy continued success while the rest flail around in apparent helplessness?


To begin with, the leaders offer fundamentally sound machines that promise a certain amount of longevity. Note, for instance, the number of TRS-80 Model I's still in use. Nearly half of 80 *Micro's* subscribers still own Tandy's original micro, which hasn't been made since 1981. Some of these machines are six years old.

Contrast this with the fate of the Timex-Sinclair 1000, one of the hottest consumer products of any kind in 1982-83. The odds are that most will be junked or lost in a closet within a couple of years.

Second, the successful companies anticipated and addressed future markets. Tandy's Model 100 is an example; Tandy saw the need for a truly portable micro and filled the void. The 100 was an instant success, both critically and commercially.

Osborne, on the other hand, failed to follow up quickly enough on their initial success. They put out a transportable that begged to be made obsolete, and didn't have anything to take its place when interest sagged and sales dropped.

Third, Tandy et al know how to market their products. Say what you want about Tandy's chintzy newspaper inserts—the bottom line is that the company has sold a lot of computers. One



## Shifting silicon sands

wonders how effective TI's ads—with Bill Cosby mugging for the Jell-O and Coke crowds—can be, or whether Atari has taken the proper steps to unburden itself of its image as a game maker.

Finally, the major computer manufacturers have managed to avoid some of the effects of the faddism that has struck the industry. The average Tandy customer puts thought into his purchase, and knows what he wants to do with his system. And he never has any problems finding new uses for it.

The average Sinclair customer, on the other hand, buys a T-S 1000 because he has vague thoughts of becoming computer literate (whatever that means), or because his kids want a microcomputer. Eventually, the computer falls into disuse because no one knows what to do with it. The Sinclair is not a machine that will engender a great deal of respect among the buying public, any more than the Chevy Vega will ever be considered a real car.

The moral of this story is that while we can expect to see a general slowdown in the entire micro market, we can also expect that Tandy will continue to be one of the more stable manufacturers, and that the TRS-80 line will hold onto a goodly portion of the market. They, along with Apple, Commodore, and IBM, stand head and shoulders above the pack, and it will require a ma-

jor effort on Tandy's part to bungle their share of the lead.

### A Blizzard of Paper

A recent report from International Resource Development of Norwalk, CT, confirms what we here have suspected for some time—that while electronic mail may be faster and more efficient, it may not necessarily be more effective. The reason, says the report, is that e-mail is impersonal, and takes "the humanity out of a communication." The result, it concludes, is that people will turn to stationery and other forms of more personal correspondence.

"[Paper] is a symbol of authority, it dispels doubt as to the existence of a transaction, it represents an extension of the individual that necessarily—by its very nature—is far more intimate than a piece of computer hardware," says IRD's press release on the report.

As members of CompuServe, we've been receiving an increasing number of query letters—letters in which authors ask us whether we're interested in articles they're working on—through e-mail. And we've noticed that our tendency is to pay less attention to these letters than to personal letters sent via the U.S. mail.

We don't do it on purpose. But all e-mail looks the same. Each letter pops up on the screen in the same fashion, and each is dumped to the same printer to be cranked out in the same dot-matrix style on the same perforated paper. A half-dozen such letters in a pile have little to distinguish themselves from one another.

A personal letter, on the other hand, says a great deal about the author. The envelope, the kind of stationery, the letterhead, the way in which the letter is formatted, the signature—together with the text, they sketch a portrait of the author. And each portrait is distinct from the next.

So the next time you're ready to send out a letter electronically, think about it first. Is the medium lessening the impact of the message? If so, perhaps you should forego the wonders of the electronic nation for the dependability of typewriter and paper. It's a means of communication that will never outlive its effectiveness. ■

# The Answer is... NEWSSCRIPT!™

## THE WORD PROCESSOR FOR BUSINESSMEN AND PROFESSIONALS

With ongoing support directly  
from us

### A FEW OF NEWSSCRIPT'S 200 STANDARD FEATURES:

- FORM LETTERS WITH MERGING OF NAMES AND ADDRESSES
- GIVES SUPERB APPEARANCE TO YOUR FINAL DOCUMENTS
- COMPREHENSIVE MANUAL WITH TUTORIAL AND EXAMPLES
- CENTERING, TOP BOTTOM TITLES, INDENTS, PAGINATION
- UNDERLINING, BOLDFACE, DOUBLE WIDTH, ITALICS\*
- SUB SUPER SCRIPTS, RIGHT JUSTIFIED PROPORTIONAL\*
- CREATES TABLE OF CONTENTS, SORTED INDEX
- "LEGAL" LINE NUMBERING
- SCREEN GRAPHICS, SPECIAL PRINTER SYMBOLS\*
- SEARCH REPLACE GLOBALLY OR WITHIN LINES, COLUMNS
- BLOCK MOVE, COPY, DELETE, INSERT, FILE MERGES
- AUTOSAVE, WHOOPS, DIRECTORY, KILL
- SUPPORT FOR ALL LISTED PRINTERS IS INCLUDED \*\*  
(NO PATCHES INVOLVED) \*\*
- SUPPLIED READY TO RUN ON "TINY" DOSPLUS
- ALSO RUNS UNDER NEWDOS 80, LDOS, MULTIDOS, TRSDOS

NEWSSCRIPT 7.1:	\$124.95
Mailing Labels Option:	29.95
Special: NEWSSCRIPT + LABELS:	139.95
Daisywheel Proportional Option:	49.95
"Pencil"/"Scripts" File Converter:	24.95
NEWSSCRIPT Manual & Reference card only:	29.95
Electric Webster + Correction Feature:	149.50
Hyphenation Feature for Electric Webster:	49.95
Grammatical Feature for Electric Webster:	39.95
Dotwriter 3.0:	79.95
Dotwriter + Letter Utilities:	99.95
6.0 PLUS-MSS Model 4 utility pak	49.95

#### REQUIRED CONFIGURATION:

48K TRS-80, MAX-80, LNW, or compatible, with one or more disk drives. Specify Model I or Model III.

\* some features work only if your printer has the mechanical capability.

\*\* Daisy Wheel Proportional is an extra-cost option.

**TO ORDER, CALL NOW,  
TOLL-FREE: (800)  
824-7888, Operator 422**

For orders, information, or names of nearby dealers:  
(213) 764-3131, or write to us.

**Order from your Software dealer or from:**

**PROSOFT®**

**Dep't. C, Box 560 No. Hollywood, CA 91603**

**TERMS:** VISA, Mastercard, checks, money orders, COD. No P.O.'s accepted. Most orders shipped within 24 hours. Please add \$3.00 for surface UPS in U.S.A., or \$6.00 for UPS Blue Label. Add \$6.00 in Canada, \$15.00 overseas air shipment. 6 1/2% sales tax in California.

## BUILT-IN SUPPORT FOR MOST POPULAR PRINTERS, INCLUDING:

Anadex, Brother, Centronics, C.Itoh, Diablo, Epson, Gemini, Microline, NEC, Prowriter, Qume, Radio Shack (LP 1-8, DW2, DMP-410, DWP 200-2100), Smith Corona, Teletype, Typewriter, anything compatible with any of these, and many others, parallel and RS-232.

**SPECIAL AVAILABLE OPTION:** Right-justified proportional for Diablo, F-10, Qume, Spinwriter, etc. Requires "Daisywheel Proportional" Option plus NEWSSCRIPT.

## REVIEWERS AND USERS AGREE:

"NEWSSCRIPT" is the best word processor I have seen ... unsurpassed in printer control ... no other TRS-80 word processor can match its ability to format text ... its editor is fast, easy, and powerful." (80 MICRO, Oct. 1982)


"Your phone information system and the prompt and courteous staff that you provide to help your clients ... are worth the cost of the system." (V.H.H.)

"Better than cold beer on a hot day!! Thank you!!" (R.S.)

"What a program. So easy to learn and easier to use. I waited too long before ordering!" (P.J.M.)

"... takes the TRS-80 to a new level of text handling ... very user-friendly ... superb documentation, adaptability to many printers and operating systems ... a standard against which other TRS-80 word processing programs will be judged." (SOFTSIDE, Dec. 1982)

"... ongoing support second to none, with superb documentation." (80 U.S. Journal, Feb. 1982)



MANAGING EDITOR  
Eric Maloney

SENIOR EDITOR (EDITORIAL)  
Peter E. McKie

SENIOR EDITOR (PRODUCTION)  
Deborah M. Sargent

NEWS EDITOR  
Eric Grevstad

REVIEW EDITOR  
Lynne M. Nadeau

NEW PRODUCTS EDITOR  
S.F. Tomajczyk

ASSISTANT EDITORS  
Amy Campbell  
Susan Gubernat  
Robert L. Mitchell

EDITORIAL INTERN  
Justina Alsfeld

TECHNICAL EDITORS  
Bradford N. Dixon  
Amee Eisenberg (Load 80)  
Mare-Anne Jarvela  
Beverly Woodbury

PRODUCTION EDITOR  
Susan Gross

LAYOUT EDITORS  
Joan Ahern,  
Bob Dukette, Phil Geraci,  
Maurelle Godoy, Sue Hays,  
Laura Landy, Judy Oliver

PROOFREADERS  
Peter Bjornsen,  
Harold Bjornsen,  
Robin Florence, Ellen Hardsog

EDITORIAL ADMINISTRATION  
Carole Macioci

# PROOF NOTES

## The editors look at the issues

What's black and white, read all over, and has a temperature of 103? Bar code fever! If you haven't got it yet, watch out—you can catch it from these pages. In this issue we'll introduce you to bar code technology, tell you how to print and read bar codes, and provide you with all the good stuff you buy *80 Micro* for: utilities, tutorials, techniques, games, news, reviews, and so on.

Bar codes provide an efficient and reliable means of data entry and transfer. Already a familiar sight at the supermarket in the form of the Universal Product Code (UPC), bar codes increase productivity, security, and data integrity in controlling inventory and maintaining records.

In addition to grocery and retail applications, bar codes are used increasingly in industry, government agencies, libraries, hospitals, and laboratories.

Computers read bar codes, a series of bars and spaces, by several means. All readers use a laser beam that scans the message in the bar code and transfers it to the computer. Sure to become most popular with micro users is the handheld wand that gives bar coding the portability and versatility to make it such an attractive means of data input.

Although not a replacement for the keyboard, bar code scanners are a significant and time-saving alternative to keyboard data entry. Best of all, reading bar codes doesn't require a skilled operator—it's so easy a monkey could do it.

Here at *80 Micro*, the fever has everyone thinking of how bar codes will someday improve our magazine. Imagine, if you will, opening your latest issue of *80 Micro*, picking up a pen-like device attached to your TRS-80, and, with a wave of your hand, transferring entire program listings into the computer quickly, accurately, and easily.

Imagine also using bar codes to enter the table of contents into a file to build a handy, complete index to *80 Micro* subjects and articles.

These are just two potential bar code applications to make *80 Micro* more accessible to you. We are so excited by it all that bar codes have become an ob-

## Bar code fever

session with many of us. Members of our softball team, the Generics, proudly wear a large bar code emblazoned on our uniforms. A few of us have even thought about bar code tattoos.

This issue supplies you with enough material to bring on the initial symptoms of bar code fever. With the bar code generators on pp. 104 and 114 you can use your Model III and a dot-matrix printer to print four of the most popular bar codes, including the Universal Product Code. And "Decoding Bar Codes" on p. 128 lets your Model III read bar codes.

Although you can adapt many bar code readers to TRS-80 computers, the virtual lack of interfacing software keeps many TRS-80 owners from jumping onto the bar code bandwagon. We'd like to hear from any of you who develop bar code reader interfacing software. ■

—A.C.

The left bracket, [, replaces the up arrow used by Radio Shack to indicate exponentiation on our printouts. When entering programs published in *80 Micro*, you should make this change.

*80* formats its program listings to run 64-characters wide, the way they look on your video screen. This accounts for the occasional wrap-around you will notice in our program listings. Don't let it throw you, particularly when entering assembly listings.

Article submissions from our readers are welcomed and encouraged. Inquiries should be addressed to: Submissions Editor, 80 Pine Street, Peterborough, NH 03458. Include an SASE for a copy of our writers' guidelines. Payment for accepted articles is made at a rate of approximately \$50 per printed page; all rights are purchased. Authors of reviews should contact the Review Editor, 80 Pine Street, Peterborough, NH 03458.





# MICRO

## DATA SUPPLIES

A SUBSIDIARY OF THE COMPUTER WAREHOUSE, INC. OF OHIO • 22295 EUCLID AVENUE • EUCLID, OHIO 44117

### 1-800-321-3552

# UP TO 40% OFF

# TANDON WAREHOUSE SALE! CLEARANCE • CLEARANCE • CLEARANCE • CLEARANCE

### TOLL FREE 1-800-321-3552

### BARE DRIVES

This Month's Special OEM Version of Shugart  
SA455 (2S, 40/40) Slimline \$219.00

Manufacturer	Model	No. of Heads	No. of Tracks	Full or Slimline	Price
Tandon*	5 1/4" TM100-1	1	40	Full	\$179.00
Tandon*	5 1/4" TM100-2	2	40/40	Full	249.00
Tandon*	5 1/4" TM100-4	2	80/80	Full	329.00
MPI*	5 1/4" Model 51	1	40	Full	179.00
MPI*	5 1/4" Model 52	2	40/40	Full	239.00
MPI*	5 1/4" Mdl 501	1	40	Slimline	179.00
MPI*	5 1/4" Mdl 502	2	40/40	Slimline	239.00
MPI*	5 1/4" Mdl 902	2	80/80	Slimline	329.00
MPI**	8" Mdl 41	1	77	Slimline	399.00
MPI**	8" Mdl 42	2	77/77	Slimline	499.00

For TRS-80, Heath, Zenith, IBM and Others

\* For complete Case and Power Supply add \$54.95

\*\* For dual case and power supply add \$99.95

**MODEL III & IV  
RS-232 Communication**  
DIRECT REPLACEMENT FOR  
RS-232, FULLY TESTED &  
BURNED IN, EASY INSTALLA-  
TION, 120 DAY WARRANTY.  
RS-232..... 78.95

**MODEL IV — 64K  
MEMORY EXPANSION**  
GUARANTEED 1 FULL YEAR  
SET OF 8  
4164 RAM CHIPS ..... 69.95

## SPRINTER

Double Your Speed

Speed-up cuts computer operation time in half, saves time and money. Fast4 MHz Z80B CPU included, installs in 15 minutes with no soldering or cutting.

SPRINTER III for MOD III \$95.95  
SPRINTER I for MOD I \$95.95

## PRINTER BUFFERS

**QUADRAM MICROFAZER**  
Parallel to Parallel w/8K ..... \$149.00  
Parallel to Serial w/8K ..... 179.00  
Serial to Serial w/8K ..... 179.00  
Serial to Parallel w/8K ..... 179.00  
Each Add'l 8K Upgrade ..... 10.00

All come with pause control and copy feature, and can be upgraded to 512K.

**PRACTICAL PERIPHERALS**  
MPB/EPSON w/16K ..... \$149.00  
MPB/EPSON w/32K ..... 189.00  
In-Line Parallel or Serial w/32K 289.00  
In-Line Parallel or Serial w/64K 339.00



**LNW**  
**TRS-80 Mod. I Expansion**  
**\$349.00**

- RS232c serial I/O
- Parallel printer port
- Gold-plated connectors
- Floppy disk controller
- Full 32k 200ns RAM
- Real time clock
- 6 month warranty
- Heavy steel case
- Thousands of users
- Works with any DOS 100%

## MODEMS

Hayes Smart Modem (RS-232) ..... \$239.00  
SIGNALMAN DIRECT CONNECT  
(RS232) 300 Baud ..... \$94.95  
**U.S. ROBOTICS Inc.**  
Auto Dial 212A,  
300/1200 Baud Modem ..... 529.00  
Auto Link 212A,  
300/1200 Baud Modem ..... \$499.00  
Micro Link 1200, 1200 Baud Modem 429.00  
Auto Link 300, 300 Baud Modem ... \$219.00

## MODEL I DOUBLE DENSITY PACKAGE

Everything you need to convert your TRS-80 Model I to run double density. Complete with software hardware, and instructions, installs in minutes with no soldering, wiring or cutting.

Dosplus V 3.4 w/LNDOUBLER 5/8 ... \$199.00  
LNDOUBLER 5/8 Board w/o dos ... \$169.00

## 16 K RAM SPECIAL

4116 200ns. Guaranteed one full year \$17.95

## ELECTRONIC PROTECTION DEVICES

The PLUM 3-way EMI-RFI AC Power Line  
Noise Filter (wall outlet) \$44.95  
The LEMON - 6-way Surge Suppressor for  
AC Power Lines (wall outlet) \$54.95  
The LIME - same as LEMON w/5ft.  
cord and on-off switch \$79.95  
The PEACH - 6-way Surge Suppressor,  
EMI-RFI Line Filter (wall outlet) \$89.95  
The ORANGE - same as LIME w/EMI-RFI  
Filtering PLUM & LIME Combined \$129.95

## DISK DRIVE CABLES

Disk Drive Cable for 1 Drive ..... \$18.95  
Disk Drive Cable for 2 Drives ..... \$24.95  
Disk Drive Cable for 4 Drives ..... \$29.95  
All Cables Are 5 Ft. Long

**FOR ORDERS**  
**1-800-321-3552**

IN OHIO and all other inquiries  
call (216) 481-4993

### WE ACCEPT

- Visa
- MasterCard
- Checks
- Money Order
- C O D

ALL PRICES  
ARE FOR  
MAIL ORDER ONLY  
Prices, Specifications  
and Offerings subject  
to change without  
notice

ADD \$3.00 FOR  
SHIPPING  
& HANDLING  
\$6.00 Extra for  
C O D Orders  
Ohio Residents  
add 6.5% Sales Tax

MAIL  
ORDER  
PRICES  
ONLY

MOST  
SCHOOL AND  
GOVERNMENT  
PUR. ORDS.  
ACCEPTED

WE'RE GIVING MAIL ORDER A GOOD NAME . . .

You no longer have to sacrifice quality products, personal service, or fast delivery for rock-bottom prices. With **MICRO DATA SUPPLIES**, you can have it all. And it's only a phone call away: (800) 321-3552. Looking forward to your call.

DEALER INQUIRIES WELCOME

**CALL OUR NEW TOLL-FREE NUMBER**

*Russ Knotts*

Russ Knotts • President



## NEWDOS/80 Version 2.0

Model I and Model III

The hottest Disk Operating System is now available in its latest version. This is the ONE from Apparat, Inc., the people whose systems have made the TRS-80 the reliable computer.

\$139.95



## Let your TRS-80™ Test Itself With THE FLOPPY DOCTOR & MEMORY DIAGNOSTIC DISK DRIVE & MEMORY DIAGNOSTIC PROGRAM by David Stambaugh

A complete checkup for your MODEL I or MODEL III. THE FLOPPY DOCTOR Version 3 completely checks every sector of single or double density 35, 40, 77, or 80-track disk drives. Tests motor speed, head positioning, controller functions, status bits and provides complete error logging. THE MEMORY DIAGNOSTIC checks for proper write/read, refresh, executability and exclusivity of all address locations. Includes both diagnostics and complete instruction manual.

For MODEL I . . . . . \$24.95  
For MODEL III . . . . . \$29.95

## BOOKS

OTHER MYSTERIES	
TRS-80 DISK	\$19.95
Microsoft Basic Decoded	\$24.95
The Custom TRS-80	\$28.95
Basic Faster & Better	\$29.95
How To Do It On The TRS-80	\$28.95
TRSDOS 2.3 Decoded	\$28.95
The Custom Apple	\$28.95
Machine Language Disk I/O	\$29.95
CP/M Primer	\$15.95

## LABLMAKER

The most useful program you'll ever own. Prints Marking Labels on standard 1" x 3 1/2" labels. Sixteen print formats to choose from including the Hi Visibility Jumbo Print Type TRS-80 Model I & III, 48K, 1 Drive, Epson MX-80 type printer (Or equivalent)



LABLMAKER KIT — w/400 5/16" x 3 1/2" labels	\$29.95
CASSLABEL Kit — w/200 cassette labels & 200 5/16" x 3 1/2" labels	\$34.95

## DISKIT III™

MODEL III & IV DISK UPGRADE



Floppy Doctor with  
the purchase of  
any DISKIT III  
\$30.00 VALUE!



- Features
- Gold Plated Edge Connectors
  - Switching Power Supply
  - Supports 5" or 8" Drives
  - 40/80 Track Supported
  - Single Dual Head Supported
  - Metal Disk Drive Brackets
  - All Hardware and Cables
  - 1 Hour or Less for Installation
  - 100% Compatible
  - No Soldering Needed
  - 180 Days Warranty on Controller

DISKIT III w/o Drives	\$219.00
DISKIT III w/one Tandem 100-1 40 Track Drive	\$429.00
DISKIT III w/two Tandem 100-1 40 Track Drive	\$629.00
DISKIT III w/two Tandem 100-2 40/40 Dual Drive	\$789.00

## PRINTERS

New Lower Prices

NEW! SILVER REED EXP - DAISY WHEEL	\$499.00
GEMINI 10x by Star Micronics	\$319.00
GEMINI 15x by Star Micronics	\$479.00
NEW! EPSON RX 80	\$359.00
PROWRITER 8510	\$399.00
NEC 8023	\$399.00

## PRINTER EPSON ACCESSORIES

Graftrax Plus	\$65.95
MX-80 Ribbons	7.95
MX-100 Ribbons	18.95
Epson Service Manual	34.95

## PRINTER CABLES

TRS-80 Model I & III	
10 ft. Parallel	\$24.95
10 ft. Parallel cable extensions	24.95

## ELECTRIC PENCIL

Version II

Model I and Model III

An expanded version of the critically acclaimed original word processing system! Includes all features of Version I plus many new extensions.

Disk Version	\$79.95
Tape Version	\$69.95

## ELECTRIC WEBSTER

"Cadillac" of Spelling Checkers 80 Micro 9/82.

- 50,000 WORD DICTIONARY
- FAST and ACCURATE - No other Spelling Checker comes close!
- INTEGRATED - Proofs and corrects from within most popular word processing programs!
- SMART - Finds and displays correct spelling!
- HYPHENATES automatically - inserts discretionary hyphens with 100% accuracy (optional).
- COMPLETE - One step proofing system.

Electric Webster w/correcting feature	\$129.95
Hyphenation feature	\$49.95
Grammatical feature	\$39.95
COMPLETE SYSTEM all Four Programs	\$199.00

## NEWSCRIP 7.0

NEWSCRIP is the versatile TRS-80 word processing program. It supports "smart" printers like the Epson, Okidata, NEC, C.Itoh, Spinwriter, Centronics 739 and more.

NEWSCRIP	\$109.95
----------	----------

## THE HOME ACCOUNTANT

The #1 best selling program for home and small business accounting is now available for TRS-80 Model 3. Handles up to 99 accounts, five checkbooks, multiple income accounts, and can split transactions to any number of accounts. Prints net worth statements, income statements, as well as custom designed reports. Displays a bar chart and trend for any selected category. It is easy to use and yet provides all the power you'll need. (By Continental Software, requires Model 3, 2 drives, 48K) . . . . . \$62.95

**MICRO  
DATA SUPPLIES**

**MICRO DATA SUPPLIES**

A SUBSIDIARY OF THE COMPUTER WAREHOUSE, INC. OF OHIO

• 22295 EUCLID AVE. EUCLID, OHIO 44117

**NEW PRODUCT!**  
ORGANIZE & PROTECT



**ROLLTOP 100 Disk File™**  
Model #RT100

Twice the capacity (100 - 5 1/4" Disks) of the leading "flip top" file. But it takes no more desk space! An outstanding design that combines contemporary styling with the elegance of a rolltop enclosure and a textured buff plastic body. It includes 10 diskette dividers and anti-skid feet. . . . . \$36.00  
Locking Model #RT100L . . . . . \$46.00

**SUPPLIES**

- 5 1/4" File Box for 75 diskettes . . . \$19.95
- EVERY TABULABLES
- 5,000 3 1/2 x 15/16 . . . . . \$15.95
- FAN FOLD PAPER (Prices F.O.B.S.P.)
- 9 1/2 x 11 18 lb. WHITE 3,000 ct. . . . . \$29.95
- 14 x 11 18 lb. WHITE 3,000 ct. . . . . \$39.95

**THIS MONTH'S SPECIAL**

Head Cleaning Kit w/10 Bulk Diskettes \$34.95

**HEAD CLEANING KIT 5 1/4"**



Clean the heads in just 30 seconds and save on costly service calls and data drop-outs.

**wabash SUPER SALE!**  
AS LOW AS **\$1.59**

<p>5 1/4" SOFT SECTORS BULK</p> <p>SINGLE SIDE SINGLE DENSITY W/HUB RING</p> <p>100% CERTIFIED 1 YR WARRANTY</p> <p><b>\$1.59*</b></p>	<p>5 1/4" BOX OF 10</p> <p>SINGLE SIDE SINGLE DENSITY W/HUB RING</p> <p>100% CERTIFIED 2 YR WARRANTY</p> <p><b>\$18.95</b></p>
<p>5 1/4" SOFT SECTORS BULK</p> <p>SINGLE SIDE DOUBLE DENSITY W/HUB RING</p> <p>100% CERTIFIED 1 YR WARRANTY</p> <p><b>\$1.89*</b></p>	<p>5 1/4" BOX OF 10</p> <p>SINGLE SIDE DOUBLE DENSITY W/HUB RING</p> <p>100% CERTIFIED 2 YR WARRANTY</p> <p><b>\$22.95</b></p>
<p>5 1/4" SOFT SECTORS BULK</p> <p>DOUBLE SIDE DOUBLE DENSITY W/HUB RING</p> <p>100% CERTIFIED 1 YR WARRANTY</p> <p><b>\$2.79*</b></p>	<p>5 1/4" BOX OF 10</p> <p>DOUBLE SIDE DOUBLE DENSITY W/HUB RING</p> <p>100% CERTIFIED 2 YR WARRANTY</p> <p><b>\$31.95</b></p>

\*Now Get High Quality at a Low Price Manufactured by a Major Disc Company For MDS Without Their Name on Diskettes \*Minimum order 20 diskettes with Tyvek envelope and storage shipping box \*Quantity discounts - 100 deduct 3% 1000 deduct 5%, 10,000 deduct 10%

**MODEMS**

- Hayes Micromodem II (APPLE) . . . . . \$299.00
- Hayes Smart Modem (RS-232) . . . . . \$239.00
- SIGNALMAN DIRECT CONNECT (RS232) 300 Baud . . . . . \$94.95
- U.S. ROBOTICS Inc.**
- Auto Dial 212A, 300/1200 Baud Modem . . . . . \$299.00
- Auto Link 212A, 300/1200 Baud Modem . . . . . \$499.00
- Micro Link 1200, 1200 Baud Modem . . . . . \$429.00
- Auto Link 300, 300 Baud Modem . . . . . \$219.00

**Practical Peripherals MICROBUFFER**

- MBP-16K Parallel . . . . . \$149.00
- MICROBUFFER IN-LINE For Most Printers
- 32K Parallel . . . . . \$289.00
- 64K Parallel . . . . . \$339.00
- 32K Serial . . . . . \$289.00
- 64K Serial . . . . . \$339.00
- 64K Memory Expansion Modules . . . . . \$169.00

**ISN'T IT TIME YOU SCORED . . . WITH SCOREPAC!™**

Get a SCORE of diskettes in a sturdy, new PAC and SAVE!

**LIMITED TIME OFFER**

Buy ANY SCOREPAC™ at its regularly advertised price and you're entitled to purchase a 5 1/4" File Box for the added cost of only \$17.95. \*Limit 1 File Box per SCOREPAC™

- SCOREPAC™ w/20 Paragon Plain Jane™ Diskettes**
- 1S/SD . . . . . \$38.95
- SCOREPAC™ w/20 Paragon Gold Diskettes**
- 1S/DD . . . . . \$46.95
- SCOREPAC™ w/20 Paragon Gold Diskettes**
- 2S/DD . . . . . \$56.95



**DATALIFE™ VERBATIM DATALIFE™ DISKETTES**

Seven data-shielding improvements mean greater durability and longer data life.

- VERBATIM DATALIFE DISKETTES**
- 5 1/4-inch (box of 10)
- MD525-01
- 1S/D Den



**Soft-Sector Diskettes**

- 5 1/4" 2S/D Den (MD550-01) . . . . . \$39.95
- 5 1/4" 2S/4 Den (MD557-01) . . . . . \$51.90
- 8" 1S/D Den (FD34-8000) . . . . . \$43.95

**PARAGON Gold DISKETTES**

Diskettes in both Single AND Double Sided, Soft AND Hard Sectors, all with reinforcement hub rings. Individually 100% ERROR-FREE certified. Invest in GOLD!

- Paragon Plain Jane™ (1S,SD) . . . \$19.95
- Paragon Plain Jane™ (1S,SD) Scorepac™ . . . . . \$38.95
- Paragon Gold (1S,DD) . . . . . \$23.95
- Paragon Gold (1S,DD) 10 Sector . . . . . \$23.95
- Paragon Gold (1S,DD) Scorepac™ . . . . . \$46.95
- Paragon Gold (2S,DD) . . . . . \$29.95
- Paragon Gold (2S,DD) Scorepac™ . . . . . \$56.95



Call 1-800-321-3552  
MONDAY thru SATURDAY  
IN OHIO AND OTHER INQUIRIES (216) 481-4993

**WE ACCEPT**

- Visa
- MasterCard
- Checks
- Money Order
- C O D

**ALL PRICES ARE FOR**


MAIL ORDER ONLY  
Prices, Specifications and Offerings subject to change without notice

**ADD \$3.00 FOR SHIPPING & HANDLING**

\$6.00 Extra for C.O.D. Orders  
Ohio Residents add 6.5% Sales Tax

**MAIL ORDER PRICES ONLY**





## Radio Shack Rebuttal

I would like to respond to Charles Austin's letter in Input (August 1983, p. 16). While it is true that we find it better to use sales tickets than to use a cash register (for a number of reasons), we certainly do use our own computers in-house.

Our company-owned stores each contain a Model III in what we call our store operating system. This system allows each store to do all of its daily sales receipts, payroll, and ordering via computer.

Once every day, all 4,500-plus computers communicate via a packet switching network to our main computer system in Fort Worth. We dispatch orders for quick-ship items within 24 hours of receiving the order.

In addition, we dispatch normal ship time orders more quickly than was possible when we did all of this work by mail.

This system is capable of providing us with day-to-day information on sales from various stores, even to the point of catalog numbers and sales by store salesperson.

The Fort Worth computer can update each store's inventory records with price changes, availability, and other information. We can also automatically place into those records new products as they are available in our warehouses. To our knowledge, this is the largest such computerized system in existence.

Our warranties are good (on equipment purchased from a Radio Shack store or authorized dealer) anywhere in the United States, and no warranty cards are involved.

Your warranty is based solely upon that little old-fashioned sales ticket that our store personnel give you when you make your purchase.

Were it not for that ticket, you would probably have to return your product to the store from which you bought it, because only they would know when you purchased it, and that you were the original owner.

The ticket also keeps our mailing

list up to date so that we can send you flyers announcing new and exciting products to go with your existing Radio Shack equipment.

So you see, there is a method to our madness.

*Ed Juge*  
Director, Computer Merchandising  
Radio Shack  
1500 One Tandy Center  
Fort Worth, TX 76102

## NEWDOS/80 User's Group

I'd like to initiate a user's group through which users of NEWDOS/80 can share and exchange ideas. Anyone interested is invited to write. I'd be pleased to hear any ideas on the best way to set up an exchange, or any other ideas, tips, or questions related to NEWDOS/80.

Please enclose a self-addressed, stamped envelope for replies.

*Jack D. Feka*  
P.O. Box 1717  
Victoria, B.C. V8W 2Y1  
Canada

## Fortran Addition

In "Fortran Breakout" (July 1983, p. 186), J.B. Harrell III wrote that "Fortran has 'record directed' input and output. This means each Read and Write statement produces a new record to be read or written. This is the language's most serious defect on the TRS-80—it is impossible, for example, to position the cursor and write at a specific location without disturbing the rest of the screen."

While "Fortran Breakout" was a Model I/III article, our Fortran Extension Library (\$49.95) alleviates this difficulty on the Models II/12/16. I realize that this is a new addition to Fortran, but many readers have not

only seen our ad, but have purchased and used the program.

*Pierre H. Charrin*  
The Proper Touch  
P.O. Box 13760, #202  
Houston, TX 77219

## Model 4 Review

After reading Michael Vose's review of the Model 4 ("Once More With Feeling," August 1983, p. 100), I feel compelled to respond. As the primary designer of the TRSDOS 6.0 operating system, I feel qualified to address the following points.

Mr. Vose says that Model III software manufactured by companies other than Radio Shack might not run on the Model 4. Has he any that will not? Tandy exerted a tremendous effort to assure compatibility with its Model III.

The Model III contains three ROM chips that store the Level II Basic interpreter as well as device Input/Output (I/O) handlers. These ROMs are designated A, B, and C.

The Model 4 uses a newer type of video control that necessitates a small change in ROM C to initialize the video chip. When booted with a Model III operating system disk, this is the only difference in ROM appearance.

Logical Systems Inc. (licensor of TRSDOS 6.0) even requested that the old Model I printer memory map address of 37E8 hexadecimal still be addressable for the printer status input.

Mr. Vose says that the Model 4 bootstrap loader is different from the Model III's. Except for the ROM change associated with the video chip initialization, loading is the same. It is extremely difficult to imagine some protected program's loading method interfering with this change.

Concerning disk booting, when you turn on the Model 4 or press the reset button, the machine runs exactly like a Model III with 14K of ROM.

This ROM has a disk bootstrap loader that reads sector 1 of track zero into RAM. Sector 1 contains the secondary bootstrap loader common-

# NOW IT'S TALKING VS 100

VOICE SYNTHESIZER  
FOR MODEL I,III,IV  
and Coco

- ✓ Unlimited vocabulary.
- ✓ Automatic inflection.
- ✓ Proven VOTRAX technology.
- ✓ We use the famous VOTRAX SC01 phoneme synthesizer. 4 programable pitch level.
- ✓ Built in audio amplifier with volume control. (The Color Computer version speaks through the TV speaker)
- ✓ You can add voice to any basic program in minutes.
- ✓ Super efficient: one single line in Basic will produce a full sentence!
- ✓ Works with any speaker (or add \$5.95 for handsome speaker module).
- ✓ Price breakthrough: same performance as units costing hundreds of dollars.
- ✓ Pronunciation dictionary included for hundreds of common words.
- ✓ Voice editor will help you create unlimited number of words, sound effects, etc..
- ✓ Hundreds of applications —now cost effective in education, robotics, speech therapy, monitoring, games, aid to handicapped, security, prompting...
- ✓ Fully assembled and tested, 90-Day warranty.
- ✓ Ready to plug in and talk.
- ✓ As usual our 15-day money back guaranty protects you.

**\$69<sup>95</sup>**



Order # C201 for MODEL I  
C203 for MODEL III or IV  
C205 for COLOR COMPUTER

Price includes SYNTHESIZER MODULE, POWER SUPPLY, INSTRUCTIONS, EDITING AND DEMO SOFTWARE. \$69.95  
SPEAKER MODULE (not needed for coco version) not included, add \$5.95

## READ ENGLISH AUTOMATICALLY!

### TALKER 1.4 text to speech converter

Unlimited vocabulary including: words, letters, symbols and numbers up to 99,999,999,999,999!

Talking is as simple as : PRINT\* "I talk!"

Machine language DISK or TAPE only \$19.95

**NEW!**  
for your VS-100

#### .....SUPER CONTEST.....

WIN \$1000 + ROYALTIES FOR THE BEST TALKING GAME  
+ WIN \$1000 FOR THE BEST "SERIOUS APPLICATION" SOFTWARE

**Toll Free Order Line**  
**800-221-0916**   
Orders Only, NY & Info call (212) 296-5916. Hours: 9-5 E.S.T.

Votrax is a registered trade mark of Votrax.

**CLUBS:** Contact us at (212 296 5916) if you would like to arrange for a product presentation.

 **ALPHA** Products

79-04 Jamaica Ave., Woodhaven, NY 11421  (212) 296-5916

ADD \$2.50 PER ORDER FOR SHIPPING AND HANDLING  
WE ACCEPT VISA, MASTERCARD, CHECKS, M.O.  
C.O.D. ADD \$3.00 EXTRA  
NY RESIDENTS ADD SALES TAX  
OVERSEAS, FPO, APO ADD 10%  
DEALER DISCOUNTS AVAILABLE



ly called Boot/SYS. Thus, a Model III DOS disk boots exactly as it does on the Model III.

The Boot/SYS contained on a TRSDOS 6.0 DOS, however, has a secondary loader that switches in the full 64K RAM and converts the video control over to an 80-column by 24-line display.

This is accomplished by means of control bytes output to the memory management port. It is this secondary loader that reads in the entire track zero to load the device drivers.

Basic 6.0 drops the CMD reserved word, but substitutes SYSTEM in its place. Without cassette I/O from Basic, there is no need for SYSTEM to be associated with machine language tapes.

Also, although left out of the Radio Shack manual, Basic does support sound directly. The syntax is SOUND followed by tone number and duration with the required space between the reserved word and the tone value.

Tone ranges from zero to seven while duration ranges from zero to 31. The Quick Reference Card included with the Model 4 documentation shows the Sound reserved word in its table of reserved words. I don't recollect a Level II Basic reserved word, Rename, that Mr. Vose says was dropped.

Basic 6.0 includes Name, which allows you to rename files. A TRSDOS version 6.0.1 will be available to provide a memory size of 31932 when you enter Basic with FILES=0. This is approximately 3K greater than that available under TRSDOS 6.0, and stems from improved stack handling during video and keyboard memory management.

It is not true that you can only use MEMDISK/DCT to simulate a disk drive if the Model 4 is equipped with the full 128K of RAM. MEMDISK also allows the simulation of a disk drive in a portion of the upper 32K of standard RAM via a user option. Also, TAPE100 not only reads Model 100 tapes, but also writes them.

TRSDOS 6.0 is much more than an upgrade of LDOS 5.x. The 6.0 system is a low-memory resident DOS that is accessed by supervisor calls (SVCs). It is totally device-independent.

TRSDOS 6.0 offers complete compatibility of media with its forebears.

## 80 ALERT

*Occasionally, 80 Micro receives letters from readers who have had difficulties with our advertisers. Most of the time, these problems are resolved to the satisfaction of all parties, but some problems appear to be insoluble.*

*As a service to readers and advertisers alike, 80 Alert will pinpoint distributors who cannot be reached, by readers or by our advertising department, for customer service. Anyone who has current information about a manufacturer or distributor mentioned in the column is welcome to write and update our data.*

We have been unable to contact Hurricane Labs Inc. (5149 Moorpark Ave. Ste. 105, San Jose, CA 95129). The company's telephone numbers have been disconnected, and correspondence is being returned. So far, we have not been able to obtain any further information.

Soft Sector Marketing Inc. (P.O. Box 340, Garden City, MI 48135) has gone out of business. President Vic Andrews told *80 Micro* on July 7 that the firm will sell its present inventory to pay creditors, and will answer mail inquiries through the end of this year.

We have been unable to contact E-Z Tax Inc. (2444 Moorpark, San Jose, CA 95128). All phone numbers are disconnected and we have received no reply by mail. No further information was available at press time.

Its command set is a superset of earlier systems.

True, it is a powerful, complex system; however, with no more effort than that spent to learn a sophisticated spreadsheet or word processing program, you can master TRSDOS 6.0.

•  
Roy Soltoff  
President, Misosys  
P.O. Box 4848  
Alexandria, VA 22303

P	Q	PEQVQ
1	1	1
1	0	0
0	1	0
0	0	1

P	Q	PIMPQ
1	1	1
1	0	0
0	1	1
0	0	1

Table 1. Truth tables for EQV and IMP.

### Vose Responds

*Kudos to Roy Soltoff for the additional information about the TRS-80 Model 4. His willingness to share these details further demonstrates my article's point that an open door policy regarding Radio Shack's products is ultimately to their credit.*

*It's nice to receive information from an insider; much of my original information came from several harried Radio Shack Computer Center employees at the Boston Computer Society's hectic Model 4/Model 100 introduction.*

*The Model 4 I reviewed for 80 Micro would not respond to the Sound command described by Mr. Soltoff. It's possible that the machine was defective. Nevertheless, I was unable to generate any sound. In addition, the absence from the Model 4 manual of a syntax description for the sound commands is another instance of its inadequacy.*

*In my review I listed Rename as a dropped keyword because I did not have access to an LDOS manual and couldn't remember if Rename was an L BASIC enhancement; the TRSDOS 6.0 manual lists Rename as an unsupported keyword.*

*I feel confident that 80 Micro will print a letter or article detailing the function of the Boolean operators IMP (implication) and EQV (equivalence). (Table 1 is a truth table for those of you who can't wait.)*

*TRSDOS 6.0 is not as easy to master as a sophisticated spreadsheet or word processor because of its confusing documentation. But my main objection to TRSDOS 6.0 is that it is*

# THE ALPHA JOYSTICK

NOW ONLY \$28<sup>00</sup>  
SPECIFY MOD I OR III

# -30%



**DON'T WAIT!**  
*Limited time special*

*Works with all joystick games.*

Model IV: order model III version

## \$59.95 NEWCLOCK-80



**Wouldn't it be nice** if your computer could always boot up with the right time and date and then stay accurate. Newclock-80 will enhance your Model I or III system with powerful clock/calendar/timer functions.

**Using LSI** (large scale integration) and custom circuits, Newclock-80 provides MO/DATE/YR, HR:MN:SEC plus AM/PM and day of week and even takes care of leap years! It continues to keep time and date with quartz accuracy when the computer is turned off or experiences a power failure. A single battery lasts over 2 years.

**Compatibility:** Newclock-80 is compatible with any operating system, including DOSPLUS, NEWDOS, LDOS. With its fully decoded circuitry it will work with any other hardware you may own. Bus expanders are available.

**Installation** is very simple, no tools, no disassembly, no soldering. Just plug it in, that's all. There is no power supply or messy cable. Newclock-80 plugs into the rear of the keyboard ③ or side of the Exp. Int. ②. Model III Newclock fits the 50 pin card edge (underneath) ①

**The Software:** Newclock-80 is as easy to use as it is to install. "SET", a Basic program, is used only once to set the time and date and select 12 or 24 hour format. "TIMESTR", also in Basic, patches your computer "TIMES" function to read Newclock-80. It also adds "TIMES" to keyboard-only systems, a short routine is simply "poked" into low memory.

**Newclock-80** uses 12 ports (176 to 188): 6 for the time, 6 for the date. The data is conveniently stored in decimal form, no conversion is needed. You can read or modify any digit using simple Basic "INP" and "OUT" statements.

**No risk trial.** Order your Newclock-80 today, see how easy it is to install and operate then decide within 30 days if you want to keep it. If for any reason you are not delighted with its quality and performance, you may return it for a prompt and courteous refund.

**Your unit** will come complete ④ with software on tape, detailed instructions, handy reference card, and a 90 day warranty. Specify Model I or III. Software is also available on disk; add \$5. Lithium battery (not included) available from RADIO-SHACK (#23-162) or add \$1.50 to your order.

**Thanks to** outstanding engineering and efficient manufacturing, ALPHA Products is once again able to offer a great product at a surprising price. Order your Newclock-80 at no obligation today.

**Toll Free Order Line**  
**800-221-0916**

Orders Only, NY & Info call (212) 296-5916. Hours: 9-5 E.S.T.

# ALPHA Products

79-04 Jamaica Ave., Woodhaven, NY 11421

(212) 296-5916

ADD \$2.50 PER ORDER FOR SHIPPING AND HANDLING. WE ACCEPT VISA, MASTERCARD, CHECKS, M.O. C.O.D. ADD \$3.00 EXTRA. NY RESIDENTS ADD SALES TAX. OVERSEAS, F.P.O. ADD 10%. DEALER DISCOUNTS AVAILABLE.



## ERROR Trap

In "Once More, With Feeling" (August 1983, p. 100), in the sidebar, "Semi-Custom Logic Circuits" (p. 106), the Model 4 is erroneously described as containing VLSI semi-custom logic chips. The sidebar should have read, "The Model 4 makes use of new, MSI (medium scale integration (over 1,000 transistors on a chip)) semi-custom logic chips."

In our "Buyer's Guide to CoCo Utilities" (July 1983, p. 212), Data Comp and Southeast Media Supply is omitted from the Company Name column under General Utilities. Data Comp (5900 Cassandra Smith Road, Hixson, TN 37343, 615-842-4601) markets the following products: Basic Precompiler (\$50), F-Mate FLEX Utilities (\$75), FLEX F-Mate (\$69.95), F-Mate FLEX Diagnostics (\$75), Four Drives From Two (\$19.95), and Terminal CoCo (\$19.95).

*not an operating system that will appeal to a computer user.*

*Programmers may love it, but it's unnecessarily complex for the average person. My hope is that programmers can eventually design shells—or transparent operating systems like the Model 100's—to make learning a complex system program a thing of the past.*

*Finally, the program I couldn't load into the Model 4 was Adventure International's Sea Dragon.*

*G. Michael Vose  
13 Mountain View Drive  
Peterborough, NH 03458*

### CRT Radans Insignificant

In my article, "Making a Weak Link Stronger" (July 1983, p. 286), I omitted an item of some significance.

The Food and Drug Administration (FDA) study cited, in which some monitors were emitting X-rays at levels above the .5 microradans/hour standard, was done with machines

```

10 CLS:FOR X=15361 TO 15422:POKE X,131:NEXT
20 FOR X=16321 TO 16382:POKE X,176:NEXT
30 FOR X=15424 TO 16256 STEP64:POKE X,149:NEXT
40 FOR X=15487 TO 16319 STEP64:POKE X,170:NEXT
50 POKE 15360,151:POKE 15423,171:POKE 16320,181:POKE 16383,186
60 GOTO60
100 REM USE THE ABOVE PROGRAM TO DRAW A BOX ON YOUR CRT FOR
ALIGNMENT PURPOSES. INSIDE THE KEYBOARD CASE, ON THE RIGHT-
HAND SIDE, THERE ARE TWO POTENTIOMETERS (POTS) THAT YOU MUST
ACCESS TO MAKE ADJUSTMENTS TO THE VIDEO OUTPUT.
200 REM REMOVE THE SCREWS FROM THE BOTTOM OF THE KEYBOARD AND
LIFT THE TOP OF THE KEYBOARD CASE UP SO THAT THE POTS CAN BE
TURNED USING A SMALL SCREWDRIVER.
300 REM THE FRONT POT MOVES THE DISPLAY UP AND DOWN ON THE
CRT AND THE REAR POT MOVES IT RIGHT AND LEFT. ADJUST THE POTS
SO THAT THE SQUARE DRAWN BY THE PROGRAM IS WHERE YOU WANT IT
TO BE LOCATED.
400 REM I USED A SMALL, ROUND FILE TO MAKE SEMI-CIRCULAR HOLES
IN THE BOTTOM EDGE OF THE TOP HALF OF THE CASE, IN LINE WITH
EACH POT. THIS WAY, I DON'T NEED TO TAKE THE CASE APART TO MAKE
THESE ADJUSTMENTS.
500 REM SOMETIMES A JITTERY SCREEN CAN BE CURED BY SPRAYING A
CLEANER LIKE TUN-O-WASH OR SIMILAR TV TUNER CLEANER ON THESE
POTS AND ROTATING THEM BACK AND FORTH A FEW TIMES.
600 REM BE SURE TO TURN THE KEYBOARD OFF BEFORE USING THE SPRAY
CLEANER. GOOD LUCK.

```

*Program Listing. Display repair.*

operating under stress conditions, with line voltages at higher levels than are encountered during normal operation. The goal was to simulate an equipment malfunction to determine if terminals produce X-rays when they break down.

I was relying on a union report of the FDA study, because the FDA was no longer making the information available. Since that time, I've learned that the machines were made to fail.

The current state-of-the-art monitors emit so little radiation when properly operating as to be negligible. Of course, properly operating DC-10s don't fall out of the sky either. Wherever there's technology, there's the potential for failure—but the risk to terminal operators from X-rays, relative to current standards, is small.

*Thomas Hartmann  
South Garland St.  
Plymouth, NH 03264*

### Display Adjustment

I wrote Program Listing 1 in response to Mr. Frank Denigan's request in Aid (August 1983, p. 24). Mr. Denigan's display on his Model I had moved up so it was hard to read the top line.

Many Model I users might not be aware of this simple procedure.

*Chuck Webb  
P.O. Box 338  
Prairie Grove, AR 72753*

### Powersoft and Piracy

Roxton Baker's letter in Input (August 1983, p. 12) takes Powersoft to task for protecting their programs for the sole purpose of making a sale in any manner possible. Isn't the purpose of marketing to make a sale in any manner possible, as long as you don't misrepresent your product or defraud your customer? If the customer doesn't like the product, most companies will let him return the software for a refund.

I, too, wish that all protection schemes would go away and let me make copies of my programs, but I'm also realistic. Big Five Software, the Model I/III arcade-type program publisher, has decided to drop out of the market because program theft is high, and they can't sell enough copies of their programs to recoup their program developing and advertising investments. Their last release crossed the country on the stolen program circuit faster than UPS could deliver the programs to the stores.

I know a kid who went to computer camp and came back with a Model III disk loaded with arcade programs, including all the Big Five programs. He paid \$5 for the disk. About one hundred kids attended that computer camp. Not all these kids would have bought all the programs, but if each had bought only one program (instead of stealing 18), that would amount to a lot of sales.



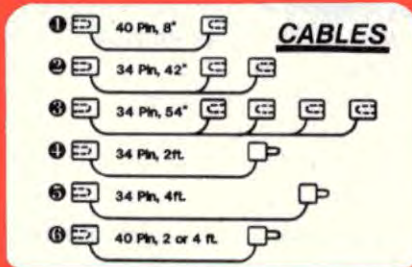
# NOW MODEL I AND MODEL III!

Now Model III users can take advantage of the ALPHA I/O system too. Our new MOD III/I BUS CONVERTER allows most port based Model I accessories (such as our ANALOG-80, INTERFACER 2 and INTERFACER-80) to connect to the Model III bus. MOD III/I BUS CONVERTER, complete with all connectors, only \$39.95.



### PRINTSWITCH


Have 2 printers on line at all times and select printer 1 or 2 by means of a conveniently located switch. End the problem of constantly plugging and unplugging printer cables. PRINTSWITCH is a compact module that plugs onto the parallel printer port of your TRS-80 and provides an edge connector for each of your two printers. It works with any two types of printers: dot matrix, daisy wheel, plotters, TRS-80 converted electrics, etc. Assembled, tested, ready to use with connector and instructions. For Model I or III (please specify). ONLY \$59.00



### SUPERIOR QUALITY REPLACEMENT & EXTENSION CABLES

Highest quality cable and high force, gold plated contacts ensure the utmost in connection reliability.

- 1 KEYBOARD TO EXPANSION INTERFACE ..... \$21.
  - 2 DISK DRIVE CABLE FOR 1 OR 2 DRIVES ..... \$32.
  - 3 DISK DRIVE CABLE FOR 3 OR 4 DRIVES ..... \$45.
  - 4 DISK DRIVE CABLE EXTENDER ..... \$22.
  - 5 PRINTER CABLE EXTENDER ..... \$24.
  - 6 40 PIN BUS EXTENDER - 2 ft. ... \$22    4 ft. ... \$24.
- Custom cable configurations are also available. Call us.



YOU ASKED FOR IT: "EXPANDABUS" X1, X2, X3 AND X4. CONNECT ALL YOUR TRS-80 DEVICES SIMULTANEOUSLY on the 40 pin TRS-80 bus. Any device that normally plugs into the keyboard edge connector will also plug into the "EXPANDABUS". The "X4" is shown with protective covers (included). The TRS-80 keyboard contains the bus drivers (74LS367) for up to 20 devices, more than you will ever need. Using the E/I, it plugs either between KB and E/I or in the Screen Printer port. Professional quality, gold plated contacts. Computer grade 40 conductor ribbon cable. X2...\$29. X3...\$44. X4...\$59. X5...\$74. Custom configurations are also available. call us.



### ANALOG-80: A WORLD OF NEW APPLICATIONS POSSIBLE.

8 DIGITAL MULTIMETERS PLUGGED INTO YOUR TRS-80!!! Measure Temperature, Voltage, Current, Light, Pressure, etc. Very easy to use: for example, let's read input channel #4: 10 OUT 0.4 'Selects input #4 and also starts the conversion 20 A=INP(0) 'Puts the result in variable 'A' 'Voila' Specifications: Input range: 0-5V to 0-500V. Each channel can be set to a different scale. Resolution: 20mV (on 5V range) Accuracy: 8 bits (.5%) Port Address: jumper selectable. Plugs into keyboard bus or E/I (screen printer port). Assembled and tested. 90 day warranty. Complete with power supply, connector, manual ..... \$139



### TIMEDATE 80: REAL-TIME CLOCK/CALENDAR MODULE

Keeps quartz accurate time for 3 years on 2 replaceable AAA batteries (not included). Gives MO/DATE/YR, DAY of WEEK, HR, MIN, SEC and AM/PM. Features INTELLIGENT CALENDAR and even provides for Leap Year. This compact module simply plugs into rear of Keyboard or side of Expansion Interface (may be slipped inside E/I). Includes cassette software for setting clock and patching to any DOS (including NEWDOS 80 2.0). Optional "Y" connector allows for further expansion. For Model I Fully assembled and tested. Complete with instructions and cassette. ONLY \$95.00 "Y" option add \$12.00

## GREEN SCREEN WARNING

IBM and all the "biggies" are using green screen monitors. Its advantages are now widely advertised. We feel that every TRS-80 user should enjoy the benefits it provides. But **WARNING:** all Green Screens are not created equal. Here is what we found:

- Several are just a flat piece of standard colored Lucite. The green tint was not made for this purpose and is judged by many to be too dark. Increasing the brightness control will result in a fuzzy display.
- Some are simply a piece of thin plastic film taped onto a cardboard frame. The color is satisfactory but the wobbly film gives it a poor appearance.
- One "optical filter" is in fact plain acrylic sheeting.
- False claim: A few pretend to "reduce glare". In fact, their flat and shiny surfaces (both film and Lucite type) ADD their own reflections to the screen.
- A few laughs: One ad claims to "reduce screen contrast". Sorry gentlemen but it's just the opposite. One of the Green Screen's major benefits is to increase the contrast between the text and the background.
- Drawbacks: Most are using adhesive strips to fasten their screen to the monitor. This method makes it awkward to remove for necessary periodical cleaning. All (except ours) are flat. Light pens will not work reliably because of the big gap between the screen and the tube.

Many companies have been manufacturing video filters for years. We are not the first (some think they are), but we have done our homework and we think we manufacture the best Green Screen. Here is why:

- It fits right onto the picture tube like a skin because it is the only **CURVED** screen **MOLDED** exactly to the picture tube curvature. It is Cut precisely to cover the exposed area of the picture tube. The fit is such that the static electricity is sufficient to keep it in place! We also include some invisible reusable tape for a more secure fastening.
  - The filter material that we use is just right, not too dark nor too light. The result is a really eye pleasing display.
- We are so sure that you will never take your Green screen off that we offer an unconditional money-back guaranty. Try our Green Screen for 14 days. If for any reason you are not delighted with it, return it to a prompt refund.
- A last word: We think that companies, like ours, who are selling mainly by mail should list their street address, have a phone number (for questions and orders), accept CODs, not every one likes to send checks to a PO box, offer the convenience of charging their purchase to major credit cards. How come we are the only green screen people doing it? Order your **ALPHA GREEN SCREEN** today. \$12.50



### DISK DRIVE EXTENDER CABLE, FREE YOUR MINI-DRIVES.

End the daisy-chain mess once and for all. Fits all mini-drives: Percom, Aerocomp, Shugart, Micropolis, MTI, Vista, Pertec, Siemens, BASF. Easy to install: just remove the drive cover, plug in the EXTENDER CABLE and replace the cover. Now you can change and move your drives without disassembly. Keep the cover on and the dust out. High reliability gold plated contacts, computer grade 34 conductor cable. Tested and guaranteed.

Get one for each drive ..... ONLY ..... \$8.95



### INTERFACER-80: the most powerful Sense/Control module.

- 8 industrial grade relays, single pole double throw isolated contacts. 2 Amp @ 125 Volts. TTL latched outputs are also accessible to drive external solid state relays.
- 8 convenient LEDs constantly display the relay states. Simple "OUT" commands (in basic) control the 8 relays.
- 8 optically-isolated inputs for easy direct interfacing to external switches, photocells, keypads, sensors, etc. Simple "INP" commands read the status of the 8 inputs. Selectable port address. Clean, compact enclosed design. Assembled, tested, 90 days warranty. Price includes power supply, cable, connector, superb user's manual ..... \$159



✓ 17 ADD \$2.50 PER ORDER FOR SHIPPING AND HANDLING. ALL ORDERS SHIPPED FIRST CLASS MAIL. WE ACCEPT VISA, MASTER CHARGE, CHECKS, M.O. COD: ADD \$2.00 EXTRA. QUANTITY DISCOUNTS AVAILABLE. N.Y. RESIDENTS ADD SALES TAX.

79-04 Jamaica Ave., Woodhaven, N.Y. 11421

Info and order: (212) 296-5916

## User's Groups Update

80 Micro frequently receives information about user's groups from all parts of the country. The list below contains current information about these groups; it is arranged alphabetically by state.

**Topeka Computer Club**  
c/o Kevin Cronister  
2224 Hope  
Topeka, KS 66614  
913-272-1353

**Southern Maine TRS-80 User's Group**  
c/o Anthony T. Scarpelli  
82 Wellington Road  
Portland, ME 04103

**Kansas City TRS-80 User's Group**  
300 N.W. 83rd St.  
Kansas City, MO 64118

**Bug-80 User's Group**  
P.O. Box 62  
Glen Gardner, NJ 08826

**Midlands Computer Club**  
c/o Jerry Kilpatrick, President  
P.O. Box 7594  
Columbia, SC 29202

**San Antonio TRS-80 User's Group**  
c/o Gerry Sharp, Secretary  
14310 Pembroge, 782  
San Antonio, TX 78247

**Mid-Cities TRS-80 User's Group**  
c/o D.D. Freeman  
334 Fieldside Drive  
Garland, TX 75043  
214-637-4510

**Daltrug TRS-80 User's Group**  
c/o Bobra Shaepier  
Rt. 2 Box 374-D2  
Frisco, TX 75034  
214-370-2432

**Fort Worth TRS-80 User's Group**  
c/o Pat Coyne  
2001 Beach St. #626  
Fort Worth, TX 76103  
817-429-7055

**Dal-Cliff TRS-80 User's Group**  
c/o David Gattis  
14523 Hague  
Dallas, TX 75234  
214-243-6764

If I had my way, software protection wouldn't exist because it wouldn't be necessary. But it is necessary. Some people can't seem to understand that good software takes time and money to develop. They assume that software magically appears for them to take and copy as they wish. I wrote software, but I couldn't make a living at it because more people had copies of my programs than my publisher sold.

It's a problem when software is protected to the point where I can't make back-ups, but I understand why it's protected. When I break the protection, I don't spread free copies around; I use them only for myself.

I'm indebted to WittSoft for their Super Utility Plus (SU+) back-up program, but that doesn't mean that I'm handing out duplicate programs to all my friends. SU+ is a very useful program and Kim Watt deserves his royalties.

Perhaps the solution is to make all software programs as cartridges. It would make them expensive, but the publisher would know the programs wouldn't be illegally copied, and the purchaser would know the program wouldn't self-destruct.

*Terry Kepner  
P.O. Box 481*

*Peterborough, NH 03458*

## Scriptit Part II Tips

Craig Lindley's article, "Inside Scriptit Part II" (October 1982, p. 276) is excellent. However, beware of these problems:

- Do not use the QD or Query function with NEWDOS.
- Never hit the break key when you are querying a directory in TRSDOS or your Model I goes nowhere.
- In line 2730, put four spaces behind the last asterisk or you'll get some surprises. Check the location where the buffer starts; if it is 8342 hexadecimal, then your program works.

*Jan Vromant  
P.O. Box 1023  
Monrovia, Liberia  
West Africa*

## Name Correction

My compliments to Alan Neibauer

**Radio Shack TRS-80**  
**MODEL 4 UTILITIES**  
NEW FOR MODEL 4 OWNERS

Utilities to access Model 4 features while in Model III mode.

Increase Your Processing Speed (4 MHz)  
Test Memory (Up to 128K) Routine  
Clear Memory Routine  
Use Sound (Beep)

All Four Utilities on Diskette  
**\$18.99**

**SUPERSCRIPIT  
PRINTER DRIVERS**

With an ALPS printer driver (software), you can attach your printer to the SuperSCRIPIT word processor. Over 50 printers now supported. Call or write for latest Product Review Sheet. \$59

Mail / Phone Orders Accepted

**ALPS** 374  
23 Angus Road  
Warren, New Jersey 07060  
201-647-7230



*Professional*

**REAL ESTATE SOFTWARE**  
for IBM, APPLE, TRS-80 and CPM Computers

- **PROPERTY MANAGEMENT SYSTEM:** \$525  
Tenant Information Owners Report  
Late Rent Report Operating Statement  
Vacancy Report Prints Checks  
Expired Leases Rent Receipts  
Rent Statements Consolidated Reports  
Graphics EASY TO USE
- **PROPERTY LISTINGS COMPARABLES:** \$425  
— SCREEN BY —  
22 Items/Listing Max/Min Price  
Property Comparisons City/Memos/Codes  
Homes or Income Max Price/Income  
Max Price/Sq. Foot  
Min Cashflow
- **REAL ESTATE ANALYSIS MODULES:** \$50/Module  
Loan Sales/Purchase Loan Wrap Return  
Home Purchase Tax Deferred Exchange  
Income Prop Analysis APR Loan Analysis  
Property Sales Loan Amortization  
Depreciation/ACRS Construction Cost/Profit
- **WORD PROCESSOR — WORD STAR:** \$295

**ALPS** software  
really company

At Computer Stores Everywhere  
or Order CDD Direct  
Cal Residents add 6.75% Sales Tax  
(213) 372-9419

Suite #229 1926 S. Pacific Coast Hwy Redondo Beach CA 90277

From Computer Plus to YOU ...


# PLUS after PLUS after PLUS



Model 100 8K \$679  
Model 100 24K \$835



Color Computer II 16K \$185  
w/16K Ext. Basic \$245  
w/64K Ext. Basic \$305



Model IV 16K \$849  
Model IV 64K  
2 Disk & RS232 \$1699



CITOH Prowriter \$375  
CITOH Prowriter II \$649



CoCo Drive 0 \$329  
CoCo Drive 1 \$235



DWP210 \$629

**BUY DIRECT** Here are just a few of our fine offers ...  
call TOLL FREE for full information.

## COMPUTERS

Model 12 64K 1 Drive	\$2699
Model 12 64K 2 Drive	3375
Model IV 16K	849
Model IV 64K	
2 Disk & RS232	1699
Color Computer II 16K	185
w/16K ext. basic	245
w/64K ext. basic	305
Pocket Computer 2	165
Model 16B 1Dr 256K	4249
Model 16B 2Dr 256K	4915
Model 100 8K	679
Model 100 24K	835

## MODEMS

Lynx MII/MIII	235
Hayes Smartmodem II	235
Hayes Smartmodem 1200	565
Novation Smartcat 1200	459
Novation J-Cat	125
R.S. AC-3	129
R.S. Modem I	89

## R.S. Modem II

R.S. DC-1200	565
--------------	-----

## PRINTERS

Smith Corona TPI D.W.	469
Silver Reed EXP500 D.W.	430
Silver Reed EXP550 D.W.	665
Daisy Wheel II	1745
DWP210	629
DWP410	1159
CGP115	159
DMP100	315
DMP120	395
DMP200	520
DMP400	1010
DMP500	1219
DMP2100	1745
Gemini 10X	315
Gemini 15	425
CITOH Prowriter	375
CITOH Prowriter II	649
Okidata	CALL
Epson	CALL

## DISK DRIVES

R.S. Model IV Drive 0	515
Color Computer Drive 0	329
Color Computer Drive 1	235
Primary Hard Disk M12	2689
Primary Hard Disk MIII	1799

## ETC.

CCR-81 recorder	52
C.C. Joysticks (pair)	22
16K Ram Chips	25
64K Ram Chips	75
8K Par/Par Microfaser	135

Parallel printer cables are available for most computers.

## SOFTWARE

CoCo FHL Flex D.O.S.	69.95
R.S. Software 10% off list.	
Send for listing of brand name software.	

We have the lowest possible Fully Warranted Prices AND a full complement of Radio Shack Software.

Prices subject to change without notice. Not responsible for typographical errors. TRS-80 is a registered trademark of Tandy Corp.



TOLL FREE  
1-800-343-8124

# computer plus

P.O. Box 1094  
480 King Street  
Littleton, MA 01460  
617-486-3193

Write for your free catalog

SINCE 1973 —

## Bulletin Board Update

80 Micro frequently receives information about bulletin boards from all parts of the country. Starting this month, from time to time we will publish bulletin board notices that we receive.

### TRS-80 Bulletin Board

Clark Smith II  
Sioux City, IA  
712-274-1933

### Sangarnet Bulletin Board

Bary L. Davis  
Greenville, NC  
919-758-5261

### Johannesburg Bulletin Board

Johannesburg, South Africa  
International dialing code 0027  
011-834-5135

### Durban Bulletin Board

Durban, South Africa  
International dialing code 0027  
031-66356

### Cape Town Bulletin Board

Cape Town, South Africa  
International dialing code 0027  
021-457750

### TRS-80 Country

Reseda, CA  
213-996-1977  
Model 100 software available

on his informative article, "A History of Programming Languages" (July 1983, p. 228). I would like to make one minor correction, however. Dr. Hooper's name is Captain Hopper; she is a retired U.S. Navy officer.

*Ed Sargent*  
6431 W. 74 Ave.  
Arvada, CO 80003

## STAR-DOS Review

I would like to thank Scott Norman for his favorable review of STAR-DOS (April 1983, p. 54). However, Mr. Norman tends to make STAR-

DOS look like a poor cousin to a true operating system when it is in fact a true operating system.

STAR-DOS comes in two versions: one for systems with 16K or 32K RAM, and the other for systems with 64K RAM. Neither version prevents the use of alternative, high-level languages.

Also, STAR-DOS places no limitations on the Assembly-language user at all. Since the Color Computer is unique in running Basic programs without additional DOS, this placement also avoids any conflict with Basic.

*Peter A. Stark*  
STAR-Kits  
P.O. Box 209  
Mt. Kisco, NY 10549

## AIDS III Correction

In my AIDS III articles (March 1983, p. 136, and April 1983, p. 168), pressing the up-arrow key produces a left bracket instead of skipping back to the previous entry line. This is because the program checks whether the key is within a valid range of characters.

To eliminate this problem, make the following changes to the AIDS III, MAPS III, and CALCS III programs:

Boot up the AIDS III program and change line 170 to:

```
170 IF INSTR(CCS,K5)>0 THEN 200:
REM*** CHECK FOR CONTROL KEY
```

Then save the program back to disk.

To correct MAPS III, load the program and change line 930 to:

```
930 IF INSTR(CCS,K5)>0 THEN 1000:
REM*** CHECK FOR CONTROL KEY
```

Save the corrected program to disk.

Boot up the CALCS III program and change line 12 to:

```
12 GOSUB 8: IF INSTR(CCS,K5)>0 THEN
18: REM*** CHECK FOR CONTROL
KEY
```

Next save the program to disk.

• *Robert A. Fiorelli*  
Softrends Inc.  
26111 Brush Ave.  
Euclid, OH 44132

## Glossary

Below is a glossary of acronyms frequently used in 80 Micro.

ASCII	American Standard Code for Information Interchange. Character code that refers to the computer's internal recognition of letters, numbers, and symbols.
CP/M	Control Program/Monitor or Control Program for Microcomputers. A disk operating system produced by Digital Research.
CPU	Central Processing Unit. Computer module that retrieves, decodes, and executes instructions.
CRT	Cathode Ray Tube. The television tube used to display pictures or characters.
DIP	Dual In-line Package. A standard integrated circuit package with two rows of pins at 1/10-inch intervals.
DOS	Disk Operating System, such as DOSPLUS, NEWDOS80, TRSDOS, and LDOS.
EPROM	Erasable Programmable Read Only Memory. Usually refers to a PROM that can be reused several times. It's erased with ultraviolet light and then programmed with a special PROM programmer.
K	Kilobytes. 1K = 1024 bytes. Used in referring to computer storage capacity.
RAM	Random Access Memory. This is the primary storage area of a computer. The information in RAM is lost when power is disconnected.
ROM	Read Only Memory. This information cannot be changed and is not lost when the power is off.

EPSON

## FX, RX & MX



The **FX-80** features 160 cps, a correspondence font, 10, 12 & 17 cpi, italics, double-strike/width/emphasis, etc., dot graphics, friction/pin feed (the adjustable tractor is optional) & a 2K buffer. The 256 programmable characters use the 2K buffer space. The **FX-100** is the 136 column version & includes an adjustable tractor.

The **RX Series** replaces the MX, & offers 100 cps print speeds, but nothing more remarkable.

RX-80.....	<b>\$399.88</b>
MX-80 F/T.....	<b>\$469.88</b>
MX-100.....	<b>\$664.88</b>
FX-80.....	<b>\$564.88</b>
FX-80 Tractor.....	<b>\$39.88</b>
FX-100.....	<b>\$769.88</b>

C. ITOH

## Prowriter



C. Itoh's venerable **Prowriter** has speed (120 cps), a buffer (1.5K), 10, 12, & 16 cpi (plus a proportional font with correspondence quality) and dot graphics (160x144 dpi). The **Prowriter 2** is the 136 column version.

Prowriter.....	<b>\$399.88</b>
Prowriter 2.....	<b>\$719.88</b>

STAR MICRONICS

## Gemini 10X/15 Delta 10/15



The **Gemini 10X** features 120 cps, 10, 12, 17 cpi, italics, a correspondence font, dot graphics & a 1K buffer. Friction/tractor feed. Use plain spool ribbons. The **Gemini 15** is the 132 column version. The

## Smith-Corona Memory Correct III Messenger

Here's the printer you've been waiting for. The Smith-Corona **Memory Correct III Messenger** is ideal for the home or small office. It combines the features of an electric typewriter **and** a letter-quality printer. And it's designed to handle both jobs with ease.

Features 12 cps, 3 pitches (10, 12 & 15), variable line spacing, 10.5" writing line, backspacing & auto-correction. Comes complete with parallel/serial interface.



Memory Correct III Messenger .... **\$629.88**

TP-1/TP-2..... **SCALL**

**Delta 10** has all the features above plus parallel & serial interfaces, 160 cps print speed, an 8K buffer. The

<b>Delta 15</b> is the 136 column version.	
Gemini 10X.....	<b>\$309.88</b>
Gemini 15.....	<b>\$459.88</b>
Delta 10.....	<b>\$529.88</b>
Delta 15.....	<b>SCALL</b>

OKIDATA

## Microline Series



The **Microline 92** (80 col) & **93** (132 col) are ideal for word processing. They offer a 160 cps draft mode, a 40 cps correspondence mode, 10, 12 & 17 cpi (w/double-width), pin/friction feed (tractor is optional on the **92**) & dot-addressable graphics (120 x 1444). Centronics parallel interface is standard.

The **Microline 84** (132 col) is the Step 2 version, featuring 200 cps at 10, 12, & 17 cpi (w/double-width), all with a correspondence mode & dot addressable graphics. Parallel interface are standard issue.

The **Microline 82A** is a data cruncher, with 120 cps, 10 & 17 cpi, double-width, friction/pin feed on 80 columns. The **Microline 83A** is the 136 column version. Dot-addressable graphics are optional.

Microline 82A.....	<b>\$389.88</b>
82A/92 Tractor.....	<b>\$59.88</b>
Microline 83A.....	<b>\$599.88</b>
Okigraph I Dot Graphics ROM (82A/83A).....	<b>\$49.88</b>
Microline 92.....	<b>\$459.88</b>
Microline 93.....	<b>\$759.88</b>
Microline 84.....	<b>\$1024.88</b>



MANNESMANN TALLY

## MT-160 L



The **MT-160 L** (160 cps) has 8 fonts, parallel & serial interfaces, friction/tractor feed, & menu-driven installation from the control panel. The print quality is superior. The **MT-180 L** is the 136 column version.

A new, low cost draft printer, the <b>Sprite</b> (80 cps), is also available.	
MT-160 L.....	<b>\$679.88</b>
MT-180 L.....	<b>\$849.88</b>
MT-Sprite.....	<b>\$329.88</b>

We sell other dot matrix printers, including the **Anadex WP-8000**, **IDS's Prism 80**, **Prism 132 & MicroPrism**, & the **Inforunner Riteman**. Call **(603) 881-9855** for technical details. For prices, or to order, call **(800) 343-0726**.

## Letter-Quality Printers

C. ITOH

## Starwriter



The C. Itoh **Starwriter** offers top speed (40 cps) at a good price. **Starwriters** use Diablo code, wheels & ribbons, 1/48" line space, 1/120" horizontal spacing—ideal for proportional modes. (For high speed output, there's the **Printmaster**, at 55 cps. Same specs as above.)

Starwriter Parallel.....	<b>\$1219.88</b>
Printmaster Parallel.....	<b>\$1679.88</b>

SILVER REED

## EXP-550



The Silver Reed **EXP-550** is a 16 cps, 132 column letter-quality printer with *true* Diablo 1610/1620 emulation (sub/super scripts & underlining), making it compatible with most word processing software. It's ideal for medium duty office work. For light duty, there's the **EXP-500** at 12 cps (100 col).

EXP-550 (Parallel).....	<b>\$719.88</b>
EXP-500 (Parallel).....	<b>\$459.88</b>

We sell a variety of letter-quality printers, including the **Comrex ComRiter**, **Diablo 620 & 630**, the **NEC 2030**, **3530 & 7730**, the **Qume Sprint 11+**.

STANDARD MICROSYSTEMS

## Microterm

**Microterm** supports auto-dial/answer modems like the Hayes **Smartmodem**. Features pre-programmed dial & transmit, direct file transfer, 34K capture buffer and a certified 2400 baud operation rate. Specify Model I or Model III when ordering.

Microterm.....	<b>\$79.88</b>
----------------	----------------

## DC Hayes Smartmodems

(300 baud).....	<b>\$219.88</b>
(1200 baud).....	<b>\$539.88</b>

## Novation Modems

J-Cat (300 baud).....	<b>\$139.88</b>
SmartCat (300 baud).....	<b>\$199.88</b>
SmartCat (1200 baud).....	<b>\$499.88</b>

Information/Orders:  
**(603) 881-9855**

Orders Only: (800) 343-0726

## No Hidden Charges:

We pay UPS ground shipping on all our orders, and we *never* charge extra for credit cards. We accept CODs & add a \$10 fee per order. We have a \$50 minimum order. Personal checks are cleared in 3 weeks.

All our equipment is shipped factoryfresh, with full warranties. We're authorized for warranty work on a number of printers, & we also offer extended warranty plans for those printers.

Sorry, we cannot accept open POs or extend credit/terms at these prices. APO and foreign orders are not accepted.

We prepared this ad in September & prices do change, so call to verify them.

Our **Computer Showroom** is now open in Amherst, NH.




HIGH TECHNOLOGY AT AFFORDABLE PRICES

# THE BOTTOM LINE



MILFORD, NH 03055-0423 □ TELEPHONE (603) 881-9855



## Save Me from Work!

Has anyone developed an RTTY program for the Color Computer using the Baudot Code for input and output? A copy of this program would save me weeks of work.

*B. Kevin McCarthy*  
U.S. Coast Guard Loran Station  
St. Paul Island, AK 99660

## A Protective Case

I'm searching for a protective case for my Color Computer keyboard so that I can use it with hotel systems on trips. Does anyone know where I can find such a case?

*Stan Williams*  
Route 1, Box 94-70  
Manakin-Sabot, VA 23103

## Searching for answers

### Transferring Profile

Our organization has several large Profile files that we'd like to convert to Profile III Plus without having to

reenter all the data. We would appreciate any information on a Basic Model III program that would allow such a transfer.

*Richard J. Paul*  
Regional Emergency  
Communications Network  
1200 Meadowdale Drive  
Carpentersville, IL 60110

### New Features

I'd like to hear from anyone who has found a way to add a sort verb, a search verb, and exponentiation to RSCOBOL for the Model I with NEWDOS80.

*Jeff Carver*  
P.O. Box 1049  
APO, NY 09063

## GO BEYOND WORD PROCESSING

### With Crayon Deluxe & Scriptr

*Crayon Deluxe* is a complete Bit-Image word/graphics processor which creates stunning visual effects using custom text and graphics. Use it with the *Fontmaker* to create your own **SPECIALITY FONTS**, Logos, Mail Labels, Charts, Graphs, Letters, Cartoons & Basic Screens. It features underlining, wide printing, overlays, reverses, justification, centering, custom graphics, foreign languages, logic seeking, line drawing and fancy borders with over 100 commands all in Z-80 Machine Language for speed and ease of use. The *Editor* is the most sophisticated **FULL SCREEN EDITOR** ever written for the TRS-80.

**AVAILABLE NOW** for the following printers:

All **MX + FX** printers with *Graphtrax* - All **PROWRITER** and **8510A** and All **GEMINI 10 + 15**  
**COMPLETE 70** page manual, 2 disks - samples - **FONTMAKER** - **PRICE = \$80.00 Disk Mod 1,3,4** - with over 600 characters.  
300 character fonts are **\$15.00** - Fonts available are **DIGITAL — ELITE — HERITAGE** — Comes with Outline and Italics.

<i>Brush</i>	<i>Heritage</i>	<i>Digital</i>	<i>Outline</i>	<i>Borders</i>	<i>Shapes</i>
ABC Z	ABC abc ABC	abcde abcdef ABC	abc ab EF		

*Scriptr* - Turns *Scriptit* into a full word processing system by providing complete printer support for the following printers **MX 80 + FX 80 - LP-4 + 8 — DMP 200 + 400 — DW2 — PROWRITER — CIOTH 8510A — GEMINI — MICROLINE** — **FEATURES** on most versions include Emphasized, Double Strike, access all available typestyles, change character widths, sub and super script, pausing, dot linespacing changes, Editing, Macro's, DOS Reentry, Send any Code to printer, Supports (ALL *Graphtrax* Functions, — most **Mid-Line**), **DIAL-A-PRINT**, Form Letters, Print to video only for trial pagination and much much more. Available with versions for **Models 1,3,4 on DISK/CASSETTE for \$40.00** with teaching programs and a 66 page manual.

• • • **QUALITY — INNOVATION — SUPPORT — PRINT SAMPLES AVAILABLE ON REQUEST** • • •

Free Brochures

**PIONEER SOFTWARE**

Check (✓) 160

1746 N.W. 55th AVE. No. 204 Lauderhill, FL 33313

Phone: (305) 739-2071

Checks/Money Orders/COD's accepted

# INTRODUCING THE IMPROVED LNW 80 MODEL II ...AT AN UNBELIEVABLE PRICE!



This computer has it all! TRS-80™ Model I and CP/M® software compatibility with two operating systems; DOSPLUS 3.4 and CP/M 2.2. The LNW 80 MOD II can read and write the 5¼" disk formats of several CP/M computers including: OSBORNE, KAYPRO, XEROX 820, CP/M 86 as well as standard 8" IBM format. Standard features: 96K of RAM, parallel and serial ports, cassette and joystick ports, RGB and Composite Color interfaces, HI-RES graphics and much more! Six month warranty.

~~\$1995.~~

Now included, over \$2000 of software!  
Word processing, spread sheet, communications,  
graphics, and complete accounting software.

Call for unpublished  
low, low price!


## SYSTEM SPECIAL!

Complete LNW 80 Model II system includes:

- Enhanced LNW 80 MOD II ..... \$1995.
- New 12" HI-RES green phosphor monitor  
with tilting stand ..... \$259.
- SUPER™ data base management software,  
13 times faster than dBASE II™ ..... \$299.

save **\$554!** ~~\$2553.~~  
**\$1999.**

## PRINTER SPECIALS!



New TOSHIBA P1350 dual mode  
printer • 100 CPS letter quality and  
160 CPS draft quality ..... \$1595.00

### C.ITOH

- F10 40 CPS • bi-directional  
daisy wheel printer \$1195.00
- GORILLA BANANA .. \$209.95
- PROWRITER 8510 .. \$399.00

### EPSON

- MX 80 ft. .... \$469.00
- MX 100 ..... \$649.00
- FX 80 ..... \$569.00
- FX 100 ..... \$789.00

## MORE PRINTERS!

OKIDATA 82 .....	\$CALL	TALLY	
OKIDATA 83 .....	\$CALL	MT 160L .....	\$CALL
OKIDATA 84 .....	\$CALL	MT 180L .....	\$CALL
OKIDATA 92 .....	\$CALL	SILVER REED	
OKIDATA 93 .....	\$CALL	EXP 550 .....	\$699.00
OKIDATA 94 .....	\$CALL	EXP 500 .....	\$CALL

One year extended warranty available on  
everything we sell. Call for prices.

# MicroPrice

We're the helpful, friendly computer wholesalers that sell direct  
to users by mail only. No showrooms. No toll-free numbers.  
Just the best prices you'll find anywhere.

All prices quoted are cash discounted prices. We also honor  
Mastercard, Visa, American Express and Company purchase orders.

## ACCESSORY SPECIALS!

- LNW ½ doubler ..... \$159.00
- LNW ¾ doubler with  
DOSPLUS 3.5 ..... \$179.00
- LNW expansion II ..... \$329.00

### MONITORS

- 12" HI-RES green monitor with  
swivel stand ..... \$159.00
- BMC 12A ..... \$129.00
- BMC 12EN ..... \$169.00
- USI 12" green ..... \$169.00
- USI 12" amber ..... \$179.00
- AMDEX COLOR II ..... \$549.00

## MicroPrice

1100 EAST HECTOR STREET  
CONSHOHOCKEN, PA 19428  
215-664-5383

## What Is It?

In the Program Listings for J.B. Harrell's "A Pascal Primer" (July 1983, p. 94), you can easily mistake the lowercase l's for numeral 1's. If you encounter problems in determining whether you should enter a number or letter, contact our technical department. They will provide you with a clearly marked program listing.

For those of you contemplating submitting a Pascal article for publication, please do not use the letter l as a variable. Thanks.—Eds.

## Better Solutions

I found and fixed some bugs in Wayne Thume's "Better CoCo Graphics" program listing (June 1983, p. 164).

First, in line 1170, change the "P" to an "S". This is the line that checks to see if the key you pressed is the one to set a point, which is S. The new line should read:

```
1170 IF CBS="S" THEN CC=1:PSET
      (LL+JJ,MM+KK)
```

If you try to transfer a section on either the extreme left line or the ex-



## Flaws and fixes

treme top line, you'll get an Illegal Function Call error. This is because the computer tries to get and put points at coordinate -4. Removing the -4's from lines 260, 300, 310, and 380 fixes this bug without changing the transfer block.

Andy Dater  
2847 La Mirada  
Medford, OR 97501

## Try It My Way

The debug to the OV error in line 1160 of Lee Morgenstern's "Dual-Voice Music Synthesizer" (June 1983,

p. 22) is not recommended. Instead, rewrite line 1160 to read: 1160 READ Q: PRINT Q; POKE P,Q: P=P+1: NEXT and add line 1035 to read: 1035 POKE16553,255. Some Model I's won't read data statements properly after cassette I/O. Instead, they execute a Restore command before each Read statement. The above line revisions and additions take care of this problem.

Rob Rosenbrock  
1215 Echo Lane  
Bluffton, IN 46714

## Put an End to It All!

There's a problem with Program Listing 4 in Philip Martel's "La Plume de Ma Tante" article (July 1983, p. 78). The program doesn't end since line 430 does not allow entry of number values greater than 19 but line 380 requires a number value of 99 to end the program. To correct this problem, reenter line 420 as both 365 and 465, and then remove line 420 altogether.

Oscar Abraham  
955 East 12th St.  
Brooklyn, NY 11230

## Sketchpad Line!

A line is missing in Larry Colle's "Color Sketchpad" program listing (June 1983, p. 110). The missing line to be added is:

```
95 IFAS="P"THENPAINT(X+3,Y)
   ,C,C:F=C
```

—Eds.

## Misdeal

The following lines are missing from Program Listing 4 of Byron Lott's "Model II Casino" article (August 1983, p. 148).

```
NTCHR$(1)::RETURN
1240 PRINTCHR$(2)::L=683:GOSUB
1230:RX=R6:GOSUB1160:TS=MS
(R6):GOSUB1200:PRINTCHR$(1)::
RETURN
```

—Eds.

## TOP QUALITY TRS-80 SOFTWARE FOR BUSINESS & HOME USE

PROGRAM I.D.	Model III*	Models 2/12/16*
Mailing List (Alpha Sequence)	175.00	200.00
Mailing List (Zip Sequence)	225.00	250.00
Data Bank System	275.00	295.00
Loan Amortization	115.00	125.00
Inventory Control	225.00	275.00
Desk Calendar	49.95	49.95
Wall Calendar	49.95	49.95

\*Shipping Costs Included

For Additional Information send for User Documentation — \$15.00 per copy.



CDP




Route 3, Box 1  
Hamptonville, NC 27020  
919-468-2143  
8 am-5 pm Eastern

—65

## MEMOREX FLEXIBLE DISCS

WE WILL NOT BE UNDER-SOLD! Call Free (800)235-4137 for prices and information. Dealer inquiries invited and C.O.D.'s accepted.



PACIFIC EXCHANGES  
100 Foothill Blvd.  
San Luis Obispo, CA  
93401 In Cal. call  
(800)592-5935 or  
(805)543-1037

—207



**"THE RESULTS ARE IMPRESSIVE..."**

—Dennis Kitz, 80 Microcomputing; 12/82

## Langley-St. Clair's\* **Soft-View™** Replacement CRT's eliminates the strobe, flicker and fatigue from TRS-80's™

Now you can upgrade your monitor with the new medium persistence green or amber phosphor tube.

State-of-the-art systems such as IBM™ and Apple III™ do not use the less costly "P4" B&W display tube because it is actually intended for TV viewing and its rapid strobes (60 times per second) cause irritating eye fatigue.

No amount of "green plastic" will solve this problem. But the new **Soft-View** CRT display tube from Langley-St. Clair will.

- Available in slow decay Green or medium decay "European Amber" (the standard in Europe)
- Made with Lead/Strontium impregnated glass that stops X-ray emission.
- Of high-contrast face glass that also stops most U.V. radiation.
- Available in frosted glass with extra Anti-Glare benefits.
- Easily installed...comes with pre-mounted hardware.
- Warranted for one full year against manufacturing defects or tube failure.
- The finest quality double-dark glass phosphor fields to produce dramatic contrast.
- Ideal for Word Processing and Programming, yet fast enough for Games and Graphics.

### LSIS **Soft-View™** CRT'S

<input type="checkbox"/> #GN42 Green Phosphor	\$79.95
<input type="checkbox"/> #GN42G Green Phosphor w/Anti-Glare	\$89.95
<input type="checkbox"/> #OR34 Amber Phosphor	\$89.95
<input type="checkbox"/> #OR34G Amber Phosphor w/Anti-Glare	\$99.95

also available:

<input type="checkbox"/> #R22G Red Phosphor w/Anti-Glare	\$139.95
<input type="checkbox"/> #B22G Blue Phosphor w/Anti-Glare	\$139.95

Plus: \$7.00 for packing and UPS Shipping  
\$17.00 for Overseas, Parcel Post or UPS Blue Label  
Add Sales Tax where applicable.  
(Inquire about the CRT's we have available for many other computer models)

For MasterCard and Visa Orders only, call  
**800/221-7070** (in N.Y. call 212/989-6876)

Langley-St. Clair Instrumentation Systems, Inc.  
132 West 24th St., New York, N.Y. 10011



Actual unretouched photo.

\*World's largest supplier of upgraded replacement CRT's.

Soft-View, IBM, Apple and TRS-80 and trademarks of LSIS, IBM, Apple Computer and Tandy Corp.

Not long ago, a friend was modifying a complex Basic program he had written. He needed a new variable for his modification but couldn't remember which variable names he had already assigned and he didn't feel like wading through pages of program listings to find out what he had used. This month, I'll describe a solution to this problem.

Whether or not you want a utility that displays currently active variables, you should find the memory structures and ROM routines I'll discuss useful for many programming projects.

TRSDOS 1.3 has a weak CMD"X" function to search for variable names, but it doesn't differentiate between a variable and a literal string. However, with the use of low memory pointers, a knowledge of how Basic stores variables, and some help from ROM rou-



## Displaying active variables

times, you can easily create your own programmer's utility to display all current variables and arrays.

The lowest section of general-purpose RAM, from 4000 hexadecimal (hex) up, is reserved for use by Basic. This area contains the restart vectors, device control blocks, and a wide range of buffers, pointers, and temporary values. Though the Models I and III handle parts of this region of RAM differently, most of it is the same on the two machines. They also construct identical tables of variables during execution of Basic programs.

Figure 1 shows the general layout of memory. Except for ROM, the screen and keyboard, and the reserved low memory area, everything in the memory map is movable. Basic keeps track of it all with pointers; the values at the side of the map show these pointers' locations. The Basic interpreter is flexible enough to let each section of the map be any required size (until memory is full). It only needs to keep track of the various areas by adjusting its own pointers.

Of interest this month are the simple variable table (SVT) and array variable table (AVT). Both tables are built and filled during execution of a Basic program; both are obliterated (i.e., the pointers set to "no table length") during programming, editing, and with the Run and Clear commands.

Whenever your computer encounters a new simple variable in a program, it checks free space, moves the AVT up in memory to make room for the variable, adds the variable to the end of the SVT, and adjusts the pointers. When the computer encounters a new array variable, it checks free space, adds the array to the end of the AVT, and adjusts the pointers. In both cases, Basic must first scan all the variables already in the tables to decide if you're using an old or new variable.

Figure 2 shows the structure of each entry in the SVT. The first byte of each variable entry is a code that identifies the variable type and equals the length of that entry after the 3-byte header:

- 2 represents an integer variable (%)
- 3 represents a string variable (\$)
- 4 represents a single-precision variable (!)
- 8 represents a double-precision variable (#)

After the variable-type code, 2 bytes

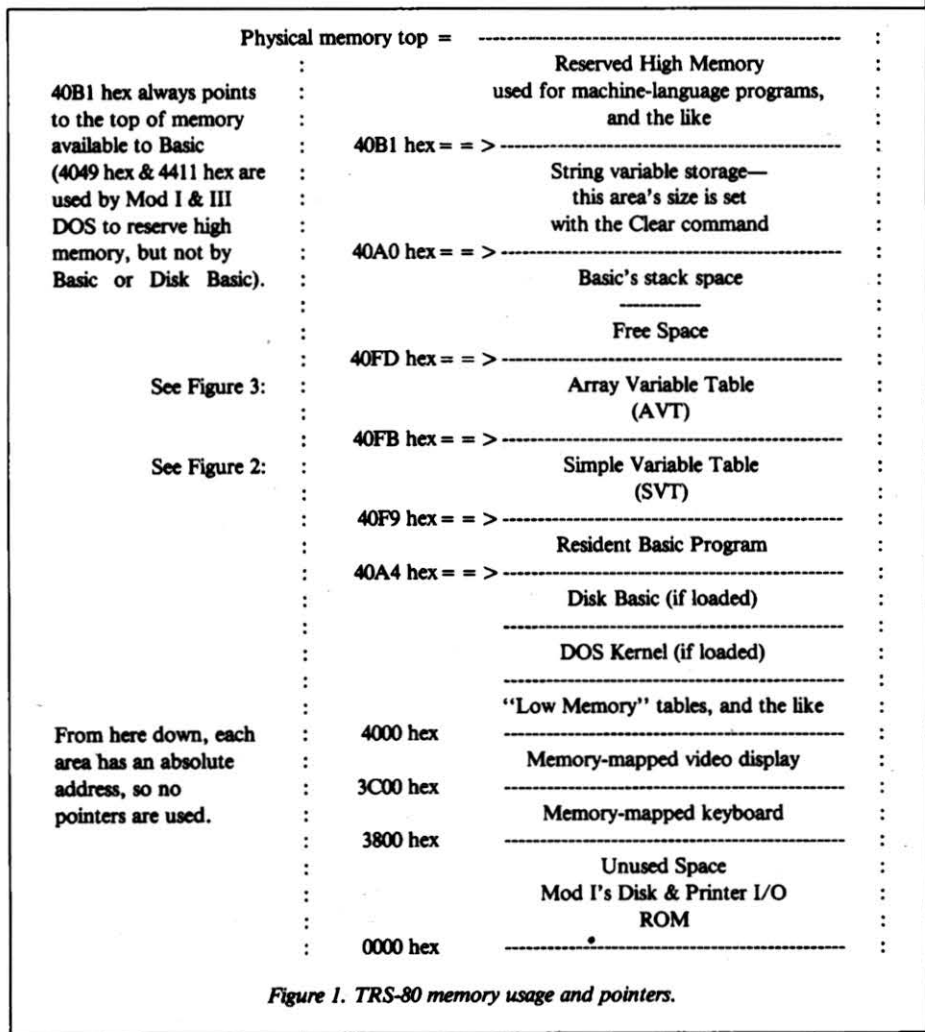


Figure 1. TRS-80 memory usage and pointers.

show the variable's name, but in reversed order. For example, CA% would be represented as "2 A C." The names of numeric variables are followed by their values. The names of string variables are followed by 3 bytes indicating the string length and its location in either the program (for a literal string) or high memory.

The structure of the AVT is somewhat different (see Fig. 3). The first 3 bytes of each entry are the same as in the SVT: type code and reversed variable name. Bytes 3 and 4 contain a 2-byte offset which, when added to the address of byte 5, points to the next array variable entry in the table. Byte 5 holds the number of dimensions in the array.

Following byte 5 are values showing the maximum size of each dimension index plus one; however, the first size indicator is for the dimension index at the extreme right and the last indicator is for the one at the extreme left. Finally, the actual values are stored. Basic must calculate the location of each array element from the above information be-

Program Statement	Memory Location	Hex Value	Comment
AB% = 1	6715 hex	02	Type Marker (40F9 hex points here)
		42	2nd letter of name (B)
	6719 hex	41	1st letter of name (A)
		01	Value
CS = "THE NEXT STEP"	671A hex	00	Value (expressed as integer)
		03	Type Marker
		00	No second letter in name
	671F hex	43	1st letter of name (C)
		0D	String length (13 characters)
		DB	Location of string in memory (66CF hex)
FLAG! = 1	6720 hex	04	Type Marker
		4C	2nd letter of name (L)
		46	1st letter of name (F)
		00	Value
	6726 hex	00	Value
		00	Value
		81	Value (expressed as single-precision value)

Figure 2. Examples of Basic's technique for storing simple variables.

# MICRO-DESIGN

If you don't know the number, you should.

## UPGRADE

TRS 80, Model 4 SYSTEM upgrade including THE EXCEPTIONAL MDX-6 DISK CONTROLLER, ONE 40 TRACK Disk Drive, Cables and HARDWARE.

**\$399<sup>95</sup>**

COMPLETE

## MDX-5

FOR THE Model 4 USER who already has floppy disk this is THE PHONE MODEM & SERIAL PORT for you!!

**\$159<sup>95</sup>**

Fully Assembled MDX-5 SYSTEM

**\$49<sup>95</sup>**

BARE BOARD & USERS MANUAL

VISA & MASTERCARD ACCEPTED

## MDX-2

Model I expansion system with PHONE MODEM, DISK CONTROLLER, EPROM, 32K MEMORY and MUCH MORE

**\$469<sup>95</sup>**

Fully Assembled SYSTEM WITH CASE

**\$74<sup>95</sup>**

BARE BOARD & USERS MANUAL

## MDX-6

MICRO-DESIGNS STAND ALONE FLOPPY DISK CONTROLLER BOARD for your Model 4.

**\$129<sup>95</sup>**

Fully Assembled MDX-6 SYSTEM

**\$49<sup>95</sup>**

BARE BOARD & USERS MANUAL

FOR FREE INFORMATION CALL (TOLL-FREE) OR WRITE

6301 MANCHACA Rd. SUITE B. AUSTIN Tx. 78745

**1-800-531-5002**

TEXAS RES. 1-512-441-7890

426

See our other ads on pages 192 & 69.

# What's After Basic?

If you ever wished that you had a better programming language, PASCAL 80 may be the language you dream about. It is a compiled language, faster, more accurate and easier to modify than Basic. Yet it is so easy to use that you can forget the hassles and diskette spinning of other compiled languages, including other versions of Pascal.

Now you can create your own command files that execute from DOS without having to load a language into the computer first, but do it with far less work than machine language. You can sell your compiled programs without any royalty payments!

Although designed for teaching and ideal for that purpose, PASCAL 80 also allows serious applications with a full fourteen digits of accuracy, even on log and trig functions!

PASCAL 80 allows you to create files on the TRS-80® Model I, Model III, LNW-80, PMC-80, or LOBO MAX-80 that will run on any of the other machines under TRS-DOS®, LDOS, NewDOS, NewDOS 80, DBL-DOS or DOS Plus.



PASCAL 80 is used in dozens of High Schools, Colleges, and Technical Schools, and has been favorably reviewed in Byte, Creative Computing, and other magazines.

You get all of this at a bargain price of only \$99 plus \$2 shipping. If you call and order by MasterCard or VISA, we will even credit you \$1 for the phone call. Call or send your check today!

## NEW CLASSICS SOFTWARE

239 Fox Hill Road  
Denville, NJ 07834  
(201) 625-8838

TRS-80® and TRS-DOS are trademarks of Radio Shack. LNW-80 of LNW Research, PMC-80 of Personal Micro Computers, LOBO, LDOS, and MAX-80 of Lobo Systems, DOS-Plus of Micro Systems Software, NewDOS and NewDOS 80 of Apparat, and DBL-DOS of Percom. PASCAL 80 is a trademark of New Classics Software.

NEW!! POINTER VARIABLES!

## THE NEXT STEP

Program Statement	Memory Location	Hex Value	Comment
DIM XY%(1,2,3)	6727 hex	02	Type Marker (40FB hex points here)
		59	2nd letter of name (Y)
		58	1st letter of name (X)
	672C hex	37	Offset to next array
		00	(672C hex + 0037 hex = 6763 hex)
		03	Number of dimensions
		04	Maximum value of right-most index + 1
		03	Maximum value of middle index + 1
		00	Maximum value for left-most index + 1
		02	Maximum value for left-most index + 1
		00	Space for values
		00	(2*3*4*2 = 48 spaces)
		00	
00			
DIM Z\$(5)	6763 hex	03	Type Marker
		00	No second letter in name
		5A	1st letter of name (Z)
	6768 hex	15	Offset to next array
		00	(6786 hex + 0015 hex = 677D hex)
		01	Number of dimensions
		06	Maximum value for index + 1
		00	Space for values
		00	(6*3 = 18 spaces)
		00	
677D hex		Beginning of free space (40FD hex points here)	

Figure 3. Examples of Basic's technique for storing array variables.

cause no other marker bytes are in the array.

The three important pointers for handling variables are stored at successive locations:

- 40F9 hex points to the SVT
- 40FB hex points to the AVT
- 40FD hex points to the beginning of free space

Because space is never wasted in either the SVT or AVT, the pointer at 40FB hex also indicates the end of the SVT, and the one at 40FD hex indicates the end of the AVT.

Armed with the structure of the SVT and AVT, as well as their related pointers, you should have little trouble following this month's program (see Program Listing). Any time you press the shift, down-arrow, and V keys simultaneously, the program displays all active simple variables and all active arrays. The array display includes the

maximum index values for each dimension.

The first block of the program, lines 590-670, is similar to the SETUP routine in my August column (p. 30). It hooks the program into the keyboard driver (unless it is already there) and protects the program in memory. Then control returns to either DOS or Basic.

The second block, Test, interrupts every call to the keyboard driver to see if you pressed the appropriate keys. If not, control passes to the regular keyboard driver. If you press the shift, down-arrow, and V keys, the variable display program takes control. These first two sections should look familiar to regular readers.

Actual processing begins in line 870 with a call to the subroutine PUSHAL, which saves all current registers, except AF, to the stack. Then the program saves the screen and the current cursor position. By the end of this block of



# Memorable.

## With 3M diskettes, your computer never forgets.

3M diskettes remember everything, every time. Because at 3M, reliability is built into every diskette. We've been in the computer media business for over 30 years. And we've never settled in. We're constantly improving and perfecting our product line, from computer tape and data cartridges to floppy disks.

3M diskettes are made at 3M. That way, we have complete control over the entire manufacturing process. And you can have complete confidence in the reliability of every 3M diskette you buy.

Look in the Yellow Pages under Computer Supplies and Parts for the 3M distributor nearest you. In Canada, write 3M Canada, Inc., London, Ontario. If it's worth remembering, it's worth 3M diskettes.



3M hears you...

# 3M

# THE NEXT STEP

code, the program saves everything needed to return to a running program either in buffers or on the stack. Finally, the program calls the ROM routine at 01C9 hex to clear the screen, and the cursor is moved toward the bottom of the screen.

The fourth program block, starting on line 1010, establishes three pointers: IX points to the simple-variable table, HL points to the present screen location, and IY indexes a table of variable-type indicators. The program maintains these three pointers throughout the simple-variable section of the program.

The main loop of the simple-variable display starts with VAR10 is line 1040. First, the program compares the AVT pointer with the present value of IX to determine if all simple variables are displayed. The RST 18 hex instruction calls a ROM routine that performs a 16-bit compare of HL and DE and sets the status flags accordingly. If DE is larger than HL, the carry flag is set to indicate that more simple variables have to be displayed; otherwise, control passes to the array-variables display.

In line 1120, the program loads the B register with the variable's type code. Then the A register picks up the variable name and displays it on the screen at the present HL position. If the variable has a single-letter name, the place for the second letter in the SVT will contain a zero which the program won't display. After the name, the program needs to display the variable's type symbol: %, \$, !, or #. It finds the symbol by using the IY pointer plus an offset based on the present value in B. The Z80 chip doesn't support this kind of indirect indexing, but the indexing is a powerful tool in many programs.

After the computer displays the variable and its type symbol, it updates the IX and HL registers and checks HL. If it finds the current line full, it adjusts HL to point to the next line. If the screen is full, the program waits for you to press the enter key before it continues. Otherwise, the loop repeats and the program displays the next simple variable.

The array-variables display works a little differently. IX is still used as a pointer to the array table (now the AVT), but instead of using HL to point to the screen, the program uses the regular ROM display routine at 033A hex. The advantages are that ROM determines print positions and you can use

## Program Listing. Current variables display.

```

00100 ;*****
00110 ;*
00120 ;*   Current Variable Display   *
00130 ;*
00140 ;*   On <Shift> <Down-arrow> <V> *
00150 ;*   shows two screens (or more)*
00160 ;*   1st -- all defined, simple *
00170 ;*   variables                   *
00180 ;*   2nd -- all defined array   *
00190 ;*   variables                   *
00200 ;*
00210 ;*****
00220 ;
00230 ;
00240 ;Listing of routines and addresses:
00250 ;
033A 00260 PRINT1 EQU 033AH ;PRINT 1 CHAR.
2B75 00270 PRINT EQU 2B75H ;PRINT STRING
01C9 00280 CLS EQU 01C9H ;CLEAR SCREEN
0A9A 00290 HLACUM EQU 0A9AH ;HL==> RAM ACCUMULATOR
0ACC 00300 ACINSN EQU 0ACCH ;ACCUM. VALUE INT=>SINGLE
0FBD 00310 ACUSTR EQU 0FBDH ;ACCUM => ASCII STRING
;
4016 00330 KBDVR EQU 4016H ;KB DRIVER ADDRESS
4020 00340 CURSAD EQU 4020H ;CURSOR POSITION ADDRESS
;
3804 00360 ROW3 EQU 3804H ;P-W KEYBOARD ROW
3840 00370 ROW7 EQU 3840H ;ENTER & ARROWS KB ROW
3880 00380 ROW8 EQU 3880H ;SHIFT KEYBOARD ROW
;
3C00 00400 VIDEO EQU 3C00H ;TOP OF SCREEN
3FB8 00410 ENDDSP EQU 3FB8H ;LAST LINE FOR DISPLAY
3FC8 00420 PRTPOS EQU 3FC8H ;ADDR. FOR PROMPT DISPLAY
;
4411 00440 MEMTOP EQU 4411H ;MEMTOP FOR MOD.III DISK
; use 4049H for MODI Disk, 40B1H for tape systems
;
40F9 00470 SVT EQU 40F9H ;BEG. OF VARIABLE LIST
40FB 00480 AVT EQU 40FBH ;BEG. OF ARRAY LIST
40FD 00490 FREE EQU 40FDH ;BEG. OF FREE SPACE
;
00500 ;
00510 ;
00520 ; First, patch routine into keyboard
00530 ; driver, being careful to save current
00540 ; driver address, and reset MEMTOP.
00550 ;
BA52 00560 ORG 0BA52H ;CHANGE ORG TO RELOCATE
; this address for top of 32K RAM
;
BA52 2A1640 00590 SETUP LD HL,(KBDVR) ;GET CURRENT DRIVER ADDR.
BA55 116ABA 00600 LD DE,TEST ;GET ROUTINE ADDR.
BA58 DF 00610 RST 18H ;COMPARE DE & HL
BA59 280C 00620 JR Z,SET10 ;GO IF ALREADY SET
BA5B 227DBA 00630 LD (RETURN+1),HL ;SET RETURN ADDR.
BA5E ED531640 00640 LD (KBDVR),DE ;SET 'TEST' AS KB DRIVER
BA62 1B 00650 DEC DE ;DE=TEST-1
BA63 ED531144 00660 LD (MEMTOP),DE ;SET MEMTOP
BA67 C32D40 00670 SET10 JP 402DH ;RETURN TO DOS
;
00680 ;
00690 ; Line 670 should be JP 1A19H for tape systems
00700 ;
00710 ; Now test for <SHIFT> <DOWN-ARROW> <V>
00720 ;
BA6A 3A4038 00730 TEST LD A,(ROW7) ;GET DWN-ARW ROW
BA6D E610 00740 AND 10H ;IS IT DWN-ARW?
BA6F 280B 00750 JR Z,RETURN ;GO IF NOT
BA71 3A0038 00760 LD A,(ROW8) ;GET SHIFT ROW
BA74 B7 00770 OR A ;SET FLAGS
BA75 2805 00780 JR Z,RETURN ;GO IF NO SHIFT KEY
BA77 3A0438 00790 LD A,(ROW3) ;GET P-W ROW
BA7A E640 00800 AND 40H ;CHECK FOR V
BA7C CA0000 00810 RETURN JP Z,0000H ;SETUP PUTS VALUE HERE
;
00820 ;
00830 ; <shift> <down-arrow> <V> have been pressed.
00840 ; Save all registers.
00850 ; Save screen & then clear it.
00860 ;
BA7F CD92BB 00870 CALL PUSHAL ;SAVE ALL REGISTERS
BA82 11FE8B 00880 LD DE,SCRBUF ;DE==> SCREEN BUFFER
BA85 21003C 00890 LD HL,VIDEO ;HL==> SCREEN
BA88 010004 00900 LD BC,400H ;BC = SCREEN LENGTH
BA8B ED80 00910 LDIR ;MOVE SCREEN
BA8D 2A2040 00920 LD HL,(CURSAD) ;GET CURRENT CURSOR ADDR.
BA90 22FEBF 00930 LD (CRSBUF),HL ;AND SAVE IT ALSO
BA93 CDC901 00940 CALL CLS ;CLEAR THE SCREEN
BA96 21C83F 00950 LD HL,PRTPOS ;GET PRINT POSITION
BA99 222040 00960 LD (CURSAD),HL ;MOVE CURSOR AWAY
;
00970 ;
00980 ; Now get list of simple (not array) variables and print
00990 ; each on the screen.
01000 ;
BA9C DD2AF940 01010 LD IX,(SVT) ;IX==>VARIABLE LIST
BAA0 21003C 01020 LD HL,VIDEO ;HL==> SCREEN
BAA3 FD21F7BB 01030 LD IY,TYPES ;IY==> VAR. TYPE TABLE
BAA7 E5 01040 VAR10 PUSH HL ;SAVE SCREEN PTR.
BAA8 DBE5 01050 PUSH IX ;MOVE VAR. LIST PTR
BAAA E1 01060 POP HL ; TO HL
BAAB ED5FBF40 01070 LD DE,(AVT) ;GET END OF VAR. TABLE
BAAF DF 01080 RST 18H ;CP HL:DE
BAB0 E1 01090 POP HL ;RECOVER SCREEN PTR.

```

Listing continued

# THE NEXT STEP

Listing continued

```

BAB1 303E      01100      JR      NC,ARRAY      ;GO IF NO MORE VARIABLES
                01110      ;
BAB3 DD4600    01120      LD      B,(IX)        ;GET VARIABLE TYPE
BAB6 DD7E02    01130      LD      A,(IX+2)      ;1ST LETTER OF VAR. NAME
BAB9 77        01140      LD      (HL),A        ;PRINT IT
BABA 23        01150      INC     HL            ;BUMP POINTER
BABB DD7E01    01160      LD      A,(IX+1)      ;2ND LETTER OF VAR. NAME
BABE B7        01170      OR      A            ;SET FLAGS
BABF 2802      01180      JR      Z,VAR20       ;GO IF ZERO
BAC1 77        01190      LD      (HL),A        ;ELSE PRINT IT
BAC2 23        01200      INC     HL            ;AND BUMP POINTER
BAC3 78        01210      LD      A,B          ;GET VARIABLE TYPE
BAC4 3D        01220      DEC     A            ;DECREASE BY TWO TO
BAC5 3D        01230      DEC     A            ; ALIGN WITH TABLE
BAC6 32CBBA    01240      LD      (IYPTR+2),A   ;USE FOR OFFSET
BAC9 FD7E00    01250      IYPTR LD      A,(IY+0)    ;GET TYPE SYMBOL
BACC 77        01260      LD      (HL),A        ;PUT ON SCREEN
BACD 23        01270      INC     HL            ;BUMP POINTER
BACE 23        01280      INC     HL            ;AND AGAIN FOR SPACE
                01290      ;
BACF DD23      01300      INC     IX            ;GET PAST HEADER
BAD1 DD23      01310      INC     IX            ; WITH THREE
BAD3 DD23      01320      INC     IX            ; INCREMENTS
BAD5 DD23      01330      INC     IX            ;MOVE PAST VAR. INFO
BAD7 10FC      01340      DJNZ   VAR30         ; DEPENDING ON VAR. TYPE
                01350      ;
                01360      ;IX==> NEXT VARIABLE
                ;Check screen
BAD9 11BB3F    01370      LD      DE,ENDDSP     ;LAST PRINT POS.
BADC DF        01380      RST     10H          ;CP HL:DE
BADD D4A4BB    01390      CALL   NC,ENDSCR     ;GO IF SCREEN FULL
BAE0 7D        01400      LD      A,L          ;GET LSB OF SCREEN PTR.
BAE1 E63F     01410      AND    3FH          ;MASK BITS 6 & 7
BAE3 FE3C     01420      CP      3CH          ;END OF LINE?
BAE5 38C0     01430      JR      C,VAR10      ;RETURN IF NOT
BAE7 114000    01440      LD      DE,40H        ;LINE OFFSET
BAEA 19        01450      ADD    HL,DE         ;HL==> NEXT LINE
BAEB 7D        01460      LD      A,L          ;GET LSB
BAEC E6C0     01470      AND    0C0H         ;MASK OUT BITS 0-5
BAEE 6F        01480      LD      L,A          ;HL==> START OF NEXT LINE
BAEF 18B6     01490      JR      VAR10        ;GET ANOTHER VARIABLE
                01500      ;
                01510      ;Now show arrays
                01520      ;
BAF1 CDA4BB    01530      ARRAY CALL   ENDSCR     ;NEW SCREEN FOR ARRAYS
BAF4 DD2AFB40  01540      LD      IX,(AVT)      ;IX==>ARRAY TABLE
BAF8 DDE5      01550      ARR10 PUSH   IX          ;TRANSFER PTR TO
BAFA E1        01560      POP    HL            ; TO HL
BAFB ED5BFD40  01570      LD      DE,(FREE)    ;DE==>END OF ARRAYS
BAFF DF        01580      RST     10H          ;CP HL:DE
BB00 3075      01590      JR      NC,DONE      ;GO IF END OF TABLE
                01600      ;
BB02 DD4600    01610      LD      B,(IX+0)      ;GET VARIABLE TYPE
BB05 DD7E02    01620      LD      A,(IX+2)      ;1ST LETTER OF VAR. NAME
BB08 CD3A03    01630      CALL   PRINT1        ;PRINT A
BB0B DD7E01    01640      LD      A,(IX+1)      ;2ND LETTER OF VAR. NAME
BB0E B7        01650      OR      A            ;SET FLAGS
BB0F 2803      01660      JR      Z,ARR20       ;GO IF 0
BB11 CD3A03    01670      CALL   PRINT1        ;ELSE PRINT IT
BB14 78        01680      LD      A,B          ;GET VAR. TYPE VALUE
BB15 3D        01690      DEC     A            ;SUBTRACT TWO TO
BB16 3D        01700      DEC     A            ; ALIGN WITH TABLE
BB17 321CBB    01710      LD      (IYPTR2+2),A ;ADDRESS TABLE
BB1A FD7E00    01720      IYPTR2 LD      A,(IY+0)    ;GET TYPE SYMBOL
BB1D CD3A03    01730      CALL   PRINT1        ;AND PRINT IT
BB20 3E28      01740      LD      A,'('        ;PAREN. CHAR.
BB22 CD3A03    01750      CALL   PRINT1        ;AND PRINT IT
                01760      ;
BB25 DD4E05    01770      LD      C,(IX+5)      ;GET # OF DIMENSIONS
BB28 DD5E03    01780      LD      E,(IX+3)      ;DE WILL HAVE OFFSET
BB2B DD5E04    01790      LD      D,(IX+4)      ; TO NEXT ARRAY
BB2E DDE5      01800      PUSH   IX            ;TRANSFER IX VALUE TO
BB30 E1        01810      POP    HL            ; HL REGISTER
BB31 19        01820      ADD    HL,DE         ;ADD OFFSET
BB32 110500    01830      LD      DE,5          ;OFFSET FOR HEADER
BB35 19        01840      ADD    HL,DE         ;HL==> NEXT ARRAY
BB36 E5        01850      PUSH   HL            ;SAVE ADDRESS
                01860      ;
BB37 0606     01870      LD      B,6          ;BUMP IX 6 TIMES
BB39 DD23      01880      ARR30 INC     IX            ; SO IX==> SIZE OF
BB3B 10FC      01890      DJNZ   ARR30         ; 1ST DIMENSION
                01900      ;
BB3D 41        01910      LD      B,C          ;GET # OF DIM.
BB3E CB20     01920      SLA    B            ;MULTIPLY BY TWO
BB40 DD23      01930      ARR40 INC     IX            ;BUMP POINTER
BB42 10FC      01940      DJNZ   ARR40         ;UNTIL PAST DIM SIZES
                01950      ;
BB44 41        01960      LD      B,C          ;GET # OF DIM. AGAIN
BB45 DD2B     01970      ARR50 DEC     IX            ;DROP IX UNTIL IT
BB47 DD2B     01980      DEC     IX            ; POINTS TO NEXT DIM.
BB49 DD6E00    01990      LD      L,(IX+0)      ;GET LSB OF DIM SIZE
BB4C DD6601    02000      LD      H,(IX+1)      ; AND MSB
BB4F 2B        02010      DEC     HL            ;CORRECT FOR 0 ELEMENT
BB50 CDCEBB    02020      CALL   ASCPRT        ;PRINT AS ASCII
                02030      ;
BB53 3E2C     02040      LD      A,', '        ;GET COMMA CHAR.
BB55 CD3A03    02050      CALL   PRINT1        ;AND PRINT IT
BB58 10EB     02060      DJNZ   ARR50         ;REPEAT FOR ALL DIM.S
                02070      ;
BB5A 212040    02080      LD      HL,CURSAD    ;HL==>CURSOR POS'N
BB5D 35        02090      DEC     (HL)         ;MOVE BACK OVER LAST ", "
BB5E 3E29     02100      LD      A,')'        ;GET CLOSE PAREN.
BB60 CD3A03    02110      CALL   PRINT1        ;AND PRINT IT

```

Listing continued

Radio Shack  
Color Computer  
TDP System 100



# ROAR!

Do tricks with your computer without breaking your wallet's spirit! A subscription to **Chromasette** gets you a tape or disk full of quality programs delivered by First Class Mail every month! Write for more information or, better yet, try a Back Issue. At \$6.00 for 6 to 8 programs on tape (\$11.00 on disk), you'll see just how good and inexpensive **Chromasette** software is.

The Bottom Line:	Tape	Disk
1 year (12 issues)	\$50.00	\$95.00
6 months (6 issues)	\$30.00	\$55.00
Single Issues	\$ 6.00	\$11.00

Calif. residents add 6% to single issues. First Class postage to N. Amer. included. Overseas add \$10 to subscriptions and \$1 to single issues. Sent AQ rate. All back issues from July 1981 available—ask for list. Programs are for the Extended BASIC model and occasionally for disks.



**Chromasette**  
P.O. Box 1087 Santa Barbara, CA 93102  
(805) 963-1066

# Langley-St. Clair Gets Mail

*From unsolicited letters of testimonial*

I have just received one of your SOFT-VIEW CRT's and I wanted to write you to tell you that I am impressed. I ordered the CRT by phone on Wednesday afternoon, and I received it this morning (Friday) by UPS. When the UPS truck pulled up, I commented that it would be weird if that was the CRT, figuring that it would show up in about a week. That was the fastest shipment from a telephone order I've ever got!

I should also mention that I was pleased to find that the people I talked to on the phone were very nice and friendly, a quality lacking in many companies I have dealt with by phone....

I have installed RAM chips and two disk drives on my Model III and many times in doing so I could have used directions as good and adequate as I got with the CRT. I congratulate the writer of the instructions for doing a very good job. The directions were intelligent, well-written and described the operation very well without becoming dull or technical....

....By the way, this is the first letter I've written to a supplier of computer hardware that was in praise. I have told a few off by mail, but this is the first time I have been this pleased with a company supplying hardware for my computer. I only hope that your attitude is contagious.

*Sincerely,  
W.B.  
Albemarle, NC*

LSIS's NEW SOFT-VIEW  
REPLACEMENT CRT



FOR THE  
FULL STORY  
SEE PAGE 25

**Langley-St. Clair**

Instrumentation  
Systems, Inc.

132 West 24th St. NY, NY 10011  
1-800-221-7070

## THE NEXT STEP

*Listing continued*

```

BB63 3E20      02120      LD      A, ' '      ;NOW AN ASCII SPACE
BB65 CD3A03    02130      CALL     PRINT1     ;AND PRINT IT
BB68 2A2040    02140      LD      HL,(CURSAD) ;GET CURSOR POS'N
BB6B 11BB3F    02150      LD      DE,ENDDSP   ;END OF PRINT AREA
BB6E DF        02160      RST     18H        ;CP HL:DE
BB6F D4A4BB    02170      CALL     NC,ENDSCR  ;GO IF SCREEN FULL
                    02180 ;
BB72 DDE1      02190      POP     IX          ;IX=> NEXT ARRAY
BB74 C3F8BA    02200      JP      ARR10       ;GO TO WORK ON IT
                    02210 ;
BB77 CDA4BB    02220      CALL     DONE,ENDSCR ;ASK FOR ENTER
BB7A 21FE8B    02230      LD      HL,SCRBUF   ;HL=>SCREEN BUFFER
BB7D 11003C    02240      LD      DE,VIDEO    ;DE=>SCREEN
BB80 010004    02250      LD      BC,400H     ;BC = SCREEN LENGTH
BB83 EDB0      02260      LDIR                     ;MOVE TO SCREEN
BB85 2AFEBF    02270      LD      HL,(CRSBUF) ;GET OLD CURS. POS'N
BB88 222040    02280      LD      HL,(CURSAD),HL ;AND RESTORE IT
BB8B CD9BBB    02290      CALL     POPAL       ;RESTORE REGISTERS
BB8E AF        02300      XOR     A           ;A & Z-FLAG SHOW 0
BB8F C37CBA    02310      JP      RETURN      ;RETURN TO BASIC
                    02320 ;
BB92 E3        02330      PUSHAL  EX          ;(SP),HL
BB93 C5        02340      PUSH   BC           ;HL ON STACK; SAVE RET
BB94 D5        02350      PUSH   DE           ;SAVE ALL REGS
BB95 DDE5      02360      PUSH   IX
BB97 FDE5      02370      PUSH   IY
BB99 E5        02380      PUSH   HL           ;ORIG. RET ADDR. TO STACK
BB9A C9        02390      RET
                    02400 ;
BB9B E1        02410      POPAL  POP         HL           ;GET RET. ADDR.
BB9C FDE1      02420      POP    IY           ;RESTORE ALL REGS.
BB9E DDE1      02430      POP    IX
BBA0 D1        02440      POP    DE
BBA1 C1        02450      POP    BC
BBA2 E3        02460      EX     (SP),HL     ;GET ORIG. HL
BBA3 C9        02470      RET
                    02480 ;
                    02490 ;
BBA4 CD92BB    02500      ENDSCLR CALL  PUSHAL       ;SAVE REGS.
BBA7 21C83F    02510      LD      HL,PRTPOS   ;HL=PRINT POS'N
BBA8 222040    02520      LD      HL,(CURSAD),HL ;MAKE CURSOR POS'N
BBA9 21E4BE    02530      LD      HL,MSG       ;HL=> MESSAGE
BBB0 CD752B    02540      CALL     PRINT       ;PRINT MESSAGE
BBB3 CDC0BB    02550      CALL     GETENT      ;GET ENTER KEY
BBB6 CDC901    02560      CALL     CLS         ;RESTORE ROUTINE
BBB9 CD9BBB    02570      CALL     POPAL       ;RESTORE REGS.
BBBC 21003C    02580      LD      HL,VIDEO    ;HL=> TOP OF SCREEN
BBBF C9        02590      RET
                    02600 ;
BBC0 3A4038    02610      GETENT LD      A,(ROW7) ;GET ENTER ROW
BBC3 E601      02620      AND     01H         ;CHECK FOR <ENTER>
BBC5 28F9      02630      JR      Z,GETENT    ;LOOP UNTIL FOUND
BBC7 3AFF3B    02640      GET10 LD      A,(3BFFH) ;CHECK FOR NO KEYS
BBCA B7        02650      OR     A            ;SET FLAGS
BBCB 20FA      02660      JR      NZ,GET10    ;LOOP UNTIL NO KEY
BBCD C9        02670      RET
                    02680 ;
                    02690 ;
BBCE          02700      ASCPRT EQU     $       ;PRINT HL VAL ON SCREEN
BBCE EB        02710      EX     DE,HL       ;SAVE HL REG.
BBCF CD92BB    02720      CALL     PUSHAL     ;SAVE REGS.
BBD2 EB        02730      EX     DE,HL       ;RECOVER ORIG HL VALUE
BBD3 CD9A0A    02740      CALL     HLACUM     ;HL=> ACCUMULATOR
BBD6 CDC00A    02750      CALL     ACINSN     ;ACCUM INT=> SINGLE PREC.
BBD9 CDBD0F    02760      CALL     ACUSTR     ;MAKE ACCUM INTO STRING
BBDC 23        02770      INC    HL          ;SKIP LEADING SPACE
BBDD CD752B    02780      CALL     PRINT      ;PRINT VALUE
BBE0 CD9BBB    02790      CALL     POPAL      ;RESTORE REGS.
BBE3 C9        02800      RET
                    02810 ;
                    02820 ;
                    02830 ; Now table, message, & buffers
                    02840 ;
BBE4 50        02850      MSG     DEFBM 'Press <ENTER> ....'
72 65 73 73 20 3C 45 4E
54 45 52 3E 20 2E 2E 2E
2E
BBF6 00        02860      DEFB   00H         ;END OF MSG MARKER
                    02870 ;
BBF7 25        02880      TYPES  DEFB   '% '   ;LIST OF VARIABLE TYPE
BBF8 24        02890      DEFB   '$ '       ; MARKERS
BBF9 21        02900      DEFB   '! '
BBFA 0000     02910      DEFB   00H       ;PAD WITH 3 SPACES
BBFC 00       02920      DEFB   00H
BBFD 23       02930      DEFB   '0 '
                    02940 ;
0400          02950      SCRBUF DEFS   400H   ;BUFFER FOR SCREEN
                    02960 ;
0002          02970      CRSBUF DEFS   2H     ;BUFFER FOR CURSOR POSN
                    02980 ;
BA52          02990      END     SETUP     ;END OF PROGRAM
00000 TOTAL ERRORS

```

ROM print routines; the disadvantage is that the information for some variables might be broken between two different screen lines.

The first part of the array sequence is similar to the logic in the simple-variable routine: The name and type of variables are displayed. But starting



with line 1770, the program includes some new logic to display the maximum value of each element of the array.

The C register holds the number of dimensions (1-255). Then the offset value plus five is added to the current value in IX to determine the starting address of the next array in the table. The program stores this new address on the stack.

By adjusting the IX register, the computer loads each dimension size into the HL register and prints it on the screen, followed by a comma. Because the program stores the dimension indicators in reverse order, the routine has to go through some contortions to keep the IX register correctly aligned. Finally, the program checks the current print position on the screen and then the routine loops back to display another array variable.

The last program section, Done, restores the original screen and the original cursor position. All original registers are popped off the stack and control returns to the regular keyboard scan routine and Basic. The Basic program continues functioning as if it were never interrupted.

The program's subroutines show some interesting programming techniques. PUSHAL and POPAL push or pop all registers at once. They cut down the length of the overall program.

The problem with using subroutines to push all registers is that you can bury the normal return address in the stack beneath the register values and the program won't know where to go after the return instruction. PUSHAL avoids this problem by first exchanging the return address for the value in HL, then saving all other registers, and finally putting the return address back on the stack.

The trade-off is that this subroutine changes the value in HL. If you want to save all registers but leave HL unchanged, the calling routine must save the HL value in another register, call PUSHAL, and then reclaim the HL value from that other register. The beginning of the ASCPRT routine shows how to do this.

ENDSCR saves the registers, moves the cursor position to the last line, and prints a message. Then it checks to see if you pressed the enter key, clears the screen, points HL to the top of the screen, and returns. Notice that the message is displayed by using the ROM

Print routine at 2B75 hex.

GETENT is a simple subroutine that waits until you press and release the enter key to continue. It is important for the computer to check for the key release; otherwise, the program may go charging ahead before you have time to let go of the key. GETENT reads the keyboard directly; it doesn't use a ROM routine to read the keyboard because of a possibility that you might again press the shift, down-arrow, and V keys and cause the entire program to loop back on itself recursively.

*“PUSHAL and POPAL  
push or pop  
all registers at once.  
They cut down the length  
of the overall program.”*

The most interesting subroutine is ASCPRT, which takes the value in HL and displays it on the screen in unsigned integer format. It does so by using three crucial, though little-known, ROM routines: HLACUM (0A9A hex), ACISIN (0ACC hex), and ACUSTR (0FBD hex).

Basic maintains a buffer inside low memory called an accumulator that it uses every time it manipulates a data value. ROM routine HLACUM (0A9A hex) loads the current contents of HL into that accumulator and sets a flag to indicate that it's an integer value.

Next, ACISIN (0ACC hex) changes the integer value into single-precision form. It is the routine Basic uses for the CSNG function. However, when used this way, ACISIN treats the value in the accumulator as an unsigned integer (between 0-65535) instead of the more normal signed integer value (-32768-32767).

Finally, ACUSTR (0FBD hex) takes the current value in the accumulator and turns it into an ASCII string so the number can be displayed on the screen. The program puts the string in another low-memory buffer at 4130 hex. Then the program returns the address of the beginning of the string in HL. Normal display format includes a leading space, which can be avoided by incrementing HL once before printing the string. Notice that ASCPRT uses the Print routine to display the number; an

- ADD
- CHANGE
- DELETE
- SORT
- SELECT
- SAVE
- PRINT
- COMPUTE
- REPORT
- MERGE



\$20.00

Why would SofTrends offer its award-winning AIDS-III data management system to the general public at a tiny fraction of its original price? The same version featured in the two-part series, "Inside AIDS-III" (80-MICRO, March & April, 1983)? Simple. To acquaint you with the best, little software-publisher in the business. To order, call (216) 289-2002 and use your VISA/Master Card. Or send your check or money-order for \$20 (shipping included!) to SofTrends, Inc., 26111 Brush Ave., Euclid, OH 44132. Sorry, no C.O.D.'s or P.O.'s accepted for this special offer.



492

**SOFTRENDS**

**THE RESULTS ARE IN!!!**

"... Your Word Machine Program is the best bargain I've found in my two years of personal computing.

.....Free "jumpy" arcade game with your order.

**Make Your Second Word Processor Pel-Tek's Word Machine Version 2.0**

A full featured line oriented word processor in machine language... now better than ever with these features

- Block graphics (for printers that support it)
- Imbedded form controls • Help screen
- Lower case support for unmodified Mod I's
- Variable margins, line length, page length, line spacing
- Access to D.O.S. with warm start re-entry
- Scroll up/down text • Save/load disk files
- Insert/delete characters/lines • String search
- Set up to fifteen tab stops
- Center text • Imbed codes 0-255 in line
- Insert another file into text • word-wrapping
- Edit any ASCII file (up to 80 char. lines)
- 23000 char. buffer for 48K version
- Pause for keyboard entries during printout
- Print multiple copies of text
- Printer independent • Simplified commands
- Twenty-four page typeset manual with command summary sheet (manual FREE with S.A.S.E.)

For Mod I/III 32/48K Disk only **\$20.00**

**PEL-TEK**

P.O. Box 1026 • Southampton, PA 18966  
TOLL FREE ORDER LINE 800 523-2445  
In Pennsylvania Call (215) 947-2334

- Check or Money Order • Visa, MasterCard accepted
- Add \$2.00 per order for postage and handling
- PA residents add 6% sales tax

**Now . . . .**

FOR THE TRS-80\* MODEL I & III

**JOSHUA'S**

**MAZE**



Enter into the challenging maze battle for domination of game quadrants to complete a winning row of conquests. Beware, your opponent may retake unconquered areas. Based on the age old game of Tic Tac Toe with some complex and mind boggling differences. All machine code for high speed action and enjoyment. Play a friend or match with against the computer. Joystick compatible. Optional sound with audio amplifier.

**DISK \$19.95**  
32-K

**TAPE \$15.95**  
16-K LEVEL II



**Ram Rom CORPORATION**  
P.O. BOX 1284, WILLOW GROVE, PA 19090

Send \$19.95 for each disk and \$15.95 for each tape cassette. PA residents add 6% sales tax. Include \$3.00 per item for shipping and handling. For fast delivery send card number with exp. date or money orders. Checks require one to two weeks for processing. Specify Model I or III, tape or disk. Prices subject to change.



THIS IS A REGISTERED TRADEMARK OF TANDY CORPORATION.

✓350

**THE NEXT STEP**

ASCII string is an ASCII string—whether it contains letters or numerals, you can use the same display techniques.

The three ROM calls used in ASCPRT make up a very powerful, simple method for displaying any 1- or 2-byte binary value in ASCII. Together, they are much slower than a traditional routine that subtracts successive powers of 10 to translate binary to ASCII, but they operate fast enough to satisfy most uses and only require 9 bytes of program space to perform the conversion.

To use the variables display program, enter it from DOS READY or with SYSTEM after you have assembled it. You can then observe the currently defined variables at any time a Basic program runs or after it completes running and returns to the READY prompt. This program does not search your Basic program to look for the variables; instead, it uses the tables in memory to determine which variables are defined. The variables aren't displayed until your program starts to run.

Next month I'll add the capability to display the current values of each variable by using other ROM routines, and I'll discuss ways to speed up your Basic programs by using the information shown in the variables displays.

**CompuServe Notes**

Two pieces of exciting news for readers who subscribe to CompuServe. First, you may now take part in open discussions of topics covered by "The Next Step." GO PCS-117 to the Software and Authors Special Interest Group (SASIG) and leave your questions or comments addressed to me on the message board. Feel free to join in any discussions started by other readers, also.

Second (I assume you'll be reading this in October), all this month, Eric Maloney, 80 Micro's managing editor, will be a special query guest on SASIG, discussing this magazine and its policies, and the microcomputer world in general. If you have any questions about 80 Micro, here's your chance to have them answered. ■

Write to Hardin Brothers at 280 N. Campus Ave., Upland, CA 91786, or contact him through CompuServe. Use GO PCS-117 for a public response; for private correspondence, use his e-mail address, 72165,735.

**40-50% Savings On Software**



**As a member of the Software of the Month Club, you'll receive:**

- SAVINGS: high volume buying means low prices to members
- SELECTIONS: members to decide best sellers — others also available
- NEWSLETTERS: tips & "how-to" by consultants ✓ 29
- HARDWARE SPECIALS: co-op savings
- Membership registration fee \$25. Join now for only \$6. (limited time)
- No minimum purchase required.

BOM 10-83

Software of the Month Club, Inc.  
953 Mission St., Mint Mail  
San Francisco, CA 94103



Name \_\_\_\_\_  
Address \_\_\_\_\_  
City/State/Zip \_\_\_\_\_  
Enclosed is \$6. Please enroll me in the Club  
 Check or Money Order  VISA  MASTERCARD  
Exp. Date \_\_\_\_\_  
Card # \_\_\_\_\_  
Signature \_\_\_\_\_

# Some Like It HOT

**HOT CoCo** T.M.



Guaranteed to make your TRS-80 Color Computer\* sizzle with color, **HOT CoCo** magazine is informative, interesting, and *best of all* just for the Color Computer. You'll look forward to **HOT CoCo** month after month because it has something for everyone, from the novice right on up to the expert. **HOT CoCo** gives you:

- PROGRAMMING TECHNIQUES & TUTORIALS—that promise to make you a superior programmer.
- UTILITIES—to save you time and effort on all your routine tasks.
- EXPERTLY WRITTEN COLUMNS—including *BASIC, GRAPHICS, FLEX and GAMES.*
- HARDWARE & CONSTRUCTION—ideas on interfacing and enhancing to make building projects a breeze.
- EDUCATIONAL APPLICATIONS—will stimulate and encourage imaginative thinking in your child.

**PLUS**

- BUSINESS PROGRAMS—sure to make you a star at the office.
- FEATURES ON COLOR APPLICATIONS—make your computer reach its full potential and get your money's worth from your machine.
- BUYER'S GUIDES & PRODUCT REVIEWS—now you can stop running around comparing prices and products and start running your computer.
- HOME & HOBBY APPLICATIONS—exciting ways to help your computer add enjoyment to your leisure time.
- ANSWERS TO SPECIFIC QUESTIONS—it's like having your own private consultant—free!

Join in the color explosion with **HOT CoCo** today! Take advantage of our money saving offer, 12 issues for \$24.97. A 13th issue is yours FREE with pre-payment (check or credit card). Use the attached order form, the coupon below, or call toll free 1-800-258-5473.

**YES!** I want my Color Computer to sizzle with color. I understand that with payment enclosed or credit card order I will receive a free issue making a total of 13 issues for \$24.97.



CHECK/MO  MC  VISA  AE  BILL ME

card # \_\_\_\_\_ exp. date \_\_\_\_\_  
 signature \_\_\_\_\_  
 name \_\_\_\_\_  
 address \_\_\_\_\_  
 city \_\_\_\_\_ state \_\_\_\_\_ zip \_\_\_\_\_

Canada & Mexico \$27.97/1 yr. only, U.S. funds drawn on U.S. bank.  
 Foreign Surface \$44.97/1 yr. only, U.S. funds drawn on U.S. bank.  
 Please allow 6-8 weeks for delivery.

**HOT CoCo • PO Box 975 • Farmingdale NY 11737**

\*TRS-80 Color Computer is a trademark of Radio Shack, a division of Tandy Corp. 33NF8



This month I have two innovative utility programs, Larry Preble's VDOS and Hal Snyder's MDISK. Both are virtual disk programs that let you store other programs and data in RAM for high-speed recall at a later time. Both address the question of how a cassette-based Color Computer can use a 64K memory expansion.

Floppy disks have a couple of well-known advantages as information storage media: They are relatively fast, and they permit random access. Since moving parts are involved, the access and transfer of information is always far slower than the operating speeds of computers linked to disk drives.

Computer users are never satisfied with a system's speed, so it was probably inevitable that people would hit on the idea of using blocks of RAM to simulate disk operations.

In principal, you can store information in RAM using a disk format. You can have a solid state analog of the directory track, file headers formatted just as they are on disk, and storage assigned in discrete grants, sectors, or whatever the computer's normal disk operating system uses.

Of course, the data is volatile, disappearing when you turn off the power, but you can handle that by backing up the virtual disk to a real disk or to tape whenever appropriate.

This idea has been around for a while now. A number of add-on memory boards, capable of emulating very fast disk drives, are available for computer systems that use the S-100 bus.

Color Computers are somewhat limited in the amount of memory they can address. Nevertheless, you can apply the concepts of RAM disk emulators, or virtual disks.

That's where VDOS and MDISK come in. For a modest price, they give the CoCo user the ability to load several files into RAM and forget about them until he needs them.

The files can be Basic or machine-language programs, or data files. You can access them in any order, and transfers to and from active memory are usually fast enough to be considered instantaneous from the user's point of

## Virtual disk systems and connectors

view. Neither utility is all powerful, but both deserve a look.

### VDOS and VDUMP

As I write this, VDOS 1.0 is only available on cassette (Dr. Preble's Programs, 6540 Outer Loop, Louisville, KY 40228, \$49.95). Its primary intent is to give cassette users a taste of the speed of disk operation.

Its name stands for Virtual Disk Operating System, indicative of the vendor's intention to support it with enough utilities to make it into a real system. Meanwhile, a disk version is also in the works to serve as an additional high-speed "drive" for disk users.

Although you could set aside any part of RAM for use as a virtual disk, the best idea is to use the upper 32K of a 64K machine. This is the so-called Page 1, the area not normally accessible to the Radio Shack operating system because of address conflicts with the Basic ROMs. It represents the largest single block of space the CoCo can free up.

In any case, VDOS itself determines the size of the memory in its host machine, and locates itself near the halfway point. All the memory above VDOS is available for file storage, while you can use everything below in the conventional fashion.

In a 64K cassette system, the default partitioning is 24,733 bytes for programming, and 30,407 bytes for VDOS's files (assuming four graphics pages and 200 bytes of string storage). If necessary, you can expand the VDOS area to around 54K at the expense of user RAM.

Once you load the program, you invoke it with the VDOS command—a new Basic command, in effect. A simple menu appears: You can view the VDOS file directory, save a Basic or machine-language program from user RAM to virtual disk, load a program back the other way, kill a VDOS file, or exit to Basic.

The routine for loading a series of Basic programs into the virtual disk area is to return to Basic from VDOS, load the first program, and invoke VDOS. Then select the Save a Basic Program option. Once you've saved the file, go back and repeat this whole sequence as often as necessary. The first and fourth steps require only single-digit commands.

You can save machine-language programs in much the same way, except for a couple of potential complications. Many machine-language utilities are supposed to load into high RAM; you must be certain that they don't overlay the area used by VDOS itself.

VDOS helps by informing you as to the top of available memory when you first load it. This is address 32,642 in a 64K system. You can use the default start, end, and transfer addresses recorded along with machine-language routines on tape, or specify your own.

Even if a machine-language program seems to fit in the space below VDOS, be cautious. Some routines need stack space that interferes with VDOS's pointers, located just above user RAM. I ran into this situation with my relocated version of Master Control, as I'll describe later.

Once you actually get a collection of programs into VDOS, it's a simple matter to pull them out into Page zero (the user-accessible part of RAM) and run them. You merely get into VDOS, choose the Load a Basic Program or Load a Binary File option, and specify a file name.

Then exit to Basic (even for machine-language programs) and Run or EXEC as appropriate. When you're through with one program, end it and return to VDOS to select another.

In general, it's unnecessary to clear Page zero between programs. I feel uncomfortable using VDOS with pro-

# Shape your TRS-80 to communicate with any computer you want.



Omniterm is the most flexible, powerful terminal program you can buy. Omniterm lets you adapt your TRS-80 to communicate with 99.9% of the world's computers. Your company's mainframe, for example. Or any other personal computer, time-sharing computer, or communications service.

Omniterm overcomes incompatibilities in screen formats, baud rates, character sets, control codes and file transfer protocols. Seven complete translation tables let you change any character, for complete compatibility of all input and output devices. Omniterm is so flexible, users have even set up their ASCII-coded systems to communicate with EBCDIC-coded systems.

You can send all ASCII characters, even those that aren't on your keyboard. Reformat your screen to neatly accommodate any line length. Run your printer while you're sending or receiving data. And even review data that's scrolled off the top of the screen.

Omniterm's well-thought-out design makes it easy to use. You can get a status display of all functions while on line to tell you what's going on, and make any changes at the same time. You can create a special file of your settings to make it easier next time. You also get XY cursor control, single keystroke sign-on and auto-dialing. Even a phone directory. And lots more.

You don't have to be a computer expert to use Omniterm. Just spend a day with what the reviewers call "the best manual in the business." Then if you need help, just call, write, or contact us via CompuServe, Delphi, or Source.

Omniterm is the proven terminal program. The program thousands of people have used successfully. And the one the editors call the "top program available" (Byte, 80-Micro, Infoworld, etc.)

Omniterm comes complete with sample setting files, conversion utilities, a practical text editor, seven translation tables, and a 76-page manual with index.

Available at leading dealers, or prompt shipment on direct phone and mail orders. Order Omniterm, for a super-smart TRS-80 that's putty in your hands.

Only \$95 for TRS-80 Models I, III or 4 (32K memory, one disk minimum). \$175 for Models II, 12 or 16 (64K memory minimum). (In Mass., add 5% sales tax.) MasterCard, VISA, and C.O.D.

IBM PC version coming soon.  
DEALER INQUIRIES INVITED.

Telephone: (617) 852-0233  
CompuServe: 70310,267  
Source: TCA818  
Delphi: Lindbergh



## Omniterm

### Lindbergh Systems

49 Beechmont St., Worcester, MA 01609

135

**NOW Version 1.60 with auto-dial  
and log-on direct from DOS!  
Plus other new features.**

grams that disable the break key, since at best that leaves only the reset button to return control of the computer to me for further work. Although VDOS seems to survive a reset, I prefer less drastic methods for regaining control—especially since reset doesn't work with some routines.

Programs with automatic loaders that seize control of the computer aren't good candidates for use with VDOS. It might be possible to load such beasts with offsets so they don't take over, and then get them into the VDOS area, but this can be touchy.

I've found VDOS to be most useful when loaded with a few of the more tractable utilities or games. However, that might reflect the complacency of someone who already has a couple of floppy drives and uses programs that require all 64K of RAM.

If you have a favorite bunch of routines to use with VDOS, you probably won't want to load them one at a time very often—say more than once. A VDOS utility called VDUMP takes care of that.

It lets you dump everything in your virtual disk onto a single tape file, and reload the same way. Dr. Preble sells VDUMP for \$14.95.

You load VDUMP after everything is in the VDOS area. It has only two options: Dump and Load. To store your virtual disk, cue up a blank tape and press the D key. The tape records only the portion of RAM actually used for VDOS files.

When you want to reload for a new session, load VDOS, load and execute VDUMP, put the file tape in the recorder, and hit the L key. VDUMP destroys itself afterwards and returns you to the Basic command mode so you can enter VDOS.

A hitch to all of this came up during my experiments with Master Control. That utility was written for a 16K machine, with start and finish addresses of 15104 and 16380. Standard practice with 32K of available RAM is to load Master Control with a 16,000-byte offset, putting it between 31104 and 32380.

Those were the addresses I specified when I loaded it into VDOS, and everything seemed OK. Master Control worked, and the VDOS directory listed the offset addresses as it should. In particular, no conflict appeared with VDOS's lower limit of 32643.

A problem developed with VDUMP,

though. When I tried to dump the VDOS area to tape, the recorder never stopped. Larry Preble suggested that interference was affecting some of the VDOS pointers (like the one that defines the top of the virtual disk).

He was probably right. Everything

*“The general idea of virtual disk storage is a good one, and it might make life quite a bit easier. . . .”*

worked well when I later loaded Master Control with 8K of offset to leave plenty of room at the top.

The moral here is that you might have to experiment a little with your favorite programs to see what works. The general idea of virtual disk storage is a good one, and it might make life quite a bit easier for cassette system users.

### MDISK

MDISK 1.1 (Skyline Marketing Corp., 4510 W. Irving Park Road, Chicago, IL 60641) provides an interesting contrast with VDOS. VDOS works with any memory size from 16K up, but MDISK is intended for use with 64K Color Computers alone. It only stores 15 files, too, while VDOS apparently handles as many as fit into available memory.

On the other hand, you can readily interface MDISK to Basic so one program can call another from the virtual disk area. It automatically executes programs called up in this way, too, although this function has a small bug.

MDISK also features a built-in RAM test routine to ensure that Page 1 is functional. The program is available on tape for \$27.95, and on disk for \$29.95.

The disk version of MDISK consists of a single two-granule file. Before loading it, you must reserve space at the top of the Page zero RAM with a CLEAR 200, &H77FF command; the program issues a warning if you've set aside insufficient space.

Despite their great differences, MDISK and VDOS actually work similarly. Both have a single command menu plus a file directory display, and both have commands for saving, re-

loading, and killing Basic or machine-language files.

MDISK's default storage area is somewhat the larger of the two: just over 32.5K at startup. A couple of prompts on the main menu inform the user of the number of files stored and the remaining virtual disk space.

MDISK commands consist of a single letter, sometimes followed by user responses to screen prompts: D brings up the directory of stored files, E exits to Basic command mode, S saves a file from Page 0 to Page 1, and so on.

The cycle for loading the virtual disk area is similar to that of VDOS, except the method of reentering the utility itself. MDISK requires an EXEC command; if you've loaded a machine-language program into Page zero in preparation for storage, you must use EXEC &H7800 to ensure that you execute MDISK rather than the other program.

Since you have only one command to save a file and one to reload it into user RAM, MDISK queries you about the nature—Basic or machine-language—of any program you want saved or loaded. If you work with a machine-language file, you have to specify the start, finish, and transfer addresses as four-digit hexadecimal (hex) numbers.

After stuffing a half-dozen or so utilities into Page 1, I noticed a significant deficiency in MDISK: It doesn't have a way to save the virtual storage area to tape or disk. That's a flaw in VDOS too, but Preble's program has VDUMP to help out.

I hope that MDISK author Hal Snyder or someone else will remedy the situation in a hurry. A dump-to-magnetic-medium routine should be an integral part of any virtual disk package.

To invoke a saved program from MDISK's manual mode, you must download it to Page zero with the L(oad) command and then issue a R(un Basic) or a G(o to machine language).

An alternative is to call MDISK and perform the download from within a Basic program. The key is to use another MDISK entry point, &H7803. This suppresses the usual menus and prompts, and lets the program accept commands from a Basic string.

Load MDISK in the usual way, storing whatever you want in the virtual disk buffer. Then load and run the Basic program that will eventually call something from storage.

It's Simple. . . **CALL AND SAVE MONEY**

**1-800-841-0860**

**CONVENIENT  
ORDER ENTRY**  
GA. INFO. 912-377-7120

"Telemarketing Works For You"

**commodore**

**CALL FOR BEST  
PRICES ON  
COMMODORE**

COMMODORE 64  
VIC 1541 DISK DRIVE  
VIC 1530 DATASETTE REC.  
VIC 1525 GRAPHIC PRINTER  
VIC 1520 COLOR PLOTTER  
VIC 1600 VIC MODEM  
VIC 1701 COLOR 14" MONITOR

COMMODORE 64 SOFTWARE  
HESWARE SOFTWARE  
WORDPRO PLUS 3

**'CALL**

**TRS-80  
COMPUTERS**

• PURE RADIO SHACK EQUIPMENT •

UP TO **20%** AND MORE

**DISCOUNT**

**\*\*\* CALL FOR PRICES \*\*\*  
ON COMPLETE LINE**

**IBM COMPATIBLES  
YOUR CHOICE  
EAGLE PC  
COLUMBIA PC  
CORONA PC  
\$CALL**

**RB ROBOT  
RB5X 'CALL  
ARMATRON  
ROBOT ARM  
'29**

**EPSON  
PRINTERS**

FROM **'CALL**

FX-80..... SAVE  
RX-80..... SAVE  
FX-100..... SAVE

**TRS-80 PRINTERS  
COMPLETE LINE FROM '199**

**SGM SMITH  
CORONA**  
TP-1 DAISY  
WHEEL  
PRINTER  
FROM \$CALL

**star**  
GEMINI  
10X & 15  
PRINTERS  
FROM '299

**C. Itoh**  
PROWRITER  
8510..... 'CALL  
NEW!  
8600..... 'CALL

**OKIDATA  
PRINTERS**

FROM **\$CALL**  
MICROLINE SERIES  
•83A  
•84P •92P •93P  
PACEMARK 2350P

**MODEMS**

**Hayes  
Novation**

**'CALL**

**MONITORS**

USI

**AMDEK  
\$CALL**

**NOTICE**

ALL PRODUCTS WE SELL ARE BRAND NEW AND COVERED BY THE MANUFACTURER'S SPECIFIC WARRANTIES. COPIES AVAILABLE UPON REQUEST. WE DO NOT SELL ANY USED, RECONDITIONED, FOREIGN OR INFERIOR MODIFIED EQUIPMENT. PRICES AND PRODUCTS SUBJECT TO CHANGE WITHOUT NOTICE.

**QUADRAM  
CORPORATION**

**GRAPPLER+**

**FRANKLIN  
Albat  
COMPUTERS  
'CALL**

**FREE**

UPON REQUEST  
•DISCOUNT PRICE LIST &  
INFORMATION KIT  
WRITE  
MICRO MANAGEMENT SYSTEMS  
TELEMARKET DEPT. #

**NEW  
PRODUCTS  
'CALL**

**Verbatim  
DATALIFE  
DISKETTES  
\$CALL**

Since 1978

- PIONEER IN DIRECT TO CONSUMER SALES OF MICRO COMPUTERS AND ELECTRONICS
- NAME BRAND PRODUCTS
- LARGE INVENTORIES
- NEXT DAY SHIPMENT ON MOST PRODUCTS



**Micro Management  
Systems, Inc.**

2803 Thomasville Road East  
Cairo, Georgia 31728  
(912) 377-7120

**DISCOUNT  
PRICES**



**BUY  
DIRECT**

TELEMARKET DEPT. 4

## THE COLOR KEY

This program should define the entry point with `DEFUSR0=&H7803`, and should execute the call with `X$=USR0` ("..."). The argument of that `USR` function is a string that mimics the `MDISK` commands you'd normally issue in manual mode.

To check this out, I loaded `MDISK`'s storage area with a game called `Joust`. I then typed the calling program into Page zero:

```
10 DEFUSR0=&H7803
20 CLS: PRINT "PRESS ANY KEY TO PLAY."
30 IS=INKEY$: IF IS="" THEN 30
40 X$=USR0("L JOUST. B R")
```

The entries between quotation marks in the `USR` argument are, respectively, the Load a Program to Page zero command, the program's name (the period is an optional `MDISK` delimiter), the Basic identifier, and the `MDISK` command to run any Basic program in Page zero.

Pressing any key should have replaced my little program's message with the opening of `Joust`. It didn't work that way. Instead of the game, I got `MDISK`'s menu, a signal that I had reached the end of my command string while `MDISK` was still executing—downloading the `Joust` file. I had to hit the `R` key again to run the game.

"OK," I thought, "`Joust` is a 4-gran file, and maybe it takes a little too long to transfer something that size. I'll try it with a smaller routine in virtual disk."

No luck. I couldn't get automatic downloading and execution for any file down to a few dozen bytes in length. Terry Haas at Skyline Marketing assured me that this feature worked perfectly in earlier versions of `MDISK` intended for smaller-RAM Color Computers.

It turns out that the `INKEY$` function messed up the timing. Automatic downloading and execution worked perfectly well when I did away with keyboard scanning, like this:

```
10 DEFUSR0=&H7803
20 CLS
30 PRINT "HERE WE GO..."
40 FOR T=1 TO 500: NEXT
50 X$=USR0("L JOUST. B R")
```

Actually, the sample program in the `MDISK` documentation uses this sort of syntax. People writing their own applications programs ought to be aware of the bug, though. Keyboard scanning

routines should probably branch to a short timing loop to get things into sync for a file transfer.

It's also possible to have a Basic program reserve memory, load `MDISK`, and upload a file to Page 1. The instruction leaflet shows how to do this for a machine-language utility, and I found I could upload the calling program itself:

```
10 CLEAR 200, &H77FF
20 LOADM "MDISK"
30 DEFUSR0=&H7803
40 X$=USR0("S TESTPRO. B E")
50 CLS
60 PRINT "I JUST UPLOADED MYSELF!"
70 GOTO 70
```

The final `E` command that normally causes an exit to Basic also returns control to the calling program when you're in the automatic mode. I don't have any idea why you'd want to have such a program save itself to the virtual disk area. This exercise shows that `MDISK` can indeed store Basic routines in this way.

Both `VDOS` and `MDISK` are rather interesting programs, especially for those who intend to stay with cassette storage. My feeling is that some sort of cross-bred virtual disk would be even better: a `VDOS` with automatic execution capability, perhaps, or an `MDISK` with `VDUMP` on the side.

### Going for the Gold

In the June edition of *The Color Key* (p. 32), I mentioned that I was looking for gold-plated connectors for my Color Computer's disk controller. Oxidation of the base metal contacts on the controller's printed circuit board is a major cause of `CoCo` disk drive malfunctions; mine usually act up after I've finished polishing a long piece of text.

Out of the west rides the U.S. Cavalry in the person of Ed Pruett of the E.A.P. Company (P.O. Box 14, Keller, TX 76248). Ed manufactures the Gold Plug 80 series of add-on connectors that solve many a Model I problem, and his new product line should be a hit with any `CoCo` disk operator capable of a little soldering.

Items in the E.A.P. lineup include 34- and 40-pin male fittings for either end of the disk controller and for the drives themselves, female connectors for the `CoCo`'s main circuit board, and two-drive and four-drive cables with gold-plated connectors of their own.

Since the controller to computer connection is the weak link in my system, I opted for installing only the 40-pin adapter on my controller board.

It's not an especially difficult job, but it's a bit tedious. You remove the disk controller from its case, insert the card-edge connector into the open tabs on the rear of the Gold Plug, align one circuit trace to a tab, and solder away.

The tricks are avoiding solder bridges between tabs and applying enough heat to do the job without lifting the traces from the printed circuit board. If you've never worked with a fine-tip soldering iron and a PC board, you might practice on something like a Radio Shack Experimenter's Board before attacking your computer.

One additional complication is associated with the 40-pin connector. As the instruction sheet explains, four grounding tabs are on the controller board: one on either surface of the board and on either end of the connector.

These make contact with ground connections inside the computer's cartridge slot. E.A.P. furnishes four separate extensions (base metal—not gold) that you have to solder to these tabs, if you are to keep radio frequency interference to a minimum.

This can be tricky, since you have to align the extensions with both the PC board connections and the Gold Plug itself; the extensions must protrude no more than 1/2 inch from the board's edge if everything is to make contact when you reconnect the disk controller to the computer.

It's not an impossible task, though, and the increased reliability of my system makes it all worthwhile. I don't get those maddening `I/O ERROR` indications any more.

Gold Plugs are available individually or in combination packages, at prices from \$9.95 to \$19.95. Get in touch with E.A.P. for the details.

Incidentally, E.A.P. has a very civilized policy: If you buy connectors then get cold feet when the soldering job confronts you, you can return the undamaged hardware for a refund. I guess Ed understands that some computer users didn't come up through the ham radio ranks. ■

*Scott Norman welcomes reader response to The Color Key. Write c/o 80 Micro, 80 Pine St., Peterborough, NH 03458.*



# PRICES AND SERVICE TOO GOOD TO PASS UP!

## PRODUCTS FOR THE TRS-80®

### COLOR COMPUTER

	tape	disk
Diagnostics	17.25	
Graphics Editor	17.25	
Master Control II	22.95	
Bugout (Monitor)	16.95	
Oracle (Graphic Monitor)		25.75
Ultra 80 CC (Editor/Assembler)		42.50
Ultra 80 CC Plus Oracle		64.95
Soundsource (with Cable)	21.95	
Color Games by Lance	15.95	
CC thelo	12.75	14.95
Ghost Cobbler, Space Invaders	17.50	20.50
Colorout		11.95
Color Bonanza	42.95	
Color Caterpillar or Death Trap	17.25	
Color Scarfman	17.25	
Mean Craps Machine	15.95	

### GAMES

	tape	disk
Attack Force or Cosmic Fighter	12.75	15.95
Stellar Escort or Galaxy Invasion	12.75	15.95
Meteor Mission II or Robot Attack	12.75	15.95
Defense Command or Super Nova	12.75	15.95
Weerd	15.95	15.95
Forbidden City or Forbidden Planet		29.95
Hyperlight Patrol		15.50
Defiance (Disk Only) or Panik	15.50	19.50
Devil's Tower	12.75	15.95
Alien Defense or Bounceoids	13.95	17.25
Sneak Thief	17.25	18.95
Frogger	17.25	19.95
Reign of Red Dragon or Stratos	19.95	19.95
Double Feature		31.95
Caterpillar or Scarfman	13.95	17.25
Penetrator	21.75	21.75
Armoured Patrol or Eliminator	19.95	19.95
Rear Guard or Sea Dragon	19.95	19.95
Adv. Tripac 1-3, 4-6, 7-9, or 10-12		31.75
Adventure International Hint Book		6.95

## Newscript™

Newscript 7.1	99.95
Newscript 7.1 plus Labels	114.95
Newscript Daisy Wheel Prop.	39.95
Newscript File Converter	19.95



Includes Correcting Feature

**\$119.50**

Grammatical Option	39.95
Hyphenation Option	39.95

### LYNX MODEM

Auto Answer & Auto Dial  
for the TRS-80 Models 1 & 3

**\$229**

### LNW80 II COMPUTER

**\$1,725.00**

### TALLYMASTER

Designed to help those running a business or household. It is easier to learn than most spreadsheet programs and includes complete documentation and an on-line HELP command. Handles up to 702 expense or income categories. (By Prosoft, requires 48K, 1 disk drive)

**\$62.95**

### PERCOM HARD DISKS

5 Meg 1st Drive	1,099.00
5 Meg Add-on	995.00
10 Meg 1st Drive	1,399.00
10 Meg Add-on	1,295.00
15 Meg 1st Drive	1,789.00
15 Meg Add-on	1,685.00

### SOFTWARE

NEWDOS80/Vers. 2	\$124.95
LDOS 5.1	109.95
DOSPLUS 3.5	119.95
DOSPLUS II	195.00
Micro Clinic — Mod 1	24.50
Micro Clinic — Mod 3	28.50
Super Utility + 3.0	59.95
Trashman	34.50
Faster	24.95
R.P.M. — Disk Timer	22.50
M-ZAL Release Two	119.50
LDOS Utility Disk #1	42.50
EDAS	84.95
LDOS FED (File Editor)	33.95
The BASIC Answer	59.95
Dot Writer 3.0	66.50
Dot Writer Font Disks	23.50
GEAP	38.50
Lazywriter Version 3.4	149.95
Lazystuff	34.95
Lazydoc	49.95
Maxi Manager B.O.	119.50
Maxi Mail (Mod 3 Only)	64.95
Maxi Stat	164.95
Maxi CRAS	79.95
The Home Accountant	62.95
Tallymaster	62.95
Microterm	64.95
Omniterm Mod 1/3	79.95
Omniterm Mod II	139.95
LYNX Modem	229.00
Percom Doubler II w Dos +	159.95
Percom Doubler II w/o Dos	139.95
Percom Data Separator	27.95
LNW Doubler 5/8 w Dos +	194.95
LNW Doubler w/o Dos	159.95
LNW System Expansion II	329.95
Small Business System Group's	
Accounting Mod 1 or 3	175.00
Mod 2	250.00
Verbatim Disks 5" SS/DD	26.50

- 24-Hour Shipping for Items in Stock
- Free Use of Credit Cards
- Large Selection-Call for Items Not Listed
- Toll Free Order Line
- Free Shipping on Orders over \$100
- Friendly, Honest, Reliable Service

We accept Visa, Master Card, check, cash, money orders, and COD. In the 48 continental States add \$2.50 for UPS standard shipping, we'll pay shipping if your order is over \$100. Alaska and Hawaii orders are charged actual shipping charges. COD orders are charged an extra \$2.00 and require cash or certified check on delivery. POs accepted upon approval.

When ordering by mail, include your telephone number, credit card information, computer model, memory size, and number of drives. Colorado residents add appropriate sales tax (6 1/2% in Denver).

Prices are subject to change without notice.



**Applied Microsystems, Inc.**

612 Washington, Denver, CO 80203

ORDER NOW  
TOLL FREE

**1-800-468-4474**

IN COLORADO CALL 861-9250

# PRICE BREAKTHROUGH

**New!** *Diskette "Give-A-Way?"* **New!**

*Judge for yourself!*

10 pack in Library Case **\$18.95** — SS/DD - with hub ring.

**Toll-Free Orderline — 1-800-343-8841**

**Introducing the NEW Tabor 3¼" Disk Drive**  
Storage 737,280 Bytes — 2 in one Case . . . . .**\$Call**

## Drive a Hard Bargain™

We have rewritten the book on Hard Drives. Our hard drives are the fastest, the most versatile (Newdos,<sup>A</sup> Dosplus,<sup>B</sup> and Ldos<sup>C</sup> drivers), the most adaptable, (runs on the Model I, Model III and Model IV using the same adapter), but, we must admit, it is the lowest (in cost that is) starting at **\$995.95** for a 5 meg. (formatted) primary and **\$695.00** for a secondary system. All systems come complete with power supply, case, cables and Instapatch™ software drivers for fast-trouble-free installation and operation. **Nothing else to buy!**

### Specifications:

*Self Test - Automatic Diagnostics*

*Error Correction -ECC*

*Access Time Track-to-Track 3 ms*

*Average Access Time 72ms*

*Daisy Chain up to 40 Megabytes*

**Warranty — ONE FULL YEAR. Call for more details**

**TOLL FREE ORDERING GENERAL AND TECHNICAL**  
**1-800-343-8841 1-617-872-9090**

**Dealer inquiries invited.**

# SOFTWARE SUPPORT, INC.

One Edgell Road, Framingham, MA 01701

(617) 872-9090

Hours: Mon. thru Fri. 9:30 am to 5:30 pm (E.S.T.)

Sat. 10 am to 4:30 pm

Canada

**MICRO R.G.S. INC.**

751, CARRE VICTORIA, SUITE 405

MONTREAL, QUEBEC, CANADA, H2Y 2J3

Regular Tel. (514) 845-1534

**Canadian Toll Free 800-361-5155**

#### TERMS:

M.C/Visa/Amex and personal checks accepted at no extra charge.

C.O.D., please add \$3.00.

Shipping: Please call for amount.

Not responsible for typographical errors.

A \*Apparat Inc.

B \*Microsystems Software Inc.

C \*Logical Systems Inc.

© Copyright 1983

# PRICE BREAKTHROUGH

## Super Sale on New Disk Drives

Starting at **\$199.95 complete**  
with Power Supply and Case!!

**Tandon — Siemens — Remex — MPI — Teac — Shugart — Tabor**

*All of Our Drives are Capable of Single AND Double Density Operation!*

**RADIO SHACK<sup>1</sup> — HEATH/ZENITH<sup>2</sup> — APPLE<sup>3</sup>/FRANKLIN<sup>4</sup>  
IBM/PC-TEXAS INSTRUMENTS<sup>5</sup> & MOST OTHER COMPUTERS**

**Drive a Hard Bargain!!™**

**5 M.B. - 12 M.B. with Power Supply Case, Cables & Software  
Complete Systems . . . . . from \$999.95**

**Dual sided 40 TK or 80 TK drives with Power Supply and Case—Call Toll Free  
Diskette Breakthrough — 10 Pack in Library Case — \$18.95**

**TOLL FREE ORDERING GENERAL AND TECHNICAL**

**1-800-343-8841**

**1-617-872-9090**

Model I/III/IV Drives (0 1 2 3) . . . . .	starting at \$175.00
Color Computer Drive (1 2 3) . . . . .	\$Call Toll Free
Apple/Franklin Compatible Add-On Drives with Case & Cables. . . . .	\$219.95
Apple/Franklin Compatible Drives with Controller . . . . .	\$259.95
Model I/III/IV Memory Upgrade . . . . .	Call Toll-Free
Printers — Daisywheel/Dot Matrix . . . . .	\$Call Toll Free
Diskettes in Library Cases . . . . .	\$18.95
Cases and Power Supplies — (Single-Dual-1/2 Height) . . . . .	starting at \$49.95
Printer Buffers 8K to 512K . . . . .	starting at \$143.95
Percom Double Density Controller (Model I) . . . . .	\$Call Toll Free
Holmes Model I/III Speed-up Mod-VID/80 . . . . .	starting at \$90.00
Gold Fingered Edge Card Extenders . . . . .	starting at \$13.00
Cables — Printer/Disk Drive . . . . .	starting at \$25.00
DOSPLUS . . . . .	\$Special Prices
<b>Repair Services Now Offered — Fast Turn-a-Round . . . . . \$Call Toll-Free</b>	

**Warranty on Disk Drives — 6 Months — Extended Warranty \$ Call Toll Free**

# SOFTWARE SUPPORT, INC.


One Edgell Road, Framingham, MA 01701 (617) 872-9090  
Hours: Mon. thru Fri. 9:30 am to 5:30 pm (E.S.T.) Sat. 10:00 am to 4:30 pm

**Dealer Inquiries Invited.**

TERMS:  
M.C./Visa/Amex and personal  
checks accepted at no extra charge.  
C.O.D. please add \$3.00.  
Shipping: Please call for amount.  
Not responsible for typographical errors

Canada  
**MICRO R.G.S. INC.**  
781, CARRE VICTORIA, SUITE 405  
MONTREAL, QUEBEC, CANADA, H2Y 2J3  
Regular Tel. (514) 845-1534  
Canadian Toll Free 800-361-5155

1 \*TANDY CORPORATION  
2 \*ZENITH DATA SYSTEMS  
3 \*APPLE COMPUTER CORP.  
4 \*FRANKLIN COMPUTER, INC.  
5 \*IBM CORPORATION  
6 \*TEXAS INSTRUMENTS  
\* Copyright 1983



## REVIEW CONTENTS

Gridstar .....	44
PC-4 .....	45
Softcomm Smart Terminal ...	48
Games at a Glance .....	50
The Banner Machine .....	54
<i>Electronically Speaking</i> .....	57
LDOS Utilities .....	61
Quill .....	68
Radio Shack DMP-2100 .....	69
Speed-Up Kit 2.X .....	72
<i>What Do You Do After</i>	
<i>You Plug It In?</i> .....	76
The Benchmark .....	77
Finger Print .....	82
<i>Guide to Micro Books</i> .....	84
Draw/Kwikdraw .....	86
Review Digest .....	89

★★★★

**Gridstar**  
**GridSoft Inc.**  
 7777 Keele St., Unit 8  
 Concord, Ontario L4K 1Y7  
 Canada  
 Models I and III  
 48K, one disk drive  
 \$195

by Avery Jenkins

Cleats thudding on turf. Linemen's grunts as they force open a hole. The thrill of victory...the agony of defeat.

Sportswriters would have you believe that those are the reasons football is America's fall passion. Actually, the attraction is much more elemental: money. Football is a gamble on which any sentient human can at least break even.

It is for the weekend warriors of the bookmaker's line that GridSoft introduced Gridstar—a convenient, fairly accurate, and versatile football data base and betting analysis program.

The data base contains the outcomes of a 10-year span of games, from 1973 to 1983. Information stored on the data base includes home and away team designations, the score, and the betting line for each game. The date and the day and week in the season are also included in the 16-byte record for each game.

Each logical record contains information for 16 games, and is accessible either by record number or by a week/year specification. A two-letter abbreviation specifies teams: AT for the Atlan-

ta Falcons or NE for the New England Patriots.

Included in the package is a data-base manager that lets you update, scan, or search through the data. The search function is unusually complete—it lets you specify 20 search parameters and displays all games that meet your criteria.

That's a lot of information to have on hand if you're used to basing your strategy on what you can remember of last year's season and naked intuition. To get the feel of what's in the data base, I began by scanning it 10 games at a time. The games flash by quickly unless you stop the display by hitting any key. Don't expect it to be easy to read until you know the format.

To add records, specify the last record number plus one for the edit mode, and add the new information. After completing your update, you have to manually call for an index update. The system is a trifle crude, but it gets the job done.

### Putting It Together

Trying to make all this information coherent is a little like balancing your checkbook for the first time in 10 years. Unless you're looking for data on a specific game (never a bad route to a free beer or two) or refreshing your memory, the data base is useless without some analysis. Programs that do this form the second part of Gridstar.

Using a limited amount of information for each game, Gridstar's developers came up with a multifaceted betting strategy. They include all the angles that performed better than 60 percent over

*Our reviewers use a five-star rating system. One star represents the low end of this spectrum, while five stars represent the spectacular and high end of the spectrum.*

10 years with no low seasons, and that had some sort of logical backing.

The simplest of these is the point spread analysis. Granted, the results are often a matter of common sense—large home underdogs are frequently a good play, as are home-team bets on an even game.

But the analysis points out that the half-point can make a difference, something I haven't previously counted on. The only season where this strategy produced less than a 60 percent success was 1982, and that's a forgivable error.

The second analysis is a study in Monday Night Football. Again, this technique relies on some common sense: The home team is a good bet on Mondays, given the special event feeling these games have.

However, the Gridstar system doesn't include the "week-after" syndrome, a long-time favorite. Statistically, GridSoft says, the theory that teams perform poorly the week after a Monday night game is not born out. Caveat bettor.

Perhaps the strongest approach Grid-

star uses is a power rating system that you can then use to create a line more accurate than the betting line. Power rating is based on previous performance, and is a recursive function taking into account the opponent's changing power rating.

Unfortunately, the system doesn't come into its own until late in the season. Also, unlike the betting line, it doesn't take injuries into account. Your compensation appears in a linear regression that the program performs on the 10 years of information in the data base, which it also incorporates into the results.

**Time Out**

All this analysis takes a long time—about an hour—but is a sight better than trying to work it out in your head. A quicker approach is the head-to-head analysis, which relies on only the previous three years of games between any two teams.

The program calculates a short-form power rating from this information, weighted according to the game location and the previous number of games played.

The combination of these methods makes the Gridstar analysis a fairly potent system. Like all systems, it has pitfalls resulting from season events—injuries, weather, and so on—that it can't take into account. And although the manual doesn't mention it, the database search procedure provides a good way to get information for a manual or more intuitive analysis.

One way might be to write your own analysis program that uses the data base. The documentation provides all the technical details you'd need to interface your own program with the data. Then, by testing the results for success over the 10-year span, you could refine both your personal techniques and your use of the Gridstar system analysis.

I wouldn't rely solely on Gridstar to determine my betting strategy for me. The system does allow for season budgeting, most useful if Gridstar plays a large part in your strategy. Without it, you'd send up a lot of trial balloons before finding a profitable level.

But if you combine this software with some sound judgment and you're willing to go against the calculations for deviant circumstances, you could make next season pretty profitable. ■

★★★★

**Pocket Computer Model PC-4  
Tandy/Radio Shack  
One Tandy Center  
Fort Worth, TX 76102  
\$69.95**

by David Goodwin

The Radio Shack PC-4 is an ultra-compact, expandable computer that's perfect for someone who wants computer power to go. It's less expensive and more powerful than a programmable calculator and it supports Basic, not some unique mnemonic language.

The PC-4 has 544 program steps and 26 variable memories (see Table 1). You can expand the memory to 1,568 steps with the optional 1K memory pack.

You can partition the program steps into variable memories at the ratio of 8-to-1, and set up your own memory space. Powered with a two-year battery for long life, the PC-4 retains all programs and variables when you turn it off.

An optional battery-powered cassette tape interface is available for \$39.95, as well as a printer attachment for program listings (\$79.95).

The PC-4 uses a 12-character liquid crystal display (LCD) that acts as a window on a line that can be up to 62 characters long. The full set of keys is closely spaced and unsuitable for touch typing—not a serious problem on this type

of machine.

The keyboard supports both upper- and lowercase letters, and single-key entry of common Basic keywords. The PC-4 also has a set of graphics and special characters.

The PC-4 uses a derivative subset of standard Basic. The list of commands (see Table 2) is quite complete.

The only complaint I have is the inclusion of the CSR option in Print statements. The ROM space this command occupies could provide more common commands such as ASC, STR, and so on. I haven't found any use for a display positioning command on a 12-character display.

Another small handicap is that the length of string variables is limited to seven characters. The special string variable \$ stores one string of up to 30 characters. I think two special string variables would have been a better idea.

PC-4 Basic has all the usual functions of Basic and some that are more common to a scientific calculator. Table 3 lists the available functions. It has floating point arithmetic with 12-digit precision.

The PC-4 supports array variables, although not in the usual manner. Arrays use up memories in order, so that A(1) is memory A, A(2) is memory B, and so on. The PC-4 supports only single-dimension arrays.

PC-4 Basic isn't elegant, but it gets the job done anywhere you might happen to be.

Keyboard:	Chiclet type, 53-key, multi-function, single stroke keyword entry.
Display:	One line, 12-character LCD with horizontal scrolling and predefined graphics.
Memory:	544 steps, optionally expandable to 1,568 steps maximum. 26 variables standard, expandable to 94 or 222 with expanded memory.
Precision:	10 digit mantissa, or eight digit mantissa with two digit exponent, on display. 12 digit internal calculation.
Nesting:	Eight levels of subroutines. Four levels of For...Next loops.
Power:	Two Lithium batteries, approximately 360 hours of continuous use.
Size:	3/8 inch high by 6 1/2 inches wide by 2 3/4 inches deep. 4.1 ounces with batteries.
Expansion:	Optional 1K RAM module. Optional cassette interface. Optional thermal printer.

Table 1. PC-4 specifications.

star uses is a power rating system that you can then use to create a line more accurate than the betting line. Power rating is based on previous performance, and is a recursive function taking into account the opponent's changing power rating.

Unfortunately, the system doesn't come into its own until late in the season. Also, unlike the betting line, it doesn't take injuries into account. Your compensation appears in a linear regression that the program performs on the 10 years of information in the data base, which it also incorporates into the results.

**Time Out**

All this analysis takes a long time—about an hour—but is a sight better than trying to work it out in your head. A quicker approach is the head-to-head analysis, which relies on only the previous three years of games between any two teams.

The program calculates a short-form power rating from this information, weighted according to the game location and the previous number of games played.

The combination of these methods makes the Gridstar analysis a fairly potent system. Like all systems, it has pitfalls resulting from season events—injuries, weather, and so on—that it can't take into account. And although the manual doesn't mention it, the database search procedure provides a good way to get information for a manual or more intuitive analysis.

One way might be to write your own analysis program that uses the data base. The documentation provides all the technical details you'd need to interface your own program with the data. Then, by testing the results for success over the 10-year span, you could refine both your personal techniques and your use of the Gridstar system analysis.

I wouldn't rely solely on Gridstar to determine my betting strategy for me. The system does allow for season budgeting, most useful if Gridstar plays a large part in your strategy. Without it, you'd send up a lot of trial balloons before finding a profitable level.

But if you combine this software with some sound judgment and you're willing to go against the calculations for deviant circumstances, you could make next season pretty profitable. ■

★★★★

**Pocket Computer Model PC-4  
Tandy/Radio Shack  
One Tandy Center  
Fort Worth, TX 76102  
\$69.95**

by David Goodwin

The Radio Shack PC-4 is an ultra-compact, expandable computer that's perfect for someone who wants computer power to go. It's less expensive and more powerful than a programmable calculator and it supports Basic, not some unique mnemonic language.

The PC-4 has 544 program steps and 26 variable memories (see Table 1). You can expand the memory to 1,568 steps with the optional 1K memory pack.

You can partition the program steps into variable memories at the ratio of 8-to-1, and set up your own memory space. Powered with a two-year battery for long life, the PC-4 retains all programs and variables when you turn it off.

An optional battery-powered cassette tape interface is available for \$39.95, as well as a printer attachment for program listings (\$79.95).

The PC-4 uses a 12-character liquid crystal display (LCD) that acts as a window on a line that can be up to 62 characters long. The full set of keys is closely spaced and unsuitable for touch typing—not a serious problem on this type

of machine.

The keyboard supports both upper- and lowercase letters, and single-key entry of common Basic keywords. The PC-4 also has a set of graphics and special characters.

The PC-4 uses a derivative subset of standard Basic. The list of commands (see Table 2) is quite complete.

The only complaint I have is the inclusion of the CSR option in Print statements. The ROM space this command occupies could provide more common commands such as ASC, STR, and so on. I haven't found any use for a display positioning command on a 12-character display.

Another small handicap is that the length of string variables is limited to seven characters. The special string variable \$ stores one string of up to 30 characters. I think two special string variables would have been a better idea.

PC-4 Basic has all the usual functions of Basic and some that are more common to a scientific calculator. Table 3 lists the available functions. It has floating point arithmetic with 12-digit precision.

The PC-4 supports array variables, although not in the usual manner. Arrays use up memories in order, so that A(1) is memory A, A(2) is memory B, and so on. The PC-4 supports only single-dimension arrays.

PC-4 Basic isn't elegant, but it gets the job done anywhere you might happen to be.

Keyboard:	Chiclet type, 53-key, multi-function, single stroke keyword entry.
Display:	One line, 12-character LCD with horizontal scrolling and predefined graphics.
Memory:	544 steps, optionally expandable to 1,568 steps maximum. 26 variables standard, expandable to 94 or 222 with expanded memory.
Precision:	10 digit mantissa, or eight digit mantissa with two digit exponent, on display. 12 digit internal calculation.
Nesting:	Eight levels of subroutines. Four levels of For...Next loops.
Power:	Two Lithium batteries, approximately 360 hours of continuous use.
Size:	3/8 inch high by 6 1/2 inches wide by 2 3/4 inches deep. 4.1 ounces with batteries.
Expansion:	Optional 1K RAM module. Optional cassette interface. Optional thermal printer.

Table 1. PC-4 specifications.

Tired of swapping Disks from Inventory to Accounts Receivable to Accounts Payable etc.? Now, one system does it all.

Introducing

## The M.B.S. Business Management System

At last a completely Integrated, Menu driven System for:

- **INVOICING**
  - Opens Customer Files
  - Opens A/R Accounts
  - Updates Inventory
  - Stores Mail List Files
  - Stores Sales Records
  - Computes Sales Tax
- **CUSTOMER FILES**
  - Maintains Order Status
  - Prints Labels
  - Prints Customer Balances
  - Stores Order Amounts
  - Stores Order Payments
- **MAIL LABELS**
  - Stores by Variable File Names
  - Sorts by Zip Code
  - Sorts by Name
- **INVENTORY**
  - Sets Upper and Lower Limits
  - Generates Purchase Orders
  - Lists Inventory by Vendor
- **ACCOUNTS RECEIVABLE**
  - Open A/R Accounts
  - Generates Monthly Statements
  - Interest and Non-Interest Accounts
  - Listing of Accounts Balances
  - Manually Enter Charges and Payments
- **ACCOUNTS PAYABLE**
  - Enter Charges to Accounts
  - Enter Payments to Accounts
  - List Payable Balances
- **CHECK WRITING**
  - Print or Record Checks
  - Maintains Bank Balance
  - Records Deposits
  - Credit Accounts Payable
  - Stores Expense Totals
- **FINANCIAL STATEMENTS**
  - Prints Sales Reports
  - Prints Operating Statements
  - Prints Receipts Reports
  - Modifies Expense and Sales Totals

Yes, now there is a complete business system for the small business man. With our Business Management System, you can increase sales with our mail label function. Complete your Schedule C in as little as 15 minutes. Know what your business is doing, and maintain other important business functions.

This easy to use system comes complete with instruction manual, and diskette on Dosplus mini TDOS operating system with extended Basic, and one year support. All programs are in Basic, and require two disk drives and 48K RAM. If you have waited for the right business software for your business, your wait is over. Our current users love our system and you will too.

### Special Introductory Price \$249.<sup>95</sup>

Specify Model I, Model III or LNW  
Dealer Inquiries Invited

#### Hardware and Software

##### PRINTERS

Prowriter .....	\$ 389
Prowriter 2 .....	\$ 689
Starwriter F10 .....	\$1279
Okidata 82A .....	\$ 429
Okidata 83A .....	\$ 689
Okidata 92 .....	\$ 539
Okidata 93 .....	\$ 939

##### MODEMS

Hayes Smartmodem .....	\$ 219
Hayes 300/1200 .....	\$ 539

##### L.N.W.

LNW80 II .....	\$1595
LNDoublet 3/4 .....	\$ 199
System Expansion .....	\$ 339

##### MONITORS

Amdek 300 Green .....	\$ 149
Amdek 300 Amber .....	\$ 159
Amdek Color I .....	\$ 359
Amdek Color II .....	\$ 719
BMC Green .....	\$ 89
Taxan RGB I .....	\$ 319
Taxan RGB II .....	\$ 549
Taxan RGB III .....	\$ 619

##### SOFTWARE

DOSPLUS 3.5 .....	\$ 129
DOSPLUS IV .....	\$ 129
MTERM .....	\$ 69
TRSDOS 6.0 Enhanc 1 .....	\$ 27
TRSDOS 6.0 Enhanc 2 .....	\$ 27
TRSDOS 6.0 Both .....	\$ 45
Newscrip 7.1 .....	\$ 109
Newscrip w/labels .....	\$ 119
Trashman .....	\$ 35
Faster .....	\$ 27
RPM .....	\$ 22
Tallymaster .....	\$ 69



#### Microcomputer Business Systems

14030 South Springfield Road  
Brandywine, Maryland 20613

1-800-638-1857

in Maryland 1 (301) 372-8555 — Washington, D.C. Local Call 47



# SOFTWARE for INVESTORS

## STOCK MARKET ADVISOR SYSTEM — SMAS 2.0

SMAS employs both fundamental and advanced technical analysis. Its refined procedures that correlate three moving averages and other factors have been validated by applications to both stocks and portfolios.

- Sophisticated procedures yield weekly appraisals of market trend and advisories (with action price ranges) to buy, to sell, to hold, and not to buy specific stocks.
- Data base includes 196 stocks, A/D file, and 4 indexes.
- Data base stocks were selected on fundamentals.
- You can use SMAS' results the very first week.
- Metropolitan papers print data required by SMAS.
- SMAS is menu driven, with both built-in checks for accuracy and efficient utility routines.
- SMAS is especially valuable to investors seeking long-term capital gains. Minimizes emotional involvement.
- SMAS works with Nebula and printer; with TRSDOS, LDOS, NEWDOS/80, & DOSPLUS on TRS-80 (TM Tandy Corp.) Models I and III (48K). SMAS version 2.0 only \$169.95 + \$3.00 for shipping.\*

## NEBULA STOCK DATA RETRIEVAL

Nebula (Model 1, 48K, one drive, 300 baud modem, RS232, optional printer, TRSDOS 2.3 or LDOS 5.0) retrieves stock, bond, option, and T-Bill prices from Dow Jones Service. Stores symbols in data statements and returned prices & volumes on disk in data file. Automatically disconnects. **Does not need a terminal program.** Dates & times are logged for reconciling service bill. Available either for independent operation (\$52.00 + \$3.00 shipping) or for use with SMAS (Special 1983 combination offer: Only \$199.95 + \$6.00 shipping for SMAS 2.0 and Nebula together).\*

## ANDROMEDA STOCK TRADER & CALCULATOR

Andromeda records transactions, including purchase/sale prices & dates, dividends, total cost & net realization. Andromeda does not use special commands. Learning time is nil. When positions are closed, it posts transactions to the sales file. Reports include Active Security and Security Sales Summaries, Portfolio Summary, and a summary table (either 80 or 132 col.) for use with IRS Schedule D. Requires TRS-80 Model I, 48K, one drive with TRSDOS 2.3 or LDOS 5.0. Andromeda is regularly only \$51.95 plus \$3.00 shipping.

**SAVE** — Special Introductory Price through Dec. 31, 1983: Andromeda only \$32.50 + \$3.00 shipping.\*

\*Remittance by VISA, MASTERCARD, cashier's check, or M.O. brings prompt shipment. Shipment is made after personal checks clear (about 3 weeks). Software is sent insured.

92  
**SPIRAL ENTERPRISES**

Phone your order now: (817) 441-8901  
P.O. Box 5219, Fort Worth, TX 76108  
306 Crown Road, Willow Park, TX 76086

SPIRAL ENTERPRISES IS REGISTERED WITH THE S.E.C. AS AN INVESTMENT ADVISOR

## REVIEWS

charger. You can't charge while the printer is connected to the PC-4.

The printer drains the computer's battery if it's left connected for an extended period. It must use the power from the PC-4 to determine that the computer is connected, since it won't print if it's unconnected, or if the computer is off.

A paper feed key manually advances the paper. The printer uses paper made by Casio for their CP-10 Card Printer calculator.

You can use the printer for listings or calculation results. Switch it on and off with the PC-4 mode key. Mode 7 is Print On; Mode 8 is Print Off. You can also use these mode changes within programs for selective print control while a program executes. You can print all the PC-4 characters.

The only problem I have with the printer is that it sometimes doesn't make a good connection with the ex-

pansion port, and the system returns an Error 9—No Printer Connected message. A small adjustment of the printer connector usually solves this problem. ■

SIN	Sine
ASN	Arcsine
COS	Cosine
ACS	Arcosine
TAN	Tangent
LOG	Logarithm
LN	Natural Log
EXP	Exponential
SQR	Square Root
SGN	Sign
RAN#	Random Number Generator
RND	Rounding
ABS	Absolute Value
INT	Integer
FRAC	Remainder

Table 3. PC-4 Intrinsic Basic functions.

★ ★ ★ ★

## Softcomm Smart Terminal Stewart Software

P.O. Box 573  
Memphis, TN 38101  
Models I and III  
32K disk  
\$49.95

by Mel Patrick

Softcomm 3.0 is a smart terminal program that adds communications capabilities to your computer system. Smart terminal programs allow options like saving and loading files for uploading and downloading, changing RS-232 parameters, and programming buffers for auto log-on or simple text transmission.

As with all smart terminal programs, Softcomm has a command mode and a communications mode. The command mode selects one of many optional functions, such as loading a file in preparation for transfer to another system.

You enter the command mode by pressing the clear key. You return to the communications mode when you hit the break key or when the program completes the option you've selected. Table 4 provides an overview of the available commands.

## Using Softcomm

Any software with complex options available has room for improvement, and Softcomm is no exception. A situation I found particularly annoying is when you have information stored in the main buffer that you want to review.

At present, Softcomm won't let you view the contents of the main buffer. To get around this problem, I save the buffer to disk and, since Softcomm supports DOS commands, I use List to see the file.

Softcomm also has many advantages. One is its ability to transfer binary (/CMD) files without additional utility programs for file conversion between two systems (as long as both use Softcomm).

Also, you can use the programmable buffers as a phone number directory (since you can save them, it's possible to have multiple directories), and dial the Hayes Smart Modem or the Radio Shack Modem II.


You can also use the buffers to simplify leaving a message on a remote bulletin board system. The buffers allow 255 characters (with carriage returns where necessary) and most bulletin boards use the message format of 16 lines with 64 characters per line.

It's a simple task to program the mes-

Continued on p. 54



# FOR WINNERS ONLY



## PROFESSIONAL FOOTBALL ANALYSIS SYSTEM

### THE MOST COMPREHENSIVE SYSTEM — NOW AVAILABLE FOR 1983

At the controls of the most sophisticated football analysis software, your personal computer can make the upcoming football season the most exciting ever!

GRIDSTAR™, the professional football analysis system, is comprised of four main components:

- ★ **PROFESSIONAL FOOTBALL DATA BASE** — File comprised of 2184 regular season games, 1973 to 1983 inclusive.
- ★ **DATA BASE MANAGER** — Comprehensive utility to display, edit, and search your Data Base.
- ★ **WEEKLY HANDICAPPER** — This program handicaps a full week of games using the GRIDSTAR™ STRATEGY.
- ★ **GRIDSTAR™ DEVELOPMENT PROGRAMS** — All programs used to develop and test the GRIDSTAR™ STRATEGY.

**Professional Football Data Base**  
At your disposal, a complete history of America's No. 1 Sport — 11 years of game data. Each 16-byte game record includes home and away teams, home and away scores, the closing line, day, week and date.

**Data Base Manager**  
To keep your Data Base current for years to come, full EDIT FUNCTION allows you to change or add any game record. The sophisticated DISPLAY MODE lets you scroll up and down through your Data Base. The extensive SEARCH FUNCTION is a serious analytical tool. Set any combination of 20 search parameters and invoke a search for qualified games. Automatic won/loss analysis can be instantly displayed.

**Weekly Handicapper Using the GRIDSTAR™ STRATEGY**  
This is your Sunday morning predictor program. The program applies the GRIDSTAR™ STRATEGY to each upcoming game and tells you which teams to bet. It will indicate 5 to 10 bets each week determined by the five analysis angles of the GRIDSTAR™ STRATEGY. Your only responsibility is to keep the Data Base current, by keying in the lines and scores each week.

**The GRIDSTAR™ STRATEGY**  
Employing advanced statistical techniques, our development team has researched numerous methods of predicting winners against the spread. Of these, five approaches proved effective enough to be incorporated into the GRIDSTAR™ STRATEGY.

- POWER RATING ANALYSIS
- STREAK ANALYSIS
- POINTSPREAD ANALYSIS
- HEAD-TO-HEAD ANALYSIS
- MONDAY NIGHT ANALYSIS

Each of the above approaches, taken separately, has proven to be a consistent winner. But when combined into a comprehensive handicapping system, the GRIDSTAR™ STRATEGY, the results have been consistently spectacular, year after year. The following table presents the GRIDSTAR™ STRATEGY's record versus the spread over the last decade.

### THE GRIDSTAR™ STRATEGY 10-YEAR PERFORMANCE VS. THE SPREAD

	Games	Win	Loss	Tie	Pct
1973	116	78	40	0	.655
1974	107	69	37	1	.650
1975	103	63	38	4	.631
1976	126	71	51	4	.590
1977	130	77	43	10	.631
1978	128	75	46	7	.613
1979	148	94	51	4	.624
1980	131	90	37	4	.702
1981	148	93	52	3	.639
1982	57	34	23	0	.596
TOTAL	1195	742	416	37	.638

**Performance Absolutely Verifiable**  
All the programs used to develop the GRIDSTAR™ STRATEGY are included in the package. You can run these programs, verify the results, and trace the entire developmental process. The seven strategy development programs not only provide proof of performance, but can form the basis for further research.

**Complete Documentation**  
The accompanying OPERATIONS MANUAL is extensive. Over 100 pages of text take you through the Data Base layout, operation of each program, and the fine points of computer sports analysis. Over 30 charts and illustrations highlight the presentation.

**System Requirements**  
TRS-80™ MOD. I or MOD. III, 48k, 1 Drive  
IBM PC™, 64k, 1 Drive

Every program in the GRIDSTAR™ package is in BASIC, structured, modular, and fully commented. Easy to use, each program is user-friendly, menu-driven, with air tight error-trapping.

**Complete Package** ..... \$195.00

\* Registered Trademark of Tandy Corporation  
\*\* Registered Trademark of IBM Corporation



### ORDER BY MAIL or PHONE: (416) 738-1700

GridSoft Inc., 7777 Keele Street, Unit 8, Concord, Ontario, Canada L4K 1Y7

Yes! Rush me the complete GRIDSTAR™ package at a cost of \$195.00.

Please check program required:  IBM PC\*\*  TRS-80 MOD. I\*  TRS-80 MOD. III\*  
Dealer Inquiries Invited

Name \_\_\_\_\_

Address \_\_\_\_\_

City \_\_\_\_\_ State \_\_\_\_\_ Zip \_\_\_\_\_

Card Number \_\_\_\_\_ Expiry Date \_\_\_\_\_

Signature \_\_\_\_\_  Check  Money Order  Visa  MasterCard

# WOBOS™ I

WEATHERS OPERATIONS

## Basic Operating System

WOBOS I is a menu driven, prestructured program in BASIC that provides access to over 30 utility functions during development or actual use of a program. Its unique layout allows you to develop your programs with a well-organized environment that provides a very strong foundation to build upon. You always had to start from scratch before but now, after loading WOBOS I, you'll start with over 30K of subroutines and system utilities. Imagine what that can do for your productivity! WOBOS I is not an accessory to your program. It actually becomes its foundation!

WOBOS I for Model III BASIC		85	01	82	12	34	56
P R O G R A M	M E N U	U	T	I	L	I	T
1	Your Program A	11	Data List				
2	B	22	Sort				
3	C	33	Remember				
4	D	44	Append				
5	E	55	Memory Dump				
6	Graphics Synthesis	66	Map				
7	Special characters 0-31	77	Size				
8		88	New Data Entry				
9		99	Device I/O				

Illustrated above is the Primary Menu of WOBOS I for Model III in addition to the features shown, the DEVICE I/O generates a separate choice menu that will allow you to compile, update, sort and output your data files. It also includes a utility that will save both the DATA and WOBOS I on tape and/or disk.

With controllable SOUND!

"Once you've used it, you'll never write another program without it!"

Model	III	I	COLOR			
BASIC MODEL III	DISK	LEVEL II	DISK	Extended	DISK	
P-N	CC1021	CD1031	CC1022	CD1032	CC1023	CD1033

Shipped First Class Airmail at no extra charge if you mention this ad.

ON QUALITY CASSETTE & MANUAL

ORDER PHONE

VISA

MasterCard

ONLY

(503) 288-1133

\$35

SEND CHECK, MONEY ORDER OR NUMBER AND EXPIRATION DATE OF YOUR CREDIT CARD TO:

W

O

179

395 N. Hayden Bay Drive, Portland, Oregon 97217

Dedicated to Excellence since 1976

100-80 is a TM of TADPO CORP.

## REVIEWS

# Games at a Glance

**Arex**, Adventure International, A Division of Scott Adams Inc., P.O. Box 3435, Longwood, FL 32750, Models I and III, 48K, \$34.95 disk.

by Amy Campbell

Arex requires that you develop a unique combination of skills. At times it teases you to be hasty, but patience and cautious planning are the keys to success.

You play the game on a square grid. By moving your Arex ship in horizontal and vertical directions, you leave a white trail that fills the screen. When you fill 90 percent of the board, you advance to the next level.

It's a simple premise, but the game's unpredictable special features keep it from becoming monotonous.

For instance, at the start of each level, various good guys (Snarfs) appear. As you fill the screen, intercepting these characters increases your point value.

If Snarfs elude you too long, they turn into one of two bad guys: Snufflers move in right angles across the screen, and Diagonals move diagonally. Both are deadly. To overcome them, you must box them in by surrounding them with your impenetrable trail or avoid them long enough to complete the screen and move on to the next level.

If you remain still for too long, the trail left by your ship begins to burn like a fuse and can destroy you from behind. The burnt portion of your trail is deadly, but a Snarf can eat away at it, freeing more space to maneuver the Arex. This feature sometimes gets you out of a real jam.

There's one more feature with which you must contend. When Snarfs appear on the screen and interact with another character, they can metamorphose. Sometimes both characters turn good; other times they both turn bad. This adds an interesting twist.

Once you understand the basics, Arex becomes a game of filling space and capturing enemies in the most efficient manner. The key to efficiency isn't necessarily speed or caution or luck or strategy: It's all of these. ■

**Emperor**, Computer Shack, 1691 Easton, Pontiac, MI 48054, Models I and III, \$19.95 cassette, \$24.95 disk.

by Thomas L. Quindry

Emperor is a Basic game of strategy that taxes your ability to wage war against enemy barbarians. You are the Emperor. Your objective is to campaign for more territory, protect the Roman Empire from the barbarians, and keep its populace from revolting. The Empire appears semigraphically on the screen at all times. Under each province is a list of data indicating its number of loyal Roman legions, revolting legions, and invading barbarians.

You must decide where to put your loyal legions, keep them loyal by providing food and entertainment, watch your generals, and protect your grain source (which grows in a province highly subject to enemy intrusion). You raise money through taxation, a predictable cause for revolt.

Raising legions and moving them to crucial provinces is no simple task. You raise all legions in Italia, the center of the Roman Empire. You must move them through adjacent provinces to their destination.

You can move as many legions as you wish during each turn, but you have only one move per legion. On the other hand, you can dispatch generals anywhere at a moment's notice.

Armies of four or more legions must have a general. Otherwise, a general is optional. Your generals all have ratings for fighting ability and loyalty, so each one might be a hindrance or a help during battle.

The loyalty rating should influence the power you give each general. If you give the disloyal ones too many legions, they might revolt. If you campaign with them, you can prevent them from revolting.

This game is a sleeper. It doesn't seem very interesting at first exposure, but if you take the time to learn how to play, it can be rewarding.

It's not too user-friendly. At times you might need to take handwritten notes of the actions you've taken in order to keep track. ■

## ANNOUNCING: CLEANER 80

# The System That Makes Your Cleaning Kit Worth 15 Times The Price You Paid For It.

Cleaner 80 is a software program designed to give you your money's worth — and more — when it comes to cleaning the disk drive head of your TRS-80 computer.

With this system, you can get up to 400 cleanings out of each disk drive head cleaning kit — instead of the 26 cleanings specified by the manufacturer. That's 15 times the number of cleanings you would normally be able to achieve.

Order yours today. Please specify whether you need the TRS-80 Model I or TRS-80 Model III version.

\$29<sup>95</sup> Cleaner 80

Disk Drive Head Cleaning System

To order write:

Cleaner 80

Disk Drive Head Cleaning System


Macro-Systems Software

P.O. Box 1734

Wichita, Kansas 67201-1734

Copyright 1983, by J. Russell Jones.

# TRS-80 MODEL 4 Word Processing Program



Available  
NOW!

ONLY  
\$129<sup>95</sup>

## 80x24 DISPLAY

- Works with TRSDOS 6.0
- 90K TEXT BUFFER when expanded memory is installed.
- Built-in **FORM LETTER** and **MAIL-MERGE** capabilities.
- Performs **PROPORTIONAL-SPACE** right-margin justification on over 60 different printers (all drivers included **FREE**).
- Same powerful editing features as **ZORLOF II**, with dozens more features added.
- Versions also available to run on **MODEL I, MODEL III, LNW-80, PMC-80, and MAX-80** (80x24 display).

### FREE

- 30-Day Support to Register Owners
- Subscription to LeScript Newsletter

LeScript costs \$200 less than competing products matching its capabilities.



CALL 1-305-259-9397

## ANITEK

ANITEK SOFTWARE PRODUCTS  
P.O. BOX 361136  
MELBOURNE, FL 32936

FREE SHIPPING WITHIN THE U.S.; OUTSIDE THE U.S. ADD \$10.00 FOR SHIPPING. FLORIDA RESIDENTS ADD 5% SALES TAX. ALL ORDERS PREPAID BY CHECK, MONEY ORDER, CREDIT CARD OR C.O.D.

**Games at a Glance**

**Crusaders**, Computer Shack, 1691 Eason, Pontiac, MI 48054, Models I and III, \$19.95 cassette, \$24.95 disk.

by Thomas L. Quindry

Crusaders tests your ability to defend your fortresses against an enemy who is trying to put them under siege. This strategy game is written in Basic.

As the crusader, you can take any or all of four options during each turn. You might raise or disband any of five available caravans that transport food from fortress to fortress.

Caravans consist of pack mules, camels, and horses that carry specified amounts of food. Certain costs are involved in raising and maintaining the caravans. You obtain money by the good graces of European aid arriving at specific intervals.

Another option is to move troops. Knights, infantry, and horses travel

along specified routes depending on their current location. If you try to move to a besieged fortress, you must battle the enemy.

You can also buy food for caravans, knights, infantry, and horses. The fourth option is to build defenses. You gain defense points by spending money, so you must ration your available funds between the four options.

When you decide to end your turn, the program computes resulting actions based on your decisions. Two maps are available that indicate locations of various fortresses. These maps are also displayed during options to list crusader controlled lands and enemy controlled lands.

This program is not very user-friendly. You need an appendix, given in the instructions, to learn certain beginning information about each fortress. If you move troops or change defenses, you must have a good memory or take notes. This information is not updated for display.

You have to keep track of a large

number of fortresses. Information about actions at these fortresses scrolls by and is hard to remember.

In my opinion the game is too busy. It's long and events occur slowly. ■

**The Search for Elsoliado**, Adventure International, P.O. Box 3435, Longwood, FL 32750, Models I and III, \$29.95.

by Michael E. Nadeau

The Search for Elsoliado attempts to combine arcade action with an adventure theme. It succeeds, but the game sacrifices some of the finer aspects of each genre in the process.

You're a disgraced space captain who must find the fabled planet Elsoliado; its riches will rejuvenate a declining empire. You have a ship and 48 credits at the game's outset.

As you travel through space, you encounter space stations, freighters, and many types of hostile aliens. Your screen contains four sections: The up-



**The Best Selling Program for Young Children Now Available for: TRS-80 Color Computer-16K disk or cassette and TRS-80 Models I/III-32K disk or 16K cassette**

✓ 323

**Nine fun educational games for children ages 2½ to 6**

**counterpoint software, inc.**  
4005 West Sixty-Fifth Street  
Minneapolis, Minnesota 55435

Phone Orders: 800-328-1225  
Minnesota: 612-926-7888

Educators Endorse: "Early Games can help children learn new concepts, information and skills, and also introduces them to the joys and benefits of home computers."

Peter Clark, Faculty  
Institute of Child Development  
University of Minnesota

No adult supervision required. The Picture Menu gives children control. They can:

- Match Numbers
- Count Colorful Blocks
- Add Stacks of Blocks
- Subtract Stacks of Blocks
- Draw and Save Colorful Pictures
- Match Letters
- Learn the Alphabet
- Spell their Names
- Compare Shapes

**All nine games for \$29.95**

**Yes!**

Please rush me *Early Games for Young Children*

Circle one:  
Model I Disk      Color Computer Disk      Model I/III Cassette  
Model III Disk      Color Computer Cassette

Name \_\_\_\_\_

Address \_\_\_\_\_

City \_\_\_\_\_ State \_\_\_\_\_ Zip \_\_\_\_\_

My check for \$29.95 is enclosed (Minnesota residents add 6% sales tax).

Charge to VISA       Charge to Mastercard

Acct. No. \_\_\_\_\_ Expiration Date \_\_\_\_\_

per left is your view screen and the remaining three sections provide you with various information.

In the adventure part of Elsoliado, you accumulate wealth by buying and selling certain items in a way vaguely reminiscent of playing the stock market. You use your wealth to buy information on Elsoliado's location.

This isn't a real puzzle like you'd find in true adventures. You quickly learn when to buy and sell, and once you can afford information, you wait for someone who is accurate.

The arcade aspect comes into play when you encounter aliens. You can offer the aliens part of your cargo or fight them. The object of the fight is to eliminate them before their volleys deplete your fuel supply. You fire at aliens by using the arrow keys to align them with the center of your view screen and firing with your space bar.

In themselves, the battles don't satisfy the criteria for a good arcade game. They're rarely a challenge unless your fuel supply is low.

The game's finish is also a disappointment. Once you discover Elsoliado (it took me about 30 minutes), you must penetrate the forces of Xylol Rex, the planet's warlord protector, and blow up his main reactor.

You chart a zig-zag course similar to many road-race games. Eventually you come upon a # symbol that pinpoints the reactor.

If you shoot this, you return to open space. A congratulatory message appears and the program asks if you want to play again. Not even a thanks from the emperor.

On the plus side, the game is well conceived. You can save up to 10 games in progress. The aliens differ in toughness, and the documentation gives a detailed description of each. In fact, the documentation is almost as much fun as the game.

Elsoliado is only moderately entertaining because of its compromise between an adventure and an arcade game. The first time through is fun, and the concept has potential. ■

**LARGE CAPACITY ACCOUNTING PROGRAMS**

**ACCOUNTS RECEIVABLE**

5000+ CUSTOMERS  
15000+ TRANSACTIONS  
BALANCE FORWARD 99 TRANSACT CODES  
3D 60 90 120 AGED STATEMENTS SHOW  
DATE/INV#/DESCRIP/AMT(WITH AGEING)  
SELECTIVE FINANCE CHARGES & RATES  
FAST ENTRY POSTING W/AUDIT REPORT  
SUB-ACCTS % OF CREDIT LIMIT DATE OF  
LAST PAYMENT SALES ANALYSIS, SPECIAL  
90 DAY ACCOUNTS LABELS

**GENERAL LEDGER**

400+ ACCOUNTS  
5000+ TRANSACTIONS/MONTH  
NO OTHER SYSTEM OFFERS...  
† REPORT FLEXIBILITY/CAPACITY  
† DEPARTMENT P & L (UP TO 9)  
† USE 100+ SUB-TOTALS  
† STATEMENT OF CHANGES (ASSETS)  
† PERCENT P & L + ACCOUNT DETAIL

149.95 Each ★ Both for 199.95

- Both Programs...
- Run on Model 1, 3/4, LNW, LOBO
  - Require Only 2 Drives
  - Come with Sample Data
  - ARE AVAILABLE for Hard Disk
  - 100% Written in BASIC
  - Require 80 Column Printer

Ask About Our Other Programs

**H. D. P.**

2059 West Lincoln  
Oroville, CA 95965  
916 - 533-5992

Add \$3.00  
Shipping & Handling  
Postman Collects  
Cash If Sent COD  
VISA or M/C

**T80-FS1  
Flight  
Simulator**



Available for Model I or Model III. \$25.00 on cassette or \$33.50 on disk (with enhancements) All versions require 16K.

If you order direct, please specify whether you have Model I or Model III (the media are different) and whether you want disk or cassette. Include \$1.50 and indicate UPS or first class mail. Illinois residents add 5% sales tax. Visa and Mastercard accepted.

If you don't yet own a disk, don't fret. You can upgrade anytime. Cassette users may send back their cassette (but not the manual) along with \$10 (first class shipping included) and receive the disk version.

**subLOGIC**

Communications Corp.  
713 Edgebrook Drive  
Champaign, IL 61820  
(217) 359-8482  
Telex: 206995

**See your dealer!**

Continued from p. 48

sage into the buffers before you call. This reduces your connect time, an important consideration for long-distance calls.

A final advantage is Softcomm's ability to reserve high memory and execute DOS commands. Even if the DOS command returns an error, control usually returns to Softcomm with the error message displayed in full.

Softcomm contains a patch area for any problems that might arise, and the manual states that the normal ROM printer routine isn't used. The addresses for the printer routine in Softcomm appear in the manual, along with some of the important DOS addresses. The manual explains where the printer driver is and what the registers are doing so you can patch in your own routine.

My confusion about this results from the statement made in the copyright notice: "The customer is expressly prohibited from disassembling the supplied software." I consider this statement an

oversight on the part of the author, since without a partial disassembly a patch is difficult or impossible to make.

Stewart Software has a very inventive support idea. Softcomm's author, Bill Stewart, maintains a bulletin board service in Memphis for local Softcomm users and owners. He posts any problems or errors discovered in Softcomm on his system. If you have any questions, you can easily get help. The Softcomm package includes Stewart's bulletin board number.

### Summary

Using Softcomm is extremely simple. All command options are self-prompting and straightforward. The 26-page manual that accompanies the program disk is well written, and contains explanations for each command in sufficient detail so that a beginner would have no trouble understanding an option. With Softcomm, Stewart Software has produced a viable entry into the smart terminal field. ■

★ ★ ★ ½

**The Banner Machine**  
**Virginia Micro Systems**  
**13646 Jefferson Davis Highway**  
**Woodbridge, VA 22191**  
**Models I and III**  
**32K cassette, 48K disk**  
**Epson MX or FX printer**  
**with Grafrax or Grafrax Plus**  
**\$49.95**

by Eric Grevstad  
 80 Micro staff

The Banner Machine uses Epson printer graphics to make sign-making as sophisticated as word processing. It's neither fast nor inexpensive, but it produces top-quality printouts.

The Banner Machine is a long Basic program. "It will take a while to load the tape," the manual advises impatient CLOADers; the Model III disk I tested, which only TRSDOS 1.3 could read, took 30 seconds.

Once running, the program asks a series of questions about the sign you intend to make. Your banner is limited to capital letters, numbers, arrows, and other keyboard symbols (lowercase for a banner is presumably a contradiction in terms). Otherwise, you have a generous choice of artistic options.

You can choose from one of 10 letter sizes ranging from not quite 3/4 inch to 7 inches, and you have a choice of uniformly or proportionally spaced letters (the latter keeps extra space from appearing on either side of an I, for instance). You can put a 1/8- to 1-inch-wide border around your words, and decide where you want its top and bottom lines in relation to the edge of the paper.

While you make these choices, the Banner Machine automatically keeps track of how many lines you have available for text. The program prints signs sideways on fanfold paper. Borderless signs hold 10 lines of small letters, while a Size 1 border with Size 3 letters leaves room for only two lines, and so on.

What you say, of course, is up to you. With parameters set (default values provide proportionally spaced, small-lettered, and small-bordered signs), a cursor indicates your position at the beginning of your first free line, and you're ready to enter up to 54 characters.

The Machine's editing mode isn't

- A Defines a carriage return character in the eight programmable buffers and allows a time delay after you send the carriage return.
- C Closes the main input buffer. Invoke this command from the keyboard or by the remote system (during downloading, for instance).
- D Displays any of the eight buffers.
- E Toggles between local echo on/off. Generally used with a half-duplex system. Lets you see what you're typing.
- F Displays available free memory in main input buffer—32,767 in a 48K system with no memory size set.
- H Displays this command list.
- I Lets you alter RS-232 parameters (baud rate and stop and parity bits).
- K Saves to disk the eight programmable buffers, the specified carriage return character, the pause time, and the RS-232 configuration.
- L Reloads previously saved parameter files for communication.
- M Sets memory size to protect driver programs. Its drawback is that you reduce the amount of free memory in the main input buffer by the same amount.
- O Manually opens the main input buffer. During information storage in this mode, a pair of carets alternate in the top right corner, indicating data storage.
- P Toggles the printer on or off. Stops printing if the main buffer is open and resumes when it's closed.
- Q Returns to DOS.
- R Converts an expanded binary file in the main buffer back to its true binary form before saving files to disk.
- S Saves contents of main input buffer to disk.
- T Transmits any disk file directly from disk. Suboptions allow automatic opening and closing of the remote systems buffer, transmitting ASCII or binary files, and a file's prompted transmission. After the program completes file transfer, a checksum ensures that the file was received correctly at the remote system.
- W Preprograms any of the eight available buffers. Accepts a maximum of 255 characters per buffer.
- X Executes a DOS command with return to Softcomm. Numbers one through nine transmit any of the eight programmable buffers.

Table 4. Softcomm command list.

# THE WAIT IS OVER

# CP/M<sup>®</sup>

EXCLUSIVELY FOR THE

TRS-80<sup>®</sup>

# Model 4

Now, for the first time, unleash the powerful features resident in your Model 4 computer. Open up the vast store of CP/M software such as WordStar<sup>®</sup>, dBASE II and Multiplan<sup>™</sup>, along with thousands of others.

- Includes INTERCHANGE<sup>™</sup>, a utility that allows reading, writing and copying 20 different manufacturers' disk formats such as IBM, KAYPRO, OSBORNE, XEROX, etc.
- Includes MEMLINK<sup>™</sup>, a unique feature that uses the optional 64K RAM memory as a fast disk drive.
- Complete with all these CP/M utilities; ASM, DDT, DUMP, ED, LOAD, PIP, STAT and SYSGEN.
- Operates at the 4Mhz clock in the standard Model 4 mode.
- NO HARDWARE MODIFICATIONS. Just insert the disk and boot.
- NO COPY PROTECTION. Backups may be made for your own use and protection.
- The CONFIGURATION program supports a full range of 5-1/4" disk drives: 35, 40, 77 and 80 tracks, single and dual sided in any combination as well as the standard Model 4 drives.
- Includes MODEM 7, a powerful public domain communications program for file transfer and remote data base access such as CompuServ and the Source.
- Supports 80 x 24 video, reverse video, direct cursor addressing and more.
- Utilizes the Model 4 function keys and allows user defined keys.
- Auto Execute command for turnkey applications.
- FORMAT utility permits up to 52 disk formats to be constructed, all menu driven.
- Fast backup routine with verify for mirror image copies.
- All support programs are menu driven for ease of use.
- Ready to run in the standard 64K Model 4. The additional, extra cost, 64K RAM upgrade not required.
- Complete with over 250 pages of comprehensive user documentation.

**AVAILABLE NOW FOR IMMEDIATE SHIPMENT.....\$ 199.95**

The full line of MicroPro software is now available formatted for the Model 4 using our CP/M. Each disk is already configured and ready to run. Just install the printer of your choice and go.

WordStar <sup>®</sup> Fast memory mapped version .....	\$250	InfoStar <sup>™</sup> Advanced DBMS.....	\$250
MailMerge <sup>®</sup> Multi-purpose file merging program .....	125	ReportStar <sup>™</sup> Report generator & file manipulator .....	175
SpellStar <sup>®</sup> 20,000 word proofreader on a disk .....	125	DataStar <sup>™</sup> Data entry and retrieval package .....	150
StarIndex <sup>™</sup> Creates index and table of contents .....	95	SuperSort <sup>®</sup> Fast and flexible sorting is yours .....	125
WordStar Professional. All the above for only .....	450	CalcStar <sup>™</sup> Advanced electronic spreadsheet .....	95

### ORDER INFORMATION

Call now and your order will be shipped at once from our Dallas warehouse. We accept American Express, MasterCard, Visa, and most any other form of payment known to man. Credit cards are not charged until your order is shipped. Add \$4 UPS surface shipping and handling on orders within the 48 States. No State Sales Tax on software or shipments delivered outside of Texas. No refunds. Defective items are replaced upon return, postpaid.

### ORDER NOW ... TOLL FREE

# 800-527-0347 800-442-1310

The Toll Free lines are for orders only. Specifications subject to change without notice.

### 128K MEMORY UPGRADE

Our upgrade includes 64K of 150nsec RAM, genuine PAL<sup>®</sup> chip and instructions for installation. This kit will upgrade your 64K Model 4 to 128K and allow the use of our MEMLINK and TRSDOS 6.x MEMDISK. Comes with a full 1 year guarantee.

**A BARGAIN AT ONLY \$99.95**

© Copyright Montezuma Micro 1983

CP/M is a Trademark of Digital Research, Inc.; Interchange and Memlink are Trademarks of Montezuma Micro; TRS-80 is a Trademark of the Tandy Corporation; WordStar, MailMerge, SpellStar, StarIndex, InfoStar, ReportStar, DataStar, SuperSort and CalcStar are Trademarks of MicroPro International Corporation. Multiplan is a Trademark of Microsoft.



# MONTEZUMA MICRO

214-339-5104  
Redbird Airport, Hangar #18  
P.O. Box 32027  
Dallas, Texas 75232

411



"WE KEEP YOU RUNNING"



Scriptsit—the keyboard feels mushy and occasionally drops characters, and a pause occurs after you enter each line before the cursor appears on the one below.

But the arrow keys steer you around your text adequately, and the left and right arrows team with the shift key to handle delete and insert functions. Leaning on the up arrow lifts the sluggish cursor above the text screen to revise format parameters, although you can change letter size only by starting over.

Pressing the shift and clear keys lets you enter special commands. New or N erases everything; Copy or C duplicates an existing line on one below.

Format (F) changes the standard justification, first letter on left margin, of each line. You can center or right-justify (last letter at right margin) a line, or

use Tab to set two columns against the left and right margins respectively, as in a list of items and prices.

The manual, which contains handy samples of every border and letter size, explains your options completely, but is a bit vague on directions for a couple of the Format commands.

The last step is printing your sign. The Banner Machine requires an Epson MX-80 or MX-100 with Grafrax or Grafrax Plus.

Virginia Micro Systems says that the new FX printers support the program, and that a patch is on the way for Star Gemini owners. (I tried printing a sign on a Gemini 15 and got an extra line feed after every printing pass, resulting in spread-out letters like those painted on roads at crosswalks.)

After you've given the print com-

mand and entered the number of copies desired (one to 10), the program displays the reassuring message "I'm working!" while it prepares program instructions—a pause of half a minute for a modest sign, longer for giant banners.

Then the Epson takes over, producing impressively legible, high-resolution hard copy while you go have a sandwich or raise a family.

The Banner Machine prints unidirectionally and slowly. A simple "Read 80 Micro" sign with a thin border took eight minutes; a long banner for a company softball game took the better part of an hour. The program's dense dot pattern is also hard on ribbons.

But if you have fresh ribbons and sufficient patience, the Banner Machine makes your words look good. Schools and store owners who have to post a lot of bills and who can afford \$49.95 are probably its most likely buyers, but interested amateurs might like to play with it, too. The banner was better than the softball game. ■

**NEW PRINTERS ADDED! FIND YOURS BELOW.**  
Good This Month

**RIBBON SALE** *PRICES SLASHED!* **Exact Replacements**

**RADIO SHACK · CENTRONICS · COMMODORE · EPSON · ANADEX · BASE 2 · IBM · C. ITOH · IDS · DATA ROYAL · OTHERS**

PRINTER MAKE, MODEL NUMBER (Contact us if your printer is not listed. We can probably RELOAD your old cartridges.)	RIBBON SIZE Inches by Yards	INSERTS EZ-LOAD™ DROP IN, NO WINDING! EXACT REPLACEMENTS made in our shop. Cartridges not included.	RELOADS You SEND your used CARTRIDGES to us. We put OUR NEW INSERTS in them.	NEW CARTRIDGES (from the various manufacturers. Subject to availability.)	SILVER DOLLAR WIND to LOAD WHY DO WE SELL THESE?  This is the type ribbon you get if you order from our fellow advertisers. We sell them for less since we make them ourselves. Do you really like the mess and inconvenience of unwinding and dumping this type ribbon into a wastebasket or out on a newspaper and/or winding it into your cartridge? We don't know why these are being sold. Computers should simplify your life, not make it more complex just to save a few pennies. You are welcome to order these if you cannot afford our EZ-LOAD™ INSERTS, RELOADS, or NEW CARTRIDGES. But BEWARE! You now know how to avoid disappointment. One more caution: be sure to check the length of any ribbon BEFORE you buy it. For instance, an MX-100 ribbon should be 30 yards long, not 20 as in the MX-80.
ANADEX 9000 Series BASE 2	1/2" x 30	\$18/3 \$88/12 \$380/72	\$ 8/1 \$ 7 ea./2 or more		
	1/2" x 20	\$15/3 \$54/12 \$288/72	\$ 7/1 \$ 6 ea./2 or more	\$30/2 \$87/ 6 \$168/12	
C. ITOH Prowriter 1550-8510 NEC 8023	1/2" x 18	\$15/3 \$54/12 \$288/72	\$ 7/1 \$ 6 ea./2 or more	\$18/2 \$48/ 6 \$ 98/12	
	1/2" x 18	\$15/3 \$54/12 \$288/72	\$ 7/1 \$ 6 ea./2 or more	\$18/2 \$48/ 6 \$ 98/12	
RADIO SHACK DAISY WHEEL II CARBON FILM (1419) COLORS RED GREEN BLUE BROWN LONG-LIFE FABRIC (1448)	DWP 410			\$18/3 \$72/12 \$432/72	
	1/4" x 145	\$24/6 \$42/12 \$234/72	\$ 5 ea. 3-11 \$ 4 ea. 12 or more	\$18/3 \$60/12 \$348/72	
LP I-III-IV 700 Zip-Pack (1413) DMP-200, 120 (26-1483) DMP-500 (26-1482) DMP-2100 (26-1442) LP III-V (26-1414) LP VI-VIII DMP-400 (26-1418) LP VII DMP-100 (26-1424)	1/4" x 130	\$30/6 \$52/12 \$288/72	\$ 6 ea. 3-11 \$ 5 ea. 12 or more	\$21/3 \$72/12 \$420/72	
	1/4" x 25 (Not EZ-load)	\$21/3 \$78/12 \$510/72	\$ 8/1 \$ 7 ea./2 or more	\$20/2 \$58/ 6 \$112/12	
EPSON MX 70-80 IBM MX 100	1/2" x 20	\$15/3 \$54/12 \$288/72	\$ 7/1 \$ 6 ea./2 or more	\$27/2 \$81/ 6 \$162/12	
	1/2" x 20	\$15/3 \$54/12 \$288/72	\$ 7/1 \$ 6 ea./2 or more	\$24/2 \$72/ 6 \$144/12	
CENTRONICS 352/352/8000 Series COMMODORE 8023P	1/2" x 15	\$18/3 \$88/12 \$360/72	\$ 8/1 \$ 7 ea./2 or more	\$27/2 \$81/ 6 \$162/12	\$12/3 \$44/12 \$252/72
	1/2" x 20	\$15/3 \$54/12 \$288/72	\$ 7/1 \$ 6 ea./2 or more	\$15/2 \$42/ 6 \$ 78/12	\$12/3 \$44/12 \$252/72
WORRIED ABOUT ORDERING BY MAIL? Relax. We've been in business for many years and can please the smallest and largest account. You receive some of the finest ribbons available made of our own exclusive IMAGE PLUS + (m) fabric and carbon film. Our ribbons fit your printer exactly. COMPARE, but BEWARE! We order all our competitor's products and are amazed at what we get. Have you ever received a new fabric ribbon you had to unwind and dump out on the table before you could use it? We have. Or, carbon film inserts that had no end-of-ribbon sensor? Or, cartridges with only HALF enough ribbon WITHOUT a Mobius Loop? (No bargain at ANY price!) We use the latest state-of-the-art production equipment and are blessed with a fine, dedicated staff. We guarantee everything we make, period. Our ribbons are made fresh daily and our goal is to ship your order within 24 hours. Write for our brochure, price list, and newsletter. INK SPOTS™.	5/16" x 14	\$15/3 \$54/12 \$288/72	\$ 7/1 \$ 6 ea./2 or more	\$15/2 \$42/ 6 \$ 78/12	\$11/3 \$40/12 \$228/72
	Inser Loop			\$18/2 \$48/ 6 \$ 98/12	
	1/2" x 20	\$15/3 \$54/12 \$288/72	\$ 7/1 \$ 6 ea./2 or more	\$14/2 \$36/ 6 \$ 66/12	\$12/3 \$44/12 \$252/72
	1/2" x 30	\$18/3 \$88/12 \$360/72	\$ 8/1 \$ 7 ea./2 or more	\$24/2 \$69/ 6 \$132/12	\$15/3 \$54/12 \$288/72
	1/2" x 70/85		\$14/1 \$13 ea./2 or more		
	1/2" x 12	\$15/3 \$54/12 \$288/72	\$ 7/1 \$ 6 ea./2 or more		

SEND CHECK, MONEY ORDER, or COD TO

**BCCOMPCO** ✓ 152  
800 South 17 Box 246  
SUMMERSVILLE, MO 65571  
CALL FOR LESS ON SATURDAY! 8:30 to 5:00 (CT)  
(417) 932-4196

WE PAY UPS SHIPPING ON PREPAID ORDERS. PLEASE INCLUDE STREET ADDRESS for UPS DELIVERY. FOREIGN ADD 15% U.S. FUNDS.

**COST PLUS 10%**  
RADIO SHACK COMPUTERS · SOFTWARE · SUPPLIES · ACCESSORIES  
Call Bob Case or write for our COST PLUS 10% FLYER !!!

*Bob Case* President



★★★★★

**Electronically Speaking:  
Computer Speech Generation**  
John P. Cater  
Howard W. Sams & Co. Inc.  
4300 West 62nd St.  
Indianapolis, IN 46268  
Softcover, 230 pp.  
\$14.95

by Jerome I. Weintraub

**E**lectronically Speaking provides you with a great deal of information on speech generation with your computer. The book details the physiology of human speech, the history of synthetic speech, human speech reproduction, and synthetic speech generation. It also reviews current synthetic speech technology, describes a variety of uses for synthetic speech, and outlines the etiquette associated with synthetic speech.

Electronically Speaking uses many photographs, charts, diagrams, tables, flowcharts, wiring circuit diagrams, and



other visual aids to give you a comprehensive guide to speech production. It is technically complete and exact, yet surprisingly easy to read and understand.

If you'd like to develop your own

synthetic speech generator, you'll want to study the chapters that analyze creation of human speech. Cater clearly explains the complex mechanics required to produce various vowel and consonant sounds. The detailed description of the relationship of human to computer speech production shows you what you'll need to make your computer speech sound human.

The book includes tables of the 100 most frequently spoken words and their frequencies, the 39 speech sounds that occur most often, and the relative power (loudness) of 32 speech sounds to help you construct your own synthetic speech system. These tables are followed by a comprehensive list of words you can use to test your system or one you might be thinking of buying.

Some hints help you avoid programming regional dialects into your system. On the other hand, maybe you'd like to know how to give your computer a southern accent.

It's not enough to teach your computer to speak. You need to get people

**SPECIAL WHOLESALE MAIL ORDER PRICES**

**SCOTCH DISKETTES**  
**\$20.95**  
PER 10-PACK  
(5 Box Minimum Purchase)  
5 1/4" Single Sided, Single Density



**\$19.95**  
SCOTCH HEAD CLEANING KITS  
5 1/4" & 8" KITS

**SCOTCH DISKETTES**  
**\$22.50**  
(1 Box Purchase)  
5 1/4" Single Sided, Single Density  
(\$49.95 VALUE)

**LIMITED TIME OFFER**  
**FREE CREDIT CARD CALCULATOR**  
(With Purchase of any 5 - 10 Pack Boxes)

- Hard Storage Boxes
- Pull Tabs & Labels
- Individual Envelopes
- Lowest Wholesale Prices in the Industry
- Lifetime Warranty on Workmanship of Diskettes

Single-Day Processing on Most Orders

CALL ABOUT OUR FULL LINE OF WORD PROCESSING EQUIPMENT INCLUDING MINI CASSETTES, COMPUTER TAPE, DISK PACKS, STATIC MATS, ETC.

**DISKETTE JUNCTION**

5918 SMITH ROAD • CLEVELAND, OHIO 44142  
OHIO RESIDENTS (216) 676-5640 TOLL FREE (800) 321-5134  
Visa • MasterCard • Checks • Money Orders • C.O.D.  
(Plus Handling)

**CONVERT MOD III BASIC TO MOD 4**

**Good News!** The Model 4 is twice as fast as the Model III.

**Bad News!** Model III disk BASIC programs only run at half speed on the Model 4.

**Best News!** "CONV3TO4" will automate many of the changes required to convert Model III BASIC programs to Model 4 BASIC. Your Model III BASIC programs will run twice as fast as they do now, and your manual conversion efforts will be vastly reduced.

In minutes this powerful utility can insert all required spaces, recalculate PRINT@ addresses, adjust TAB ( ) addresses, insert correct exponentiation symbols, and flag and list unresolved line numbers.

Other options enable your programs to run even faster - remove REM's, comments, down arrows, and unnecessary spaces.

Or, format your programs and make them easier to read and debug - insert down arrows and indent between multiple instructions, IF, THEN, and ELSE statements.

I agree, it's foolish to run my Model III disk BASIC programs at half speed on the Model 4. Send me "CONV3TO4" today! Enclosed is my check/money order for \$49.95 plus \$2.00 for shipping/handling (NJ res. add 6% sales tax).

NAME: \_\_\_\_\_

STREET: \_\_\_\_\_

CITY: \_\_\_\_\_ STATE: \_\_\_\_\_ ZIP: \_\_\_\_\_

**EDUCATIONAL MICRO SYSTEMS, INC.**  
P.O. Box 471, Chester, New Jersey 07930  
201-879-5982

to listen attentively and understand its speech. One of the more interesting chapters discusses these issues under the topic of computer speech etiquette.

By etiquette, Cater means getting someone's attention, interrupting, adjusting speech volume to overcome other sounds in the area, and knowing when to repeat something. This chapter helps resolve these issues for a computer speaker.

**Speech Generation Types**

Cater discusses the three fundamental types of speech generation. The waveform encoder converts actual speech into digital code that you record on disk and play back as you wish. Cater compares this method to a photograph of human speech.

Phonetic synthesis produces synthetic computer-generated speech. This method is like an oil painting of human speech.

Mathematical reconstruction of actual speech (called LPC synthesis) is the technique used by Texas Instruments in their Speak and Spell game and by automobile manufacturers in warnings or safety checks.

Cater deals with these three techniques in great detail. He uses a tachometer analogy to explain the relative bits per second (bps) usage of each: The phonetic synthesis type uses 100-800 bps of speech, LPC synthesis uses 1,200-5,000, and the waveform coding uses 16,000-120,000.

For example, the word *Hello* uses 4-30 bytes for the first speech type, 45-188 for the second, and 600-4,500 for the last type. On a 48K computer, you can store over one hour of speech using the phonetic type, up to 5.3 minutes using the LPC type, and up to 24 seconds using the waveform coding method.

The waveform coding system uses a speech sampling approach, converting each sample to digital code for computer purposes. The more often it samples the actual speech, the closer the computer's speech approximates the human's speech input. Flowcharts, programming samples, and circuit wiring diagrams give you the necessary information to produce waveform coded speech.

*Electronically Speaking* describes phonetic synthesis in text and diagrams that show you how to get your computer to

produce vowel and consonant sounds that approximate human speech. Cater points out the need for a sufficient number of sounds or phonemes (discrete, fundamental speech sounds) to make the speech more intelligible.

Some commercial synthesizers use only 32 phonemes, while others provide hundreds. You should be aware of this

*"It's not enough  
to teach your computer  
to speak. You need  
to get people  
to listen attentively..."*

important characteristic of a commercial synthesizer when shopping for a unit.

The LPC speech method is characterized as "...one of the most rapidly growing techniques for speech synthesis." Because of its complexity, Cater describes only some of the hardware available, and doesn't give the "...10 to 20 pages of...nothing but equations" needed to construct an LPC speech generator; he does provide a bibliography to guide you to the necessary mathematics.

Cater points out the advantages and disadvantages of each system. For example, a disadvantage of LPC is its reliance on a prerecorded vocabulary: "To the home computer enthusiast, the encoding cost of \$20 to \$200 per word becomes rather prohibitive." To an automobile or toy manufacturer who produces thousands of units with the same vocabulary, the unit cost is quite reasonable.

**More Information**

Chapter 7 describes and analyzes off-the-shelf speech synthesis systems of all three types. Photos, diagrams, and textual descriptions are helpful.

Specific information includes type, size, speech capability, compatible computers, and prices of seven waveform coding systems: Centigram's Lisa, Cheaptalk TRS-80, Computalker Consultants' Compucorder, Micromint's Micromouth, National Semiconductor's Digitalker, Telesensory Speech System's Series III, and Voicetek's Cognivox VIO.

The four phonetic synthesizers reviewed include: Kurzweil Reading Machine KRM, Micromint's Sweet Talker, the Votrax SC-01A, and the Votrax Type 'N Talk. Since I own and use the Type 'N Talk extensively, I can verify that Cater's description of it is completely accurate.

The commercially available LPC synthesizers reviewed include two by Hitachi, three by Telesensory Speech Systems, three by Texas Instruments (including Speak and Spell), the Echo II and Echo-GP by Street Electronics, and two systems by Speech Technology Corp.

Manufacturers' addresses are listed in Appendix C for easy reference if you're interested in sending for literature or ordering units.

If you don't have a computer-produced speech application in mind before you read the book, Cater covers several interesting ideas in Chapter 8. He describes a talking clock, games, fun projects like a Halloween greeting for trick-or-treaters, aids to the handicapped, a talking home security system, and a voice security lock.

As in other chapters, flowcharts describe most of these applications. I'm fascinated by Cater's idea of using the computer to teach a talking bird to speak. You can set up the monotonous repetitions while you're at work, but your bird might sound like a robot when it finally speaks!

Appendix A contains a 14-page glossary of terms, Appendix B is a bibliography, and Appendix D is a collection of 13 everyday working circuit diagrams that you might use separately or in conjunction with other speech synthesis circuits.

This book's only shortcoming, which Cater himself points out, is that the state of the art for computer-produced speech is constantly changing and improving. Although the book is copyrighted 1983, some of the material seems to be late 1982.

All the contents are significant, but future developments could make some of the present hardware obsolete. However, this same comment applies to every aspect of the computer field, so I won't overemphasize it. *Electronically Speaking* is an extremely valuable guide to teaching your computer how to talk. ■

# ABSOLUTELY PHENOMENAL!

**FUN**





## THE BLACK HOLE

Your forces have destroyed the Dorfian fleet as they attacked the galactic empire. Now, only their leader is left — hiding at the bottom of a black hole. Your mission is to seek him out and destroy him, once and forever!

An innovative game with no second chance — be perfect or die!

Tape — \$19.95  
Disk — \$24.95



## APPLE PANIC

A space farmer, your life is peaceful until your crop of apples becomes crazed and turn on you. Now, you're backed up to the ladder wall where your only hope is to dig holes in the floors to trap and eliminate your pursuers.

"Enjoyable ladder-climbing game... may be well on its way to the top of the charts" — CREATIVE COMPUTING

Tape — \$19.95  
Disk — \$24.95

**FAST ARCADE ACTION**

**JOYSTICK COMPATIBLE**  
FOR THE TRS-80, LEV 2, MOD I/III

WRITTEN BY Y. LEMPEREUR

**INCREDIBLE REAL-TIME GRAPHICS!**






## BABE TERROR

Returning home from a long voyage, you find your castle surrounded by a strange labyrinth. Your servants have betrayed you and built the walls to prevent your return. Bables and other strange creatures now roam the maze. Can you overcome all to reclaim what is rightfully yours?

"An incredible maze game — the best we've seen for the TRS-80" — BIG FIVE SOFTWARE

Tape — \$19.95  
Disk — \$24.95



## TIME RUNNER

Join the first intergalactic "space rush." Territory is yours for the taking — only watch out for the defenders and the perils of vanishing hyperspace. A no-nonsense struggle for wealth... and survival!

"An excellent and innovative game" — SOFTSIDE  
"Time Runner is video gaming stripped down to its essentials" — 80 MICRO Tape/Disk — \$24.95



## MAD MINES

The force has laid siege to your planet with an ever tightening force field. Mad mines are being sown into your diminishing life space. You'll need quick reflexes and perfect aim to destroy them and survive.


"The graphics are absolutely state-of-the-art... one of the most professional arcade games available." — CREATIVE COMPUTING

Tape — \$19.95  
Disk — \$24.95

All games are 100% machine language for top quality graphics, voice and sound effects. Games are for the TRS-80 Lev 2, MOD I/III and are joystick compatible. Specify tape (16K) or disk (32K). Tape version will not transfer to disk.



Please see your local computer software dealer for FUNSOFT products. Should you desire to order direct, please add \$2.00 for postage. California residents add 6 1/2% sales tax. Outside USA, please add \$5.00. VISA, MasterCard accepted — write in with card number and expiration date.



# The Best Just Got Better


**Introducing the new Strobe Models 260 and 200 Graphics Plotters.** How do you make the world's most cost-effective graphics system even more remarkable? Simple. Make it easier to use, more powerful, more versatile and more attractive. The hard part is doing all of the above while holding the line on a very affordable price. With the new Models 260 and 200 Graphics Systems, Strobe has done it all. And the benefits are all yours.

The Strobe 260 is the first eight-pen plotter and software package available for under \$1,000. With just a few keystrokes on your computer, the system produces superb high-resolution charts, drawings and transparencies with up to eight automated color breaks. The even more economical Model 200 produces the same wide range of graphics with a single pen which may be changed manually.

The new Strobe plotters interface with virtually every popular microcomputer made today, including the Apple II, IIe and III, Victor, IBM PC, Kaypro

and Osborne systems. What's more, the StrobeWare software programs provide every graphic format you will probably ever need, including multicolor pie charts, bar graphs, line graphs, text processing, and a broad selection of symbols and character styles. To further increase your capabilities, the new Strobe systems also interface with over 40 other popular graphics programs.

Every feature of the new Strobe Graphics System is designed to give you the highest quality graphics quickly, easily and inexpensively. The system also looks very nice on your desk. So visit your local dealer today and see how much better the best can be.



Apple II, IIe and III, Victor, IBM PC, Kaypro and Osborne are trademarks of Apple Computer, Inc., Victor United, Inc., International Business Machines Corporation, Kaypro Corporation, and Osborne Computer Corporation, respectively.



**Strobe Inc.**  
897 5-A Independence Ave.  
Mountain View, CA 94043  
415/969-5130

**The Strobe Graphics System**  
Seeing is believing

★★★★★

**LED—The LDOS Text Editor (\$29)****FED—The LDOS File Editor (\$19)****Utility Disk #1 (\$39)****Filter Package #1 (\$29)****Filter Package #2 (\$29)****MEMDISK (\$29)****I/O Monitor (\$19)****Logical Systems Inc.****8970 North 55th St.****Milwaukee, WI 53223****Models I and III****LDOS, one disk drive**

by John B. Harrell III

Unlike many of its competitors, Logical Systems Inc. provides its operating system with comprehensive utilities that are totally integrated into LDOS. You'll appreciate how this excellent user support enhances LDOS's powerful manipulation of your computer.

The utilities package I received from Logical Systems contains a wealth of software at affordable prices. I'll present a concise evaluation of each utility so you can judge its worth for your system.

**LED—The LDOS Editor**

LED is a general purpose screen-oriented text editor that lets you generate standard ASCII files rapidly. It's useful for preparing KSM (keystroke multiply) and JCL (job control language) files. Unlike the Build command, you have full control of entering, deleting, and editing a file.

LED allows easy creation and editing of large ASCII text files. Text files are limited only by the amount of free memory. On a 48K machine, approximately 36K is available for text buffer. This includes preparing text files for EDAS (the editor/assembler, MISO-SYS), Pascal source files, and a variety of other uses. Full cursor positioning and other features such as auto-indentation are available through the arrow keys.

With the LDOS keyboard driver (KI/DVR) installed, all ASCII characters are available from the keyboard. LED displays all characters in the range of X'20' (blank) to X'BF' (large graphics block).

You access all LED's commands using the keyboard's numeric row, the

clear key, and the shift and clear keys. If you must enter special codes not available from the keyboard, LED provides a HEX function to let you enter bytes as hexadecimal (hex) digit pairs.

LED supports generation of KSM files. When you use them with the KSM filter, these files allow entry of phrases with a single keystroke combined with the shift and clear keys. LED allows quick generation of KSM files by providing you with a prompt containing the key labels ready for entry of the string values.

When you complete the KSM file, you can easily remove the KSM labels by using the UNMK (unmark) command to remove the block markers and all data contained between them. LED enters this mode automatically whenever the input file name contains the extension /KSM.

If you've used a screen-oriented word processor such as Electric Pencil, you're already quite familiar with LED's operation. The documentation is of the same high quality as that provided with LDOS, and you'll have no trouble learning the commands.

**FED—The LDOS File Editor**

FED is an all-purpose file-oriented editor that provides the advanced user with the necessary resources to manipulate files. Even the novice user will find it easy to experiment with FED and learn more about file structure.

The original version of FED is a file editor that doesn't allow manipulation of disk structures at the cylinder/sector level. LSI has announced an enhancement called FEDII (\$39) that provides all these capabilities.

FED has some powerful functions not found in other file editors. These are particularly useful to the Assembly/machine-language programmer. Various functions display the load address of the byte currently under the cursor, locate the byte at the specified load address, and position the file to the beginning of the next load block.

I can't imagine how much time I've spent looking through a CMD file for the appropriate load point to make a modification. This feature is a tremendous help.

**LDOS Utility Disk #1**

The LDOS Utility Disk provides you with 14 utilities specifically written for

LDOS. See Table 5 for a complete listing of these utilities and their functions.

One of the simplest, most useful routines, High/CMD, displays the value of HIGH\$ (4049 hex) and then displays the load address and name of each active routine. Routines must conform to the linkage specified for LDOS filters and drivers to have displayed names.

This routine, coupled with the Device command, lets you maintain full control of the routines you've activated and the special features in effect.

DCT/CMD displays the Drive Code Table information for any of the eight logical drives allowed in the system. The display is fully formatted and quite comprehensible. Once the information is displayed, you can edit and modify any parameter in the DCT.

You edit by answering basic questions; DCT performs the actual modification of the bit patterns. This is an extremely powerful option for the advanced user.

**LDOS Filter Packages #1 and #2**

The LDOS Filter Packages #1 and #2 provide a comprehensive set of filters (and some other routines) designed to efficiently process input and output character streams. See Tables 6 and 7 for a complete listing of the filters and routines in each package, with a brief description of each filter's function.

A filter is a machine-language routine that monitors input from or output to a device and performs some special function when it recognizes specific characters. You can use these functions to perform control functions such as shifting printer fonts or to perform an alteration of the data in the input/output stream.

The two most powerful filters, XLATE and MAXLATE, allow code translation of any and all characters appearing in the input/output stream of any device.

Picture the simple task of communicating between computers. If both computers process ASCII data, communication is simple assuming that the machines are properly configured. Now imagine the TRS-80 (in ASCII format) attempting to communicate with an IBM host computer (in EBCDIC format). You must translate information from ASCII to EBCDIC to send it to the host and from EBCDIC to ASCII so it is received by the TRS-80.

XLATE can easily perform this

function using a translation table. Translation tables for XLATE and MAXLATE are ASCII character files containing the replacement instructions. You can create them using the Build command or LED.

MAXLATE expands the power of XLATE by allowing the substitution of zero to 255 characters (bytes) for any intercepted byte. For example, MAXLATE can automatically expand simple 1-byte control codes into the multibyte sequences required to control your

printer's special features. MAXLATE provides all XLATE's other functions as well. The power of this filter is boundless.

One excellent feature of both filter disks is inclusion of the source code for all the filter files in EDAS assembler format. You can easily modify any of the filters to include features important to you. This is a valuable way to study the principles of good programming. Each of these source files is well written and highly documented.

## MEMDISK—Disk Drive in Memory

It's exceptionally easy for an advanced programmer to integrate anything into the LDOS system due to its clear technical documentation. The MEMDISK/DCT driver provides evidence of this by implementing a small RAM disk in high memory (the user selects variable size).

MEMDISK is easy to install using the System command and functions similar to any other disk drive. All standard disk input/output commands operate

File Name	Description
COMP/CMD	Compares two files, parts of files, disks, or parts of disks in a character-by-character match, displaying areas where the two don't match.
DCT/CMD	Displays the Drive Code Table for any of the eight logical drive numbers to the screen. Allows direct modification of the DCT.
DIRCHECK/CMD	Checks the disk directory for errors and displays error summary. Attempts to fix detected errors.
FIXGAT/CMD	Attempts to repair an unusable Granule Allocation Table (GAT) in the directory of an LDOS formatted disk.
HIGH/CMD	Reports the addresses of routines using high memory addresses and the current value of HIGH\$. If routines conform to the LDOS standard, reports the name and entry point of each.
MAKE/CMD	Allows creation of a disk file filled with the character of your choice.
MAP/CMD	Lists the allocation of existing (and some deleted) files by extent, cylinder, sector, and granules.
RAMTEST/CMD	Performs a read/write/verify test of all user memory.
RDTEST/CMD	Reads the entire disk to see if it is totally accessible.
READII/CMD	Performs the transfer of Radio Shack Model II formatted disks to an LDOS formatted disk (requires 8-inch disk drives).
READ40/CMD	Used in conjunction with Format, Backup, Copy, and CONV, allows reading a 35- or 40-track disk in an 80-track disk drive.
TYPEIN/CMD	Lets the user construct a sequence of characters that acts to control the operating system or an applications program. Similar to the use of JCL, but TYPEIN lets the user control programs using keyboard routines such as INKEYS.
UNKILL/CMD	Reinstates a specified file previously deleted by using Kill or Purge.
WRTEST/CMD	Writes to a previously formatted disk to verify that the disk is accessible.

Table 5. LDOS Utility Package #1.

File Name	Description
CALC/FLT	A keyboard filter used in conjunction with KI/DVR to perform hexadecimal/decimal/binary conversions and hexadecimal arithmetic.
LINEFEED/FLT	An output device filter to remove or add a line feed (0A hex) after each end-of-line character (0D hex).
LISTBAS/FLT	A filter used with the display or printer to restructure the appearance of packed Basic programs.
LOWER/FLT	Two filters used with any device to convert alphabetic characters in the range of A to Z to all upper- or lowercase letters.
MONITOR/FLT	Filters any device capable of output, monitors for special characters, and substitutes special symbols for the characters.
PAGEPAWS/FLT	Filters the printer output and causes the system to pause whenever a top-of-form character is encountered, allowing page changing.
REMOVE/CMD	Reads a specified file and removes all the specified characters. Essentially a copy function with bytes matching the specified pattern not copied.
SLASH0/FLT	Allows those printers capable of backspacing to print a slashed zero character if that character isn't part of the normal character set.
STRIP7/FLT	Used with any device to strip (remove) the high bit off each character passed, converting characters outside the normal ASCII range to ASCII.
STRIPCNT/FLT	Applied to any output device to convert control characters and characters outside the normal ASCII range to a pound sign (#).
TITLE/FLT	Used with the printer to allow titling of printed output. You can include the system date and time as part of the title.
TRAP/FLT	Used with any output device to trap and throw away any character passing through it.
XLATE/FLT	Used in the input and output path of any device to perform a code translation. Two translation tables convert the keyboard into Dvorak and translate to/from ASCII/EBCDIC codes.

Table 6. LDOS Filter Package #1.


**THE**  
**BT**  
ENTERPRISES  
**COMPUTER CONNECTION**

**ADD THE BI-TECH  
BAR CODE READER  
TO YOUR RADIO SHACK  
MODEL 100**

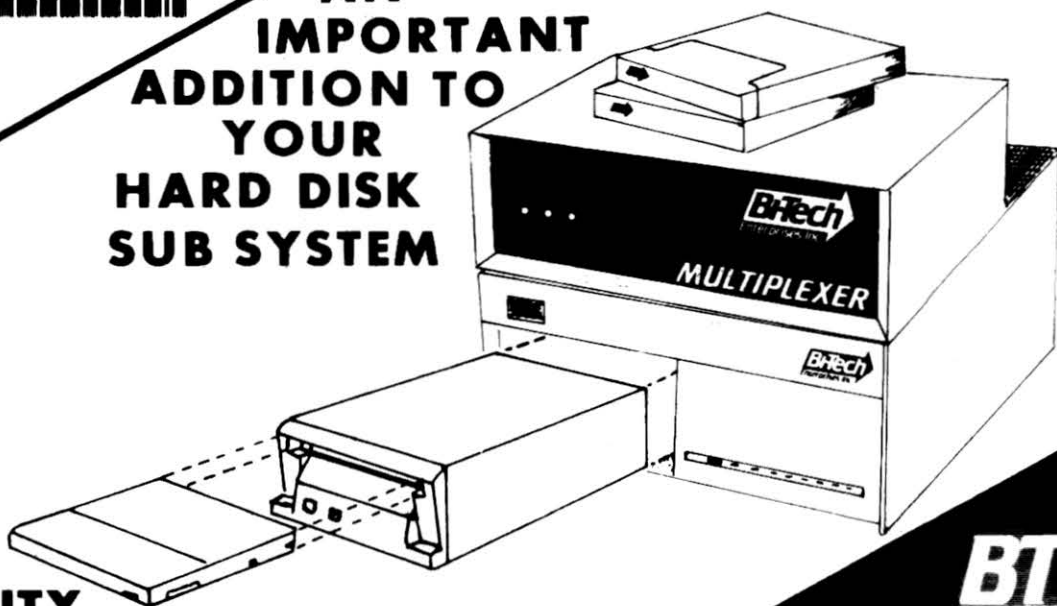
**\$279.95**  
**COMPLETE**

*includes  
Demonstration  
and Software*

**THE  
BI-TECH  
REMOVABLE  
CARTRIDGE HARD  
DISK DRIVE**



**AN  
IMPORTANT  
ADDITION TO  
YOUR  
HARD DISK  
SUB SYSTEM**



**NOW  
EXPAND  
THE  
CAPABILITY  
OF YOUR SUB SYSTEM WITH THE  
BI-TECH MULTIPLEXER**

*Computer Interfaces available  
for TRS80 and EPSON  
Coming soon IBM PC ,APPLE  
and more.*

**BT**  
ENTERPRISES

BT Enterprises Dept. 1k  
10B Carlough Road  
Bohemia, N.Y. 11716

BT Enterprises is a division of B-Tech Enterprises, Inc.

Dealer Inquiries Welcome  
Prices subject to change  
N.Y.S. Residents add tax

American Express, Carte Blanche,  
Diners Club, MasterCard & Visa

**Orders Only**  
800-645-1165 ✓ 300

**N.Y. call (516) 567-8155**

**516) 567-8155 (voice) (516) 588-5836 (modem)**

on MEMDISK, with the exception of functions such as Backup and Format that are specific to floppy drives.

MEMDISK consists of a short driver program and the memory allocated for disk storage. MEMDISK allocates disk tracks with one or two sectors (256 bytes) per granule, and each track consists of six granules.

This means that each track takes 1.5K or 3K bytes respectively. The number of granules per track and the number of tracks are selected after the driver is initialized on loading.

Forcing the disk operating system to use a combination of MEMDISK and system resident files as the system drive provides an overall speed increase that's hard to believe.

It isn't possible to copy all the disk

*"Monitor aids in the recovery of a file that has a parity error."*

operating system files to MEMDISK due to the file allocation methods used for disk files and the system's memory constraints.

For example, none of the system modules are exact multiples of 1.5K and each file contains wasted space. Therefore, the memory resources are expended rapidly. Also, because SYS6/SYS and SYS7/SYS (the library files) are ISAM (indexed sequential access method) files, you can't force them to reside in memory using the System

(SYSRES = x) command.

If you combine the features of the MEMDISK driver and the SYSRES option, you can store the entire disk operating system files in memory (on the MEMDISK or as resident system files). Once you've accomplished this, the System (SYSTEM = x) command can force execution of the operating system from MEMDISK and the files resident in memory. You can then remove the system disk in drive zero.

MEMDISK is also available on the Model 4 under TRSDOS 6.0. This lets you use the additional 64K of available memory for a RAM disk and increase system execution speed significantly.

**I/O Monitor**

The I/O Monitor monitors disk input and output operations, intercepts disk read and/or write errors, and offers you error recovery options.

Part of Monitor's operation is the display of a long form error message containing the error number with a full length error description, the filespec of the errant file, and the address of the call to the disk I/O routine.

You then have the option of ignoring the error, retrying the operation, continuing with the application program, or aborting the current program. These options provide valuable opportunities for you to manipulate files that otherwise might not be available.

For example, Monitor aids in the recovery of a file that has a parity error. Normally, reading this file gives a PARITY ERROR DURING READ message when the program encounters a bad sector. By ignoring the error during a file copy operation, Monitor transfers the file with no parity errors.

Some sectors might still have bad information, but FED can reconstruct them. This is an exceptional time saver when you're manipulating large files.

**The Bottom Line**

Many software houses produce good operating systems for the TRS-80. However, Logical Systems provides full support of the operating system, full user services, completely integrated utility support, and a desire to please their paying customers.

Their LDOS utilities are reasonably priced and, best of all, they work exactly as documented with no modifications by the user. ■

File Name	Description
COMMI/FLT	A communications filter designed for use with the LDOS RS-232 drivers. Provides testing for modem carriers, delay between characters, and line feeds and nulls after carriage returns.
DICTATE/FLT	Provides the ability to turn on/off the cassette recorder from the keyboard. Allows a typist to type dictation from the cassette recorder into a word processor.
DOSPEED/FLT	Regulates the speed of any LDOS output device, controlling the rate of characters output to the device. Useful for regulating the speed of the video display while allowing a long file listing to scroll.
KSMPLUS/FLT	Works essentially the same as the KSM/FLT provided with LDOS. Extended features include editing the KSM filter table, recall of date and time, and recall of the last LDOS command.
LCOUNT/FLT	Writes a line number preceding every line of text written to an output device.
MARGIN/FLT	Provides an additional method of establishing the left margin of printer output. Allows output of control codes to the printer, if needed, prior to printing the blanks for the left margin.
MAXLATE/FLT	Used with any device to provide translation of any byte (user defined key) into a group of characters from zero to 255 characters in length.
SLOSTEP/DCT	A high memory disk driver to allow proper functioning of certain disk drives.
VIDSAV/CMD	Provides the capability to store the contents of the video screen in memory and swap screen contents with the stored screen at the touch of a key. Proper use of the control codes allows similar processing from Basic.

Table 7. LDOS Filter Package #2.



# ADD A WORLD OF COLOR TO YOUR TRS-80

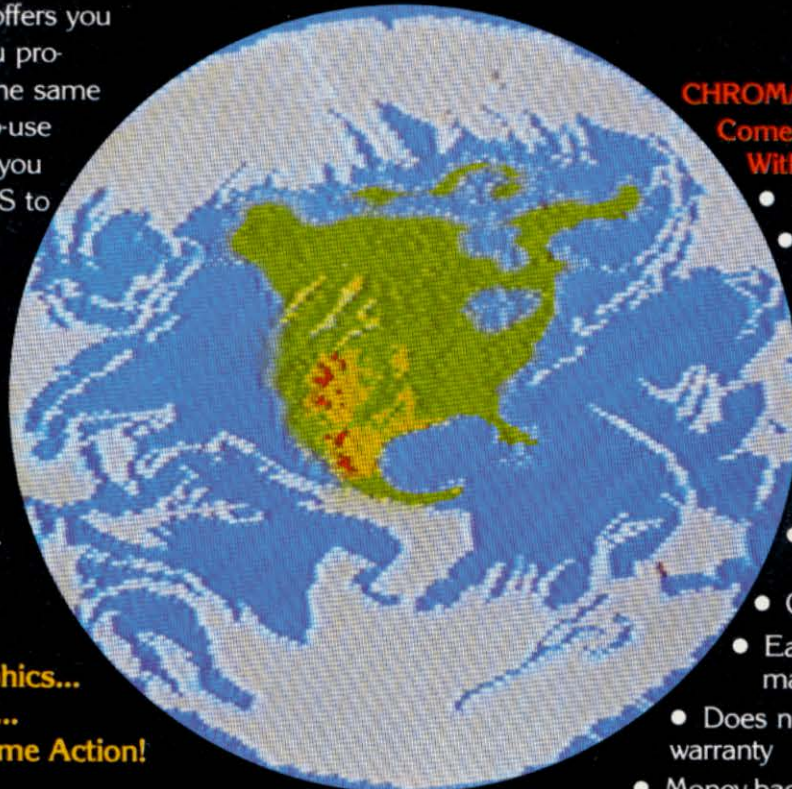
MOD I & MOD III

## CHROMAtrs<sup>TM</sup> MAKES IT HAPPEN

This powerful peripheral offers you 15 brilliant colors, lets you produce sensational effects the same day you plug it in! Easy-to-use "CHROMA BASIC" gives you 71 CHROMA COMMANDS to use in addition to regular BASIC. You can devise your own exciting games, plot points and lines, do 3-D rotations, translations, create a large range of sprite graphics, produce charts and graphs, and make great sound effects.

**Now You Can Create Spectacular Color Graphics... Exciting Sound Effects... Paddle & Joy Stick Game Action!**

**This is a quality product that can multiply the value of your TRS-80. Supplies are limited and prices subject to change. A word to the wise: Order TODAY!**



**CHROMAtrs<sup>TM</sup> Comes Complete With:**

- 15 vivid colors
- High resolution graphics (256 x 192)
- 2 Atari joystick and paddle connectors
- 3-D animation using sprite graphics
- 16k display RAM
- Programmability in BASIC
- LOGO language subset on disk
- One complimentary game
- Easy-to-understand operating manual
- Does not affect Radio-Shack warranty
- Money-back guarantee

All Illustrations Produced By CHROMAtrs<sup>TM</sup>



**ONLY \$199!**

(American Version. For European Version & accessories, see coupon below.)

I own a TRS-80  Model I  Model III  16K  32K  48K

<input type="checkbox"/> CHROMA BASIC (Previous owners only)	\$30
<input type="checkbox"/> CHROMAtrs assembled & tested, USA (with CHROMA BASIC)	\$199
<input type="checkbox"/> CHROMAtrs assembled & tested, European (except France)	\$230
<input type="checkbox"/> RF modulator with switch box	\$25
<input type="checkbox"/> Mod 1 ribbon cable	\$12
<input type="checkbox"/> Mod 3 ribbon cable	\$14
<input type="checkbox"/> Cassette software or Diskette software	(free with CHROMAtrs)
	(free with CHROMAtrs)
Subtotal	_____
N.Y.S. residents add 8.25% sales tax	_____
Shipping and handling (USA)	\$7.50
TOTAL	_____

Check one:  Check  M.O.  COD  M.C.  Visa

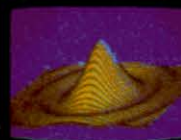

Account # \_\_\_\_\_ Exp. \_\_\_\_\_

Name \_\_\_\_\_

Address \_\_\_\_\_

City \_\_\_\_\_

State \_\_\_\_\_ Zip \_\_\_\_\_




**MICRO CONTROL SYSTEMS, INC.**

(Formerly South Shore Computer Concepts)

1590 Broadway, Hewlett N.Y. 11557  
Phone orders accepted (516) 569-4390

**LOAD 80**



**TO YOUR  
RESCUE**

# LET LOAD 80 RESCUE YOU

In the dawn of the computer age programmers needed the patience of Job to manually keyboard all the major program listings from a single issue of 80 MICRO.

Then LOAD 80 burst onto the scene and exploded that practice. Today thousands of TRS-80\* owners use LOAD 80 cassettes and disks every month. These time-conscious computerists spend more time enjoying all the benefits of those 80 MICRO programs.

LOAD 80 programs come directly from 80 MICRO giving you complete and detailed documentation right there in the magazine. And now, the new disk transfer system allows Model III users to run LOAD 80 disks without conversions. Save close to 30% on the single issue price by subscribing to LOAD 80 today (choose either monthly cassettes or disks).

Due to the tremendous popularity of color computing we are replacing COLOR LOAD 80 with INSTANT COCO. INSTANT COCO is the color loader backed by Wayne Green's new and exciting color computing magazine, HOT COCO. See the latest issue of HOT COCO for full details. We will still be offering from COLOR LOAD 80, "The Best of '82," and three volumes of color programs from 1983 issues.

Start enjoying all the benefits of the programs in 80 MICRO without all the programming hassels. Fill out the attached order form and send it to LOAD 80, 80 Pine Street, Peterborough, NH 03458. Or call toll free and use your Master Card, Visa, or American Express.

**\*\*ATTENTION MODEL III USERS\*\***  
New, Improved Operating System!  
—Ready To Run!!

## 1-800-258-5473

outside USA, phone: 603-924-9471

**NEW DISK TRANSFER SYSTEM ALLOWS LOAD 80 TO NOW BE RUN ON MODEL III SINGLE DRIVE UNITS WITH NO CONVERSIONS NECESSARY!!**

LOAD 80 is simply the listing from 80 MICRO. Use the KEYBOX accompanying each article as your guide to system configurations. LOAD 80 runs on the \*TRS-80 Model I and Model III computers only. COLOR LOAD 80 runs on the \*TRS-80 Color Computer only. \*TRS-80 and Color Computer are trademarks of Radio Shack, a division of Tandy Corp.

**Yes! Send me the November LOAD 80**

11-83

Disk \$21.47    Cassette \$11.47

Price includes postage and handling.

Foreign air mail please add \$.45 per item for postage and handling.

Please enter my subscription for one year, beginning with this month's issue.

Disk \$199.97    Cassette \$99.97

Foreign air mail please add \$25 per subscription for postage and handling.

Check/MO    MC    Visa    AE

Card# \_\_\_\_\_ Exp. date \_\_\_\_\_

Signature \_\_\_\_\_

Name \_\_\_\_\_

Address \_\_\_\_\_

City \_\_\_\_\_ State \_\_\_\_\_ Zip \_\_\_\_\_

LOAD 80•80 PINE ST. •PETERBOROUGH, NH 03458

**Yes! Send me COLOR LOAD 80**

QC11-83

1st Color Volume (Jan, Feb, March) @ \$11.47

2nd Color Volume (Apr, May, June) @ \$11.47

3rd Color Volume (August, September, October) @ \$11.47

"Best of '82" at \$16.47

Price includes postage and handling.

Foreign air mail please add \$.45 per item for postage and handling.

Check/MO    MC    Visa    AE

Card# \_\_\_\_\_ Exp. date \_\_\_\_\_

Signature \_\_\_\_\_

Name \_\_\_\_\_

Address \_\_\_\_\_

City \_\_\_\_\_ State \_\_\_\_\_ Zip \_\_\_\_\_

COLOR LOAD 80•80 PINE ST. •PETERBOROUGH, NH 03458

★★★★

**Quill**  
**Growth Associates**  
 1901 East 1st  
 Box 467  
 Newton, KS 67114  
**Model 100**  
**\$24.95 cassette**  
 by **Scott L. Norman**

The Model 100 sorely needs an auxiliary program to format printed output. Its built-in Text program has only one formatting command to control the length of a printed line.

Quill is a compact Basic program for the Model 100 that does the job. It gives you control over margins, line spacing, page length in lines, numbers, footers, and right justification. The footers are right-justified after the page numbers at the bottom of each sheet.

Quill is completely menu driven, and is small enough (roughly 1K) to be left permanently in memory. Since it's written in Basic, you can easily customize

the default settings for various format parameters.

You load and save the program just like any other Model 100 Cassette Basic file: type in LOAD"CAS:QUILL.BA" followed by "SAVE QUILL.BA". To use it, point the cursor to QUILL.BA on the computer's main menu and hit the enter key. The program prompts you for the name of the do-file you want printed, then displays the format menu.

Quill has defaults for all nine format parameters, and controls them with the computer's eight function keys. You can change a default for a single printing session by pressing the associated F key. F3 redefines both the top and bottom margins.

If you want to change one of the pair, you have to specify the other as well. When you're satisfied with the parameters, press the enter key to print.

The default parameters include double line spacing, the left margin at six spaces, the right margin at 70 spaces, top and bottom margins of four lines, 1

as the first page number, the page length equal to 66 lines, no right justification, and the footer equal to the file name.

Each parameter is associated with a Basic variable defined in a single line of the program. If you edit the line and exit to the Model 100's menu, you save your customized version of Quill; the eight-page instruction leaflet shows you how.

Most of the text I generate on my Model 100 is draft material, so I prefer a left margin of 10 spaces and a bottom margin of six lines. It took me just a few moments to change the program line accordingly, using Basic's Edit function. I can always override my new settings for any particular printout: I might like single spacing and right justification for correspondence.

Quill is essentially a Basic character-counting routine, so you might expect it to slow up printing operations. It does, but not by much.

As a test, I printed a 335-word file with the standard Print command and with Quill. I used my old Line Printer VII at 600 baud, and kept the number of

**If you've been playing  
 the I-know-I-have-it-  
 but-I-can't-find-it  
 Hidden Disk game, here's  
 a Push Button Solution**



The **ARRANGERii**. It makes your computer do all the work in organizing and maintaining your disk program library. It's the only system with an 11,000 program, 255 program name per disk capacity. The flow of operation is smooth and logical; you're never left with a blank screen. **ARRANGERii** marks your disks by recording a name on each disk directory track. It stores, recalls all disk information using random access for highest speed, automatically recognizes 35, 40, or 80 track Single, Double sided, S, D density disks and all DOS for TRS80 models IV, III, I (d, den).

**Triple-D Software**  
 Box 642 Layton, Utah 84041 (801) 546-2833  
 VISA MASTERCARD AMERICAN EXPRESS 489

**1-800-633-2252 ext. 460** new 24 hour toll-free order line!  
 VISA—MASTER CARD—C.O.D.—CHECK  
 9 Southmoor Circle, Kettering, Ohio 45429  
 [513] 294-3383 [12-6 p.m.] dealers & more info

**Gamester Software**

A SPECTACULAR GRAPHIC ADVENTURE EXPERIENCE!

**TROFF**

A FREE COPY of our next game will be given to EVERYONE who can successfully complete TROFF!!!

TROFF is Gamester Software's new epic adventure! There are over 1500 locations in this amAZing program! Your quest begins in the wild Amazon Jungle. You must discover the secret of the hidden TEMPLE that was built centuries ago by a forgotten ALIEN race! Once this is accomplished, you will be TELEPORTED to their hidden base on the MOON! Your mission: escape this awesome fortress and return to earth! Your task is not easy! Experience in adventure-playing is recommended for this program of sound & graphics!

\$19.95 cassette [can easily be transferred to disk] Model 1 or 3 16k

**MADAM ROSA meets E-Z**  
 (the Extraterrestrial's sexy SISTER)


A hilarious adventure! The fun really begins when these two famous characters meet inside Madam Rosa's Massage Parlor!

Sound and graphics! 16k model 1 or 3 tape [can easily be transferred to disk].

Imagine the possibilities...

\$15.00

379



line feeds constant by specifying a line length of 60 spaces for both printouts.

I set up Quill for single spacing, no justification, and a top margin of zero to further equalize the amount of print-head motion. I set left and right margins at 10 and 70.

The standard Model 100 printout took one minute and 17 seconds, while Quill required an additional 23 seconds. This isn't a trivial difference, but the Model 100 is still faster than my big writing machine, a Color Computer with Telewriter. Of course, the Model 100's parallel printer port has something to do with that.

Quill is a straightforward program that fills an obvious need. Its use quickly becomes intuitive; in fact, the existence of default settings means that most users won't have to think about Quill at all once they install it. Quill is a worthwhile acquisition for text-oriented Model 100 users.

Quill includes a second program, Size, that counts the number of characters in a do-file.

Prospective Quill users should be aware of one limitation: The program doesn't recognize Model 100 tab codes

so you should indent paragraphs by hand, using the space bar. It won't print most graphics characters either. ■

★★★★★

**Radio Shack DMP-2100**  
**Tandy/Radio Shack**  
**One Tandy Center**  
**Fort Worth, TX 76102**  
**Computer with standard parallel**  
**Centronics**  
**\$1,995**

by Jerry L. Latham

The Radio Shack DMP-2100 printer rivals daisy-wheel printers and IBM Selectrics that use standard ribbons. The secret of the extraordinary capabilities is the print head. Instead of the usual seven-, eight-, or nine-wire print head, the DMP-2100 uses a 24-wire print head. The fine print wire makes a dense character, and thus, a

high quality of print in certain modes.

The printer has several print modes: standard 10 characters per inch (cpi), standard 12 cpi, condensed 16.7 cpi, proportional printing, correspondence 10 cpi, and correspondence 12 cpi modes. A normal or elongated (double width) character print option is available for each mode. The printer also has two dot-addressable graphics modes.

The printer's maximum speed is 192 characters per second (cps) in standard 12 cpi mode. The slowest speed is 26 cps in elongated correspondence 10 cpi mode when set to print two or three carbon copies. In the proportional mode, the average speed for a single-part document is 100 cps.

Depending on the mode you select, the DMP-2100 prints anywhere from 68 to 226 characters per line. The standard

# UPGRADE

## Micro-Designs System-Upgrade for the TRS Model III and 4

The Micro-Design TRS-80 upgrade includes Micro-Design's exceptional MDX-6 disk controller board, one 40 Track Disk Drive, necessary installation cables and hardware. Will also control external 8" Disk Drive Systems.

FOR MORE INFORMATION & FREE LITERATURE  
CALL OR WRITE

**MICRO-DESIGN**  
6301 Manchaca Road, Suite B  
Austin, Texas 78745

Toll Free

**1-800-531-5002**  
Texas Res. call 512-441-7890

# \$399<sup>00</sup>

✓463


See our other ads on pages 192 & 27.



# Have you seen this ad?

## It's about ENB.

Southern Software's new relational database manager for TRS-80 Model I/III, all DOS.



ENB is a treat to use, with an integrated data dictionary to allow totally flexible datastructure (restructure without reblocking the database) and data-interdependencies of any complexity. Variable length fields, no record-length constraints, select on any field. High-level Basic interface (compatible with ACCEL3/4 Basic Compiler), plus file exchange with practically everything (Scripsit, VisiCalc, more). Holds up to 64K data items without data redundancy, spans up to 4 disk drives (or hard disk).

### Special Offer

Buy ENB before December 31, 1983 and receive EDIT full-screen Basic editor (\$40 value — you must enclose a copy of this ad!).

Scripsit™ Radio Shack, VisiCalc™ VisiCorp.

### Read the reviews . . .

"ENB is fascinating."  
— Wynne Keller, 80-MICRO, July 1983.

"ENB has no peer at the present time."  
— Jim Klaproth, 80-US, July 1983.

You've seen this ad about ENB.  
Now ENBase your data!



**ENB. \$140** + \$3 shipping  
CA add 6%

**Allen Gelder Software**

Box 11721 San Francisco, CA 94101 (415) 681-9371

136

misled me.

The hardware is more carefully constructed than the manual. It comes in a grey case, and is 21.7 inches wide by 15 inches deep by 5.9 inches high without sheet feeder or tractor feed. The DMP-2100 weighs in at 42 pounds. You can switch it between 110V/60Hz and 220V/50Hz for overseas travel.

The print head is rated for 200 million standard 10 cpi characters. Depending on whether your paper is single thickness or multicopy, it handles paper from 10 to 22 pound weight, in widths from 4 to 15 inches.

Controls on the printer are somewhat limited. An eight-position DIP (dual in-line package) switch inside the cover lets you choose the default parameters for print style, character set, and line feeds.

On the front of the machine are four controls: Test, Paper Feed, Restart, and On/Off Line. The Test and On/Off Line switches are obvious, but the other two deserve a few words.

The Restart control clears the out of paper alarm and the carriage overrun error. It also clears the paper jam alert condition, and stops the self-test func-

*“Overall, I am impressed with this printer. It’s fast and rivals many daisy-wheel printers in quality. You also have the added plus of dot matrix versatility.”*

tion. In most cases any data in the 136 character buffer is lost when you use this control.

You can use the Paper Feed control when the printer is off line to advance the paper. Pressing and quickly releasing this control advances the paper 1/24 inch. Holding down the control continuously advances the paper.

The printer doesn’t have a specific form feed control. Press in and turn the large carriage knob to align your paper. You can do this with the printer in the on or off line mode.

Four indicator lights on the front panel include separate Power and On

Line indicators, an Alert light, and a Paper End light. The Alert light handles all error conditions except Paper End.

Although the printer comes set up for friction feed paper, tractor feed is available at a reasonable price. The tractor feed is very reliable as long as the tension bar isn’t so tight that it causes page slippage.

The ribbons for the DMP-2100 list for \$13.95 each and are rated for 3 million characters. I assume that’s 3 million characters in standard 10 cpi mode. In the word processing mode using proportional print, the ribbon starts getting noticeably dim after about 100 pages. A ribbon re-inker is a wise investment with this machine.

Overall, I am impressed with this printer. It’s fast and rivals many daisy-wheel printers in quality. You also have the added plus of dot matrix versatility.

Some improvements are still needed, but they’re not in the area of print quality or dependability. If you’re ready to spend over \$2,000 for a printer capable of business correspondence quality printing, this is one machine you should seriously consider. ■

★★★★

**Speed-Up Kit 2.X**  
**Racet Computes Ltd.**  
**1855 West Katella Ave.**  
**Suite 255**  
**Orange, CA 92665**  
**Models II, 12, and 16**  
**\$99.95**

by **Caddy McCall**

The Speed-Up Kit from Racet Computes is a series of enhancements to TRSDOS 2.0, 2.0a, and 2.0b that considerably improves some of the operating system’s more exasperating quirks. Its main accomplishment is speeding up TRSDOS’s notoriously slow performance.

The kit isn’t available for TRSDOS II 4.1, but it lets you use double-sided drives on the Models 12 and 16.

The Speed-Up Kit first changes the date and time entry routine. You make these entries only once when you turn on the system, and don’t need to enter them again unless you turn off the system. Each reboot bypasses the request

for date and time, and uses the current settings.

The Verify Detect patch makes the system run faster than it normally would without Verify Detect while retaining this feature. The Logo patch eliminates the logo when you boot up TRSDOS.

With the Diagnostics patch you choose whether TRSDOS performs the diagnostics routines at each boot, only on power up, or not at all. The Fast System Load patch loads the system from your disk at five times normal speed.

On the Models 12 and 16 with double-sided drives, TRSDOS 2.0 can

access both sides of the disk. This is implemented as four single-sided drives rather than two double-sided drives.

You can assign drives zero and 2 to the left drive, and drives 1 and 3 to the right drive. This arrangement maintains total compatibility with your present system.

You can also assign drives zero and 1 to the left drive, and drives 2 and 3 to the right drive. This arrangement runs programs that require two drives, using only one real drive.

With the installation program, almost any arrangement is possible. Since you load the assignments at boot-up, you can boot one set of assignments on one disk and a different arrangement on the second disk. (This is confusing and I don’t recommend it.)

Selecting the double-sided drive option displays a graphics image of the selections made. You verify that the assignments are what you want. This function helps beginners understand the concept of logical and physical devices. It’s convenient for people who have trouble creating mental images of their logical assignments.

Verify	Detect	TRSDOS 256 Byte Records	Racet 256 Byte Records
On	On	62	43
On	Off	51	41
Off	On	46	26
Off	Off	36	25

Table 8. Seconds required to copy 100 records.  
 I don’t recommend using the Verify off mode.



# RIBBONS

TOLL FREE  
800-327-9294



**"Everything Your Computer Needs"**

PRINTER	RIBBONS EZ RELOAD	CARTRIDGES
<b>RADIO SHACK PRINTERS</b> Daily Wheel II Black	10 For \$24.95	3 for \$29.95 Re-Loading 6 for \$29.95 (DW II only) Non-Reloadable N/A
Brown/Blue/Red LP 1 2-4 LP 3 & 5 LP 6 & 8 (DMP 400)	6 For 24.95 4 For 18.95 3 For 13.95 3 For 13.95	
DMP 200 DMP 500	3 For 13.95 3 For 13.95	
<b>EPSON/BM</b> MX 70/80/90/F/1 MX 100 OKIDATA 80-82-83	3 For 18.95 3 For 18.95	<b>EPSON BRAND</b> 16.95 ea 21.95 ea 4 For 13.95
<b>CENTRONICS</b> 700/730/737/739/779 ZIP PACK CITOH 8510	4 For 18.95 3 For 13.95	✓ 190



**Creative Computer**

1236 E. Colonial Drive  
Orlando, FL 32803 USA

Department 80  
(305) 894-0789 (Florida)

Write For Free Catalog

Over 1000 items in Diskettes, Paper, Labels, Ribbons, Checks, Storage Boxes, Furniture, Binders and Hardware. Florida plus 5% tax.

Add \$2 For Shipping On Orders Less Than \$30

Most orders out in 24 hours with VISA, M/C, Money Order, AMEX, Cashier Check, Bank Wire and C.O.D. Personal check allow 10-14 days. Mail order only. Prices subject to change.

## TRACMASTER™ DATA CASSETTES

C10-\$11.95 DOZ. C40-\$14.95 DOZ.  
C20-\$12.95 DOZ. C50-\$15.95 DOZ.  
C30-\$13.95 DOZ. C60-\$16.95 DOZ.

**INCLUDES HARD NORELCO BOX**


Don't pay top dollar for warmed over audio cassettes with poor performance. Tracmaster cassettes are specifically designed for computer applications with a high output, low noise tape, digital pressure pad and large flanged rollers for smooth delivery and superior azimuth tracking.

**Cassette duplicating:** Mod 1, 3, Color, & Atari. Low rates, top quality. Call or write for rate sheet.

VISA, MC, and phone orders accepted. Mass. residents add 5% tax. Add \$1.75 shipping 1st dozen, \$.75 ea. additional. Free shipping on prepaid orders for 5 dozen or more. Write or call for rate sheet for large quantities. Dealer inquiries invited.



**SANDPIPER SOFTWARE**  
P.O. BOX 336  
MAYNARD, MA 01754  
(617) 568-8641



\*TRS-80 IS A TRADEMARK OF RADIO SHACK,  
A DIVISION OF TANDY CORP.

## TURNING THE PAGE TO A NEW DISKCOVERY

**MERLIN  
MAG-80  
FLOPPY DISK MAGAZINE**

*"The Magazine of the 80's"*

**A monthly publication to run on  
your TRS 80\* I, III or IV** (available soon  
for 12 and 16)

- Useful and entertaining programs.
- Innovative, ready to run Puzzles/Games.
- Informative, up to date articles.
- Reviews of latest Games, and programs.  
(These items offered at discounted prices).
- Articles submitted for publication are welcome.

First month's subscription \$10  
(includes diskette, mailer and return postage)  
Additional months only \$5 each.  
Send check, money order or inquiries to:

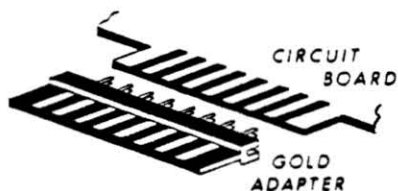
**HBH PUBLISHING, INC.**  
DEPT. B, P.O. Box 8470  
BOSSIER CITY, LOUISIANA 71113

✓318

# GOLD KIT

- Memory Faults?
- Programs Freezing Up?
- Worn Edge Contacts?

Oxidized tin contacts are trouble! **GOLD ADAPTERS** upgrade this vital link for better computer performance. Solder them over the tin in just a few minutes!



**TRS-80 Mod I/III \$29.50**  
 (kit of 6 adapters)  
 34/40 pin adapter 2/\$16.00  
 50 pin adapter \$10.50

Act now! Kit price \$34.50 after December 1.  
 Add \$1.50 shipping, \$5.00 overseas.

 **i tech, inc.**  
 P.O. Box 2167  
 Milwaukee, WI 53201-2167

Wisconsin Residents add 5% sales tax.

## REAL VOICE SYNTHESIZER/ANALYZER

OKI SEMICONDUCTOR'S REAL VOICE SYNTHESIZER/ANALYZER IS A REALITY FOR TRS-80 M 3 & 4™

NOT A KIT BUT A FULLY FUNCTIONAL SYSTEM. FULL DOCUMENTATION INCLUDED

### POSSIBLE APPLICATIONS:

- DIGITAL RECORD/PLAYBACK - VOICE OR MUSIC
- MULTI-LINGUAL ANNOUNCEMENT SYSTEM
- DIALER/DECODER
- VOICE RECOGNITION
- SOUND EFFECTS

SYSTEM INCLUDES POWER SUPPLY, SYNTHESIZER/ANALYZER, DISK WITH DRIVER SOURCE & SAMPLE RECORD/PLAYBACK PROGRAM.

KIT \$249.95  
 FULLY ASSEMBLED & TESTED 349.95  
 CONNECTOR CABLE 25.00

Above prices include shipping and handling.

FOR MORE INFORMATION CONTACT

**DATA DISPLAY CORP.**

**BOX 284**

**HANOVER, NH 03755**

**1-800-227-3800**

**Ext. 110 with orders only**



TRS-80 M 3 & 4 is trademark of Tandy Corp.

## REVIEWS

TRSDOS 2.0 recognizes only four logical drives. If the system contains more than two double-sided drives, you can't use the extra drives.

### Speed

My main interest in this product is the increased speed of TRSDOS 2.0's disk access. Depending on the type of records you process, the difference in time is astounding. The kit improves TRSDOS's speed by changing the disk access routines in the operating system.

You can't copy Racet's distribution disk but the company will replace it for \$15 if damaged. It has one feature I haven't seen before.

Two copies of the patching program are available. Only one of them is accessible to you, but a special recovery program lets you restore the original from the back-up copy. This assumes no physical damage to the disk surface.

If you want to modify many TRSDOS disks in the same manner, the Speed-Up Kit has provisions that modify the installation program so it automatically applies your upgraded system to each disk.

The Racet license agreement doesn't limit the number of system disks it lets you modify. To make back-ups easier, the modifications carry through the back-up procedure to the new disk.

An additional installation feature is a

patching program that upgrades each registered user's systems as Racet releases future patches.

Scriptit 2.0 requires a special patch that is supplied. This requires that you apply two 1-byte patches with the TRSDOS patch utility. If your system needs these patches, remember to use a do-file to install them.

Also remember to make a copy of your working system before applying the patches. Always make patches to an extra copy, never to your working copy or to your original distribution disk.

Using a do-file considerably reduces the tension involved in patching because you can check and recheck the accuracy of the patch as many times as you want before actually installing it. After installation, your do-file contains a record of exactly what was done in case something doesn't work as expected.

Using the Racet Speed-Up Kit requires booting up the system with a Racet modified disk on logical drive zero. The initial sign-on messages identify disks as containing the Racet modification. Other than that the only difference is increased speed.

The Racet system requires no additional memory, but the contents of D000-EF00 are destroyed during the boot. This will concern you only if you work with machine-language program development. You can use an unmodi-

**Fixed Length Records**  
**Record Length in Bytes**

System	Verify	Detect	1	4	16	64	256
TRSDOS	On	On	60	87	180	566	1767
Racet	On	On	60	87	127	467	400
TRSDOS	Off	Off	60	70	127	400	1770
Racet	Off	Off	67	87	127	430	400

Table 9. Relative time required to read data files from Basic programs.

I don't recommend using the Verify off mode.

**Fixed Length Records**  
**Record Length in Bytes**

System	Verify	Detect	1	4	16	64	256
TRSDOS	On	On	73	140	380	1300	3460
Racet	On	On	67	110	240	933	2030
TRSDOS	Off	Off	60	90	190	593	1770
Racet	Off	Off	67	87	130	520	400

Table 10. Relative time required to write data files from Basic programs.

I don't recommend using the Verify off mode.

# THE PROGRAM STORE



## TRISSTICK

from Big Five  
Joystick VERSATILITY for more exhilarating arcade action! Features the famous Atari type joystick with a molded plastic interface module that simply "plugs in" to your computer — no modifications or wiring required.

#22521 TRS80 M1 \$39.95

#27212 TRS80 M3 \$39.95

While supply lasts!



## HAMBURGER SAM

by DuBois and McNamara  
from Displayed Video

YUM, YUM! Build hamburgers by collecting buns, lettuce, cheese and meat that drop from level to level. Watch out for the chasing hot dogs, pickles and fried eggs! Protecting Sam and getting all five parts together is the challenge. Have you ever used pepper as a weapon? Joystick or keyboard control.

#30508 16K Tape \$15.95

#29359 16K Disk \$19.95

## JUNGLE BOY

by DuBois and McNamara  
from Displayed Video

Are your reflexes fast enough to swing Jungle Boy from vine to vine? Fast paced arcade favorite — sweep through the jungle, swim by the alligators, dodge boulders rolling down the hill, save the maiden from fierce warriors. Joystick compatible with sound.

#38281 16K Tape \$15.95

#34625 16K Disk \$19.95



## PENGUIN

by DuBois and McNamara  
from Displayed Video

Over 30 different mazes of ice blocks. Kick the obstructing blocks and watch them slide or crumble. Survive with threatening ice monsters chasing you. Beware — they increase in numbers and get smarter with each frame. Keyboard or joystick controlled.

#33983 16K Tape \$15.95

#30711 16K Disk \$19.95

## LANGUAGE TEACHER

by Cindy and Andrew Bartorillo from Acorn  
Learn the basics of a foreign language. Language Teacher offers hundreds of word combinations, verb conjugations and phrases. There is an option for having multiple choice answers for being retested on missed items. Full printer capability and a great deal of "human engineering" further enhance the programs. Teachers will appreciate the ample documentation and the ability to get printouts of quizzes.

Available for French, Spanish, Italian and German, 32K Disk \$29.95 each  
#16715 French I, #16704 Spanish I, #16681 Italian, #16692 German I, #42983 French II, #27133 Spanish II

## PLANETFALL

by Steven Meretzky from Infocom  
Another science fiction mystery from the makers of Zork, Starcross, Deadline, Suspended and Witness! Use the 600 word vocabulary of this science fiction adventure to solve riddles and save the civilized aliens stricken by plague. You and your robot Floyd have up to 10 days to stop the planet from plummeting into the sun. Realistic interaction allows players to eat, sleep, get sick and even dream as you compete against time!

TRS80 M1 Disk \$49.95

TRS80 M3 Disk \$49.95




## Programmer's Corner

## ACCEL 3/4 BASIC COMPILER

from Algorex  
Turns your Basic program into a machine-language Basic hybrid that runs many times faster. Games, logic, real-time, string handling and index searching programs benefit. Recommended to overcome performance problems in business software. Requires less modification and rewriting than other compilers. Miserly on memory with no DOS dependency. Compiled programs save on tape or disk.

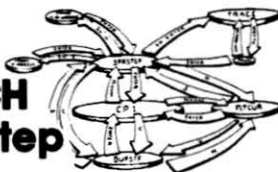
#17592  
Disk \$99.95



## RPM

from Prosoft  
Erratic disk drives? Incorrectly adjusted disk drives are the most common cause of "I/O," "CRC," and "Data Lost During Read" errors. RPM detects this condition and allows you to take steps to protect it. One key operation checks all drives—display speed, range, deviation and fluctuation history. If your drives need adjustment — find out before you lose files!

#20620  
Disk \$24.95



## STRETCH SuperStep

from Algorex  
Z80 Simulator with an integrated byte-oriented editor. Invaluable for debugging, patching, analyzing, etc., and for learning the Z80 instruction set. You can interactively observe the CPU and memory action of a machine language program — while it is running! This third revision of the software CPU design base has over 100 commands and many unique and useful features. Comes with operating instructions and Z80 reference manual.

#17648 Disk \$39.95

## HOME ACCOUNTANT

from Continental Software  
Powerful home finance package manages your money simply! Track 100 budget categories for 5 different checking accounts and all the credit cards you have. Watch the program print checks, balance sheet, net worth statements and produce trend analysis by bar or line graphs. The time saving transaction history lets you customize your own financial package. Great for realistic budgeting!

#10045 TRS80 M3 Disk \$74.95

## 40% OFF ALL THESE PRODUCTS

Limited to stock on hand

		Reg. Price	Sale
14948	Conflict 2000	T	15.95
21283	Revolt of Dymaron	T	24.95
20923	Battle of Shiloh	T	24.95
16726	Astroblast	D	19.95
11473	Basketball Handicap	D	24.95
16669	Pinball	D	20.95
16423	Quid	D	14.95
16434	Quid	D	20.95
18838	Adventureland Adv. 1	D	24.95
16849	Pirate Adventure Adv. 2	T	24.95
16850	Pirate Adventure Adv. 3	T	24.95
16881	Wooden Castle Adv. 4	T	24.95
16872	The Count Adv. 5	T	24.95
16883	Strange Odyssey Adv. 6	T	24.95
16884	Mystery Fortresses Adv. 7	T	24.95
16906	Pyramid Doom Adv. 8	T	24.95
30788	Ghost Town Adv. 9	T	24.95
16928	Savage Island 1 Adv. 10	T	24.95
17042	Savage Island 2 Adv. 11	T	24.95
17110	Armored Patrol	T	24.95
17222	Armored Patrol	D	24.95
16816	Eliminator	D	24.95
17244	Eliminator	D	24.95
31705	Sea Dragon	T	24.95
35716	Sea Dragon	T	24.95
42635	Siratos	T	24.95
42679	Siratos	D	24.95
17705	Macro Monitor Mod 1	D	24.95
18739	Pecker	D	29.95
20327	Adventure Mod 1	D	29.95
20451	Documentor 32K	T	34.95
41522	Regilian Worm	D	16.95
41566	Grand Prix	D	19.95
21362	Alien Defense	T	19.95
42028	Chicken	T	15.95
21339	Fortress	T	15.95
21384	Fortress	T	19.95
42961	Rally	T	19.95
40497	Sky Sweep	T	15.95
40569	Sky Sweep	D	19.95
36290	Sneak Thief	D	19.95
36379	Sneak Thief	D	21.95
21128	Super Riders	T	15.95
36278	Wexus	T	19.95
36289	Wexus	D	21.95
33714	Garbras & Mx100	Japan	84.95
21575	CLOAD	D	6.00
19707	Disassembler 2.0	D	40.00
33433	Apple Panic	T	13.48
37291	Black Hole	T	19.95

Over 2500 Programs for TRS-80, ATARI 400/800, APPLE, IBM, VIC 20 & C64

This is only a sampling of our sensational software!  
CALL 800-424-2738 FOR OUR NEWEST PRODUCTS

UNDECIDED? NEED TO BUY A GIFT? The Program Store gift certificate may be purchased in any amount over \$40.00. Give the perfect gift!

### VISIT OUR STORES

Southwest Plaza, 8501 West Bowles Ave., Littleton, CO  
Tenley Mall, 4200 Wisconsin Ave., NW, Washington, DC  
Harvard Square, 13 Dunster St. Cambridge, MA  
W. Bell Plaza, 6600 Security Blvd, Baltimore, MD  
White Flint Mall, Rockville Pike, Rockville, MD  
Cherry Hill Mall, Rt 38 & Haddonfield Rd, Cherry Hill, NJ  
Monmouth Mall, Rt 35 & Wyckoff Rd, Eatontown, NJ

Willowbrook Mall, 1400 Willowbrook, Wayne, NJ  
Nanuet Mall, Rt 59 & Middletown Rd, Nanuet, NY  
Oiantangy Plaza, 829 Bethel Rd, Columbus, OH  
Westmoreland Mall, Rt. 30 East, Greensburg, PA  
Montgomery Mall, 230 Montgomery Mall, North Wales, PA  
Plymouth Meeting Mall, 500 Germantown Pike, Plymouth Meeting, PA  
Century III Mall, SR 51 & SR 885, West Mifflin Borough, PA  
Seven Corners Center, Falls Church, VA

### COMING SOON TO:

CHICAGO  
OKLAHOMA CITY  
ST. PETERSBURG  
TAMPA  
TULSA

FRANCHISE  
OPENINGS IN  
SELECTED CITIES

To Order Call Toll Free 800-424-2738 For Information Call (703) 556-9778

Mailorders: List computer, item, item #, qty, tape/disk, rom, book, price, shipping, tax & total  
Send check or M.O. for total purchase plus \$2.00 shipping and handling. VA add 4% sales tax  
Charge cards — include all embossed information. List name, address, city, state, zip & phone

SEND 25¢ FOR OUR COMPLETE COLOR COMPUTER CATALOG

THE PROGRAM STORE Dept. 14-11-3 Box 9582 4200 Wisconsin Avenue, NW Washington, D.C. 20016



© 1983 THE PROGRAM STORE

Reviewers agree: quality documentation can mean success or obscurity for your program.

## SOFTWARE DOCUMENTATION SERVICE

We'll evaluate your original program documentation for clarity, user-friendliness, and salability. Then, with your approval, our marketing professionals will edit, revise, or rewrite documentation to help you create a total marketing package. Send your Model I Level II cassette (up to 48K) or single-user Model II/12/16 8" floppy diskette (up to 128K), current documentation, program listing, and self-addressed, stamped envelope to:

**FORMAN AND WILLIAMS**  
3387 Del Rosa Ave., North (Suite 113)  
San Bernardino, CA 92404

Programs will be returned only if accompanied with sufficient return postage and envelope.  
NOTE: We do not evaluate or debug programs.

\*\*\*SPECIAL NOTE to Software Manufacturers, Computer Stores, and Mail Order Houses: send #10 SASE and your business card for information on our complete advertising and marketing services.\*\*\*

✓ 451

## R.I.S.T. Inc. ANNOUNCES SPEECH SYNTHESIZER SALE

# \$59.95

ACT NOW  
Receive

Phrase Finder Program \$5 VALUE FREE  
Speech Synthesis Manual \$10 VALUE FREE

ORDER NOW

Apple II, II+

TRS80 Models I, III  
Commodore 64, VIC 20  
ZX80/81 and TS1000

Regularly \$89.95

Now Only \$59.95 + \$4.00 sh. hd.

Complete or Starter Kits Available

10 Day Money-Back Guarantee

Send check or M.O. COD add \$1.50 to R.I.S.T. Inc.  
Dept. 1083, P.O. Box 499 Ft. Hamilton Station  
Brooklyn, NY 11209 212-259-4934  
N.Y.S. RESIDENTS ADD 8% TAX

✓ 388

## DATA COMPACTOR

Increase data storage capacity  
1/3 to 100% without using  
machine-code!

These routines are written in BASIC SOURCE CODE which may be integrated into user's programs in direct sequence or as subroutines. This manual will show you how to do it yourself.

Send \$49.95 & \$2.00 USA shipping  
Demo disks available with mergeable routines for CP/M or TRSDOS compatible routines for TRS-80, II, or III.

Specify CPM or TRSDOS & add \$19.95 for 5 1/4" disk or \$24.95 for 8" disk.



Dealers Invited



**EDWARDS & ASSOCIATES**

P.O. BOX 42158

COLUMBIA, S.C. 29240

✓ 435

## REVIEWS

fied TRSDOS disk to boot up if it's necessary to retain the contents of this memory segment.

The Racet speed-up modification is good, but not an unqualified success. The disk access improvements are more noticeable when writing a file than when reading one. They are also proportional to the length of the file records.

Only a very slight improvement oc-

curs in handling files with 1-byte record lengths. As the record length approaches 256 characters, however, the improvements become very noticeable.

The Racet Speed-Up Kit has considerably reduced the frustration of using TRSDOS on my machine. I recommend it to anyone running applications of the Model II, 12, or 16 using a floppy system with TRSDOS 2.0. ■

★★★★ 1/2

### What Do You Do After You Plug It In?

William Barden Jr.  
Howard W. Sams & Co. Inc.  
4300 West 62nd St.  
Indianapolis, IN 46268  
Softcover  
\$10.95

by Mary Gasiorowski

Finally, a comprehensive but enjoyable and easy-to-read book for beginners on what computers are, how to pick one, and how to use one effectively.

Bill Barden suggests that *What Do You Do After You Plug It In?* answers the questions a person who has just bought a personal computer asks. This is also an excellent book for the person who hasn't yet made the investment for a computer system.

*What Do You Do After You Plug It In?* covers the major areas of computer hardware, software, and applications in detail. The first chapter is especially good if you're looking for information before buying. It divides computer users into groups by the type of applications they need, and makes specific suggestions for each group.

A computer system for home use, for example, can be fairly small and reasonably priced, allowing for upgrading at a later date. A small businessman needs to be more concerned with speed of operation, storage capacity, and applications software.

Are the new 16-bit computers twice as good as today's 8-bit computers? This question has no simple answer, and Barden presents both sides of the argument clearly. He explains the workings of and options for internal (RAM and ROM) and external (cassette tape, floppy, and hard disks) data storage, as

well as several newer developments.

Barden describes different types of printers, some special features, and items to watch out for when purchasing a printer. He discusses who needs high-resolution graphics and who doesn't. He outlines additional devices that can be useful: plotters, digitizers, light pens, and clocks.

The section on software presents a brief history of computer languages, offers advice for choosing a language, explains the operating system, spells out the pros and cons of developing your own software, and provides tips on buying (and otherwise acquiring) software.

For novices, the organization of the chapters in this section could be better. Beginning the section with the chapter on programming languages gives the impression that an active choice and perhaps knowledge of that language is necessary to use a computer.

Many applications, such as book-keeping, are possible without knowing a word of a programming language. The chapter on buying software might make a better beginning.

The third section explains disk files and those computerese terms, record, field, variable length, random access, and ISAM, as well in 10 pages as I've seen anywhere. The next chapter covers vital back-up procedures—the whys and whens.

Barden doesn't ignore one of the more powerful and useful aspects of computer use, telecommunications. He makes it easy to understand the technical considerations and the different features available. Finally, he outlines the present difficulties in getting the computer to talk (speech synthesis), to listen (voice recognition), and to control your home lights, heating, and lawn sprinkler.

The section on applications would be richer if it included explanations of

more popular applications, such as word processing and electronic spreadsheets, in addition to the technical system information it now contains.

One aspect of *What Do You Do After You Plug It In?* makes me slightly hesitant. Barden's expertise on the many computer systems isn't crystal clear.

In some cases he tosses around the various computer names as if he knows all their features well; in other places he quotes an example based on one system or one specific brand of peripheral

*"Barden provides general and detailed information; he answers the necessary questions to make the computer novice comfortable..."*

device—a quotation that, as worded, isn't applicable on other systems. However, as long as you're reading *What Do You Do After You Plug It In?* for gen-

eral information, this is no problem.

*What Do You Do After You Plug It In?* is a worthwhile book if you're just beginning to explore computers. Barden provides general and detailed information; he answers the necessary questions to make the computer novice comfortable with his system.

He explains the major computer terms, and discusses the advantages and disadvantages of the many options. His informative and humorous style makes reading this book an enjoyable experience. ■

★★★★

**The Benchmark 3.0M**  
Metasoft Corp.  
711 E. Cottonwood, Suite E  
Casa Grande, AZ 85222  
Model II, CP/M  
\$499

by Charles R. Perelman

The Benchmark is a sophisticated, comprehensive word processor for CP/M systems. It offers a wealth of performance options that are flexible and easy to learn. It performs well in a business environment with heavy and varied word processing demands.

Benchmark's many functions and single-key commands are easy to learn. The program runs smoothly with logically organized menu panels and a good help screen. It offers a variety of form features and formatting controls are extensive.

Installation for a Model II with CP/M requires only a menu selection. The drivers accommodate most widely used printers and terminals, and 5¼- and 8-inch disks are available. Dual disk drives help you make a copy of the distribution disk and get the most out of the software, but Benchmark also runs on a single 8-inch drive.

A minimum of 64K of memory suffices for typical CP/M systems. With its run time module, Benchmark occupies about 108K of disk space. To take advantage of complex Benchmark formatting, you need a full-function printer.

**Using Benchmark**

You enter the system through a series of menus that let you name your file

with up to 30 characters, then date and tag the document with the author and operator names. Edit an existing document by accessing the directory that lists file names, date begun, latest revision date, and size.

You select the overall function: Create, Revise, View, Print, Merge, or additional specialized procedures. Then specify the working file by document number.

With the View option, you make changes in a file and print it out as modified without changing the original document or saving the revised file to disk.

Additional procedures include ASCII formatting; time, date, and storage unit assignments; indexing; and deleting files. The program increments the alphabetical version letter and you choose whether to retain the old file for backup on completion of each edit.

Before file changes become permanent, you must either execute or cancel the modifications. This safeguards against inadvertent errors, especially for a beginner. However, you sacrifice the speed of a word processor that acts immediately upon command entry.

Initial set up creates a data storage unit, a CP/M file that contains all the documents you produce with Benchmark. Each floppy drive can exist as a separate storage unit and you can divide a hard disk into several units.

This is one of Benchmark's unusual aspects. Files aren't in ASCII format, and CP/M facilities can't read them directly; a Benchmark utility converts the files to and from ASCII.

One of your first tasks is to identify Execute and Cancel command keys. The TRS-80 Model II with Pickles and Trout CP/M assigns these functions to

hold and escape keys. I quickly became accustomed to their use. The location of designated keys affects Benchmark's convenience.

Benchmark operates at two levels: In the control mode you choose the operation you need, and in the active mode you alter text. Except for creating a document, which puts you into Insert, the keyboard isn't initially active and you choose a command to begin operation.

Commands operate when you press a single key, generally the first letter of a descriptive word. The plain English terminology of the commands is helpful. Pressing the question mark key calls up an alphabetically ordered help screen.

Benchmark assigns edit functions to terminal function keys. In addition to the arrow keys, you can use the numeric keypad for alternate cursor movement. This is particularly useful if your arrow keys are not in a convenient cross arrangement and if your numbers repeat when you hold them down.

Single stroke commands move the cursor to the top, bottom, or next screen. Benchmark monitors the page number at the top of the screen, and you can jump to any page in the document. Enter a number higher than the last page to jump to the file's end. Depending on the file size and distance from the current page, jumping might generate some disk thrashing.

For line width format exceeding 80 spaces, the screen scrolls horizontally as required. You can abort an Edit or Erase command to the end of a file with one key, but you must confirm the choice before the program acts.

Deleting, moving, copying, and exchanging text is consistent, so you master the technique rapidly. Benchmark

highlights affected text with inverse video before you execute a command for permanent change. You make interactive insertion mode changes by backing up the cursor to delete text.

Benchmark contains full facilities to locate and format multiple line headers, footers, and footnotes with automatic page and footnote numbering. The default setting doesn't number pages. At any point in the file, you can insert non-printing directions or comments.

The search and replace functions are thorough. You decide on matches with or without regard to upper- or lowercase, for whole words only, with question marks as wild cards for one or more letters, for any digit, or for paragraph terminators. Automatic global replacement is optional.

Interactive printing lets you produce a printout of the screen at any time, and print any part of a document without first saving the file. This is a convenient feature that makes testing the appearance of a portion of your document quick and easy.

You toggle print control status, noted at the screen's upper right corner, from off to single-page to continuous printing (to end of the current document) by using the P key. In the separate print mode you must start at the beginning of each file, but you can interrupt printing at any point. You can also queue any number of files for sequential printing.

Indicate changes in your files with the Edit Marking function. It places a character in the margin column of your choice for each altered line. You can remove or retain markers from prior edits.

The Library, Append, and related indexing features help with cut and paste and forms operations. You assign any upper- or lowercase letter a control character, word, or group of words up to 2,000 characters long by using the Library command.

While inserting, hit Cancel and the single letter for the program to write your library phrase. Speed up editing by assigning single keys to print commands for underlining, boldface, and so on as part of the library.

Unfortunately, you can't review the library contents from the program. You should assign letters mnemonically related to the main idea to refresh your memory. For example, use U for underline, B for boldface, A for acknowledg-

ment, and H for header. Using this shortcut for more than a few phrases necessitates maintaining a printed master list of the library.

At any time you can Append a document from a storage unit on any drive. You can piece portions of text together by judiciously using the Erase to end of file command.

You can accomplish fast deletion of other sections by marking the end of the section you want deleted with a special character, such as @, and instructing Benchmark to define the text you want deleted from the cursor position to that character.

### Forms and Formats

To construct form letters or documents from a bank of standard provisions, create master indexed files by following a prescribed format and call-

*"You can build a file of standard letters for common business situations. . ."*

ing the Index facility. Type the identification tag assigned to selected master file provisions, and Benchmark assembles your completed document.

Although you can scan the whole collection of standardized provisions on the screen by going to the master file, a looseleaf reference book is more efficient.

Arrange your forms with fill-in variables, then Quick Search with one key to each variable in sequence. Using View and interactive printing, you run through the form each time you need it.

This leaves the original in the file with bracketed generic variables for future use. You can build a file of standard letters for common business situations that you can personalize at printout.

A more sophisticated forms feature sets up an information file with just the variables. Index this file, combine it with a form, and you automatically substitute all variables with one stroke.

For example, assemble the boilerplate waiver of notice of a corporate meeting with fill-in variables such as date and company. Enter date, place, company, officers' names, and all the

other variables in your data information file and index it. Use the index procedures to join the two files, press the Q key, and your minutes are complete.

Initial steps for indexing are difficult, so effective use of this feature takes practice. It's a powerful tool when you prepare similar documentation for a number of clients.

At an additional cost, Benchmark has a mail list option that merges a list of names and addresses with form letters. Benchmark lets you manually insert variables such as names, addresses, and other specific data into a number of the same form letters.

Preparing the master form, referred to as a pattern document, follows the same rules for variables entry as indexing. The Merge command generates form letters by responding to prompts for names and other fill-in variables.

You can print the letters as you go along, save them to disk, or both. Saving to disk first lets you review for errors or insert comments before printing.

With Merge, you must answer each variable prompt even if you repeat the same variable. Merge is handy for typical customer response letters sent out a few at a time as opposed to bulk mailing.

Benchmark has extensive formatting capabilities. You can center pages between margins or headings, or center titles on a line.

Top, bottom, right, and left margins are individually adjustable. Benchmark accommodates line widths of up to 155 characters. The program retains margins as part of the file and sets them automatically for your next edit.

By using the interplay between lines per inch and single- and double-spaced lines, you can produce the spacing you need. The amount of blank space at the end of ragged lines, right justification with whole spaces, and hyphenation are controllable. If you use single-sheet feeders, you can cue up to three trays by using software commands.

Automatic widow/orphan control settings assure that a minimum number of paragraph lines begin or end a page. You demarcate any group of lines that must remain on the same page or any word grouping that you want printed on the same line.

Besides superscript, subscript, underlining, boldface, and overstrike, singly and in combination, Benchmark pro-

# MASTER ELECTRONICS, INC.


\*TRS-80 is a trademark of Tandy

CAN SET YOU UP IN A

# TRS-80

STATE-OF-THE-ART-COMPUTER

STARTING AT 15% DISCOUNT!



FULLY STOCKED  
IN: MODEL 12  
MODEL 4  
and MODEL 16  
ALL- PRINTERS  
AND — MORE!!  
\* PLUS \*  
THE ALL NEW:

Model 16 and the 12.5 meg. Hard Drive!

CALL US NOW!!!

Toll FREE: 1-800-531-7323

TEXAS CALL COLLECT 512/689-5536



MASTER ELECTRONICS, INC.  
228 SOUTH 7th STREET  
RAYMONDVILLE, TX 78580



✓ 146

The Next Generation:

# SUPERLOG

ADVANCED ELECTRONIC NOTEBOOK

BY KSoft

Over the past two years, LOG Electronic Notebook has quietly been creating a revolution in personal information management. Designed to emulate a familiar pencil and notebook, LOG Electronic Notebook can do for random information what a spreadsheet program does for numbers.

Now, even the best has been improved! KSoft is pleased to announce SUPERLOG, the next generation of the LOG family. SUPERLOG is not a patch! It is a totally rewritten version of the original LOG concept, fully compatible with the LDOS 5.1.3 operating system currently endorsed by Tandy.

SUPERLOG retains all of the versatile features of LOG while adding many new options requested by professional users: Floppy or Hard disk. Any number of LOG files per diskette. 1 to 32767 pages per file. Password protection and error checking. New text editing commands include automatic text Wrap-Around, Expand and Delete for entire lines, a Page Copy command, and an Undo key to reverse editing changes. Cursor motion is more flexible with new key commands plus a Forms simulator. The SEARCH function is greatly enhanced with a Wild-Card character, case-independent search, and multiple word search at 10 pages/second.

Also Note: SUPERLOG is now fully interrupt activated; it may be accessed from practically any foreground task including LDOS Utilities, LBASIC, LSCRIPT, EDAS, etc. with non-destructive return to the foreground program. No other information management program is this versatile!

Write or call Today! We'll be glad to tell you about SUPERLOG and what it can do for you!

SUPERLOG Specify Model I or III. \$119.95

LDOS 5.1.3, 48K, and 2 Drives required.

(Model IV version to be offered soon.)

LOG TRSDOS versions, Models I, III still available.

KSoft (601) 992-2239

318 Lakeside Drive Brandon, MS 39042 Mastercard and Visa accepted. Add \$5.00 for shipping and handling.


(TRSDOS is a trademark of Tandy Corporation)  
(LDOS is a trademark of Logical Systems Inc.)

✓ 331

# HARDWARE

1595.00

Model 4



128K 2 Disk + RS-232

Fully assembled and 24 hour tested systems that include the highest quality components. We use high quality controller boards, power supplies, and 40 trk Tandon disk drives. 90 day guarantee.

## FREE SOFTWARE

With any hardware purchase that totals over \$1,000, you may have for FREE, any two programs shown in this advertisement! These programs are superior business programs that come on disk or cassette for any Model I, III, or IV. All programs come with our well written, user friendly manuals.

# SOFTWARE

VISACALC SPREADSHEET

\$79.95

Complete spreadsheet with full screen cursor control. Make Projections, Reports, Graphs, labels, Searches, Sorts, and Formulations.

SCRIPTIT WORD PROCESSOR

\$79.95

Full Screen Text Editor. You may add, move, delete, underline, indent, center, justify. Fully machine code for speed & performance.

VERSAFILE DATA BASE

\$79.95

Free formatted data base with extensive edit and search commands. Full printer support. High speed operation and menu supported.

## NEW SOFTWARE RELEASE

Office Automation System is the answer to your software needs. This comprehensive business system does your inventory, payroll, job costs, accounts payable, accounts receivable, ledger, invoicing, word processing and much more! Mod I, III, or 4 on disk. only \$149.95!

## MONTHLY SPECIALS

HAYES Smartmodem 300 ..... \$199.00  
HAYES Smartmodem 1200 ..... 489.00  
Gemini 10 Printer ..... 289.00

## SOFTRONICS COMPUTER SYSTEMS

918-749-6211

2300 E. 14th Suite 203

Tulsa, Oklahoma 74104

Include 3% shipping, \$1.00 minimum. OK residents add 5% tax. Call for prices on other products. Prices and availability subject to change. Open 10 a.m. to 6 p.m. BBS available 4 p.m. to 11 a.m. 918-749-6524.

✓ 116

vides shadow printing (double strike with the second impression slightly to the right of the first) and stop print for change of fonts or ribbons.

You insert a caret at the beginning and ending limits for print changes, but you must call another screen to determine the type of special print change involved.

Benchmark has several choices in tabs: regular, indent for outlining or inserting quotations, numeric for lining up decimals, centering for column headings, dot and underline for creating tables of contents, and right-justified to line up paragraph numbers in contractual documents or page numbers in tables of contents.

Business Graphics is an ingenious utility for drawing rectangular boxes to emphasize enclosed text. Actually, you can print text mixed with any line configuration you build from thin vertical and horizontal lines at 90-degree angles.

Constructing this takes a considerable amount of time and patience, and therefore might be of limited practical use, but the function shows what clever programming can do with a daisy-wheel printer and ordinary characters.

A real boon is the well-implemented Calculator. You can enter a list of bills, expense reimbursements, or costs and quantities needing extensions in a letter, voucher, or statement, and calculate the figures without ever leaving Benchmark. Addition, subtraction, multiplication, division, subtotals, and totals are available in horizontal and vertical directions.

Accumulated totals and subtotals are in real time at the bottom of the screen and you can write them anywhere in your text. Enhance Calculator with column formatting that permits insertion, deletion, transposition, and spacing changes of columns of figures. This is quite a versatile package.

Benchmark claims to support proportional printing for the more popular Diablo, Qume, or NEC daisy-wheel printers listed in the documentation, but it didn't work with my Qume Sprint 5.

Daisy wheels for most Diablo and Qumes use a different sequence for proportional wheels than regular fonts. Proportional printing wasn't possible and Metasoft couldn't find anyone who could explain or correct the problem.

My other disappointment was the inoperable special print option for Spanish diacritical marks, the accent and

tilde. Benchmark instructs you to use the grave accent to implement this feature, but the grave is the one character that you can't access from the keyboard. You can use overstrike procedures to produce diacritical marks provided they are on your print wheel.

## Documentation

The manual's opening section on start-up information apparently changes for each major version of the software. It's not up to the quality of the remainder of the manual and would benefit from screen reproductions or reference to the manual sections that cover the same information.

A short introduction on computer use is followed by an overview of essential procedures, a reiteration of CP/M information, and the initial steps in running the word processor.

*“... Benchmark is quality software that you should consider if you need a high level of sophistication and flexibility in your word processing.”*

The next 10 chapters each tackles a separate essential program aspect. With the exception of the section on tabs, descriptions are straightforward and explicit, though they lack sufficient examples. The manual should describe what happens when you hit the wrong key and indicate which commands are sensitive to case of letters.

The central portion of the documentation contains excellent reproductions of program screens. It includes a detailed table of contents, and a fair-sized index, immediately preceded by two pages listing brief descriptions for all commands and a page of system error codes. Other program error messages tend to be cryptic and need further explanation.

Considering the complexity of Benchmark, I feel that the index is sparse and needs expansion. Neither proportional printing nor foreign language features are in the index though they appear in the table of contents. However, the manual's organization is logical and helps

compensate for the skiminess of the index references.

The remaining 16 chapters that describe advanced techniques are adequate. A cardboard quick-reference command sheet helps you avoid jumping to the help screen. The last section of the manual consists of command sheets describing key assignments and similar information for approximately 30 different terminals.

Overall, the tutorial and reference aspects are well done. Metasoft's planned revisions should bring the documentation up to the level the software deserves.

## Criticism

With my 8-inch floppy system, loading and saving files and jumping to pages in documents move slowly if the text is more than a few pages long. Presumably a hard disk would improve this facet of performance.

When you save to disk and want to continue with the edit, you must reload initial menus. It seems like an eternity until you get back to the end of a long file. Until you save the file, any power glitch or fatal error in processing wipes out memory and all current edit changes.

Most file transfer programs using modems require ASCII. Additionally, you can quickly skim any ASCII format file from CP/M with Type without entering your word processor. Benchmark files require time and disk space to convert to ASCII before this type of processing.

To examine headers, footers, embedded print style changes (underline, bold-face), and line spacing, you must call a secondary display. Also, Benchmark's full space justification doesn't produce as professional looking documents as partial microspace justification.

Few micro word processors presently incorporate full software spooling, and Benchmark isn't one of them. If your word processing is continuous, you might want to consider a hardware solution.

As indicated by the four-star rating, I consider Benchmark one of the better micro word processing packages. It needs some improvements and has some drawbacks, particularly in speed of certain operations. However, Benchmark is quality software that you should seriously consider if you need a high level of sophistication and flexibility in your word processing. ■



# Everybody's making money selling microcomputers. Somebody's going to make money servicing them.

## Now NRI Trains You At Home To Make Money Servicing, Repairing, and Programming Personal and Small Business Computers

Seems like every time you turn around, somebody comes along with a new computer for home or business use. And what's made it all possible is the amazing microprocessor, the tiny little chip that's a computer in itself.

Using this new technology, the industry is offering compact, affordable computers that handle things like payrolls, billing, inventory, and other jobs for business of every size... perform household functions including budgeting, environmental systems control, indexing recipes. And thousands of hobbyists are already owners, experimenting and developing their own programs.

### Growing Demand for Computer Technicians

This is only one of the growth factors influencing the increasing opportunities for qualified computer technicians. The U.S. Department of Labor projects over a 600% increase in job openings for the decade; most of them new jobs created by the expanding world of the computer.

### Learn At Home to Service Any Computer

NRI can train you for this exciting, rewarding field. Train you at home to service not only microcomputers, but word processors and data terminals, too. Train you at your convenience, with clearly written "bite-size" lessons that you do evenings or weekends, without going to classes or quitting your present job.

Your training is built around the latest model of the world's most popular computer. It's the amazing TRS-80™ Model 4, now with disk drive and the capabilities and features to perform a host of personal and business functions. No other small computer has so much software available for it, no other is used and relied on by so many people. And it's yours to keep for personal and business use.

You get plenty of practical experience. Under NRI's carefully planned training, you even install a *disk drive* verifying its operation at each step. Using the NRI Discovery Lab® that also comes as part of your course, you build and study circuits ranging from the simplest to the most advanced. You analyze and troubleshoot using the professional 4-function LCD digital multimeter you keep to use later in your work. Then you use the lab and meter to actually access the interior of your computer... build special circuits and write programs to control them. You "see" your computer at work and demonstrate its power.

(TRS-80 is a trademark of the Radio Shack division of Tandy Corp.)



### Same Training Available With Color Computer

NRI offers you the opportunity to train with the TRS-80 Color Computer as an alternative to the Model 4. The same technique for getting inside is enhanced by using the new NRI-developed Computer Access Card. Only NRI offers you a choice to fit your specific training needs.

### Become the Complete Computer Person

In addition to training in BASIC and advanced machine language, you gain hands-on experience in the operation and application of the latest computers for both business and personal jobs. You're trained to become the fully rounded, new breed of technician who can interface with the operational, programming, and service facets of all of today's computers. You're ready to take your place in the new electronic age.



### Other Opportunities

NRI has been giving ambitious people new electronic skills since 1914. Today's offerings also include TV/Audio/Video Systems servicing with training on our exclusive Heath/Zenith computer-programmable 25" diagonal color TV... Industrial Electronics... Design Technology... and other state-of-the-art courses.

### The Catalog is Free. The Training is Priceless.

Send the coupon for our 104-page catalog showing all courses with equipment and complete lesson plans. There's no obligation other than to yourself. See how NRI can help you take advantage of the exciting job and earning opportunities in the exploding field of microcomputers. If coupon has been removed, please write to NRI Schools, 3939 Wisconsin Ave., Washington, D.C. 20016.



**NRI Schools**  
McGraw-Hill Continuing  
Education Center  
3939 Wisconsin Avenue  
Washington, D.C. 20016

**We'll give you tomorrow.**

**The catalog is free. The training is priceless.**

Please check for one free catalog only.

- Computer Electronics including Microcomputers
- Color TV, Audio, and Video System Servicing
- Electronics Design Technology
- Digital Electronics
- Communications Electronics • FCC Licenses • Mobile CB • Aircraft • Marine

- Industrial Electronics
- Basic Electronics
- Small Engine Servicing
- Appliance Servicing
- Automotive Servicing
- Auto Air Conditioning
- Air Conditioning, Heating, Refrigeration, & Solar Technology
- Building Construction



All career courses approved under GI bill.  
 Check for details

Name \_\_\_\_\_ (Please Print) Age \_\_\_\_\_

Street \_\_\_\_\_

City/State/Zip \_\_\_\_\_

Accredited by the Accrediting Commission of the National Home Study Council #179-113

# THE BYTE GENERAL

3 Sierks Lane  
Roslyn Harbor, NY 11576  
24 Hour Order Line  
516-625-0920

FREE SHIPPING IN THE U.S.A.

## TRS-80

Model 4 64k,  
RS232, 2 Drives ..... \$1549  
Model 100 8k. .... \$659  
Model 100 24k ..... \$859

Covered by The R/S  
90 Day Warranty.

## Elephant Diskettes:

SS/SD ..... \$16.95  
SS/DD ..... \$18.95

## Modems

Signalman Mark I ..... \$74  
Signalman 300/1200. .... \$259  
Smartmodem 300 ..... \$199  
Smartmodem 1200 ..... \$479  
Novation J-Cat. .... \$119

## Printers:

Prowriter 8510ap. .... \$359  
Prowriter 1550. .... \$645  
Prowriter Ribbons. .... \$7  
F10-40cps ..... \$1125  
F10-55cps ..... \$1339  
Tractor for F10 ..... \$189  
Bananna Printer ..... \$189  
Epson FX-80. .... Call  
Epson FX-100. .... Call

## Buffers:

Microbuffer 32k. .... \$209  
Microbuffer 64k. .... \$239

## Speed/Ups:

Holmes Sprinter X  
(For Model 4) 8MHz ..... \$99  
Holmes Sprinter III ..... \$79

**Look Around, Find The Best Prices  
And The General Will Beat Them.**

**FREE SHIPPING**

**Dealer Inquiries Invited**

**TERMS OF SALE:** There is a 2% Service Charge  
for Mastercard or Visa. COD Orders Add \$2.50. Orders  
Under \$30 please add \$2 shipping and handling.

—382

## REVIEWS

★★★★★

**Finger Print  
Epson Printer Adapter  
Dresselhaus Computer Products  
837 East Alosta Ave.  
Glendora, CA 91740  
\$59.95**

by Alan Neibauer

**F**inger Print, an inexpensive hardware modification for Epson printers (with or without Grafrax), controls all print functions from the printer's panel switches.

For word processing systems that don't allow user print codes, and for all other data processing work, Finger Print makes it easy to select a full range of available fonts: double strike, emphasized, compressed, double width, and any combination of these.

While the modification does not replace embedded print codes in word processing, it has many useful features for both the writer and programmer, and is a valuable but inexpensive investment.

In addition to switching between fonts, Finger Print provides for perforation skipover, eight or six lines per inch, and has a selectable six-space indentation. The panel switches used to select these options still perform the normal functions of line and form feed.

At first, I was hesitant about opening up my Epson and installing Finger Print. However, the instructions are easy to understand and include photographs that illustrate each step.

Finger Print is supplied on a small circuit board with three integrated circuits and two leads attached. Remove one integrated circuit from the Epson and plug the Finger Print board into its location.

Number of Beeps	Function
1	Reset
2	Compressed
3	Double width
4	Emphasized
5	Double strike
6	Perforation Skip
7	Indentation (six spaces)
8	Eight lines per inch
9	Italic
10	Fine Print

Table 11. Number of beeps necessary to select Finger Print functions.

Before you insert the original Epson chip into a spot on the Finger Print board, you must bend one pin out at a 90-degree angle. Attach one of the leads with an easy to insert terminal to the bent pin.

Clip the other lead, complete with a spring hook, to a pin on another circuit. The entire modification takes only 15 minutes.

## Using Finger Print

It took about the same length of time to understand how the modification works. Pressing specific patterns on the printer's panel switches gives you Epson fonts and functions.

You invoke Finger Print by holding down the on line button until a beep sounds. The beep means that Finger Print is ready to accept commands.

Select a particular function by holding the on line button until a series of beeps sounds. Pressing the form feed button activates the function and pressing line feed returns control to the printer (see Table 11).

For example, if you want a listing in emphasized type, you press the on line button until four beeps sound, press the FF (form feed) button to activate the font, and the LF (line feed) button to pass control back to the printer.

Activate several options at once by combining button sequences. Two beeps turn on compressed print, while five activate double strike. Press the on line button until two beeps sound, press the FF button, then hold the on line button until you hear five beeps, press the FF and LL buttons, and the printer produces double-strike compressed type.

Finger Print leaves the double width function on even after line feeds. Instead of returning to standard size after each line, double width printing stays in effect until you reset the function.

Features like italic and fine print type are only available on Grafrax models.

Since I do a great deal of programming, I appreciate Finger Print's perforation skipover abilities. After I turn the function on, it automatically leaves a 1-inch margin, neatly skipping perforations. I even use the indentation feature to make room for three-ring binding of my listings.

I am as pleased with the performance of Finger Print as I am with its ease of installation. ■

Dirty Power      Ultra Quiet  
In                                  Out

# Computer Protection

# KLEEN LINE<sup>®</sup> CONDITIONER

**Prevents:**

- Computer Damage
- Lightning Spike Damage
- Brownout Interruptions
- Disruptive Line Noise
- Program Errors

**Regulator • Filter • Suppressor**

KLR-250A	250 Watt Load	\$291.95
KLR-250A-1S0	250 Watt Load; Patented Filter Isolated Sockets	\$346.95
KLR-500A	500 Watt Load	\$390.95
KLR-500A-1S0	500 Watt Load; Patented Filter Isolated Sockets	\$445.95

Shipping: \$12.75 Land; \$45.50 Air

**Ask Your Local Dealer**

**ESP Electronic Specialists, Inc.**  
171 South Main Street, Box 389, Natick, Massachusetts 01760

Toll Free Order Desk 1-800-225-4876      ✓ 159  
MasterCard, VISA, American Express

## MCM MIDWEST COMPUTER WHOLESALE MCM

AS A WHOLESALE, MCM'S SERVICE IS NOT RECOMMENDED FOR EVERYONE. A WHOLESALE TRANSACTION IS BEST SUITED TO THE INFORMED OR EXPERIENCED SHOPPER, ONE WHO KNOWS HIS NEEDS. IF YOU ARE A BEGINNER WE ASK THAT YOU DEAL WITH A RETAILER WHO'S HIGHER MARGIN ALLOWS THE "HAND HOLDING" LEVEL OF SUPPORT WHICH WE CAN'T PROVIDE AT THESE PRICES. IF HOWEVER YOU DON'T NEED "HAND HOLDING" WE CAN OFFER YOU TREMENDOUS VALUES AND SAVINGS ON ALL YOUR COMPUTER SYSTEMS NEEDS. PLEASE READ ON.

**CHECK THESE SAMPLES OF OUR PRODUCTS  
GIVE US A CALL IF YOU DON'T FIND  
EXACTLY WHAT YOU ARE LOOKING FOR**

**COMPUTERS \* \* \***

TRB-80 HD4 64K (2) DRIVES 40TR/8S/DD.....\$1549.00  
TRB-80 HD2 64K (1) DRIVE 77TR/8S/DD.....\$2900.00  
VICTOR 9000 128K (2) DRIVES 80TR/8S/DD.....\$2995.00  
SANYO MBC-1000 64K (1) DRIVE 40TR/D8/DD.....\$1690.00

**RAM DISK DRIVES \* \* \* (WE STOCK TANDON AND MPI)**

40 TRACK SINGLE SIDE DRIVES FROM.....\$147.00  
40 TRACK DOUBLE SIDE DRIVES FROM.....\$184.00  
80 TRACK SINGLE SIDE DRIVES FROM.....\$202.00  
80 TRACK DOUBLE SIDE DRIVES FROM.....\$272.00  
77 TRACK SINGLE SIDE 8" DRIVES FROM.....\$357.00  
77 TRACK DOUBLE SIDE 8" DRIVES FROM.....\$462.00  
SINGLE CASE AND POWER SUPPLY 5" FROM.....\$53.00  
DUAL CASE AND POWER SUPPLY 5" FROM.....\$86.00  
SINGLE AND DUAL 8" CASE AND POWER SUPPLY FROM...\$200.00

**WINCHESTER HARD DRIVES \* \* \***

(5) SIZES COMPLETE, CASE, POWER SUPPLY, DOS, MOD 3 OR 4  
4.4 MEG.....\$1499.00  
12.8 MEG.....\$1649.00  
14.3 MEG.....\$1749.00  
19.1 MEG.....\$1849.00  
31 MEG.....\$2399.00

**PRINTERS \* \* \***

EPSON FX-80.....\$579.00  
EPSON MX-100.....\$675.00  
SMITH CORONA TP-1.....\$499.00

**CABLES \* \* \***

(2) DISK DRIVES.....\$16.00  
(4) DISK DRIVES.....\$26.00  
PRINTER STD PARALLEL.....\$18.00  
RS-232C.....\$15.00  
SPECIAL CABLES MADE TO YOUR SPEC'S .....\$CALL

**MISCELLANEOUS \* \* \***

COMPUTER POWERLINE FILTERS FROM.....\$25.00  
J-CAT MODEM 300 BAUD DIRECT CONNECT.....\$109.00  
SMART-CAT 1200 BAUD, AUTO ANS/DIAL DIR/CONN.....\$445.00  
SMART-CAT 300 BAUD, AUTO ANS/DIAL, DIR/CONN.....\$190.00  
GREEN CRT FILTER .0125" THICK.....\$9.50  
5.1 MEG MOD3 SPEED-UP KIT.....\$79.00  
16K MEMORY KIT (150NS PRIME NEC CHIPS).....\$18.00  
64K MEMORY KIT (150NS PRIME OKI CHIPS).....\$59.00  
HD04 128K MEMORY UP-BRADE KIT COMPLETE.....\$89.00  
PRINTERS SWITCH, 2 PRINTERS ON ONE COMPUTER.....\$69.00

**DISKETTES \* \* \* (BOX OF 10).....OPUS.....VERBATIM**

40 TRACK SBL SIDE, DBL DENSITY.....\$20.....\$25  
40 TRACK DBL SIDE, DBL DENSITY.....\$30.....\$38  
80 TRACK SBL SIDE, DBL DENSITY.....\$35.....\$43  
80 TRACK DBL SIDE, DBL DENSITY.....\$43.....\$51  
40 TRACK DBL SIDE, DBL DENSITY (FLIPPY)\$30.....\$38  
PRICES AND SPEC'S ARE SUBJECT TO CHANGE, WITHOUT NOTICE

TRS-80 IS A TRADEMARK OF RADIO SHACK-DIV OF TANDY CORP. ALL TRS-80'S FROM MCM ARE CONSTRUCTED TO OUR SPEC'S AND ARE COVERED BY OUR WARRANTY SEE NOTE BELOW.

**\* \* \* PAYMENTS \* \* \***

WE ACCEPT VISA, M/C, MONEY ORDERS, AND CHECKS. NOTE: NON-CERTIFIED CHECKS REQUIRE (2) WEEKS FOR BANK CLEARANCE. NO SALES TAXES ARE COLLECTED ON SALES OUTSIDE OF MICHIGAN.

**\* \* \* DELIVERY \* \* \***

SHIPMENTS ARE MADE PROMPTLY FROM STOCK, VIA UPS, (SIZE PERMITTING), OTHERS, BEST WAY. COSTS UNLESS OTHERWISE NOTIFIED ARE 2.5% OF THE ORDER TOTAL BUT NOT LESS THAN \$3

**\* \* \* WARRANTY \* \* \***

YOUR HARDWARE PURCHASE IS COVERED BY AN MCM 90 DAY, LIMITED, PARTS AND LABOR WARRANTY OR THE WARRANTY OF THE ITEM'S MANUFACTURER CONFIRM YOUR COVERAGE WHEN PLACING AN ORDER. COPIES OF THE WARRANTY ARE AVAILABLE ON REQUEST.

**MIDWEST COMPUTER WHOLESALE  
PO BOX 39278 DETROIT, MI. 48239  
TELEPHONE ORDER LINE (313) 525-3040**

**NEW!** "Where is that Movie?"

Find it quickly, easily with

# VIDEO TAPE TRACKER

Takes the work out of managing your video library: easy to use • stores over 1,000 titles • prints numbered labels • lists by tape and/or title • searches by tape, title, or performer • very fast • ready to use

**TAPE TRACKER** is a real time saver, and the price is right. Make your life easier, order today, toll free:

**(800) 824-7888, oper. 422**

**EQUIPMENT: TRS80 I or III, 48K, 2 disks**

**SPECIAL INTRODUCTORY PRICE:**  
**\$29.95**

**PROSOFT<sup>®</sup>**  
Dep't. C, Box 560  
No. Hollywood, CA 91603 ✓ 108  
(213) 764-3131

TERMS: VISA, MC, checks, COD. Please add \$2.00 shipping in U.S. or Canada, \$5.00 overseas, sales tax in Ca. Most orders filled within 48 hrs.

★ ★ ★ ★

*The Reader's Guide to Microcomputer Books*  
 Michael Nicita and Ronald Petrusha  
 Golden-Lee Book  
 1000 Dean St.  
 Brooklyn, NY 11238  
 Softcover, 410 pp.  
 \$9.95

by Eric Grevstad  
 80 Micro staff

Michael Nicita and Ronald Petrusha have reason to be proud. They've read over 400 of the computer books flooding the market, assessed each one's strengths and weaknesses, and compiled a helpful, perceptive guide for readers ranging from novice micro shoppers to MC68000 Assembly-language programmers.

They're sometimes more pleased with themselves for being cute than for their good work, but that detracts only slightly from this guide's value.

*"While the 100-point scale is a handy shortcut, the guide's merit rests in the reviews."*

*The Reader's Guide to Microcomputer Books* rates books on six topics: computer introductions, CPUs, operating systems and hardware design, programming, software and applications, and specific micro systems. The latter sections are subdivided to let you, for instance, find books on Basic or Pascal rather than hunt through all language entries.

VisiCalc and word processing get separate mention in the software category, and TRS-80, Apple, IBM, Atari, Commodore, and Timex owners can turn to their sections of the systems chapter.

The guide's format is laudably complete. In addition to a short review, Nicita and Petrusha give each book a

numerical rating from 10 to 100 (awarding 100s to only four books, including David Lien's *The Basic Handbook* and Lewis Rosenfelder's *Basic Faster and Better & Other Mysteries*).

Besides title, author, publisher, and price, each entry lists page count, size, and ISBN number—everything a bookseller needs to order the volume you desire. The guide includes indexes by title, author, subject, and rating, and even suggested stock lists for owners of small, medium, and large bookstores.

While the 100-point scale is a handy shortcut, the guide's merit rests in the reviews. As they're limited to a few paragraphs, Nicita and Petrusha sometimes bounce back and forth abruptly, praising a book's good points and then adding reservations about its flaws.

This flip-flopping in the name of fairness is most disturbing in reviews of books that fall in the middle range of their scale (roughly between 60 and 80 points).

But their assessment of each book's

# Gold Plug 80

TRS-80+ MOD I, III, COCO,  
 TIMEX 1000, OSBORNE,  
 T199/4a others

Eliminate disk reboots and data loss due to oxidized contacts at the card edge connectors. GOLD PLUG 80 solders to the board edge connector. Use your existing cables. (if gold plated)

COCO MODULE INSTALLATION AVAILABLE

## COCO Disk Module

### GOLD PLUG 80 Mod I Mod III



Ground tab extensions

- GOLD PLUG 80 Mod I (6) **new SPECIAL PRICE** \$44.95
- Keyboard/EI (mod I) 15.95
- Individual connectors \$7.95
- GOLD PLUG 80 Mod III (6) 48.95
- Internal 2 Drive Cable 29.95
- Mod III Expansion port 9.95

- COCO Disk Module (2) **new SPECIAL PRICE** \$16.95
- Ground tab extensions INCL
- Disk Drives (all R.S.) \$7.95
- Gold Disk Cable 2 Drive 29.95
- Four Drive Cable 39.95

The GOLD PLUG 80 extends the existing connection 1/2". The ground tab extensions extend the ground tabs 1/2" to contact the ground clips. The ground reduces the RFI interference to the monitor.

Available at your favorite dealer or order direct from E.A.P. CO.

The Gold Plug 80

Dealer Inquiries Invited

GOLD PLUG 80-E.A.P. COMPANY 216

USA shipping \$1.45  
 Foreign \$7.

Can/Max \$4.  
 TEXAS 5% TAX



P.O. Box 14 Keller, TX 76248 (817) 498-4242

+ trademark Tandy Corp

best audience, whether elementary computer students or S-100 interface architects, is excellent, and their knowledge—or at least the range of topics on which they're willing to express opinions—is encyclopedic.

The reviewers praise Thomas Whiteside's *Computer Capers*, a 1978 book about mainframe embezzling schemes, and general-audience works such as Tracy Kidder's *The Soul of a New Machine*, as well as more technical entries.

Thomas Crowley's *Understanding Computers* (1967) is "an almost archaeological curiosity," to be "avoided for its technological obsolescence," but at the same time is "a rare window into an earlier generation of computer technology."

Also, Nicita and Petrusha are concise and witty writers. They say of an otherwise respectable work, "*CP/M Simplified* is at times CP/M disorganized." Dismissing *Dune* author Frank Herbert's *Without Me You're Nothing*, they quip, "We can only hope that [this

*"... the authors... clearly relish every opportunity to lash bad books with smart remarks."*

book] is not the beginning of a new tetralogy."

Herbert's not the only author who draws their scorn by trying to cash in on computers without caring about books' quality. T.G. Lewis' *How to Profit from Your Personal Computer*, the reviewers say, should be titled *How to Profit from Writing About Personal Computers by Including the Word "Profit" in the Title*.

This is fun, but it grows a little tiring. "We make no apologies for the sometimes acerbic opinions expressed in this first edition," the authors boast in their introduction, and they clearly relish every opportunity to lash bad books with smart remarks.

Explaining their rating system, they say that a score of 90-100 means "excellent," 80-90 "superior," and 10-40 "the best thing about these books may be the reviews."

But, if you can tolerate the authors' vanity, the *Reader's Guide* is a valuable reference work. No one will ever be in the market for every book reviewed here—there are 29 specific TRS-80 books, plus Z80- and language-oriented works that Tandy owners might use—but someone could conceivably use this book to decide which introduction to computers to buy, then what software guides to buy after getting a micro, and finally the best books to help in advanced programming and hardware practice.

The average micro owner, *Computerworld* says, will buy eight books as well as peripherals and software. If you're a beginner, the *Reader's Guide* deserves to be your first. If you're a veteran, it might deserve a place as your ninth. ■

• **DISPLAYS CORRECT SPELLINGS:** If you don't know the correct spelling, EW will look it up for you, and display the dictionary.

• **VERIFIES CORRECTIONS:** If you think you know the correct spelling of a word, EW will check it for you before making the corrections.


• **HYPHENATES AUTOMATICALLY:** (Optional). Inserts discretionary hyphens throughout text.

• **GRAMMAR & STYLE CHECKER:** (Optional). Identifies 22 types of common errors. Makes suggested corrections with the stroke of a key. Runs within EW.

• **50,000 WORD DICTIONARY:** Uses only 2½ bytes per word; add as many words as you wish.

• **FAST CORRECTING:** In as little as 30 seconds, Electric Webster can return you to your Word Processing program, with your text fully corrected and on your screen.

• **INTEGRATES:** into 11 different word processing programs: Wordstar, Spellbinder, Newsprint, Lazy Writer, SuperScripsit, Scripsit, Electric Pencil, Copy Art, Superscript, Zorlof, and Magic Wand (specify). Begins proofing at the stroke of a key; returns you to word processing automatically.



**"The Cadillac"**

of spelling checkers  
*80 Microcomputing, 9/82*

**VOTED #1:** If this sounds too good to believe, you don't need to take our word for it. Take the word of the thousands of *80 Micro* readers who voted Electric Webster the #1 spelling checker (1/83). Take the word of the scores of professional software reviewers who have raved about Electric Webster. Or, ask your local computer or software dealer for a demonstration, and see for yourself!

**ACCLAIMED:**

"Electric Webster is the best. Just read any review in any magazine and I don't believe that you will find even one disagreement to that statement." *CINTUG, Cincinnati's Users Group Mag., 4/83*

"In my opinion, the perfect combination is Correcting Electric Webster with the hyphenation and grammar add-ons. To my surprise, it fills every reasonable expectation. It is fast, easy to use and accurate." *Desktop Computing, 12/82*

Performance "Excellent"; Documentation "Good"; Ease of Use "Excellent"; Error Handling "Excellent". *Info World, 8/82*

**LOW PRICES:**

TRS-80 Electric Webster	\$ 89.95
w/Correcting Feature	\$149.95
Hyphenation	\$ 49.95
Grammar & Style Checker	\$ 49.95
CP/M or MS/DOS	
Electric Webster	\$209.95
(includes Correcting Feature and Hyphenation Option)	
Grammar & Style Checker	\$ 49.95



**CORNUCOPIA SOFTWARE**

(415) 524-8098

Post Office Box 6111 Albany, California 94706

✓45

★ ★ ★

**Draw**  
\$29.95

★ ★ ★ ★ ★

**Kwikdraw**  
\$74.95  
Lichen Software  
6603 N. Lee St.  
Spokane, WA 99207  
Model III, one disk drive  
48K, TRSDOS 1.3

by Thomas L. Quindry

**D**raw and Kwikdraw are screen editing programs that let even novice users create and simultaneously display both graphics and text on either a screen display or an Epson MX-80 printer (except the MX-80 with Grafrax Plus). While both are good programs, Kwikdraw is written in machine language and is faster and more versatile than Draw.

Each program comes on a data disk. While you need only one disk drive to use either program, you need two disk drives to transfer the programs to a TRSDOS disk.

You can easily combine text and graphics in either Basic or machine-language programs. Draw offers adequate but minimal drawing capabilities; Kwik-

draw offers two or three times the versatility and much greater speed.

**Draw**

Draw provides 20 commands. You use the arrow keys and numeric keys 1-9 to position the cursor. The numeric keys locate the cursor at positions relative to the key's location on the keyboard; for instance, the 5 key positions the cursor at center screen.

The arrow keys display information according to how three display keys are set. The V key generates a conventional display of white on black, the I key displays inverse video, and the N key allows the cursor to move across the screen without affecting the display.

Draw's most useful command is for circle drawing. It produces circles of almost any diameter and obviates the tedium of trying to draw circles freehand.

Draw's fill command is another useful feature. It fills in areas of the display in either black on white or white on black. Switch between these two modes with the Reverse Screen command.

To draw diagonal lines, you have to specify the beginning and end points. Other commands let you draw horizontal or vertical lines to the screen edge or the nearest intersection of the same specified color.

You can also specify the character mode to add text to your display. In the

character mode, it's fairly easy to enter commands and return to the graphic mode.

The @ key acts as a control key for commands. You can also enter all the available Model III special characters by special command.

You can load your display into an ASCII disk file to save it for later retrieval. You can read this file from your Basic program, and so transport your art work to another program. You can also insert a display into machine language programs, but that's beyond the scope of Draw's instruction manual.

With Draw, you can overlay any saved file over an existing display. By creating modular shapes and patterns in different files, you can overlay them for a more interesting effect. You can always undo the display if you've saved the original.

If you want a printout of your display, you have a printer selection of TRS-80 mode or MX-80 mode. Draw uses the TRS-80 graphic capabilities of the MX-80 printers.

The mode you select depends on your printer's interior switch settings. You can set the Epson switches to either mode. Epson's TRS-80 mode recognizes the graphics character codes in your TRS-80 manual.

The MX-80 mode recognizes the graphics character codes as having a

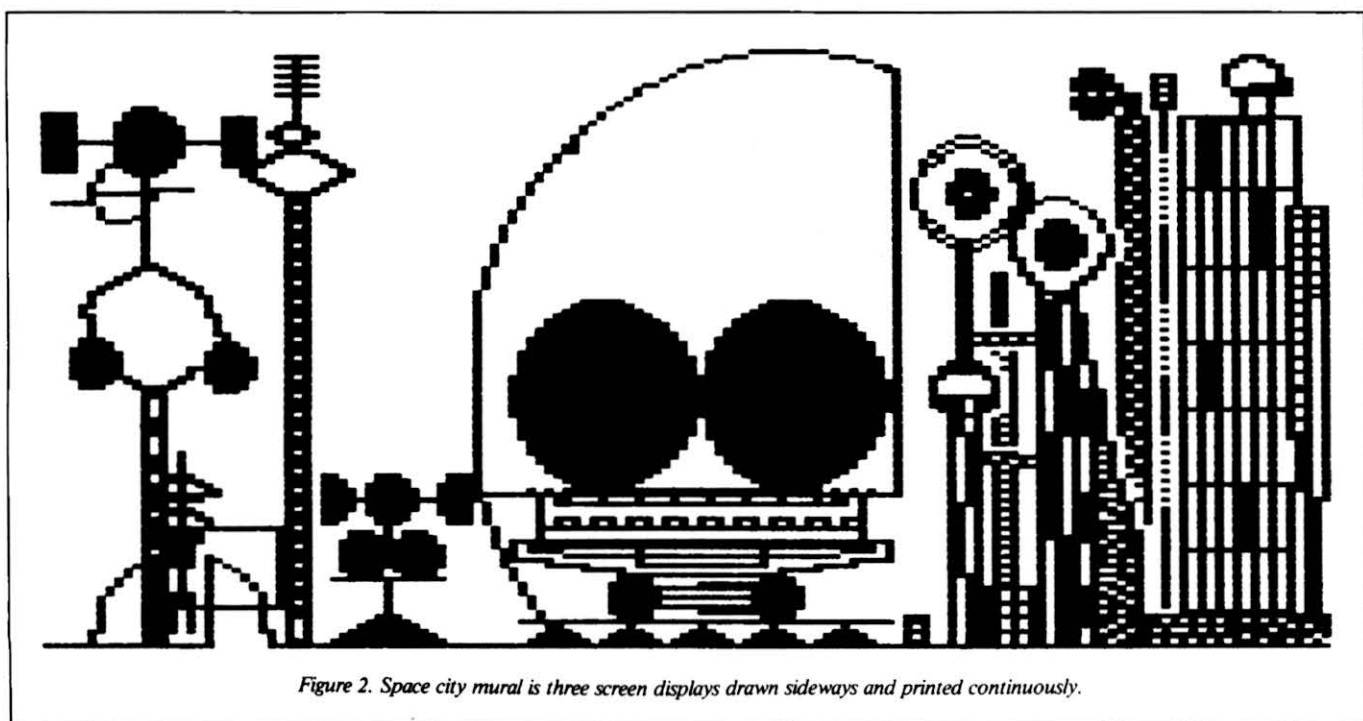


Figure 2. Space city mural is three screen displays drawn sideways and printed continuously.

value of 32 higher than the TRS-80 graphic characters. You get the Epson's most useful mode if you use software and switch selection to choose MX-80 mode.

When you give the command to line print the display, Draw's current printer default settings appear. The printer mode you're using determines the available settings.

You can change the settings for condensed character, normal, or double mode, and for emphasized or double-strike. The double mode is actually 66 characters per inch (cpi) rather than 40 cpi. The condensed printing mode has a printout display that closely approximates the video screen display.

Now you can choose to start the printout flush left, centered, or flush right. A good error-checking routine tells you when you can't use a printer setting.

Unfortunately, you can't set the MX-80 or TRS-80 mode at this time. You must make that selection at the earlier stage of the program.

You'll probably need to read Draw's 21-page manual only once. It explains the commands adequately, and the program is user friendly.

While creating your graphics display, you can return to the menu at any time to call up files that give you helpful information. One such file provides all the ASCII codes and indicates what appears on the screen if you use the special character command.

You can draw circles or change the printer mode only from the menu. After you finish using the menu, Draw restores your graphics screen.

A program listing in the manual shows how to use your displays in a Basic program. I don't know why this listing isn't on the disk as a user convenience.

In addition to the seven files that comprise Draw, the disk contains 10 sample display files and a display file that illustrates the fill routine.

The greatest inconvenience in programming with Draw is that you must protect high memory. You must remember what value to set since no remark statement in the program indicates that value.

I've corrected this in my copy by adding the following line to Draw, then saving the modified program:

# We have CP/M<sup>®</sup> for Radio Shack computers.

## 2,000 new programs for your TRS-80<sup>®</sup> 12.

CP/M is the runaway leader in disk operating systems, but until now owners of Radio Shack computers have been locked out of the thousands of useful programs that operate on CP/M.

Now you can put the power of CP/M into your Radio Shack TRS-80 II, 12, or 16, and be able to use all the popular and useful software—and hardware—that has been previously out of your reach.

## Use any printer.

Instead of being chained to Radio Shack hardware, you'll be able to add a video terminal, any printer (serial or parallel) and several Winchester hard disk drives with storage up to 80 megabytes.

## Yes! Send me free information

### about CP/M for Radio Shack.

Name \_\_\_\_\_

Address \_\_\_\_\_

City \_\_\_\_\_ State \_\_\_\_\_ Zip \_\_\_\_\_

Phone \_\_\_\_\_

or send us your business card.

Pickles & Trout<sup>®</sup>, P.O. Box 1206, Goleta,  
CA 93116 (805) 685-4641

## Uses only 8.5K of memory.

Since our first version went on the market in 1980, we've condensed and refined it into a compact, easy-to-use system enjoyed by thousands of users.

Besides the standard Digital Research CP/M manual, you'll get the 250-page manual we've developed through our long experience in adapting CP/M to Radio Shack computers. Our manual has lots of examples and an index and glossary.

You'll have your first working disk in ten minutes.

## Only \$200.

The floppy disk version of Pickles & Trout CP/M is \$200. The hard disk versions (for Tandy, Corvus, and Cameo) are \$250, except for the multi-user Cameo, which is \$400.



Draw works very well, and meets the needs of the casual programmer. It's painfully slow, but it provides an alternative to a more expensive graphic and text editor program.

### Kwikdraw

Kwikdraw is faster, more powerful, and more expensive than Draw. Drawing a large circle takes only a few seconds with Kwikdraw; Draw needs one to two minutes for the same task. Kwikdraw includes all Draw's functions, and many more sophisticated capabilities.

One useful command moves one figure, text, or the entire display to another location on the screen. For example, you can move a cloud from the left side of the screen to the right side without altering the rest of the display.

The wraparound feature lets you put half of the cloud on each side of the screen. Another option moves the outline of an object and leaves its contents intact at the original location. You can also duplicate an object and leave the original in place.

One command shifts the whole screen right, left, up, or down. With this command, you can reposition a symmetrical pattern for different graphic effects.

You can save Kwikdraw displays in two ways: to a disk file or to memory buffers. You can save up to 10 displays in memory. Kwikdraw will overlay any of these displays or one from a disk file on the current screen display. With Kwikdraw's settings, you determine which part of the overlay dominates when the display characters or graphics conflict.

The Juxtapose routine places any buffer displays over the screen display, but not permanently. The buffer you select for juxtaposing flashes over the display.

You can use this feature to copy part of the display from the buffer to your screen display manually or to see how the combination might look. I find it useful to juxtapose a buffer to see what it contains before I save my current screen display to it.

One feature of Kwikdraw reverses the image of your display around a horizontal or vertical axis. I'd like a command that provides a mirror image of the left side of the screen on the right side without eliminating the left side. Then you'd get some great symmetrical or kaleidoscopic designs.

## *"Kwikdraw offers much more control than Draw."*

Line printer control is better with Kwikdraw than with Draw. You can print specified buffers on the screen display. Printing any of the buffers is a






Figure 3. Window command shifts symmetrical display for different effects.

background operation. You select which buffers you want printed, then return to the screen display or perform any other function while printing resumes.

You can even change the contents of the buffers you've selected for printout. After a buffer has been printed, you can fill it with another display and reselect

the buffer for printing. You can do all this before the current printing operation is complete.

Kwikdraw has three file saving options. In addition to an ASCII file, you can save the display as a Basic subroutine file or an object code file. The three files load back into the Kwikdraw program without conversion.

You can merge the Basic subroutine with your Basic program and call it. The ASCII file is called from Basic in much the same way as in Draw. The object code file is placed anywhere in memory for later use by your Basic or machine language program.

The manual gives examples of each type of file. Four examples are on the disk as demonstration programs. You can easily incorporate these demonstration files into your program to save typing and eliminate keying in errors.

Kwikdraw offers much more control than Draw. As in Draw, you display programming information on the screen to give you the command codes available or the current settings for the controls.

If you don't like the default settings in Kwikdraw, you can change them and save your own file with the specified settings in it. You do the same for printer settings.

The manual for Kwikdraw is 54 pages and full of information. Kwikdraw is very user friendly, so you'll probably read its manual only once also.

I find no major faults with Draw or Kwikdraw. Some idiosyncracies do exist. Using Draw for circles that don't reside entirely on the screen can produce some unexpected results.

Using the routine to move a figure outline without moving its contents sometimes causes problems. Also moving a figure that extends to the edge of the screen doesn't always work. After you experiment, you'll learn what to expect and how to avoid any surprises.

If you expect to use graphics displays only on a limited basis, Draw is a good bargain. If you plan to use extensive graphics displays, spend the extra money for Kwikdraw. Both are good programs and will serve you well.

Nearly any display you create with Kwikdraw you can also create with Draw. It just takes longer with Draw and requires more ingenuity to accomplish the same results. ■



# REVIEW DIGEST

**Radio Shack Model 4**, Tandy/Radio Shack, One Tandy Center, Fort Worth, TX 76102, \$1,999.

"...the Model 4 is a very powerful, flexible computer system. It can be used equally as well in a home as in a place of business. Either way, it is well worth the...price." *Interface Age*, September, p. 79.

**The Official Silicon Valley Guy Handbook**, Patty Bell and Doug Myrland, Avon Books, New York, NY, 105 pp., \$3.95.

"...the authors have managed to produce a gentle and surprisingly sensitive spoof of the stereotypical computer *wunderkind* lurking about laboratories and back rooms...: average-looking, bespectacled, his pale-blue polyester trousers a trifle too short, a wrinkled corduroy jacket (tan, of course), and a plastic pocket protector abulge with writing implements. And an ID badge. And a clip-on tie. And a beeper on his belt.

"...About the only people who won't appreciate it are in-house systems analysts, programmers, field engineers..." *Personal Computing*, September, p. 164.

**CoCo-Cooler**, Rem Industries Inc., 9420 "B" Lurline Ave., Chatsworth, CA 91311, Color Computer, \$39.95.

"...Thank goodness for CoCo-Cooler, a cooling fan from Rem Industries.

"...If you use your Color Computer for serious functions such as word processing, programming, or setting high game scores, you should invest in a CoCo-Cooler. The rea-

sonable price of \$39.95 may save you from your next system crash..." *Creative Computing*, September, p. 64.

**The Computer Camp Book**, Yellow Springs Computer Camp Inc., Yellow Springs, OH, 227 pp., \$12.95.

"...There's no quarrel with the information in this book... Even educators and planners interested in establishing an extracurricular activity could gain a wealth of ideas and insight from *The Computer Camp Book*.

"...Sounds like a fine book, doesn't it? It is, if one stops at content and organization and has no interest in the quality of the physical product. ...the overall design suggests a cheapness unworthy of the book." *Personal Computing*, September, p. 167.

**Martian Patrol**, Melbourne House, Dept. CS 347 Reedwood Drive, Nashville, TN 37217, Models I and III, 32K, \$19.95 disk, \$15.95 cassette.

"You man a sophisticated land rover that just happens to be well armed and highly maneuverable.

"...The object of *Martian Patrol* is to explore various sections of the planet surface. ...As you bounce along the surface you must avoid large craters, outcroppings of rocks, and land mines. ...Combine all of these hazards with concentrated air attacks from enemy ships, and you have one heck of a game." *Creative Computing*, September, p. 161.

**Thesaurus and Thesaurus Builder**, Refware, POB 451, Chappaqua, NY 10514, Models I and III, \$89.95 and \$149.95.

"...is Refware's Thesaurus genuinely practical?... I don't think so.

"...Some TRS-80 owners will enjoy the novelty... while others will howl about the price—more than 10 times the cost of a Roget paperback." *Popular Computing*, September, p. 197.

**Moptown**, The Learning Company, Follett Library Book Company, 4506 Northwest Highway, Crystal Lake, IL 60014, Color Computer, 16K Extended Color Basic, \$45 disk, \$40 cassette.

"...The Moptown program is a series of eleven learning activities, each designed to be progressively more difficult. Students from ages six to thirteen will have a challenging experience working through the Moptown activities.

"...As the activities progress, the students must learn to identify differences and patterns, and develop strategies to solve more complex problems." *The Color Computer Magazine*, September, p. 115.

**Penguin**, Displayed Video, 111 Marshall St., Litchfield, MI 49252, Models I and III, 48K, \$19.95 disk, \$15.95 cassette.

"The graphics in *Penguin* are cute, and the gameplay is light-hearted, but the sound effects are definitely lacking in intensity and complexity. ...*Penguin* is still a quality game that deserves a place in any software library." *Creative Computing*, September, p. 158.



# The PRODUCER

## The Professional Program Writer.

59

What has your computer done for you lately? You bought it to be a powerful and time saving tool. But if lack of good software keeps you frustrated and makes your computer an expensive and idle gadget, The PRODUCER is here to solve your problem.

Now you can design and produce professional quality programs that meet your exact specifications and you don't even need to understand programming at all.

### THE PRODUCER IS A SOFTWARE PACKAGE THAT WRITES PROGRAMS FOR YOU.

Even though you have no knowledge about how to write programs, you can now create impressive, sophisticated and functional software to manage your data. You answer simple English questions, draw your screen on your monitor exactly like you want it, and The PRODUCER writes the entire BASIC program by itself.

### THE PRODUCER WAS DESIGNED FOR MICRO COMPUTER OWNERS WHO CAN'T FIND THE SOFTWARE PROGRAM TO DO WHAT THEY WANT IT TO DO.

You may never need to buy another computer program to store and retrieve information, perform calculations on your data and get displayed and printed reports. The PRODUCER can create customized software of truly professional quality.


The PRODUCER makes the micro computer a useful tool to the novice and saves many hours of programming time for the experienced computer professional.

### IF YOU ARE A NOVICE

The PRODUCER can make you feel like a pro. The Basic code is written for you. You push buttons, answer questions and watch the program develop in this remarkable process.

### IF YOU ARE A PROFESSIONAL PROGRAMMER

The PRODUCER can be the time-saver you need to increase your productivity and make your job easier. The PRODUCER provides many of the advanced features found on products that cost many thousands of dollars more. You'll be proud to show your clients the professional quality programs created by The PRODUCER.



Listen to what one of our users wrote recently:

*The PRODUCER has proven to be the greatest. I used to spend 70% of my time writing programs to create, maintain, sort, and list data. No More. Days and weeks of programming are now reduced to minutes and hours. The PRODUCER has increased the productivity of my custom software firm by 400%. This product is in a class reserved for the best.*

A. Copelle, Northbrook, Illinois.

### HOW DO I LEARN TO USE THE PRODUCER

In each TRS-80 version, we have provided a systematic guided tour of The PRODUCER program generator process. For the Model I and III, an audio cassette tape tutorial is part of your package. One of your fellow PRODUCER owners talks to you as you go through the step-by-step lessons. The tapes not only teach you the operating process, they enable you to actually create a program of your own design while you learn.

We have provided over 200 pages of thorough documentation in The PRODUCER Reference Manual, but we encourage you not to read the manual until after you have completed the tutorial. We've had many rave reviews from our users, like this one from S.R. Foster of Pensacola, Florida:

*The tutorial was an excellent starter. It enabled me to get on with it without days and days of reading. Very helpful.*

## WHAT DO YOU GET WITH THE PRODUCER?

You will be impressed with the professionalism of the PRODUCER package:

**DISKETTE(s)** containing PRODUCER Program Development System.

**REFERENCE MANUAL** of over 200 pages of extensive, easy to read, well organized material. Attractive hardback 3-ring binder. Color keyed index tabs separate the chapters. Comprehensive alphabetical Index refers to specific chapter subsections.

**QUICK REFERENCE CARD**

**REGISTRATION CARD**

**TUTORIAL SESSION** including audio cassettes and detailed follow-along outline, written and produced by fellow PRODUCER user.

**FREE HOME INVENTORY MANAGEMENT PROGRAM** (\$59.95 value as a sample) allowing you to use a finished program immediately.

**ONE YEAR SUBSCRIPTION** to the PRODUCER newsletter

**TOLL FREE NUMBER** for technical assistance, available only to registered PRODUCER owners.



Pictured are the components of the Model III version of The PRODUCER. Other versions may vary slightly.



59

## HOW THE PRODUCER WORKS

We think you will be impressed with the ease of operation and the amazing versatility of features you get with the PRODUCER. Here is a step by step overview of the program writing process. The screen shown is an unretouched photo of the Master Menu from which each of these steps is selected.

### Planning Your Program

The PRODUCER provides a helpful planning form you can print on your own printer. It helps you organize your thoughts to create a tailor made program to meet your needs

### Creating The Screen

Visible on your monitor will be the screen where information will be entered, edited and displayed. There are six simple steps to follow in creating your screen.

#### 1. Draw Your Screen

Using the arrow keys construct the screen in any configuration you desire. With single keystrokes, enter large graphic letters and borders. Edit at will until you are satisfied.

#### 2. Define Message Areas

Select an area of your screen where The PRODUCER messages to you will appear.

#### 3. Define Input Fields

The PRODUCER will ask you questions about the areas where you will enter the data. You specify the length of each area or field, as well as acceptable characters in each field.

#### 4. Define Display Fields


Locate the display fields anywhere you want on your screen. These show the results of the calculations you want made on your data.

#### 5. Define Custom Prompts

You select an area where help messages to yourself can be displayed.

#### 6. Save Your Results

Assign a working name for your program and save it to disk.



### Editing Basic Data

1. Edit any part of The PRODUCER program you have created -- screen field names, lengths, prompt areas, etc.
2. Type in any help message you want as a custom prompt to help you operate the program.
3. Easily create calculations for your program using actual field names. You can use the contents of any numeric field and all math operations including logical operators.

### Making Basic Code

Press a key, sit back and watch The PRODUCER do all the work of creating BASIC code for your program. You can see the program lines appear on your screen. Complete error checking is done for you.

### Building Reports

Virtually any report is available to you thru our NEW free form report generator. It works with any size paper. You are allowed up to 100 calculations within the report. You can specify exact position of any text information to any position on your paper (even preprinted forms, checks, etc.). An amazingly versatile tool.

### Building The Program

Put the finishing touches on your program by selecting cursor type, size, flashing speed, auto messages, custom logos, etc. After your selections have been made, press a key and your entire finished program is created in less than 5 minutes. That's all there is to this remarkably simple program generation process.

Continued

## TECHNICAL INFORMATION

The PRODUCER provides many advanced features which allow you to do "magic" with the programs you create.

### The SCREEN GENERATOR

- \*Use the full screen (all lines and column positions)
- \*Create a professional well organized screen with graphics
- \*Save up to 9 separate screens in memory at one time and get instant access to each
- \*Move the cursor to any location on the screen
- \*Replicate bars/lines/graphics to define certain screen areas
- \*Access an instantly available Help Menu of all Screen Editor commands
- \*Insert and delete any character with a single keystroke
- \*Clear or erase selected areas of any screen
- \*Insert and delete whole lines on the screen
- \*Center any text on the screen
- \*Move any rectangular block of text anywhere on the screen (block move)
- \*Create titles with a single keystroke large graphic letter alphabet
- \*Move portions of screens between different screens (cut and paste)
- \*Save any number of screens to disk at any time
- \*Recall any screen from disk any time
- \*Create BASIC lines to re-create any screen

### FILE and RECORD HANDLING

- \*Rapidly access records with BTREE File structure
- \*Search for a record with only the first few letters of the name or key (partial key) (Example: locate PRODUCER by typing PR)
- \*Recall and edit duplicate and multiple keys (Example: Several last names may be the same on a file and you can find and edit them individually)
- \*Fully edit any part of a previously entered record
- \*Recover unused space automatically upon deletion of a record
- \*Enter data very fast with the special batch mode
- \*Recall immediately any record after it's been entered, eliminating time consuming sorting and indexing
- \*Rapidly access any record anytime (2-4 seconds average)
- \*Globally search and replace data in certain fields in selected record range
- \*Automatically rebuild any file to meet new specifications. No need to re-enter data when a file needs to be restructured.
- \*Balance any BTREE file automatically to reorganize and speed up file access time
- \*Recover from power failure and easily rebuild files that have been damaged. Avoid laborious re-entry of long data files

### SCREEN ORIENTED INPUT and EDITING of DATA

- \*Insert and delete characters at any position in any field. No "back to start" retyping of data
- \*Move forward or back to previously entered fields to edit using the arrow keys. Totally non-destructive cursor. Does not require re-entering of each data field
- \*Move within any field using the arrow keys
- \*Move instantly to any field with Control G command
- \*Exit from input/edit mode at any point allowing immediate escape from data entry mode. Allows partial information to be entered for each record without the annoying, time consuming need to press ENTER for each blank field not used at the time of entry
- \*Duplicate field information from a previous record with one keystroke. No need to re-enter duplicate information, addresses, etc. on consecutive records
- \*View a custom prompt, your own custom reminder or help message for each field with 1 keystroke
- \*Verify each character typed automatically
- \*Enter data as fast as you want, even if you are a speed typist
- \*View visible display of automatic field length restrictions
- \*View prompts for each field showing number of characters allowed

### PRINTED REPORTS

- \*Create up to 9 separate reports at a time in a finished program
- \*Generate any number of reports you want (no limit)
- \*Select reports by name from a report menu in the program
- \*Select from six different automatic report formats including custom mailing labels
- \*Instantly print reports by key with no time consuming sort necessary
- \*Sort and print any other (non key) field with the fast machine language sort
- \*Sort only records that meet your search criteria
- \*Sort on more than one field if desired
- \*Use any restrictions or search criteria to determine which records will be included in a report
- \*Use any number of multiple search criteria (including logical) (Example: You can search for all the males who are single, and drive a car that are over 24 years old but less than 35 years old)
- \*Send any special command to your printer before or after any report
- \*Specify any line length needed and any page length desired
- \*Select single line or multiple lines per record, even one page per record
- \*Total any fields during the report (running totals)

### FREEFORM REPORT GENERATOR

- \*Specify column and row of every heading and field
- \*Allow up to 100 of interfield calculations, even string calculations
- \*Include any text anywhere on the screen
- \*Keep sub-totals on any field and print at any time in any format
- \*Format any numeric fields anyway you wish
- \*Print reports on pre-printed forms, checks, etc.
- \*Create form letters with merged field data, with no word processing necessary
- \*Put any field anywhere on the page. No limitations

### ADVANCED CALCULATIONS

- \*Globally recalculate any field in any or all records. (Example: If file is a list of gold assets and the spot price changes, each separate asset may be recalculated with a new value for the spot price)
- \*Use all math operations including exponentiation and trigonometry
- \*Use logical calculations such as And, Or, Not, etc.
- \*Use any level of parenthesis in calculation formulas
- \*Save results in any field and display results in any field
- \*Store temporary results in several extra memory slots
- \*Pass calculation results between records
- \*Determine the exact order of calculations
- \*Display or save results at your option in the finished record

### OTHER ADVANCED FEATURES

- \*Edit any part of any program without starting over or redefining the entire program
- \*Create screen and input modules only (for professional programmers)
- \*Create Calculate-only programs with the easy desk-top super calculator program
- \*Design custom logos for your program
- \*Control cursor type, size, flash speed, etc.
- \*Design custom prompts or help info for any field

### YOU ALSO GET

- \*FREE 1 year SUBSCRIPTION to PRODUCER Newsletter
- \*TOLL FREE assistance number for all registered users
- \*REFERENCE MANUAL of over 200 pages
- \*FREE audio TUTORIAL

The  
PRODUCER

## WHAT ARE PRODUCER USERS SAYING?

We continue to receive testimonials from satisfied users almost every day. Here's a sampling of the feedback we are receiving:

### VALUE

*VERY impressive! No matter how much I use the PRODUCER, there is no doubt I got my money's worth. It is clear the program, packaging and tutorial are developed with lots of thought....Very user friendly! Congratulations!*

R. N. Forbes, Los Altos Hills, California

*The PRODUCER package I received was excellent. The finest software package I have ever purchased. Far beyond my expectations.*

S. R. Foster, Pensacola, Florida

*I think the PRODUCER will save me so much time that it will give me the time to do the more important tasks that my business calls for and the money I'll save from not having to buy canned programs that are overpriced. Now with the PRODUCER I can write a program overnight to do almost anything I want it to do and with written reports to boot. Talk about saving time and money. I feel the PRODUCER will pay for itself with my first three programs.*

S. Tornatore, Canastota, New York

*The PRODUCER is a very impressive software package. It is well worth the money. While other micro owners are printing mailing labels, I am now selling them programs to use. I now have more time to spend enjoying my computer.*

V. E. Ryberg, Bloomington, Illinois

*I'm in love with the PRODUCER. It's one of my favorite programs.*

R. Selsback, Burlingame, California

*It was very complete and professionally done. The packaging and program seem to have been thought out before assembly and sale. The 'value' of the deal, everything included was the best I've seen to date.*

G. Slusher, Martin, Kentucky

*Very professional packaging. It gave the feeling of getting your money's worth before even running the program...Very easy to use and leaves very few questions unanswered...As you can see, I like the PRODUCER and was impressed with how trouble free it is.*

A. C. Vincent, Napa, California

*Excellent. Above and beyond other software.*

R. Haggood, Henrietta, Texas

### VERSATILITY

*The PRODUCER is the best all purpose program generator I have used. (We have tried almost all of them.) The generated code is bug free, well commented and efficient.*

R. A. Copella, Northbrook, Illinois

*I bought the PRODUCER to save time. I feel capable of being able to write almost all programs I need. The PRODUCER generated programs will save a lot of time writing basic code and debugging. Using the PRODUCER I can write a good database type program using math calculation in about three hours. I don't have to tell you how long it would take writing the same program from scratch.*

S. Tornatore, Canastota, New York

*A special thanks to Roger and all of you. You've made my computing life easier and better. My 10 year old can't wait to get his hands on the PRODUCER.*

J. D. Konkler, Columbus, Ohio

### DOCUMENTATION

*The Reference Manual is a work of art. Not only is it attractive and easy to use, it is so well organized, documented and logically written that the manual is a rarity in the software market place.*

S. R. Foster, Pensacola, Florida

*One of the best I've seen. We write about 20 volumes of material per year. Take it from a 'pro', it's good!*

J. Crespi, Sherman Oaks, California

*The PRODUCER Reference Manual is professionally written to provide ready access to easily understood answers to questions which arise during use of the PRODUCER.*

R. A. Copella, Northbrook, Illinois

*The Reference Manual is supreme and superior to anything I have worked with.*

R. A. Neuman, Okemos, Michigan

*Very well laid out and organized. One of the best I've seen.*

J. D. Konkler, Columbus, Ohio

### QUALITY

*Thank you for an excellent program. I agree that The PRODUCER will change the entire concept of program creation in the future. But for now, you stand as the best data-base-management-system I can buy.*

E. Sung, Vancouver, B.C.

*Your system really is Software of the Future. Your staff has insight others of us only dream of. Congratulations on a product of extraordinary design.*

S. R. Foster, Pensacola, Florida

*This is an excellent program. At this point I am totally pleased. This is by far my number one software and I will use it anywhere and everywhere I possibly can both personal and business. Once again congratulations to all of the people involved.*

R. A. Neuman, Okemos, Michigan

*Comparison shopping indicates the PRODUCER's superiority to all others. And I already own most of the others.*

R. A. Copella, Northbrook, Illinois

*Glad to see you take an interest in what some of us hackers are up against. I think the PRODUCER will make the software hackers upgrade their products to this high level quality of the PRODUCER. I'm sure you realize that there is a lot of garbage on the market.*

D. J. Smith, Lombard, Illinois

*I was impressed by the professional appearance of your program. Other software I have received were on copy paper and stapled into a booklet with very vague instructions.*

W. J. Mahaffey, Absecon, N. J.

### USE

*The program is almost idiot proof.*


J. Crespi, Sherman Oaks, California

*It is a very friendly friend and we will be working together for some time to come.*

R. A. Neuman, Okemos, Michigan

*Very easy to use and leaves very few questions unanswered.*

A. C. Vincent, Napa, California



# The PRODUCER

MODEL I version ..... \$149.95

MODEL III version ..... \$149.95

Available FALL/83 for

MODEL II ..... \$299.95

MODEL IV ..... \$199.95

MODEL 12 ..... \$299.95

MODEL 16 ..... \$299.95

MODEL 16 XENIX ..... \$499.95

IBM - PC ..... \$299.95

## PRODUCER SOFTWARE

Box 1245  
Arlington, Texas  
76004-1245

Texas 817-274-6998

800-433-5355

# Hello Bar Codes, Goodbye Keyboard?

by Hermes S. Mendez



★ BUCKLE UP

Human error. That's what can make the keyboard, the most common means of entering data into a computer, inefficient. That's also why industries whose business requires a great deal of data input have encouraged other, more consistently accurate, means of data entry.

Optical scanning represents such a means. In optical scanning, the computer reads data directly, bypassing the keyboard and the possibility of human error. One method of optical scanning that currently enjoys widespread implementation and is expected to have a bright future is bar code technology.

Bar codes are graphical representations of binary coded data in the form

---

**Through bar code technology you can input data faster and more efficiently than by keyboard.**

---

of black and white spaces. The data can comprise anything adaptable to binary encoding—inventory numbers, prices, product identification, and so on. A laser

reads the bar code, translating and transferring the information to a computer in a virtually error-free environment.

#### A Brief History

Before getting into the basics of bar code technology, you should first take a look at its history. I checked the patents granted to bar code technology and found that in 1949, the U.S. Patent Office issued a patent for circular bar codes. By 1960, it patented the Rail Identification Symbol by Sylvania. Following this code was a proliferation of different bar code techniques.

By 1970 an ad hoc committee for U.S. supermarkets brought about the Universal Product Code (UPC)—the



most widely known code due to its use in grocery stores. The UPC, formally adopted in the U.S. in 1973, was closely followed by a European version of the code in 1977.

The early 1980s brought wider acceptance of bar codes as the Defense Department adopted bar codes to keep track of supplies and equipment. Bar codes have grown to wide acceptance and use within such industries.

The general public became aware of bar codes only when grocery chains converted their checkout counters to automatically read bar code information. A laser beam, which crisscrosses on the food item, detects the bar code pattern, deciphers it, and accesses the computer's memory for specific information on the item.

By 1981, over 4,000 U.S. and Canadian supermarkets implemented the necessary scanning equipment.

#### Who Benefits?

Some of the obvious consumer benefits of grocery-store bar codes are:

- almost flawless entry of the price information;
- the name and price of the specific item on the cash register tape;

● less time standing in the checkout line (studies show a 42 percent average savings in time);

● the promise of lower cost due to savings in personnel needed at the store.

The most obvious vendor benefits include:

● keeping track of inventory and taking less store personnel time;

● checking the movement of each specific item to determine which are just "warming the bench";

● automatically ordering items needed from a central warehouse when a minimum is reached;

● controlling shoplifting by tracking the placement of items.

There are also benefits that apply equally to the consumer and the vendor. One is the electronic transfer of funds between accounts. At the checkout

counter this system debits your bank account for the total price of groceries and instantly credits the store's account by the same amount.

The railway system has also put bar codes to good use. By reading the horizontal bar codes on the side of the car, automatic laser scanners along the track of a station can detect what cars are on the line and their locations. This can also keep track of the contents of each specific car.

Many libraries around the nation are converting their card catalogs to computerized systems. Recently, I became familiar with this at the University of Central Florida and found it a great help in research work. Many of these same libraries use bar codes on the books to help increase the speed and efficiency of checking books in and out.

Even the health care industry has discovered how bar codes can increase the efficiency of the hospital as well as keep costs down due to loss of items or the failure to charge patients for goods used. The hospital issues each patient a bar code symbol at the time of admittance. With bar coded items, the hospital can easily charge the individual by running the scanner over the patient's

*A bar code reader for the Model 100 was not available at press time. The topic will be covered in a future issue.—Eds.*

# TRS-80\*

100% Radio Shack Equipment

## SAVE A BUNDLE

Order Toll Free 1-800-874-1551

FLA Residents 904-438-6507 collect

EPSON, OKIDATA, CITOH, TABCO Printer Switches



## SALES CO.

704 W Michigan Ave; P.O. Box 8098

Pensacola, FLA 32505

189

\*TRS-80 is a trademark of Tandy Corporation.





1234

Figure 1. 2 of 5 code.

code, the item's code, and the employee's code.

Another example of the health industry using bar codes is in keeping track of units of blood. Workers tag units with a bar code symbol that, when scanned, provides pertinent information as to blood type, source, and blood donor. This method uses the Codabar symbol. Health agencies nationwide use it to provide accurate and rapid processing of blood and related products. This code is also known as 3 of 9 Code.

Magazines and paperbacks sold in most stores already use UPC coding. Magazines add another portion to the

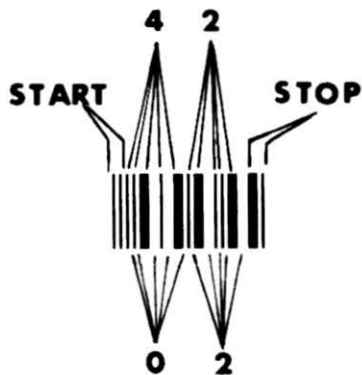


Figure 2. Interleaved 2 of 5 code.

## Can your VisiCalc Sort?

Sort the rows or columns of a VisiCalc spreadsheet.

It can with VIS\ Bridge/SORT™ from Solutions, Inc.

The sorted spreadsheet still contains all the formulas and values from the unsorted original. Use up to 4 additional keys to break ties or specify secondary sorts. Each key may be alpha or numeric and either ascending or descending.

VIS\ Bridge/SORT is available for the Apple® II+ and III, the IBM PC™ and the TRS-80® I, II/12/16, and III. \$89 plus \$4 shipping and handling from Solutions, Inc. Order 802 229 0368. 97 College St., Box 989, Montpelier, VT 05602. Mastercard and Visa. Dealer inquiries welcomed. Also available: VIS\ Bridge/REPORT™ for \$79 and VIS\ Bridge/DJ™ for \$445.

Date	Contribution	
2/05/83	\$225.00	Jones, R.
2/09/83	\$450.00	Billings, J.
2/11/83	\$1,500.00	Mares, P.
2/15/83	\$390.00	Davis, N.
2/19/83	\$2,000.00	Franks, B.
2/23/83	\$945.00	Howard, R.

Date	Contribution	
2/19/83	\$2,000.00	Franks, B.
2/11/83	\$1,500.00	Mares, P.
2/23/83	\$945.00	Howard, R.
2/09/83	\$450.00	Billings, J.
2/15/83	\$390.00	Davis, N.
2/05/83	\$225.00	Jones, R.

276

All VIS\ Bridge products are trademarks of Solutions, Inc. VisiCalc™ is a trademark of VisiCorp. TRS-80™ is a trademark of Tandy Corp. IBM PC™ is a trademark of IBM Corp. Apple™ is a trademark of Apple Computers, Inc.

The Phone Line

Hwy 11 South Trenton, GA  
1-404-657-6948

**New! Low Prices!**

### RADIO SHACK:

(All equip is 100% pure RS)

Model 100, 8k ram	\$ 650
Model 100, 24k ram	\$ 850
Model 12, 2-drive	\$3250
Model 4, 64k, 2-drive	\$1650
5 meg hard drive	\$1658
DMP-2100 printer	\$1599
DMP-200 printer	\$ 599

All Radio Shack Software 10% Off

Call for other

LOW, LOW RS prices not listed.

### Miscellaneous

All Eagles list come with "Spellbinder", "Ultracalc", CP/M & CBasic.

Eagle IIE, 2-drive w/390k per drive \$1995

Eagle IIIE, 2-drive w/780k per drive \$2999

Eagle IVE, 780k floppy, 10 meg hard \$3999

Complete line of Eagle — Call for others —

DaisyWriter w/48k buffer & cable \$1295

ProWriter 8510 printer \$ 399

ProWriter 1550 printer \$ 675

Okidata ML-92P printer \$ 525

Okidata ML-80P printer \$ 350

Okidata ML-82PS printer \$ 450

Box 10 Verbatim 5 1/4" diskettes (SS,DD) \$ 29

Box 10 Verbatim 8" diskettes (SS,DD) \$ 49

QUANTITY PRICING AVAILABLE

ON DISKETTES ... CALL!

5 1/4" flip file, holds 50 \$ 25

8" flip file, holds 50 \$ 35

5 1/4" flip-pak, holds 10 \$ 5

8" flip-pak, holds 10 \$ 6

Disk drive head cleaner kit (Verbatim) \$ 5

9 1/2" x 11" paper, 1250 shts. disaperf \$ 19

14 7/8" x 11" green bar, 1500 shts \$ 33

ProWriter Ribbons \$ 6

J-Cat Direct Connect Modem \$ 115

Complete line of accessories —

CALL, CALL, CALL

(Prices subject to change.)

We accept American Express, VISA, MasterCard (Add 3%)

**THIS MONTH'S SPECIAL!**

9 1/2" x 11" paper, 1250 sheets, disaperf \$19

The Phone Line

Hwy 11 South Trenton, GA  
1-404-657-6948

ANALYTICAL  
PROCESSES



CORPORATION

## BUSINESS SOFTWARE

for

IBM-PC, OSBORNE, XEROX  
NORTHSTAR, RADIO SHACK  
EPSON QX-10, CPM & MS-DOS

All Prices Include Full Support  
and Source Code

### TAX/PACK

TAX/PACK for practitioners is complete, coordinated, and includes most-used forms and schedules. Prints all schedules, no masks, no data field entered more than once. All data passed automatically between schedules and 1040. Fully supported all year. Partial or full system. Can be used for single or multiple returns. Extremely flexible. Computing taxes for over five years.

\$995.00

### MORE! TRIED & TRUE APPLICATIONS

- MAIL LIST MANAGER
- MEMBERSHIP LIST MANAGER
- UTILITY BILLING
- REAL ESTATE APPRAISAL
- PETROLEUM DISTRIBUTORS
- RETAIL INVENTORY & BILLING

Send Check, M.O., or VISA/MC Number  
and Expiration Date TODAY to:

ANALYTICAL PROCESSES CORP.  
635 Main Street - P.O. Box 1313  
Montrose, Colorado 81402



For More  
Information  
Call:  
(303) 249-1400

We Are Unique... Try Us... Find Out

code called the UPC Addendum which indicates the issue date. You can find this type of code on the cover of this magazine.

The military has adopted a bar code called LOGMARS (Logistics Applications of Automated Marketing and Reading Symbols). This method provides a standard for identifying all shipments to the Defense Department and promises to provide greater efficiency in the management of U.S. supplies and materials on a worldwide basis. The U.S. Armed Forces require all manufacturers providing goods to their branches to use the code.

Manufacturing in general greatly benefits from bar code techniques. For example, the Chevrolet Motor Division in Buffalo, NY, has used bar code labels on its axle assemblies since 1975. The scanner reads the label, sorts, and routes the axle assemblies to their proper locations. To identify 33 possible combinations of carburetors, distributors, and exhaust gas recirculation valves, the Pontiac Motor Division uses bar codes on its engine blocks. It identifies any mismatching in the assembly instantly.

Another example is the employees at the Research Center of Xerox Corporation in Webster, NY, who have bar codes on their I.D. cards. When supplies are distributed, an attendant scans the bar codes on the supplies and on the employee's I.D. card. The computer automatically bills the appropriate department for the supplies.

The list goes on and on. As you can tell, many bar code applications already exist and many more will come.

#### Why Bar Codes?

Basically, reading bar codes is fast and accurate. Keyboard entry ranges from one character per second (cps) to several cps, depending on the speed of the operator, the complexity of the data, and the environment. Keyboard entry in general is subject to many mistakes, estimated at one error for every few hundred keystrokes.

For example, Bell Telephone Laboratories reports that the uncorrected numeric keying errors in typing mailing addresses range from .42 to .48 percent of the total numeric keystrokes; that's about one error to every 208-230 characters typed. Other research finds lower accuracy.

Contrast this to industrial bar code reading, accurate to one error for every several million characters entered. Research, according to Datalogic, shows errors per 3 million entries to be: 10,000

using keyboard; 300 using OCR; one using Code 39 bar codes.

There are many types of bar codes in use, most evolving from specific applications and methods of interpretation. I'll briefly describe a few of the many different bar codes presently in use.

#### 2 of 5 Code

This code originated in the late 1960s for use in warehouse systems. Companies also use it to identify envelopes as well as airline tickets. This is a very simple code in which the information depends on the width of the bars (see Fig. 1). The bars are either narrow or wide, the wide bars being three times the size of the narrow bars. The narrow bar is equivalent to a zero bit and the wide bar to a 1 bit. Spaces are equal to the width of the narrow bar but do not contain any information. For this reason, the 2 of 5 code is called a discrete code.

#### Interleaved 2 of 5 Code

This code is similar to 2 of 5 codes except that the spaces between the bars do contain information. Warehousing and heavy industry use this code widely (especially the automotive industry). Bars represent odd-numbered digits, and spaces represent even-numbered digits.

On the left, the start character consists of a narrow bar, narrow space, narrow bar, and narrow space. The stop character consists of a wide bar, narrow space, and narrow bar (see Fig. 2). It is a self-checking code since every character has a built-in check to avoid errors due to printing defects. It is continuous rather than discrete since there is information in the spaces. The width of the wide elements ranges from two to three times the narrow.


#### 3 of 9 Code

The 3 of 9 code, also known as Code 39, provides for 44 data characters. Three of the nine elements are wide and the remaining six narrow. Each character consists of five bars and four spaces (nine total characters) in which two bars and one space are wide. Digits zero through nine are represented in the same way as in the 2 of 5 code. This code is also discrete and self-checking. This is a popular code with many applications, including the health industry. It's probably the most widely used bar code in industry and the Department of Defense.

#### Codabar Code

Libraries and the health field put Codabar codes to wide use. A variation of this code was one of the early con-

# THE REST OF 80



## IT HAD TO GO SOMEWHERE

There's no reason to deprive you of solid microcomputing information just because it wouldn't fit between the covers of *80 Micro*. But even *80*, as thick as it is, can hold just so much. Here's the answer—**The Rest of 80**—31 of the best tutorials and utilities, hand-picked from the overflowing files at *80 Micro*. These never-before-published articles for the Model I and Model III were just too good to let them get away.



## SOMETHING FOR EVERYONE

Whatever your programming skills, **The Rest of 80** can help you learn more and save time and effort. Here are just a few of the chapters you'll find:

- An Unlistable, Unbreakable Program*
- Adding Commands to BASIC*
- Programming in Tiny Pascal*
- Line Drawing*
- Automatic Master Disk Directory*
- Faster Loading for the Model I*
- ASCII Converter*

*A Better LDOS KSM*  
And more on BASIC,

Pascal, and assembly language! Every program is of the same high quality you wait for every month in *80 Micro*. Now try **The Rest of 80**—a welcome addition to your computer library.

ISBN 0-88006-062-X, softcover with spiral binding, 7 x 9, approx. 300 pp. BK7392 \$9.97

Call **TOLL-FREE 1-800-258-5473** for credit card orders. Or mail your order with payment or complete credit card information. Include \$1.50 per order for shipping and handling. Send to: Wayne Green Inc., Attn: Book Sales, Peterborough, NH 03458.



A  
WAYNE  
GREEN  
PUBLICATION  
**WE BOOKS**

## I'D BE LOST WITHOUT IT!

Send me \_\_\_ copies of  
**THE REST OF 80**. Enclosed is \$9.97  
(BK7392) per copy plus \$1.50 per order  
shipping and handling.

MasterCard Bank # \_\_\_\_\_  VISA  AMEX

Card # \_\_\_\_\_ Expires \_\_\_\_\_



Signature \_\_\_\_\_

Name \_\_\_\_\_

Address \_\_\_\_\_


City \_\_\_\_\_

State \_\_\_\_\_ Zip \_\_\_\_\_



Photocopy of coupon is  
acceptable for ordering.

33NB88



## FILE TRANSFER PROGRAMS

TRS → IBM PC or XT

APPLE → IBM PC or XT

Transfer your TRS Model I, II, III, 4, 12 or 16 files to the IBM PC or XT.

Transfer your Apple II, II+, or IIE files to the IBM PC or XT.

- No more retyping or wasted time
- Fast transfer-baud rates of 110-9600
- File concatenation supported
- Send files of any length
- Make \$\$\$ - the IBM PC is new and software is scarce-take your "new" programs and sell them for \$\$\$.
- Transfer ASCII files, random files, text files, data files, binary files, high level language programs (Basic, Pascal, Fortran, Cobol, etc.), electronic spread sheet data, word processor files, etc.; it all gets transferred!

The File Transfer Program comes complete with all instructions, hardware and software (for both machines)

FILE TRANSFER PROGRAM diskette  
(Works with IBM DOS 1.1 or 2.0)

APPLE — \$94.95

TRS — \$89.95

(State TRS model when ordering)

Plus \$2.00 shipping & handling  
(CA residents add 6.5% State sales tax)



MC/VISA/COD/CHECK OK



Phone orders call  
(408) 988-0164

■ PERSONAL  
■ COMPUTER  
■ PRODUCTS ✓176

1400 Coleman Avenue, Suite C-18,  
Santa Clara, California 95050

IBM is a registered trademark of International Business Machine Corp.  
Apple II, II+, and IIE are registered trademarks of Apple Computer Inc.

tenders for the Universal Product Code. It is the standard for use on blood bags. Discrete and self-checking, Codabar codes consist of four bars with three spaces. The complete bar code symbol consists of a stop/start character, the data characters, and another stop/start character. Since it's a variable-length code, it is versatile but limited to 16 different characters—the 10 digits; the period, hyphen, and colon; and the plus, slash, and dollar signs.

### Code 11

You can find Code 11 labels on telecommunications components and equipment. The code consists of 11 different data characters, 10 digits, and the dash symbol. Each character consists of three bars with two spaces. This code is discrete but not self-checking.

### UPC/EAN Codes

After the U.S. adopted the UPC in 1973, the Europeans became interested and adopted the European Article Numbering (EAN) Code in 1976. The two are fully compatible. In fact, the UPC is a subset of the EAN.

The U.S. considered many factors in adopting the UPC, including ease of printing the codes on packages, quality of the print, and its omnidirectional scannability.

In the middle of the code two thin alignment bars project above and below the rest of the code, separating the right section from the left. You will find two similar bars at the beginning and end of the code.

A combination of seven bars and/or spaces make up the digits. The thin spaces represent a binary zero and the thin bars a binary 1. Multiple thin bars adjacent to each other appear as a wide dark bar.

The left half is coded differently from the right half. The left half identifies the manufacturer, and the right half identifies the specific item. Each half consists of six digits, with the last digit on the right half a check digit computed from the preceding 11 digits. Each character also contains a parity check giving this code a high level of error-checking. The character parity determines the scan direction instead of the start/stop character. In 1975 an addendum allowed magazines and periodicals to place information as to the specific issue number (see *80 Micro's* UPC on the cover).

A number of codes exist that I won't cover here, including the Plessley Code, Ames Code, Nixdorf Code, and others. As applications grew many companies developed their own symbology, but the

basic properties are the same. A good bar code symbol should have as many of the following properties as possible:

- Self-checking
- Constant character width
- Structurally simple
- A large alphanumeric character set
- Constant number of bars
- Useful at variable scanning speeds
- Generous tolerance in printing the bar codes
- High density

Depending on the application, the potential user may trade off one property for another.

### Reading Bar Codes

In order to read bar codes you need a fixed or portable scanner and a decoder—usually a hardware/software combination that converts the bar code into ASCII characters. A grocery checkout counter provides a good example of the fixed scanner, since the items move over the scanner itself and don't have to touch its surface. The portable scanner usually consists of a pen-like instrument, or wand, and related hardware.

These wands work on a simple principle. The scanner emits light which reflects back from the code to a photo sensor inside the wand. The voltage produced by the photosensor and related electronics is proportional to the code's pattern. The black regions absorb light and the light areas reflect it. Scanners come with a white or red light source. Portables use red more often because white light requires more power. Red light reads codes printed in all colors except red.

Two factors are critical to a successful scan. First, you need high contrast between the light and dark areas of the code. Contrast ratios of 80 to 90 percent greatly improve the efficiency of the whole system.

The second critical point is the widths of the code segments. Wide bars and spaces are two, two and a half, or three times the narrow bars. For a successful read, the decoding unit must be able to distinguish a narrow bar or space from a wide.

Once the code is read, your software determines how to handle the data. ■

*Hermes S. Mendez teaches computer science at Forest Lake Academy. He can be reached at the school at 3909 East Semoran Road, Apopka, FL 32703.*




# DAISY WHEEL

## New Smith Corona TP-1

True letter quality printer for less than the cost of an office typewriter! Priced \$500 less than other popular daisy wheel printers!

**SALE PRICE:**

**\$459**



### FEATURES:

- ★ Friction feed
- ★ 15 cps, 120 wpm
- ★ Changeable daisy wheels
- ★ Parallel or serial interface
- ★ Compatible with R/S, Apple, etc



**SUNLOCK SYSTEMS**

4217 Carolina Ave  
Richmond, Va 23222

456

### ADDITIONAL PRINTER SPECIALS

Epson	Okidata	Gemini	C. Itoh
RX80 \$329	82A \$399	10 \$319	8510AP \$399
80FT 429	83A 639	10S 409	1550P 699
FX80 559	92 499	15 469	F10-40 1149
FX100 739	93 849	15S 559	F10-55 1595

**WE WILL MEET ANY ADVERTISED COST IN-STOCK**

**TO ORDER CALL TOLL FREE 800-368-9191**

In Virginia call 804-321-9191

We accept MasterCard, Visa and CODs

OMNITEK COMPUTERS INTERNATIONAL, INC.	
1300 MAIN STREET TEWKSBURY, MASS 01876	
617-851-4580 ✓195	
CBM64.....	CALL
Verbatim 5.25" D.I.....	25.00
5 1/4" Head Cleaning Kits.....	4.00 each or 3 for \$10.00
Okidata Microline 80.....	299.00
Okidata Microline 82A.....	399.00
Okidata Microline 83A.....	629.00
Okidata Microline 92 (160 C.P.S.) corresponds mode.....	499.00
Okidata Microline 93.....	799.00
New BMC Printer.....	299.00
13" Green Monitor.....	99.00
B.M.C. 13" Color Monitor.....	299.00
Epson FX80 FT.....	539.00
Epson MX-100.....	629.00
Radio Shack M/4 w/64K.....	999.00
Radio Shack M/4 w/64K and 2 40 Trk.....	1699.00
.....and RS232.....	1787.00
40 track economy drive Power Supply with case.....	179.00
Tandon drives with Power Supply and case	
40 track singlehead.....	249.00
dual head.....	339.00
80 track singlehead.....	299.00
dual head.....	399.00
5.25" Power Supply and case.....	39.00
*BASf 40 track D.D. 5 1/4" new disk drive, as is, no return.....	89.00
8" Power Supply and case.....	89.00 or 10 for 790.00
Call for popular D.W. Printer Prices	
Full Commodore Line.....	CALL
<b>OMNITEK COMPUTERS INTERNATIONAL, INC.</b>	
TRS 80 is a reg. trademark of Tandy Corp. Prices are for mail order only TERMS: Check, money order, Mastercard and Visa accepted. F.O.B. Tewksbury; freight extra. Minimum \$5.00 S & H. Mass residents add 5% sales tax. Write for FREE CATALOG.	

# "WHERE DID ALL THE MONEY GO?"

TALLYMASTER offers a new, powerful, easy-to-use way of summarizing and analyzing budgets and expenses. It's designed for personal and small business use by people who need quick answers to the question, "Where Did All The Money Go?"

Like most PROSOFT products, "TALLYMASTER" originally was developed just for our own use. To find out why our expenses kept rising, we looked for a quick and easy way to categorize our bills. The check register gave too much detail, and with "VISICALC", it was hard to just add new numbers at random.

TALLYMASTER takes a simple, common-sense approach to organizing and summarizing expenses and sales. Up to 702 categories can be defined. As numbers are added to them, new totals are shown instantly. It's like having a room full of calculators, all in easy reach. Totals can be sorted, reports printed, and disk files combined.



TALLYMASTER's handsome documentation has a step-by-step tutorial, with dozens of examples and illustrations. We've even included five sample disk files for you. Whether you're managing a home budget or business expenses, this program can give you better understanding and control. It helped us, and it can help you.

TALLYMASTER is available for the TRS-80 Models I and III (48K) and the IBM Personal Computer (128K). The TRS-80 version is just \$79.95. The IBM version, with functional keys and an extra-fast sort, is just \$129.95.

## PROSOFT

Dept. C, Box 560, No. Hollywood, CA 91603

(213) 764-3131

Toll-Free order lines:  
(800) 824-7888 oper 422

Terms: VISA, MC, CHECKS, C.O.D., or even cash - No P.O.'s. Please add \$3.00 shipping/handling in U.S.A., \$5.00 to Canada, \$15.00 overseas. For C.O.D. please add \$2.00 in U.S. only, add 6 1/2% sales tax in California, we ship within one day of receiving orders.

✓91

# DiskCount™

WHERE  
QUALITY PROGRAMS  
MEET COMPETITIVE PRICES

2701-C W. 15th • SUITE 324 • PLANO, TX 75075 • (214) 680-8268



All MOD III programs specified in this ad will run on the Model 4 (in the MOD III mode).

### ULTRATERM

by United Software

**OVER 15% OFF**

The Ultimate Communications Package at a Very Reasonable Price

Special Sale **49.95**

This communications package is one of the most versatile available. It includes a full featured intelligent terminal program, host program, direct file transfer function, and two convenient utilities for bulletin board downloading plus... Support for virtually all manual and auto dial modems... Exclusive Ultra Terminal disk file transfer function allows full control from the transmitting computer, and unattended operation at the receiving computer... Split screen feature lets you type, judging messages on the bottom half of the screen, while incoming messages are displayed on the top of the screen... Full Line printer support... Universal ASCII format for transmission and reception with memory input/output buffer supports delays between characters, delays between lines, and prompt controlled transmission for compatibility with virtually all systems... A complete, continuously displays the amount of free memory remaining whenever the buffer is full... Full featured host program that supports PRINT and PRINTN graphics, graphics and home key, and graphics and graphics... Auto Dial phone numbers stored in program with single key Auto Dial... MOD I or MOD III

### POWERDRIVER \$29.95

By Powersoft

#### NEW PRINTER DRIVERS

This new generation of custom printer drivers allows you to utilize all of SUPERSCRIPIT'S features with your EPSON (Graftrax Required), PROWRITER and CITOH F-10 STARWRITER printers. You can now utilize all of the printers custom features such as compressed, expanded and proportional print, underlining, bold-face, super-scripting, and sub-scripting. All drivers can be called from within SUPERSCRIPIT at "document open time." Order by printer designation as follows:

POWERDRIVER E	EPSON MX70/80/100
POWERDRIVER P	CITOH PROWRITER
POWERDRIVER S	CITOH STARWRITER

MOD I or MOD III

### SUPER UTILITY PLUS

VERSION 3.0

By Powersoft

SU + 3.0	79.95
Inside SU+	19.95
Retail	99.90

**SALE... 69.95**

**30% SAVINGS**

#### NEW SUPER UTILITY+ VERSION 3.1

Includes Operators Manual and 2nd Backup Disk  
The Book Inside SU+ 3.0 Included FREE

**A 19.95 Value at no extra charge**  
Experience a legend with the program voted as the outstanding utility of 1982.

MOD I or MOD III Protected Media

### THE HOME ACCOUNTANT™

By Continental Software

#### An Outstanding Financial Planner

**ONLY 79.95**

- Maintains up to 100 budget categories
- Keeps track of up to five checkbooks
- Prints checks if desired
- Prints a personal balance statement, income and expense summary
- Prints out your statement
- Provides fast bank reconciliation
- Allows file extensions of multiple checkbooks
- One program handles cash, checkbooks, credit cards and other invoices and expenses
- Unlimited annual transactions for all categories
- Transactions may be input among different budget categories
- Flags transactions for tax purposes
- Maintains transaction history
- Only six files for graphics for any category by day graph

The program that does just about everything you think of in a personal finance package. Popular Computing November 1982.

MOD III

### INFOSCAN

By The Small Systems Center

Retail	49.95
Special	44.95

**NEW ITEM**

Infoscan is an information system that supports organization and retrieval of your data. It includes a word processor, database manager, and information retrieval and display. It is designed to be used in a variety of ways. It includes a word processing feature that allows you to edit and store documents in a file. It also includes a database manager that allows you to store and retrieve data. It is designed to be used in a variety of ways. It includes a word processing feature that allows you to edit and store documents in a file. It also includes a database manager that allows you to store and retrieve data. It is designed to be used in a variety of ways.

MOD I/III MINIMUM 48K 1 Drive

### ZEUS

by Cosmopolitan Electronics

**74.95**

The newest editor/assembler from Vern Hester, author of Multidos, lays claim to being the fastest gun in the west. Once again Vern brings his magic to the TRS-80 with what may be the finest editor/assembler available. Will run with any DOS and contains all standard assembler features and then some. Fully documented, this is a great value.

Included is a mini disk operating system for the MOD I, III and 4

MOD I/III 4

### THE TEST GENERATOR

By Big G Software

#### ATTENTION EDUCATORS AND STUDENTS

**ONLY 34.95**

**READS ALL DOS SYSTEMS**

STUDENTS: This program is an ideal study aid for home computer use. A student types in question, vocabulary words, notes, etc. and the computer asks the questions. The student has two choices to answer correctly: the computer gives a score and shows questions answered incorrectly. The student may have the option to require correct answers.

TEACHERS: Type up to 100 questions and answers to compose a test. The test may be printed in Multiple Choice, Matching, True/False, or Short Answer. Questions may be printed in order or at random. Answers may be printed. Questions and answers as answers. A answer key is automatically printed for each test. Tests may be duplicated using timer, spin masters, etc.

MOD III

### SuperDirectory

By Computer Shack

Manufacturer's Suggested List	49.95
DiskCount Data Special	44.95

**SAVE 10%**

- Build a Complete Library of All Your Programs
- Automatic Density Recognition
- Automatic Track Count Recognition
- Automatic DOS Recognition
- The Best Directory On The Market

A great new directory program with its own operating system written by Vernon Hester. This program will read any DOS there is, even compatibility between MOD I and MOD III with double installed. The MOD I program can read most MOD III disks and the MOD III program can read most MOD I disks. 80 track double density is also supported.

### DOSPLUS

by MicroSystems Software

**SALE**

#### SPECIALS ON ALL VERSIONS

VERSION	RETAIL	SALE
4 MOD 4	\$150	\$129
3.5 MOD I or III	\$150	\$119
3.4 MOD I or III	\$150	\$59.95
3.3 MOD I or III	\$100	\$44.95

Please Specify Model Number and System When Ordering Some Quantities Limited and Subject to Prior Sale

MOD I or MOD III

### THE TOOLBOX for LDOS

By Powersoft

Previously \$9.95 Reduced to \$9.95

**SPECIAL 59.50 SALE**

**SAVE 15%**

PCHECK/CMD	PCCOMPARE/CMD
PFIX/CMD	PCLEAR/CMD
PREFORM/CMD	PSS/CMD
PVU/CMD	PMPR/CMD
PERASE/CMD	PMX/FLT MX80
PMOVE/CMD	PHELP/CMD
PDIRT/CMD	PBOOT/CMD
PASSGO/CMD	PFIL/FLT
PUN/CMD	DVORAK/FLT
PEX/CMD	DVORAK/JCL
PFIND/CMD	CODE/JCL
PFIND/CMD	DECODE/JCL

MOD I or MOD III

### CLEAN SLATE

by Advanced Operating Systems

**ONLY 49.95**

A very unique word processing package. Clean Slate has many features not found in word processors at twice the price. It allows full customization of printer drivers and direct control of this printer from text. Features include: definable repeat keys, non-destructive cursor, graphics print offset, custom keyboard driver and has it's own built-in command program for file transmission and receipt. Can build a separate glossary file and a names list for auto from letter insertion. You can also create and edit assembly source or basic program files. We found a treasure chest of this little known jewel at the right price. Two color documentation in a padded easie binder. It is an outstanding value for this price.

MOD I/III

### EYE EASE GREEN CRT SCREEN FOR TRS-80 MODEL III

MUST BE FOR THE SERIOUS COMPUTERIST

YOU'VE BELIEVED READY TO INSTALL SELF-BONDING DUSTPROOF SEAL OPTICALLY CORRECT NO DISTORTION REDUCES EYE FATIGUE SHATTERPROOF FINISHES IMAGE

**\$24.95**

**GREEN WINDOW**

**SAVE UP TO 40%**  
MOD I, II, III/4  
only 14.95

PREFERRED BY COMPUTER PROFESSIONALS EVERYWHERE

OPTICOM

### 6.0 PLUS

by Micro Systems Software

**49.95**

Enhance Your Model 4 TRSDOS 6.0 and Disk Basic

A great value from the DOSPLUS folks, these utilities for your MOD 4 DOS add some really important features. Enhancements include:

DISKZAP	MAP	REF
DISKZUMP	RESTORE	RESOLVE
DIRCHECK	SORT	BE1
	SR	BE2

MOD 4

### TALLYMASTER

By Prosoft

Manufacturer's Suggested List	79.95
DiskCount Data Special	

**ONLY 74.95**

TALLYMASTER can help you find out if it's the big picture financial management tool designed for people responsible for budgets and sales. Revenues and expenses can be placed in up to 702 categories, and grouped and totaled into higher categories. Results are displayed immediately and can be printed and stored on disk. TALLYMASTER is easy to learn and easy to use. It's menu driven and the built-in HELP command displays information on any of 21 specific topics. Facilities include sorting in four ways, selection of ranges of categories to be changed or reported, merging of several files, and multi-column printed reports. Arithmetic functions even allow simple sales projections. TALLYMASTER was designed to fit the gap between a bookkeeper's detailed journals and the "CALC" programs. It was designed to help the person running a business (or a household) gain better control over the finances of that business.

MOD I/III

### LC COMPILER AND EDAS

By Missoys

LC Compiler Retail	\$100
EDAS Retail	\$100
SPECIAL BUY BOTH FOR	\$139.99

**SAVE OVER \$60**

Now program in the "C" language compiler subset for LDOS. LC generates Z-80 EDAS IV source code as output. Compiled programs run on both MOD I and MOD III. Save \$60.00 with the best LDOS editor assembler package on the market. Over 200 pages of documentation. Requires 2 drives and 48K.

FOR LDOS MOD I/III

### GAMEPAK 3

by Micro Mining

**ONLY 29.95**

**3 GAMES FOR THE PRICE OF ONE**

This package by James Talley of Kid Venture fame includes 3 games on the same disk. Funny Face is a program that draws over 1 million different faces on the screen as you select the different facial features. You can play "line-up" where you select the face from up to 6 like faces, or have the computer draw faces in the automatic mode. Matchmaker is a program like the TV game "Concentration" where you select identical graphics matches from a grid. It keeps a running point score. Repeat After Me emulates the famous "Simon" game where you have to enter a repeat sequence of numbers to match the computer. Sound included. Funny Face alone is well worth the price. Kids will adore this 3 game selection.

MOD III

# MORE DISKCOUNTS

**MULTIDOS**  
By Cosmopolitan Electronics

Reads Other Operating Systems

**VERSION 1.0 \$99.95 Now \$4.95**  
The latest release of an outstanding operating system

or

**Buy VERSION 1.5**  
at an unbelievable  
**\$49.95**  
MOD I or III SPECIFY

**POWERMAIL PLUS**  
By Powersoft

Retail 150.00  
Special 112.50

**SAVE 25%**

**Features Over the Original PowerMAIL**

Separates any category for you many times over. This new version can span drives and may use multiple floppies. The program will sort on any eight levels if you wish. Separates also flags and puts them into another file. Print Options: Labels & Listing. One choice is the unique Telephone-book type listing. Factor in the modes gives you not only the listing of names but also either FLAG numbers, or the actual FLAG descriptions. The final print mode is what we call THE SALESMAN'S NOTEBOOK. It prints out the whole list or whatever parts you specify with all info including full flag descriptions in each record. Then the word notes... it prints with several lines of blank space for making those notes in the field.

MOD I/III/4 2/12/16  
SPECIFY

**LOAN AMORTIZATION**  
By Big G Software

**ONLY 29.95**

User enters principal, interest rate, and term of loan and computer calculates monthly or annual level payment amount. An amortization schedule may be printed on request. Amortization schedule includes interest in current payment, principal in current payment, interest paid to date, principal paid to date, ending balance, and calendar year totals for interest and principal paid.

MOD III

PROGRAM NAME	SPECIAL
BASIC S COMPILER SYSTEM I/III.....	39.95
MAKE 80 I or III.....	14.95
MICROTERM I or III or 4.....	69.95
SCRIPUS 3.0 I/III.....	29.95
ST80 III I or III.....	124.95
DOSPLUS II II.....	199.95
MICROCASH III.....	149.95
M-ZAL ASSEMBLER RELEASE 2 I OR III.....	129.95
INFOEX 80 2.0 I or III.....	89.95
LDOS 5.1 I or III.....	119.95
SUPER UTILITY TECH MANUAL 3.0.....	11.95
INSIDE SUPER UTILITY+ 2.2z.....	15.95
THE CUSTOM TRS-80.....	26.95
HOW TO DO IT TRS-80.....	26.95
TRS-80 Disk & Other Mysteries.....	19.95
TRSDOS 2.3 Decoded.....	26.95
MICROSOFT BASIC DECODED.....	26.95
BASIC FASTER & BETTER.....	26.95
MACHINE LANGUAGE DISK I/O.....	26.95
INSIDE SUPER UTILITY+ 3.0.....	17.95

**SYSTEM DIAGNOSTIC**  
By Howe Software

**ONLY \$99.95**

Complete diagnostic tests for components of your TRS-80. Separate tests for:

- ROM ● RAM
- VIDEO DISPLAY ● KEYBOARD ● LINE PRINTER ● CASSETTE RECORDER
- RS-232C INTERFACE ● DISK DRIVES
- DISK CONTROLLER ● INDIVIDUAL TESTS AND CONTINUOUS SYSTEM TESTS

MOD I or MOD III

**BBS-80**  
by MicroSystems Software

**ONLY 74.95**

Complete diagnostic tests for components of your TRS-80. Separate tests for:

- ROM ● RAM
- VIDEO DISPLAY ● KEYBOARD ● LINE PRINTER ● CASSETTE RECORDER
- RS-232C INTERFACE ● DISK DRIVES
- DISK CONTROLLER ● INDIVIDUAL TESTS AND CONTINUOUS SYSTEM TESTS

MOD I or III

**PowerDRAW**  
by Powersoft

Retail 39.95  
Special 34.95

**SAVE OVER 10%**

A full screen graphics editor. POWERDRAW is 100% assembly language. You can create screens of graphics, save to disk, merge them, run in sequence like a movie, merge text with graphics, and write your own game or business application screens! PowerDRAW saves graphics to disk or tape so that they can be recalled at a later time in the following formats:

- 1) CONDENSED TOKENS
- 2) EDAS Source file format
- 3) EDASAM Source file format
- 4) BASIC Strings
- 5) BASIC arrays (New in version 1.3)
- 6) Load File Format

MOD I or III

**MACRO-MON THE SHADOW**

**BELOW DEALER COST**

A MAJOR DISCOUNT DATA BUY PASSES THESE UNBELIEVABLE SAVINGS ON TO YOU

formerly Manufactured by  
**ADVANCED OPERATING SYSTEMS**

New a DiskCount Data exclusive

The industry's standard and the most break point disassembler and machine language monitor available. This package includes a rich, padded user binder and complete 2 color documentation. Now single step through your CMOS files, view & change assembly codes, memory etc. Used by Elm Watt for the editing of SuperDisk.

MOD III Disk	99.95	Now Only	34.99
MOD I Disk	64.95	Now Only	32.99
MOD I Tape	59.95	Now Only	29.99

Quantities Limited & Subject to Prior Sale

**CP/M 2.2**

by Digital Research and Montezuma Micro

**TRS-80 MODEL 4**

**Only 199.95**

Now, run CP/M on your Model 4 and unleash the powerful features resident in your computer. Take advantage of CP/M software such as WordStar®, dBASE II and Multiplan™, along with thousands of others.

- Includes INTERCHANGE™, a utility that allows reading, writing and copying 20 different manufacturers' disk formats such as IBM, KAYPRO, OSBORNE, XEROX, etc.
- Includes MEMLINK™, a unique feature that uses the optional 64K RAM memory as a fast disk drive.
- Complete with all these CP/M utilities: ASM, DDT, DUMP, ED, LOAD, PIP, STAT and SYSGEN.
- Includes MODEM 7, a powerful public domain communications program.
- Supports 80 x 24 video, reverse video, direct cursor addressing and more.
- Utilizes the Model 4 function keys and allows user defined keys.
- FORMAT utility permits up to 52 disk formats to be constructed, all menu driven.
- Ready to run in the standard 64K Model 4. The additional, extra cost, 64K RAM upgrade not required.

**PRO-PIX**  
By Micro Mining™

**Now 19.99**

NFL Weekly Predictions

Updated for 83-84 season, Pro-Pix features a unique scoring algorithm, along with other weighted probability factors. You input weekly scores to all pre-scheduled games (Full NFL schedule by week or by team is included in program) and watch Pro-Pix get smarter as season progresses. Returned over 62% win recommendation last full NFL year. Printer routines included. It will print win or lose predictions and point spreads for all teams weekly. Recreational use only. Should not be used for wagering.

MOD I or III

**THE MASTER MECHANICS SET FOR LDOS**  
By Powersoft

**Now 34.99**

9 UTILITY PROGRAMS TO ENHANCE YOUR LDOS LIBRARY

PRO/CMD	DISK MODIFICATION UTILITY
PCHECK/CMD	DIRECTORY CHECK UTILITY
PR/CMD	DIRECTORY REPAIR UTILITY
PRV/CMD	SECTOR VERIFICATION UTILITY
PCLEAN/CMD	DISK CLEANUP UTILITY
PS/CMD	FILE SECTOR STATUS
PREFORM/CMD	REFORMAT WITHOUT ERASE
PRV/CMD	DISKETTE ADD FILE MAP
PASSGO/CMD	PASSWORD REMOVAL

MOD I or MOD III

**MICROPRO SOFTWARE**

The full line of MicroPro software is now available formatted for the Model 4 using this CP/M.

WordStar® Fast memory mapped version	\$250
MailMerge® Multi-purpose file merging program	125
SpellStar® 20,000 word proofreader on a disk	125
Starindex™ Creates index and table of contents	95
WordStar Professional. All the above for only	450
InfoStar™ Advanced DBMS	250
ReportStar™ Report generator & file manipulator	175
DataStar™ Data entry and retrieval package	150
SuperSort® Fast and flexible sorting is yours	125
CalcStar™ Advanced electronic spreadsheet	95

**DiskCount Data™**

214-880-8288

Phone Your Order In Today Or Mail To  
DISKCOUNT DATA  
2701-C W. 15th St., Suite 324  
Plano, TX 75075  
Office Hours Mon-Fri 10A.M. to 9P.M. C.S.T.

Send Cash, Check or Money Order  
Please add \$3.00 for postage and handling additional \$1.50 for C.O.D.'s

Foreign orders welcome, please specify air or surface. All shipping charges assumed by purchaser.

When ordering by mail, please specify computer model number (I, II, or III), drive configuration, and memory size.

Cheerfully Accepted

**SPECIAL OFFER**

Any order of over \$100.00 or more from this ad will receive one choice of the following absolutely

**FREE**

Green Window I/II/III/4

Macro-Mon

The Shadow

Any order over \$200 will receive

Clean Slate

**FREE**

# Bars and Stripes Forever

by Davey S. Thornton



**B**ar codes—they're fast, they're efficient, they're accurate, they're everywhere! Now you can print them on the Model III—here's how.

Most people think of bar codes as the striped labels on grocery items that identify a product and its cost. But bar code applications are more extensive—they are used in both industrial and commercial sales, inventory control, and equipment and product status accounting.

Several different types of bar codes exist. Grocery stores use the Universal Product Code (UPC); a description of

UPCs along with a program to produce them appears on page 114. This article explains how industrial bar codes work and provides a Model III program to generate the standard bar codes: Interleaved 2 of 5, 3 of 9, and Codabar bar codes.

### How the Codes Work

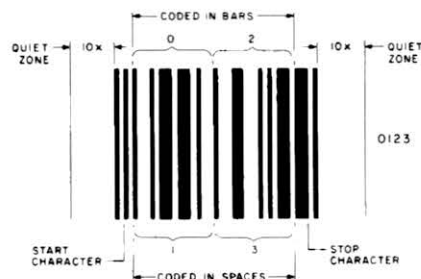
A bar code is a self-contained message that rapidly transmits data between

independent systems with relative security and minimal hardware. Since bar codes interface with computers, binary notation is the basis for the algorithms used to encode and decode data.

The Interleaved 2 of 5 code has a maximum of 2 of 5 bits as binary 1s (wide bar or wide space) in any code sequence. The Interleaved 2 of 5 code consists of a set of start and stop bits with a maximum of five groups of bars and spaces representing 10 numeric characters (see Fig. 1). A narrow bar or space represents a logic zero and a wide bar or space a logic 1. In each group of bars and spaces, the bars represent the first character and the spaces represent the second character. Figure 1 gives the code sequence for the Interleaved 2 of 5 code.

Interleaved 2 of 5 code represents only numeric characters while the 3 of 9 code represents both numeric and alphabetic characters. Each character in a 3 of 9 code consists of 9 bits with five bars and four spaces. The 3 of 9 code is so named because no more than 3 of 9 bits can be logic 1s (wide bar or wide space) in any one sequence. Further, the space between the characters is not significant because of the discrete nature of the code.

Interleaved 2 of 5



Data Character Set

Wide bars and spaces = Binary 1  
Narrow bars and spaces = Binary 0  
Each data character contains 5 binary elements, 2 of the 5 are binary 1s

Data Character	Weighted Position				
	1	2	4	7	P
0	0	0	1	1	0
1	1	0	0	0	1
2	0	1	0	0	1
3	1	1	0	0	0
4	0	0	1	0	1
5	1	0	1	0	0
6	0	1	1	0	0
7	0	0	0	1	1
8	1	0	0	1	0
9	0	1	0	1	0

Figure 1. Interleaved 2 of 5 code sequence.

**The Key Box**

**Model III**  
**16K RAM**  
**Cassette or Disk Basic**  
**Epson MX-80 Printer**



# RUN BASIC PROGRAMS AT SUPER SPEED WITH ZBASIC 2.2.

THE WORLD'S FASTEST TRS-80 BASIC COMPILER from SIMUTEK

## BELIEVE IT OR NOT WE'VE ADDED MORE NEW FEATURES to the ONLY INTERACTIVE BASIC COMPILER for the TRS-80!

- Speed increases of 10-100 times are typical after compilation.
- Compiled code can be RELOCATED to run anywhere in memory. Code is even ROMable!
- ZBASIC 2.2 NOW SUPPORTS BOTH RANDOM and SEQUENTIAL DISK I/O.
- ZBASIC 2.2 is now a super tool for business programmers: RANDOM ACCESS FILES, and PRINT USING statements are supported as well as a HIGH PRECISION MATH package (with no rounding problems).
- Special BUILT-IN MACHINE LANGUAGE COMMANDS to increase program operation by as much as 1000 times! Special commands are implemented for fast memory searching (CPDR, CPIR), block memory moves (LDIR, LDDR), inputting and printing HEX numbers, inserting MACHINE LANGUAGE into COMPILED CODE, disabling and enabling interrupts, inverting memory, 16 bit PEEKs and POKEs, and stack control, debug and much more.
- ZBASIC 2.2 compiles the ENTIRE PROGRAM into Z-80 machine language. (Not 8080 code or a combination of BASIC and machine language like some other compilers.) Clumsy LINKING LOADERS, and RUNTIME MODULES are not needed; ZBASIC 2.2 creates a ready to run MACHINE LANGUAGE program.
- NO ROYALTIES imposed on registered ZBASIC owners.
- Typical COMPILATION TIME is TWO SECONDS for a 4K program.
- Use TRS-80 Basic to write ZBASIC programs!
- Compile some existing programs with only minor changes. (BASIC programming experience is required.)
- Fully compatible with both the Model I and the Model III. Mod I compiled programs work on a MODEL III, and vice-versa. ZBASIC works with NEWDOS-80, NEWDOS+, DOSPLUS, LDOS, MULTIDOS, ULTRADOS, TRSDOS etc. (Not TRSDOS Mod I double density)
- BUILT-IN and much improved MUSIC and SOUND EFFECTS commands.
- Improved CHAINING for disk users.
- TIMES now available on DISK version. (Mod I only)
- ZBASIC 2.2 now has an INPUT @ command (similar to PRINT @).
- The TAB function will now tab 255 columns on a printer. (BASIC cannot tab past column 64.)
- NEWDOS 80 2.0 USERS can use the CMD "dos command" function! (DOSPLUS may use name "dos command")
- NEW and EASIER to use USR COMMANDS.
- New math functions to calculate XOR and INTEGER REMAINDERS of a DIVISION.
- Logical STRING COMPARISONS are now supported.
- The disk commands INSTR, MID\$, ASSIGNMENT are now supported on both DISK AND TAPE ZBASIC.
- DEFSTR is now supported.
- Eight disk files may be opened simultaneously; random, sequential or mixed.
- LINE INPUT#, is now supported.
- Invoke the compiler by simply hitting these two keys: ":-"
- NEW 60+ PAGE MANUAL WITH DESCRIPTIONS AND EXAMPLE.
- ZBASIC 2.2 Comes with CMDFILE.CMD program from MISOSYS, to allow appending or merging compiled programs and machine language programs from tape or disk.

## ZBASIC 2.2 DOES NOT SUPPORT THESE BASIC COMMANDS:

- ATN, EXP, COS, SIN, LOG, TAN, and exponentiation. (However, subroutines are included in the manual for these functions.)
- ERROR, ON ERROR GOTO, ERL, ERR RESUME.
- No direct commands like AUTO, EDIT, LIST, LLIST ETC., although these commands may be used when writing programs.
- Others NOT supported: CDBL, CINT, CSNG, DEFFN, FIX, FRE.
- Normal CASSETTE I/O. (ZBASIC supports it's own SPECIAL CASSETTE I/O statements.)
- SOME BASIC COMMANDS MAY DIFFER IN ZBASIC. For instance, END jumps to DOS READY, STOP jumps to BASIC READY etc.
- MEMORY REQUIREMENTS: to approximate the largest BASIC program that can be compiled in your machine (at one time), enter BASIC and type: PRINT (MEM-6500)/2. Remember, you can merge compiled programs together to fill memory.

## ZBASIC 2.2 SPEED COMPARISON DEMO

To help give you an idea how fast compiled programs are, we have included this demo program:

### ZBASIC 2.2 DEMO PROGRAM

Time to compile and run complete program	: 0 MIN. 2 SEC.
BASIC Execution speed MOD I, LEVEL II	: 7 MIN. 34 SEC.
ZBASIC Execution speed MOD I, LEVEL II	: 0 MIN. 18 SEC.
BASIC Program size (WITHOUT VARIABLES)	: 895 BYTES
ZBASIC Program size (WITHOUT VARIABLES)	: 2733 BYTES

(Remember that the ZBASIC program includes an 1879 byte sub-routine package.) Program shown exactly as compiled and run in BASIC and ZBASIC.

```

10 ***** ZBASIC 2.2 EXAMPLE PROGRAM AND TIME TEST*****
20 CLS: CLEAR 100: DEFINT A-X: DEFSTR Z: DIM AA(64,24), Z(50): RANDOM
30 AA=100: BB=-1000: CC=3: DD=-3: EE=-9999: ST$="START TIME "+TIME$
40 FOR I=1 TO 127 STEP 2: FOR J=47 TO 1 STEP -3: XX=POINT(I,J): SET(I,J)
50 XX=(I-J)/CC*(7+I+J): XX=ABS(INT(RND(1)*J)-AA)+7: RESET(I,J)
60 XX=PEEK(I+J): POKE 15360+I+J, J: OUT 255, J AND (3*J): XX=INP(I)
70 AB$=STR$(I+J): BA$=LEFT$(AB$, 2): AA(I/2, J/2)=VAL(BA$)+AA*3
80 BA$=BA$+RIGHT$(BA$, RND(3)): XX=INSTR(1, BA$, "9"): XX=SOR(I*J)
90 BA$=MID$(BA$, 2, 2): MID$(BA$, 1, 1)=2: IF XX THEN 100 ELSE CLS
100 IF LEN(BA$) > 3 OR SGN(XX)=1 AND ASC(BA$)=32 THEN PRINT "+++"
110 IF POS(0) < 62 THEN TRON: TROFF: PRINT ELSE XX=NOT(RND(99))+100
120 AS=INKEY$: IF AS="Y" OR AS="y" AND I < 120 THEN PRINT "TRUE.."
130 RESTORE: READ A, C, Z(J), D: GOSUB 170: GOSUB 170: GOTD 210
140 NEXT: PRINT " ": NEXT I: CLS: PRINT 0512, ST$, "STOP TIME "+TIME$
150 STOP ***** END OF MAIN TEST LOOP *****
160 DATA 12345, -1, "TEST", -9999
170 ON RND(6) GOTD 180, 190, 200, 180, 190, 200
180 RETURN
190 RETURN
200 RETURN
210 ON RND(9) GOSUB 180, 190, 200, 180, 190, 200, 180, 190, 200
220 GOTD 140
    
```

NOTICE ZBASIC 2.0 OWNERS: you can upgrade your ZBASIC 2.0 for no charge. Just send us your original diskette/cassette and \$15.00 with your registered serial number and copy of your invoice. We will send your ZBASIC 2.2 and updates to your manual.

### 800 528-1149 order line

ZBASIC 2.2 DISK VERSION AND MANUAL	89.95
ZBASIC 2.2 TAPE VERSION AND MANUAL	79.95
ZBASIC 2.2 DISK & TAPE VERSION AND MANUAL	99.99
MANUAL ONLY... (APPLIES TO PURCHASE)	25.00

## SIMUTEK COMPUTER PRODUCTS INC.

TECHNICAL QUESTIONS PLEASE CALL (602) 323-9391  
4897 E. SPEEDWAY, TUCSON, ARIZONA 85712

TRS-80 is tm of Radio Shack, a Tandy Corp

# PASCAL 80

When the BEST is a bargain - Don't pay more or get less!

### As Reviewed in

80 Micro 12/82 Access 7/82  
 80 US 2/83 Byte 12/81  
 Electronic LDOS Quarterly 1/83  
 Learning 6/83 SoftSide #36

Standard Pascal with many special features including random files up to 16 megabytes, peek, poke, and call, accessible pointer variables (like C), include, chain, and rename, graphics. Call or write for FREE descriptive brochure.

**NOTE:** We do have a trade-in available for those who purchased the old obsolete Ramware or Ram Parts Pascal 80.

**NEW!** High Resolution Graphics package (requires Radio Shack board) including character generator and turtle graphics.

Pascal 80 **\$99 + \$2 shipping**  
 Pascal 80 School Package **\$295**  
 Pascal 80 Trial Version **\$14.77**  
 Graphics Package **\$39.95**

## NEW CLASSICS SOFTWARE

239 Fox Hill Road  
 Denville, NJ 07834  
 201-625-8838



Char	Pattern	Bars	Spaces	Char	Pattern	Bars	Spaces
1	[Pattern]	10001	0100	M	[Pattern]	11000	0001
2	[Pattern]	01001	0100	N	[Pattern]	00101	0001
3	[Pattern]	11000	0100	O	[Pattern]	10100	0001
4	[Pattern]	00101	0100	P	[Pattern]	01100	0001
5	[Pattern]	10100	0100	Q	[Pattern]	00011	0001
6	[Pattern]	01100	0100	R	[Pattern]	10010	0001
7	[Pattern]	00011	0100	S	[Pattern]	01010	0001
8	[Pattern]	10010	0100	T	[Pattern]	00110	0001
9	[Pattern]	01010	0100	U	[Pattern]	10001	1000
0	[Pattern]	00110	0100	V	[Pattern]	01001	1000
A	[Pattern]	10001	0010	W	[Pattern]	11000	1000
B	[Pattern]	01001	0010	X	[Pattern]	00101	1000
C	[Pattern]	11000	0010	Y	[Pattern]	10100	1000
D	[Pattern]	00101	0010	Z	[Pattern]	01100	1000
E	[Pattern]	10100	0010	.	[Pattern]	00011	1000
F	[Pattern]	01100	0010	*	[Pattern]	10010	1000
G	[Pattern]	00011	0010	SPACE	[Pattern]	01010	1000
H	[Pattern]	10010	0010	+	[Pattern]	00110	1000
I	[Pattern]	01010	0010	\$	[Pattern]	00000	1100
J	[Pattern]	00110	0010	/	[Pattern]	00000	1101
K	[Pattern]	10001	0001	+	[Pattern]	00000	1011
L	[Pattern]	01001	0001	%	[Pattern]	00000	0111

Figure 2. 3 of 9 code sequence used as start/stop code only.

Number	7-bit code	Bar pattern	Character	7-bit code	Bar pattern
0	0000011	[Pattern]	-	0001100	[Pattern]
1	0000110	[Pattern]	\$	0011000	[Pattern]
2	0001001	[Pattern]	:	1000101	[Pattern]
3	1100000	[Pattern]	/	1010001	[Pattern]
4	0010010	[Pattern]	.	1010100	[Pattern]
5	1000010	[Pattern]	+	0010101	[Pattern]
6	0100001	[Pattern]	a	0011010	[Pattern]
7	0100100	[Pattern]	b	0101001	[Pattern]
8	0110000	[Pattern]	c	0001011	[Pattern]
9	1001000	[Pattern]	d	0001110	[Pattern]

Figure 3. Codabar code sequence. (Reprinted with permission from Bar Code News.)

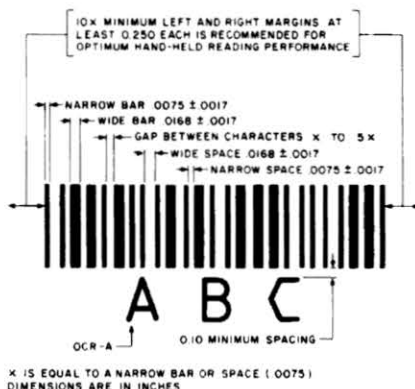


Figure 4. MIL-STD-1189 code dimensions.

The 3 of 9 code uses the spaces between bars to point to one of five character groups. Within the group, the bar identifies the specific character. These bar codes use the same binary sequence as the Interleaved 2 of 5 code (see Fig. 2). This pattern holds for all but four special characters represented by bars equal to logic zero and spaces with alternate three logic 1s. Figure 2 gives the code sequences for the 3 of 9 code.

Codabar code includes a numeric set, six special characters, and four interchangeable start/stop codes. Unlike the 2 of 5 and the 3 of 9 codes, you can scan Codabar codes in either direction. The

# FLURP™

## Mainframe Accuracy with a Micro

If you need a multilinear regression package with the accuracy of a number-cruncher, you need FLURP (Flynn Laboratory's Ultimate Regression Package). FLURP has easy data input, disk file archiving, and outputs a complete set of statistics. These include: multicollinearity diagnostics, hypothesis testing, an analysis and plot of the residuals, and more. FLURP is available for 8" CP/M (requires MBASIC), TRS-80 I and III, and soon for the IBM PC.

- My \$99.95 is enclosed rush me FLURP (add \$5.00 for foreign shipping)
- Enclosed is \$29.95 for the manual (credit to the purchase of FLURP)
- Bill company (include purchase order)
- Charge my  Visa  MasterCard

Card Number \_\_\_\_\_ Expires \_\_\_\_\_

Name \_\_\_\_\_

Address \_\_\_\_\_

City \_\_\_\_\_ State \_\_\_\_\_ Zip \_\_\_\_\_

Signature (credit card orders) \_\_\_\_\_

Mail to: LEDS Publishing Co., Inc., PO Box 12847, Research Triangle Park, NC 27709 (919) 477-3690.

155

Trademarks IBM-IBM Corp., FLURP-LEDS Publishing Co. CP/M-Digital Research TRS-80-Tandy, MBASIC-Microsoft

# YORK 10™ CASSETTES DISKETTES



- LOWER PRICES
- LONGER LENGTHS

DATA TRAC C-06, C-12, C-24

From the leading supplier of Computer Grade Cassettes, new, longer length C-12's (6 minutes per side) provide the extra few feet needed for some 16K programs.

- Premium 5-screw shell with leader — BASF tape
- Internationally acclaimed. Thousands of repeat users.
- Error Free • Money back Guarantee

CASSETTE STORAGE CADDY



Holds 12 cassettes w/o boxes Includes edge labels and index card



TRACTOR FEED • DIE-CUT BLANK CASSETTE LABELS

**500 C-12's—38¢ each** w/labels add 4¢  
Shipping \$17.50  
500 Boxes 13¢ ea. • shipping \$10.50



**BASF Qualimetric Flexi-Disc—Lifetime Warranty.**  
5¼" Single Side. Double Density, Soft-Sector.



**NEW! MICRO CASSETTES** in convenient short lengths.  
MC-10 Same superior tape in premium shell  
MC-20 WITH LEADERS. Supplied complete with  
MC-30 box (fits Epson & Sharp micro drives).

**Call: 213/700-0330** for IMMEDIATE SHIPMENT on Credit Card Orders

**ORDER NOW ... MAIL TO: YORK 10™ Computerware**  
9525 Vassar Ave. #80, Chatsworth, CA 91311

### ORDER FORM

ITEM	1 DOZEN	2 DOZEN	TOTAL
C-06	<input type="checkbox"/> 7.00	<input type="checkbox"/> 13.00	
C-12	<input type="checkbox"/> 7.50	<input type="checkbox"/> 14.00	
C-24	<input type="checkbox"/> 9.00	<input type="checkbox"/> 17.00	
Hard Box	<input type="checkbox"/> 2.50	<input type="checkbox"/> 4.00	
Blank labels	<input type="checkbox"/> 3.00/100	<input type="checkbox"/> 20.00/1000	
Storage Caddy @ \$2.95 ea	Qty _____		
Flexi-Disc	<input type="checkbox"/> 26.95/10	<input type="checkbox"/> 120.00/50	
<b>MICRO CASS.</b>	<b>1 DOZEN</b>	<b>2 DOZEN</b>	
MC-10	<input type="checkbox"/> 16.50	<input type="checkbox"/> 32.50	
MC-20	<input type="checkbox"/> 18.00	<input type="checkbox"/> 34.50	
MC-30	<input type="checkbox"/> 19.00	<input type="checkbox"/> 36.00	
	<b>SUB TOTAL</b>		
Calif. residents add sales tax			
SHIPPING/HANDLING Any quantity (except 500 special)			3.50
Outside 48 Continental States—Additional \$1 per caddy, per doz. cassettes, per doz. boxes; per 10 discs			
	<b>TOTAL</b>		

Each std. cassette includes two YORK 10 labels only. Boxes are sold separately. We prefer to ship by UPS as being the fastest and safest. If you need shipment by Parcel Post, check here

NOTE: Additional charges outside 48 Continental States. Shipments to AK, HI, and USA possessions go by Priority Mail. Canada & Mexico—Airmail. All others—Sea Mail

Check or M.O. enclosed  Charge to Credit Card  VISA  MASTERCARD  
 PLEASE SEND QUANTITY DISCOUNTS

#80  
156

Card No. \_\_\_\_\_ Exp. \_\_\_\_\_

Name \_\_\_\_\_

Address \_\_\_\_\_

City \_\_\_\_\_ State/Zip \_\_\_\_\_

Signature \_\_\_\_\_ Phone \_\_\_\_\_

Computer make & model \_\_\_\_\_ Disk? (y/n) \_\_\_\_\_

## GET EXPRESSED AND OWN TRS FOR LESS!

100% PURE **Radio Shack**  
15% to 20% OFF LIST PRICE

JOIN THE CO—OP AND  
RECEIVE ALL **Radio Shack**  
EQUIPMENT BELOW RETAIL

TRADE—INS WELCOME

**THE  
COMPUTER EXPRESS**



32 E. MAIN St. MILAN, MI 48160

(313) 439-2475

138

	UPC/EAN	3 of 9 Code	Interleaved 2 of 5	Codabar
<b>Character Set</b>	Numeric	Alphanumeric plus -.*\$/ + % and space	Numeric	Numeric plus \$-:/.+
<b>Number of Characters Encoded</b>	10	43	10	16
<b>Start and Stop Codes</b>	Unique, both (101)	Unique, both (*)	Start NB/NS/ NB/NS Stop WB/NS/ NB	4 possible a/t,b/n,c/*, d/e
<b>Number of Module Combinations Used</b>	4	2	2	2
<b>Maximum Substitution Error Rate without Check Digit (CD)</b>	CD required	1 in 10 <sup>6</sup>	1 in 10 <sup>6</sup>	1 in 10 <sup>6</sup>
<b>Maximum Substitution Error Rate with Check Digit (CD)</b>	1 in 10 <sup>6</sup>	1 in 10 <sup>6</sup>	1 in 10 <sup>6</sup>	1 in 10 <sup>6</sup>
<b>Ten-character Length for .010- Inch Module (Nominal)</b>	.70 inch	1.4 inch	.90 inch	1.0 inch
<b>Variable Length</b>	No	Yes	May be w/CD	Yes
<b>Discrete</b>	No	Yes	No	Yes
<b>Self-Checking</b>	Yes	Yes	Yes	Yes
<b>Date Introduced</b>	1973	1974	1972	1972
<b>Codified in Standards</b>	UPCC/IAN	USD2&3/ANSI/ DOD/ALAG	USDI/ANSI/ ALAG	USD4/ANSI/ CCBBA
<b>Market Influence</b>	Retail	Industrial & Government	Industrial	Medical/Photo/ Libraries

Table 1. Comparisons of popular bar-code symbologies.

length of the Codabar character isn't fixed as in the 2 of 5 and 3 of 9 codes shown below.

0 through 9, -, \$ L1 = 5\*X + 2\*N\*X  
: /, ., +, A, B, C, D L2 = 4\*X + 3\*N\*X

The difference in L1 and L2 lengths shows up as (N - 1)\*X, but is not significant and can be made up in the inter-

character gap. Since the code is discrete, the intercharacter gap change doesn't affect code readability. Figure 3 gives the Codabar sequence.

#### Printing Code

Next, determine if you can use a specific dot-matrix printer as an inexpensive and convenient bar code printer.

Using MIL-STD-1189 (see Fig. 4) and the ANSI bar code specifications (see Table 2), you can determine the density of printable bar code characters, and whether a specific printer can print bar codes. However, the vast majority of dot-matrix printers with graphics capability are capable of printing bar codes of some density. (For a more rigorous evaluation of this subject, I recommend an article by Wellman Hoff in the winter issue of *Computer Technology Review, the System Integration Source Book*, West World Productions Inc. This article includes a Basic program for evaluating dot-matrix printers.)

Since my system includes an Epson MX-80 FT printer, my evaluation is limited to this printer. The MX-80 prints 120 columns per inch in the high-resolution mode. This equals a horizontal spacing of .00833 inches. The vertical spacing is restricted to the minimum

CODABAR CODE



\* 1234567890-\$ \*

INTERLEAVED 2 OF 5 CODE



\* 1234567890 \*

3 OF 9 CODE



\* CODE TEST SEQUENCE \*

Figure 5. Sample bar-code printout.

platen shift, which equals .00463 inches. The dot separation, .01388 inches, defines the dot diameter.

There are two relationships you must examine to determine if a specific printer is capable of printing a bar code.

The first is the overall ratio of narrow to wide elements. This depends heavily on the ratio of the dot diameter to the vertical and horizontal spacing. With the Epson MX-80 this difference is approximately 1.6-to-1 (.01388/.00833 = 1.666) and 3-to-1 (.01388/.00463 = 2.998) for the vertical spacing.

This amount of overlap also tells you that the second relationship—the dot gap between both vertical and horizontal dot placement is not significant because of the size of the dot diameter. With a dot radius equal to or greater than the separation between dot positions, there is little or no dot gap.

Thus, for the Epson printer, the dot over-print is the controlling factor and affects the narrow-to-wide element ratio. Table 3 gives a list of narrow- to wide-element dot-row widths and the density in characters per inch.

The Program Listing provided here produces 2 of 5, 3 of 9, and Codabar codes. The program asks for a code sequence and the input specifies the type of code you want produced. If you desire 3 of 9 code, you must use a sequence of up to 30 alphanumeric characters. (The 3 of 9 code has a restriction of 43 characters but the listing prints only 30 characters in compressed mode and 20 characters in standard mode.)

If you desire 2 of 5 code, then a period precedes the code sequence and you can use only numeric characters. With the 2 of 5 code, the sequence must be less than or equal to 10 characters.

If you want the Codabar code, then in addition to preceding the code sequence with a period, you must include a stop/start code after the period and before the code sequence. Since the Codabar start/stop codes are interchangeable, you can use a different code at either end. If you desire a different code at the end of the sequence, include it during the entry; otherwise, the program assumes that you want the code specified as a start code as a stop code.

#### Scanning the Code

To help those of you who are ready to jump up and write the definitive scanning routine, here are a few tips.

First, assuming that you use a TRS-80 Model III, you can make some assumptions about the speed of the

scanning algorithm and the problems you're likely to encounter. Assume that the algorithm takes 50 microseconds to execute, then estimate that the routine has a sampling rate of about 20,000 samples per second (sps).

If you wave the reading wand at the average rate of about 30 inches per second (ips), you find that each sampling period corresponds to a wand travel of about .0015 inches (30 ips/20,000 sps). As discussed earlier, the narrow-bar spacing is .01666 inches based on a dot row equal to two dot rows for a narrow bar or space. Thus, you can see that a narrow bar or space consists of approximately 10 samples—each representing

about 10 percent of the narrow-bar/space width.

This tells you that a read system, based on the TRS-80 Model III, is susceptible to errors in acceleration/deceleration and variable speed of wand motion. Incorrect readings used in calculations contribute to additional errors.

Bar code scanners have circular viewing areas or apertures (which vary from .0045 to .017 inches in diameter). This increases the chance for error since reflected light entering this aperture is converted from an analog signal to a binary digit. The scanner diameter adds additional error as a result of the amount of light admitted, and the size

# TriSoft

**is pleased to announce the addition of BASIC-68K to our CP/M-68K family of software for the TRS-80 Model-16.**

**BASIC-68K Features:**

- powerful ISAM file handling.
- full memory utilization
- compiler

**CP/M-68K Features:**

- context switching between 2.2 and 68K
- 68000 assembler provided
- C compiler provided
- requires CP/M 2.2

TriSoft CP/M-68K	\$395
Pickles and Trout CP/M 2.2	\$395
Standard P and T 2.2m	\$190
Hard Disk P and T 2.2mH	\$235
BASIC-68K compiler	\$299


Manuals only may be ordered upon request.



TriSoft

4102 Ave.G  
Austin, Texas 78751  
1-512-453-2233

1-800-531-5170

CP/M, CP/M 2.2, CP/M-68K™  
Digital Research  
TRS-80 Model 16 and Model  
IItem Radio Shack/Tandy



BAR CODE	ELEMENTS	ELEMENT WIDTH TOLERANCE T	WIDE-TO-NARROW ELEMENT RATIO N*
INTERLEAVED 2-OF-5	NARROW BAR W NARROW SPACE W WIDE BAR WIDE SPACE	$\pm \left( \frac{18N - 21}{80} \right) W$	2:1 TO 3:1 (MUST EXCEED 2.2:1 WHEN- EVER NARROW ELEMENT <0.02-IN. WIDE)
3-OF-9	SAME AS ABOVE	$\pm \frac{4}{27} (N - 2/3)W$	SAME AS ABOVE
CODABAR	9 BAR WIDTHS 10 SPACE WIDTHS	$\pm \frac{0.0015}{0.0065} \times \frac{\text{ELEMENT}}{\text{WIDTH}}$	DOES NOT APPLY

N = THE RATIO OF THE WIDTH OF THE WIDE ELEMENT TO THE WIDTH OF THE NARROW ELEMENT

(NOMINAL RATIO:N MUST BE HELD CONSTANT WITHIN AN INTERLEAVED 2 OF 5 AND 3 OF 9 BAR CODE SYMBOL).

**FOR ALL THE ABOVE BAR CODES:**

BAR CODE HEIGHT MINIMUM IS 0.25 IN. FOR HAND SCANNING OR 15% OF THE BAR CODE LENGTH, WHICHEVER IS GREATER; MINIMUM OF 1.25 IN. OR 25% OF THE BAR CODE LENGTH, WHICHEVER IS GREATER, FOR TRANSPORT PACKAGES.

MINIMUM NOMINAL WIDTH OF NARROW ELEMENTS IS 0.0075 IN. EXCEPT FOR DIRECT PRINTING ON CORRUGATED CONTAINERS, WHERE 0.040 IN. IS REQUIRED.

VOIDS OR SPOTS MEETING EITHER OF THE FOLLOWING ARE PERMITTED:

- (1) CONTAINED WITHIN A CIRCLE WHOSE DIAMETER IS 0.4 TIMES THE NOMINAL WIDTH OF THE NARROW ELEMENT.
- (2) OCCUPIES NO MORE THAN 25% OF THE AREA OF A CIRCLE WHOSE DIAMETER IS 0.8 TIMES THE NOMINAL WIDTH OF THE NARROW ELEMENT.

MINIMUM PRINT CONTRAST SIGNAL IS 75% IN THE B633 SPECTRAL BAND.

Table 2. Summary of ANSI bar code specifications. (Reprinted with permission from Computer Technology Review.)

of the bar/space reflecting that light. The elements scanned are represented by two widths. The ratio of narrow-to-wide should be between 2-to-1 and 3-to-1. The algorithm should compare neighboring elements in consecutive fashion. Compare bars to bars and spaces to spaces. Comparing these elements to their nearest neighbor minimizes errors resulting from speed changes (acceleration/deceleration). Use the start/stop code as a known to identify the start of a code sequence as well as to define the narrow and wide bar/space widths as determined by the

wandering rate. Use these values to evaluate successive code bits. All of these calculations can't be made during the scanning process without further reducing the scan rate, which is unacceptable. It is possible, however, to store the scan

data and perform the calculations after the stop code is received. ■

Contact Davey Thornton at 8128 Brucar Court, Gaithersburg, MD 20877.

Dot Row Narrow Elements	Dot Row Wide Elements	Density in Characters/Inch
* 2	5	4.1379
** 2	7	2.8583
3	8	2.6667
4	9	2.1827
4	10	2.0698
4	11	1.9680

\*Program Listing in standard mode.  
\*\*Program Listing in compressed mode.

Table 3. MX-80 FT printer evaluation.

Program Listing. Bar code print routine.

```

10 *****
20 * BAR CODE PRINT ROUTINE *
30 * by *
40 * Davey S. Thornton *
50 * 8128 Brucar Court *
60 * Gaithersburg MD. 20877 *
70 * Print Interleaved 2 of 5, 3 of 9 *
80 * and Codabar codes *
90 *****
100 CLEAR2000:DIM R(255),D$(59),E$(10),C$(33),A$(4)
110 FOR I=1 TO 59
120 ***** LOAD BINARY CODE *****
130 READ D$(I):NEXT I
140 DATA "011000100",,"010101000","000101010",,"010010100","0
10001010",,"010000101","110000100","010100010","000110100","100100
001","001100001","101100000","000110001","100110000"
150 DATA"001110000","000100101","100100100","001100100",,"010
0001001","001001001","101001000","000011001","100011000","00101100
0","000001101","100001100","001001100","000011100"
160 DATA"100000011","001000011","101000010","000010011","100010010
","001010010","000000011","100000110","001000110","000010110","110
000001","011000001","111000000","010010001","110010000"
170 DATA"011010000"
180 FOR I=1 TO 10:READ E$(I):NEXT I
190 DATA"00110","10001","01001","11000","00101","10100","01100","0
0011","10010","01010"
200 FOR I=1 TO 33:READC$(I):NEXT I
210 DATA"0011000",,"0010101",,"0001100","1010100","1010001","

```

Listing continued

# SUPREME RULER

Have you conquered the World lately? Was it a Challenge? If the answer to either of these questions is NO, you obviously don't have SUPREME RULER; You haven't led your own country, managing your economy and controlling the destinies of millions of people; you haven't had the chance to overcome opponents (Human and/or Computer) bent on achieving the same goals.



In SUPREME RULER you must protect your economy (or else risk a recession), support and feed your people, encourage new business, manage government revenues, and control your army. These and many other factors are interdependent, making this a very challenging game/simulation.



Supports up to 9 countries (4 with 16K), either human or computer controlled. The computer plays by all the rules, and makes a worthy opponent in single-player games.

16K and 32K versions together on Cassette, with 40 Page Manual.  
32K version (with SAVE GAME feature) on Disk with 40 Page Manual.

PRICE: \$18.50  
PRICE: \$20.50

Model I/III

## For those of you with 48K: SUPREME RULER PLUS!

The extra memory is filled with many new features, expanded reports, more intelligent computer opponents with selectable "skill levels", and MUCH MORE!  
Comes with a 50 page manual and a start-up booklet.

Provided on either Disk or Cassette. PRICE: \$26.50

DEALER INQUIRIES INVITED

### OUR "TRIPLE PROTECTION" GUARANTEE

In today's software world it is hard to tell a good program from a bad one by only a magazine ad, that's why JMG has a warranty plan that will guarantee your satisfaction. Here is our "Triple Protection" guarantee:

- 1) QUALITY GUARANTEE:** If you are unsatisfied with the software product you have purchased, you may return it (in good condition) within 14 days for a refund, less a \$2 handling charge. (We also ask that you send us a brief letter stating the reason for your return.)
- 2) UPDATES GUARANTEE:** We always listen to our customers, and we often improve and expand our software products on the basis of their comments. If we make an improvement to a product and release a new version, all our previous purchasers will be notified and offered the update. To receive an update, you only have to return your original disk plus \$1 for shipping costs.
- 3) MEDIA GUARANTEE:** The diskette or cassette has a Lifetime Guarantee. If yours turns out to be defective, or it fails and you do not have any backups made, then just return the disk/cassette and we'll replace it.

TO ORDER: Mail or Phone your order,

OR

Go and see your nearest dealer. If he doesn't carry JMG programs, shout at him a bit.

*JMG SOFTWARE INTERNATIONAL*

### THE FINE PRINT:

We accept VISA and MasterCard.  
All prices in U.S. Funds.  
Please allow 1 or 2 weeks for PERSONAL CHECKS to clear.  
SHIPPING CHARGES are \$2.00 in North America, \$5.00 overseas.

P.O. BOX 598  
FALLS STATION,  
NIAGARA FALLS, N.Y.  
U.S.A. 14303

OR

710 UPPER JAMES ST.  
HAMILTON, ONTARIO  
CANADA L9C 2Z8  
(416) 389-8086

# EXTERMINATE!

The World is counting on you to annihilate a horde of alien bugs that are trying to escape from an underground cavern. Your only weapons are your skill, strategy, and an armed "Rover". This 100% Machine Language program has quality graphics and sound, and surprises to keep you busy at every new skill level.

EXTERMINATE on Cassette,  
Model I/III Diskette,

PRICE: \$15.50  
PRICE: \$17.50



\* Order now and you will receive a free "Bug Hopper" Jumping Disc! \*



# ✓ out our books for your TRS-80

**THE  
REST  
OF  
80**

all  
new  
tutorials  
and  
utilities



**TEXTEDIT**

a complete  
wordprocessing  
system in kit  
form.

**INSIDE YOUR  
COMPUTER**

by  
John Rappaport

WAYNE GREEN  
PUBLICATION

**COMPUTER  
CARNIVAL**

Barry Zeman

LR SINCLAIR

Call today!  
1-800-343-0728  
extension 191

**THE BOOKS**

Listing continued

```

0000011,"0000110","0001001","1100000","0010010","1000010","010000
1","0100100","0110000","1001000","1000101",,,,,,"0011010"
220 DATA"0101001","0001011","0001110"
230 FOR I=1 TO 4:READA$(I):NEXTI
240 DATA"0101100","1001010","1101000","0111000"
250 CLS:INPUT "ENTER 'L' FOR STANDARD FORMAT OR 'C' FOR COMPACT FO
RMAT";Q$
260 IF Q$="L" THEN C1=3:C2=4 ELSE IF Q$="C" THEN C1=2:C2=3 ELSE G
OTO 250
270 CLS
280 'INPUT SEQUENCE *****
   ." "A,B,C,D" SEQUENCE "A,B,C,D" CODABAR
   ." SEQUENCE 2 OF 5 CODE
290 ' SEQUENCE 3 OF 9 CODE
   WHEN ENTERING CODABAR CODE THE STOP CODE MAY
   BE LEFT OFF IF THE SAME CODE WAS USED AS START CODE.
300 'EXAMPLE
   CODABAR .A1234567890-$:/+D
   2 OF 5 .1234567890
   3 OF 9 ABC-XYZ1234567890.$/ +$
310 INPUT"ENTER CODE SEQUENCE";Q$
320 IF LEFT$(Q$,1)=". " THEN 440 ELSE T$=""
330 '***** PRINT 3 OF 9 CODE *****
340 IF LEN(Q$)>20 AND C1=3 OR LEN(Q$)>30 AND C1=2 THEN PRINT"STRIN
G TO LONG REENTER":GOTO310
350 PRINT"3 OF 9 CODE"
360 LPRINT"3 OF 9 CODE":LPRINT
370 FOR I=1 TO LEN(Q$)
380 T$=T$+D$(ASC(MID$(Q$,I,1))-31)+"0":NEXT I
390 T$=D$(11)+"0"+T$+D$(11)
400 FOR I=1 TO LEN(T$)
410 R(I)=VAL(MID$(T$,I,1))
420 NEXT I
430 GOTO600
440 T$="" : S$="" : Q$=RIGHT$(Q$,LEN(Q$)-1)
450 '***** PRINT 2 OF 5 CODE *****
460 IF ASC(Q$)>=65 THEN 650
470 IF LEN(Q$)>11 THEN PRINT"STRING TO LONG REENTER":GOTO310
480 PRINT "INTERLEAVED 2 OF 5"
490 LPRINT "INTERLEAVED 2 OF 5 CODE":LPRINT
500 FOR I=1 TO LEN(Q$)-1 STEP2
510 T$=T$+E$(ASC(MID$(Q$,I,1))-47) : S$=S$+E$(ASC(MID$(Q$,I+1,1))-
47)
520 NEXT I
530 S$=S$+" " : R$=""
540 FOR I=1 TO LEN(T$)
550 R$=R$+MID$(T$,I,1)+MID$(S$,I,1):NEXT I
560 R$="0000"+R$+"100"
570 FOR I=1 TO LEN(R$)
580 R(I)=VAL(MID$(R$,I,1)):NEXT I
590 T$=R$
600 N1=LEN(T$):K=0:N6=0
610 FOR I=1 TO LEN(T$):IFK=0 THENK=1ELSEK=0
620 N6=N6+R(I)*C2+C1:NEXT I
630 GOSUB 770
640 GOTO310
650 Q=ASC(Q$):Q$=RIGHT$(Q$,LEN(Q$)-1):T$=""
660 Q1=ASC(RIGHT$(Q$,1)):IF Q1>=65 THEN Q$=LEFT$(Q$,LEN(Q$)-1) EL
E Q1=Q
670 '***** PRINT CODABAR CODE *****
680 IF LEN(Q$)>17 THENPRINT"STRING TO LONG REENTER":GOTO310
690 PRINT "CODABAR CODE"
700 LPRINT"CODABAR CODE":LPRINT
710 FOR I=1 TO LEN(Q$)
720 T$=T$+C$(ASC(MID$(Q$,I,1))-35)+"0":NEXTI
730 T$=C$(Q-65)+T$+A$(Q1-65)
740 FOR I=1 TO LEN(T$)
750 R(I)=VAL(MID$(T$,I,1)):NEXTI
760 GOTO 600
770 '***** PRINT BAR CODES *****
780 FOR M=1 TO 8
790 LPRINT CHR$(27)"A"CHR$(4);
800 N4=FIX(N6/256)
810 LPRINT CHR$(27)"L"CHR$(N6/256-N4)*256)CHR$(N4);
820 K=0
830 FOR J=1 TO N1
840 IF K=0 THEN K=1 ELSE K=0
850 FOR I=1 TO R(J)*C2+C1
860 LPRINT CHR$(127*K);
870 NEXT I
880 NEXT J
890 LPRINT
900 LPRINT CHR$(27)"e";
910 NEXT M
920 LPRINT CHR$(27)"e"
930 LPRINT CHR$(27)CHR$(14)** " Q$" **
940 RETURN
950 END

```



**NEW**

HERE **IT**™ IS!

for Model I TAPING

**FAST "DATA" Saves & Loads**

(1000 to 3000 baud)

PLUS: High-baud Save/Verify/Load of BASIC and machine-code programs, memory blocks, numeric arrays. High-baud Save/Load of String Arrays and 'data' with no programming hassle. Chain-load BASIC programs. Save your screen to printer or tape. De-bounce. Supports E/I dual cassette ops. Loads KWICOS tapes. Compatible with LemonAid Loaders, M/S "Level III", and DISK (Hi-baud tape backup for disk BASIC), & more!...(introductory price, postpaid)...\$39 (please specify 16K/32K/48K)

READY SOON... "IT" for the Model III. Also KWIK-PATCH for tape SCRIPSIT (High-baud text save/load & send control codes to the printer.)

Write or call for more info and/or your copy of the

**FREE Cassette Gazette**  
a valuable collection of  
good stuff for tapists.

**KWIK SOFTWARE**

P.O. BOX 328  
BOLIVAR, MO.  
65613

• TM Phone (417) 326-7154

## DUMBURNER II EEROM & EPROM PROGRAMMER

**YOU'VE ALREADY GOT THE SMARTS IN YOUR  
COMPUTER, SO WHY BUY A MICROPROCESSOR  
BASED PROM PROGRAMMER?**

The DumBurner communicates with your personal computer through an RS-232 serial port, and operates in conjunction with the supplied software.

- Programs & Verifies 16K through 128K Single Voltage EPROMs
- Erases, Programs & Verifies 2815 & 2816 EEROMs
- Programming Characteristics selected by convenient Personality Jumper Plug
- Program/Verify Mode Display with Bicolor LED
- Program Pulse Timing Independent of CPU
- Transfer Disk Files to EPROM
- Transfer EPROM Contents to Disk File

**Software available for:**

CP/M Systems on 8" media  
TRS-80 Model III TRSDOS 1.3  
Heath H8/H89 HDOS or CP/M  
Zenith Z90 HDOS or CP/M  
Zenith Z100 CP/M 85

**Programs:**

2516 2716 2764 EEROMS  
2532 2732 27128 2815  
2564 2732A 2816

**DumBurner II Programmer with**

Software (source included-  
2732A and Blank 64K  
Programming Plug included) **\$199**


**DumBurner II Bare PC board set  
with Software** **\$ 39**

**DumBurner 16K/32K  
Programmer with Software** **\$149**

**DumBurner 16K/32K Bare PC  
board with Software** **\$ 25**

**RS-232 Interconnect Cable** **\$ 9**

**(TRS80 Model III Low Profile)** **\$ 12**



**ROSS CUSTOM ELECTRONICS**

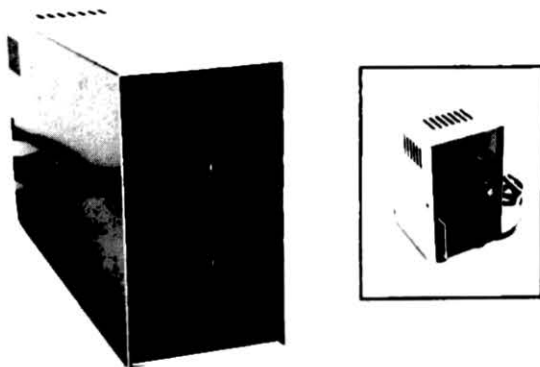
1307 Darlene Way - Suite A12  
Boulder City, Nevada 89005

PHONE (702) 293-7426

Add \$2.00 Shipping & Handling. C.O.D.s accepted. Foreign Orders add required postage. Specify Environment and Media Requirements. H8, H89, Z90, and Z100 are TM Heath/Zenith, CP/M and CP/M85 are TM Digital Research. TRS80 Model III is TM Tandy Corp.

# DISCOUNT

## TRS 80™ Model I & III External Mini Disk Drives



### Single Chassis

With Power Supply

Fully assembled silver chassis with external card edge connector for easy cable installation. Chassis includes power supply and one Tandon drive.

- **TM 100-1**  
With Chassis ..... **\$235**
- **TM 100-2**  
With Chassis ..... **\$295**

### Tandon Bare Drives:

- **TM 100-1**  
Single Sided 40 Track ..... **\$179**
- **TM 100-2**  
Double Sided 40 Track ..... **\$239**

### CDC Bare Drives

- **9409**  
5 1/4" Double Sided 40 Track ..... **\$239**

### Printers

<b>Epson:</b>		<b>Okidata:</b>	
<b>RX 80</b> 100 CPS, PAR-10"	<b>Call</b>	<b>ML82A</b> 120 CPS, SER & PAR-10"	<b>\$395</b>
<b>FX 80</b> 160 CPS, PAR-10"	<b>Call</b>	<b>ML92</b> 160 CPS, PAR-10"	<b>\$489</b>
<b>FX 100</b> 160 CPS, PAR-15"	<b>Call</b>	<b>ML83A</b> 120 CPS, SER & PAR-10"	<b>\$659</b>
<b>Star-Micronics:</b>		<b>ML93</b> 160 CPS, PAR-15"	<b>\$849</b>
<b>Gemini-10X</b> 120 CPS, PAR-10"	<b>\$299</b>	<b>ML84P</b> 200 CPS, PAR-15"	<b>\$990</b>
<b>Gemini-15X</b> 15X 120 CPS, PAR-10"	<b>\$439</b>		

**Free Shipping!**

Order Now - Toll Free

**1-800-531-5475** (if Outside Of Texas)  
**(512) 250-1523** (in Texas)

VISA ★ MasterCard ★ Money Order ★ Cashier's Check  
Add 5% Sales Tax if Texas Resident

TRS 80 is a Trademark Of Tandy Corp.

✓252

**CompuAdd**

Corp.

13010 Research Blvd.,  
Suite 101  
Austin, TX 78750

# Check-Out UPCs

by Davey S. Thornton



**T**he Universal Product Code is probably the bar code you're most familiar with. Here's some of its history and a program that generates UPCs.

Just about everybody has seen bar codes, the most ubiquitous being the Universal Product Code (UPC) on grocery items. Their convenience is most obvious at the checkout counter, where a laser beam reads and not only rings up the item, but identifies it and adjusts the store's inventory accordingly.

The UPC seemed to come out of nowhere, but today it's commonplace. In this article I'll examine Universal Product Code technology and some of its

history, as well as provide the means to print the standard UPC-A code with a Model III and an Epson MX-80 printer with Grafrax (see Fig. 1).

### UPC History

The idea for point-of-sale data capture by bar codes isn't much more than 15 years old. The roots of the UPC go back to the early 1970s when an ad hoc committee developed and standardized a point-of-sale data system. Initially the

committee felt that the system should provide the product name and price with a single action, thus reducing time required for product sales, improving system accuracy, and ultimately paying for the implementation cost through these savings.

The grocery industry formed the Uniform Grocery Product Code Council, comprising representatives of the grocery manufacturers and supermarket chains, to oversee the development of the UPC and to maintain code assignments. During code development, the Uniform Grocery Product Code Council established a subcommittee to oversee the development of a standard code. The subcommittee reviewed optical symbols, suggested changes, and reviewed study results. The guidelines it initially defined include:

- A successful first-read rate of 99 percent;
- A substitution rate of 1/10,000;
- A scan rate from 3 to 100 inches per second; and
- A code length of 10 characters (revised to 12).

From its initial development, the code was meant for use with fixed scanners. Later the subcommittee, in an effort to provide versatility, included

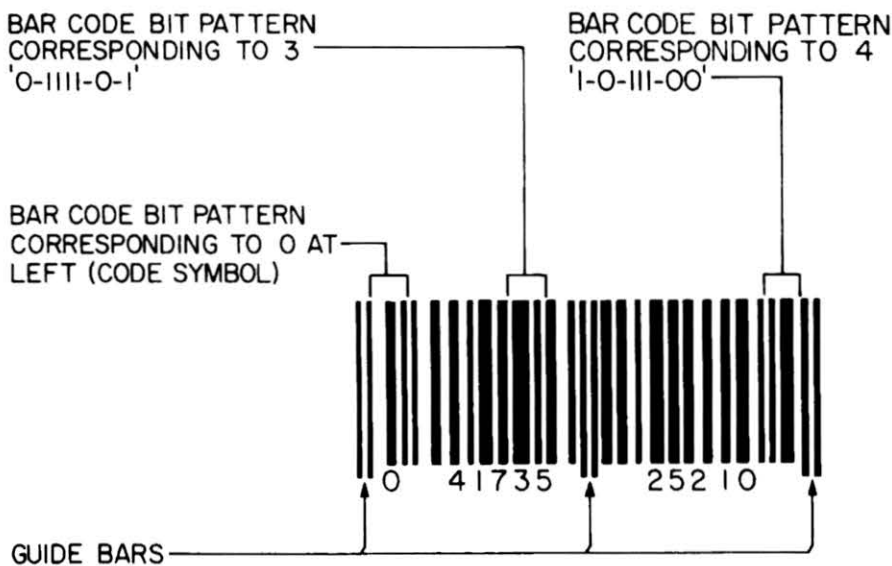


Figure 1. Standard UPC-A code.

### The Key Box

Model I and III  
32K RAM  
Assembly Language  
Editor/Assembler  
Epson MX-80 with Grafrax

### UPC

A	Regular
B	Drug B
C	12-character
D	12+n character
E	Zero suppression

### Character Format

SXXXXX-XXXXXC
SXXXXX-XXXXXX
XSXXXXX-XXXXXC
SXXXXX-XXXXXCXX...
XXXXXX

X = information character  
 S = code decimal character  
 C = modulo 10 check character

Table 1. UPC character specification.

requirements that would allow reading UPCs with a hand-held wand and the naked eye.

### Code Design

Figure 1 is an example of the UPC found on grocery products. The UPC is classified as a multilevel code, which means that the code, appearing as multiple levels of bars and spaces, uses width modulation to encode data. Each bar or space represents one bit of binary data and corresponds to a level of encoding. The binary encoded data of the UPC has reflective spaces (blank areas) that represent logic zeros, and non-reflective bars (solid lines) representing logic 1s.

Because of the diversity of consumer product size and shape, users found that they must design more than one code to meet the needs of the whole industry. Table 1 gives the specifications of the five UPC codes developed. All versions, with the exception of E, use the number of the code symbol character to identify both the type of code and the type of item.

### Self-Testing

The UPC has a self-test feature that assures an accurate read. It's found in all UPC codes except versions B and E. The self-check feature involves a value called the modulo 10 check digit. A modulo 10 check digit verifies correctly coded data. It does so through a series of calculations, the result of which must zero out; otherwise the read is unsuccessful and a new read is required.

The modulo 10 of a number is its remainder when divided by 10. For example, the modulo 10 of 16 is 6.

The equation used in determining the modulo 10 of a UPC is:

$$\text{modulo } 10(3X(\text{UPC symbol} + \text{UPC even digits}) + \text{UPC odd digits})$$

The modulo 10 of this number is its remainder when divided by 10.

As an example, use the UPC in Fig. 2 to calculate the modulo 10. Here, the code symbol is zero and the code numbers that fall in even positions are 1, 3,

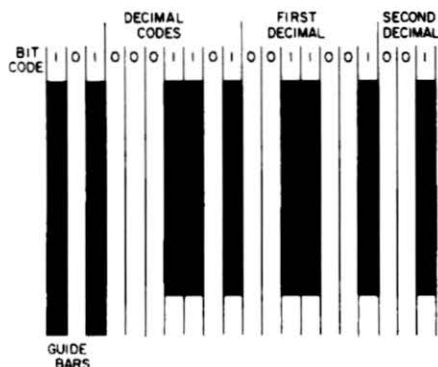


Figure 2. Ideal UPC.

2, 2, and 0. The UPC numbers in odd locations are 4, 7, 5, 5, and 1. So the modulo 10 equation looks like

$$\text{modulo } 10(3X(0+1+3+2+2+0)+4+7+5+5+1)$$

or 46 divided by 10, or 4.6. The re-

mainder, 6, is the modulo 10 of this UPC.

Once the computer determines the modulo 10, it uses this figure to determine the check digit using the equation

$$0 = 10 - (\text{modulo } 10 + \text{the check digit})$$

The check digit is encoded into the UPC so that, when the calculation uses the self-check calculation, it produces a value of zero if all the UPC numbers are properly read.

The check digit for this particular UPC is 4. The calculation is now

$$0 = 10 - (6+4)$$

Since both sides of the equation are equal to zero, the computer indicates a successful read of the UPC in the example above.

### Code Structure

The actual structure of the code makes it possible to scan from either direction. The UPC has two codes (right and left) separated by one guide strip. This guide strip is a binary representation of 01010. Guide strips appear at either end of the code sequence so that the binary code 101 identifies the start or finish of the code. Figure 1 shows these as the bars that extend below the code. Table 2 is a representation of the binary code sequences for the UPC.

These left/right bit codes provide further checks of scanning accuracy. The left code begins with a logic 1 and ends with a logic zero while the right code begins with a logic zero and ends

### Program Listing. UPC-A printer.

```

0030 43
0031 4F
0032 55
0033 52
0034 53
0035 45
0036 20      00190      DEPM      ' PLATTEN SHIFT@'
0037 50
0038 4C
0039 41
003A 54
003B 54
003C 45
003D 4E
003E 20
003F 53
0040 48
0041 49
0042 46
0043 54
0044 40
0045 22      00200 MSG3      DEPM      '"SHIFT" UP ARRO'
0046 53
0047 48
0048 49
0049 46
004A 54
004B 22
004C 20
004D 55
004E 50
004F 20
0050 41
0051 52

```

Listing continued

Listing continued

```

0052 52
0053 4F
0054 5/      00210      DEFM      'W FINE PLATTEN '
0055 20
0056 46
0057 49
0058 4E
0059 45
005A 20
005B 50
005C 4C
005D 41
005E 54
005F 54
0060 45
0061 4E
0062 20
0063 53      00220      DEFM      'SHIFT@'
0064 48
0065 49
0066 46
0067 54
0068 40
0069 45      00230 MSG4      DEFM      'ERROR IN PRINT '
006A 52
006B 52
006C 4F
006D 52
006E 20
0068      00000      ORG      8000H
00010 ;*****
00020 ;* UNIVERSIAL PRODUCT CODE
00030 ;* UPCA
00040 ;* PRINTER
00050 ;* BY DAVEY S. THORNTON
00060 ;* 8128 BRUCAR COURT
00070 ;* GAITHERSBURG, MARYLAND 20877
00080 ;*****
3C40      00090 CURAD2 EQU 3C40H
3C80      00100 CURAD3 EQU 3C80H
01C9      00110 CLSCN EQU 1C9H
00F8      00120 PRTOUT EQU 0F8H
3C00      00130 CURADS EQU 3C00H
0049      00140 KBWAIT EQU 49H
0000 46      00150 MSG1 DEFM 'FRAME PRINTER ('
0001 52
0002 41
0003 4D
0004 45
0005 20
0006 50
0007 52
0008 49
0009 4E
000A 54
000B 45
000C 52
000D 20
000E 28
000F 44      00160      DEFM      'DEPRESS "ENTER"'
0010 45
0011 50
0012 52
0013 45
0014 53
0015 53
0016 20
0017 22
0018 45
0019 4E
001A 54
001B 45
001C 52
001D 22
001E 20      00170      DEFM      ' TO EXIT@'
001F 54
0020 4F
0021 20
0022 45
0023 58
0024 49
0025 54
0026 40
0027 55      00180 MSG2      DEFM      'UP ARROW COURSE'
0028 50
0029 20
002A 41
002B 52
002C 52
002D 4F
002E 57
002F 20
006F 49
0070 4E
0071 20
0072 50
0073 52
0074 49
0075 4E
0076 54
0077 20
0078 43      00240      DEFM      'CHARACTER@'
0079 48
007A 41
007B 52

```

Listing continued

with a logic 1. Further, the left code has an odd parity (odd number of logic 1's) and the right code has an even parity. Uniquely identified by its structure, the code provides multiple methods to check accuracy.

Look at the code closely and notice that the 5 binary bits that represent the decimal code (excluding the first and seventh bits) provide 16 code combinations with odd parity and 16 codes with even parity. Of this 32-code total, the UPC uses only 20 so that each code sequence has two light and two dark bars.

With the code uniquely identified, you can devise a print algorithm that

Digit	Representation	
	Left	Right
0	0001101	1110010
1	0011001	1100110
2	0010011	1101100
3	0111101	1000010
4	0100011	1011100
5	0110001	1001110
6	0101111	1010000
7	0111011	1000100
8	0110111	1001000
9	0001011	1110100

Table 2. UPC left/right bit codes.

1 dot/bar logic		2 dots/bar logic		3 dots/bar logic		number of bars/spaces
1	0	1	0	1	0	
.01388	.01072	.02208	.18920	.03028	.02712	1
.01104	.00946	.01924	.01766	.02744	.02586	2
.01009	.00904	.01827	.01724	.02649	.02544	3
.00962	.00883	.01782	.01703	.02602	.02523	4

Table 3. Dot-matrix bar/space widths.

suitably prints the desired code. I wrote the program in Assembly language in order to improve the speed at which the program prints. To print the bar codes with a dot-matrix printer, you must ensure that the bars and spaces produced by the printer are acceptable to the scanning algorithm (see the Program Listing).

### Printing the UPC

Figure 2 shows an ideal UPC bar code divided into equal segments defining the bars and spaces. The closer the printed code comes to this ideal, the greater the first-read rate.

The dot-matrix printer prints bars by using dots as shown in Fig. 3. The minimum dot separation and the dot overlap caused by the constraints cause variation in the thickness of the bars and spaces (see Table 3).


This problem also shows up in the

# COMPUTEX

NEW TOLL FREE NUMBER.....Technical and calls within Texas --[713]488-8022

# 1-800-231-0566

div. of World Wide Data Systems Inc.



Assembled **\$89.95** Kit **\$69.95**

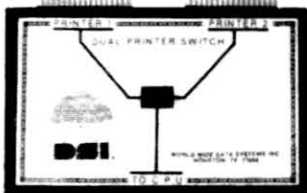
## RS232 Serial Interface Breakout Box - Tester

Test your RS232 interface and peripherals quickly and inexpensively with the RS232 tester from Computex. Twelve Tri-Color LED's monitor the status of 11 of the most common RS232 signals while the twelfth LED allows you to check any of the lines using a test probe. The Tri-Color LED's glow red indicating positive signals, green for negative, and yellow indicating data flow. Three 8 position switches allow you to isolate any signal path between your interface and peripheral device, or replace the switches with headers and you can crosswire to configure for DCE or DTE equipment. Unlike many of the other RS232 testers, ours uses high impedance op amps which eliminate the possibility of loading the lines or damaging your interface. Easily one of the most versatile testers on the market. Order yours today! - You'll only regret not having one the first time you need it!

## Dual Printer Switch

**\$29.95**

Assembled & Tested



The Dual Printer Switch from Computex can be used in one of two ways; (1) Connect two printers to one computer -or- (2) Connect two computers to one printer. Works with MOD I, III, & IV. Six inch cable from computer to printer switch is \$9.95. IBM P.C. model also available. Call for info...

## MODEL III / IV RS232 / MODEM BOARD INTERFACE



M3CB2-1 Assembled RS232 Board **\$69.95**  
M3CB2-2 RS232 & Modem Kit . . . **\$129.95**  
M3CB2-3 Assy. RS232 & Modem **\$149.95**

The new M3CB2 series of internal communications boards for the MOD III & IV provide both RS232 serial interface and a complete auto answer direct connect modem. Board supports 150 to 19,600 Baud RS232 \* Single chip 300 baud D.C. Modem \* Totally software compatible \*

All kits include printed circuit board, manual and all components required to make boards functional. Mounting kits, cases and cables may be extra - Call for details on the kit you want. We also carry individual parts and kits for other Micro Design and LNW boards and systems.


## Micro Design Kit's By Computex

		P.C.B. & MANUAL	KIT	ASSEM & TESTED
MDX-2	Mod I Expansion Interface	\$74.95	\$259.95	\$399.95
MDX-3	Mod III Controller, RS232, Modem	\$74.95	\$259.95	\$299.95
MDX-4	Direct Connect Phone Modem	\$29.95	\$ 69.95	\$N/A
MDX-5	Mod III / IV RS232 & Modem	\$49.95	\$129.95	\$159.95
MDX-6	Mod III / IV Drive Controller	\$49.95	\$99.95	\$129.95

## MOD III / IV Disk Drive Kit's

No other drive controller provides the features and reliability that the Trilogy controller does. Designed around Western Digital's WD2793 controller chip, the Trilogy controller provides automatic Phase Lock Loop Data Separation and Write Precompensation, Gold Plated Edge Card Connections, Single - Double & Quad Density, and 5in. and/or 8in. disk drives.

Trilogy Controller (Assembled) .....\$129.95  
Installation Kit (Mod III / IV) .....\$99.95



## TANDON DRIVE'S

		With Trilogy	Bare Drive	With PS & C
TM100-1	SS-40T	\$170	\$180	\$230
TM100-2	DS-40T	\$230	\$240	\$290
TM101-4	DS-80T	\$290	\$300	\$350
TM848-1	SS-8 Inch	\$380	\$400	\$550
TM848-2	DS-8 Inch	\$470	\$500	\$650
SA455	DS-40T H.H.	\$240	\$250	\$Call

Other drives and accessories available - Call for info..

## We Need Your Help !!!

Computex is constantly looking for new products and kits to develop and market. If you design products, write reviews, or simply have product ideas -We'd Like To Talk To You! - Simply call Toll Free and ask for Kevin

**NEW KITS**                      **NEW KITS**                      **NEW KITS**  
Call for additional information on the following kits:

Model I RS232 for R.S. Expansion Interface, 64K Printer Buffer Kit, VIC-20 Super Expansion Board / Kit, EPROM Programmers, Voice Synthesizers, IBM PC 'QUAD' Board, Power Supply Kits and much more!!

## PROMETHEUS HARD DISK



**5M Byte . . . . . \$1295.00**

Prometheus systems now run on LDOS, NEWDOS80, & DOSPLUS. Call or write for color brochure

## We Won't Let You Fail

If for any reason you are unable to complete the assembly or installation of any kits purchased through Computex, Simply return the kit postpaid along with a check for the difference in price between kit and assembled - We will finish assembly of the board and return to you your kit in full working condition.

## ORDERING INFORMATION

VISA, M.C. and American Express accepted. Prices shown are good through cover month - However, prices are constantly changing [Usually decreasing] - so call first! All orders over \$1000 shipped free UPS Ground, all others call for rates.

Call for prices on 64K & 16K Ram, 27 Diskettes, Printers, & Modems.

New Fall Catalog Ready -- Call!

**15502 Highway 3 Suite 112  
Webster, TX 77598**



# MASTER HORSE HANDICAPPER™



OVER 3 YEARS IN THE MAKING  
1st complete handicapping program  
that evaluates all variables

### EVALUATES FROM RACING FORM!

Age	Gender	Post (Today)
Class	Jockey (Today)	Post (Last)
Condition	Jockey (Last)	Speed
Consistency	Length	Trainer
Earnings	Time of Year	Workouts

And gives you GRAPHIC REPRESENTATION of finish

### ADAPTS TO ANY TRACK IN THE WORLD

Quickly and easily by changing date statements relating to local track records / jockeys and trainers.  
COMPLETE INSTRUCTIONS INCLUDED

If you own a model I III and also enjoy a day at the races, why not combine them and make a nice profit. With a \$1.75 racing form and this program you can take the "luck" out of the track and be a consistent winner.

- Program
- A. Thoroughbred + Maiden 59.95/16K
  - B. Quarterhorse + Maiden 59.95/16K
  - C. Pace Handicap 39.95/16K
  - D. Thoroughbred Pace 79.95/32K
  - E. All with One MENU 99.95/48K

Note: Specify Mod I/III & Memory. This program can be suited to 16K-48K machines TAPE or DISK.

### OTHER GAMBLING PROGRAMS

PRO-PIX — complete football prediction system T 19.95 D 24.95  
THE MEAN CRAPS MACHINE — When you beat this program, you're ready for Vegas. Specify Mod I/III 19.95 NA

### PROFESSIONAL SYSTEMS

## LNW II (96K)

With:  
Green Monitor  
— 2 Tandem drives  
— Cables, etc.  
AND ALL SOFTWARE

COMPLETE SOFTWARE PACKAGE — (LNW Business Series) General Ledger / Payroll Accounts Payable / Accounts Receivable Electric Spread Sheet™ Electric Pencil™ — WP program Micro Term™ — modem program Chart Ex — graphics pkg LNW Basic DOS plus 3.4 Micro Soft Basic CP/M 2.2 AND MOST POWERFUL PROGRAMS AVAILABLE

MASTER PACE HANDICAPPER by Prof. Jones

Prof. Jones' Price For Whole System **\$2395** ready to plug in

### PROFESSIONAL BUSINESS SOFTWARE SALE PRICE

Micro Cash — retail bus.	49.95	129.95
Accounts receivable — inv.	149.95	129.95
M/Zal — editor/assembler	149.95	129.95
Maxi CRAS — check reg.	99.95	79.95
Maxi Mail — mail system	99.95	79.95
Maxi Stat — powerful stats.	199.95	149.95
DOS plus 3.5	149.95	129.95
New DOS 80	149.95	129.95
DOS plus 3.4 (Mod I)	749.95	99.95

Minimum 15% Discount on Most Other Software

System Expansion II	339.95	WE CARRY
LN Doubler 5/8	179.95	MANY
W/DOS + 3.4	199.95	ITEMS
Tandem Drives		NOT
w/everything	249.95	LISTED

Send check / money order / VISA / Mastercharge (Include expiration date) to:

**Prof. Jones**  
1114 N. 24th St.  
Boise, ID 83702

FAST SHIPPING 449

Or call and place order at (208) 342-6939



TERMS: FREE SHIPPING ALL SOFTWARE. Add \$6.00 hardware / C.O.D. Add \$6.00 / Add 3 weeks personal checks / Add 4.5% ID residents / Add \$6.00 outside U.S.A. / Prices subject to change.

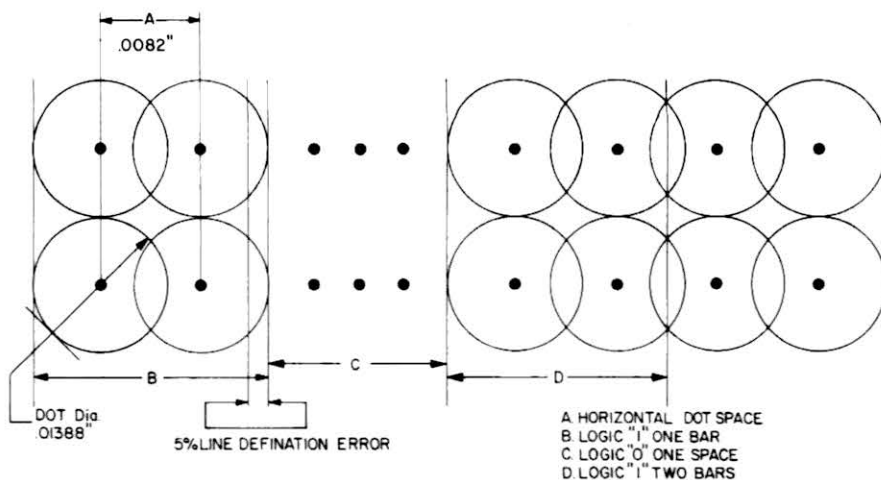


Figure 3. Printer dot pattern.

definition of the spaces. Since the bordering bars define the space, the radius of a single dot at each bar/space border reduces the actual width of the space. To overcome this problem, the print algorithm inserts two additional spaces with each group of spaces.

Figure 4 outlines the algorithm for printing UPC bar codes. The flowchart shows the six major modules of the

print programs. First you enter the data and the program checks to ensure that it is an ASCII representation for decimals zero through 9. Next it converts the data from ASCII to decimal by subtracting 30 hex. It then exchanges these decimal digits for their corresponding bit patterns (see Table 2).


It loads these patterns into a bit buffer that contains the guide bar codes, and

Listing continued

807C	41				
807D	43				
807E	54				
807F	45				
8080	52				
8081	40				
8082	7266	00250	PNTRT	DEFW	6672H
8084	6C42	00260		DEFW	426CH
8086	5C4E	00270		DEFW	4E5CH
8088	5044	00280		DEFW	4450H
808A	4874	00290		DEFW	7448H
808C	0D19	00300	PNTLT	DEFW	190DH
808E	133D	00310		DEFW	3D13H
8090	2331	00320		DEFW	3123H
8092	2F3B	00330		DEFW	3B2FH
8094	370B	00340		DEFW	0B37H
8096	FF00	00350	BITBUF	DEFW	0FFH
8098	00FF	00360		DEFW	0FF00H
8036		00370	LPRNT	DEFS	36H
80D0	0000	00380		DEFW	0
80D2	FF00	00390		DEFW	0FFH
80D4	00FF	00400		DEFW	0FF00H
80D6	0000	00410		DEFW	0
8036		00420	RPRNT	DEFS	36H
810E	FF00	00430		DEFW	0FFH
8110	00FF	00440		DEFW	0FF00H
8112	3031	00450	DIGBUF	DEFW	3130H
8114	3233	00460		DEFW	3322H
8116	3435	00470		DEFW	3534H
8118	3637	00480		DEFW	3736H
811A	3839	00490		DEFW	3938H
811C	30	00500		DEPB	30H
811D	31	00510	DIGCK	DEPB	31H
000C		00520	DIGITS	DEFS	0CH
812A	06	00530	SKPLN	DEPB	6
812B	05	00540	TABLN	DEPB	5
812C	45	00550	MSG5	DEPM	'ENTER CODE SYMB'
812D	4E				
812E	54				
812F	45				
8130	52				
8131	20				
8132	4J				
8133	4F				
8134	44				
8135	45				
8136	20				
8137	53				
8138	59				
8139	4D				
813A	42				

Listing continued

# HARD DISK MODEL 4



5 MEG FIXED + 5 MEG REMOVABLE	\$2895.00
10 MEG FIXED	2295.00
10+10 MEG FIXED	3495.00
10 MEG FIXED + 5 MEG REMOVABLE	3395.00
15 MEG FIXED	2395.00
15+15 MEG FIXED	3795.00
15 MEG FIXED + 5 MEG REMOVABLE	3495.00

ADAPTOR MODULES for:  
 TRS-80 Mod I, III, 4, LNW-80, -II,  
 IBM-PC, -XT, XEROX 820, -II  
 Coming soon adaptors for Apple-II, IIe, Franklin

Under desk mounting bracket	34.95
Boot ROM for Model III, 4	34.95
Extended Warranty (to 1 year)	150.00



## \$1649.00

**128K Model 4**  
 2 Drives, VR-R-S232C

16K to 64K RAM upgrade kit	\$96.00
64K to 128K RAM upgrade (includes PAL)	110.00
PAL only for 64K to 128K upgrade	34.95

## DISK III

Internal floppy disk subsystem for Model III & 4 (includes controller, power supply, cabling, bracket and all associated mounting hardware).

DISK III KIT — Without drive	\$299.95
DISK III KIT — With 1 drive (ss, dd)	449.00
DISK III KIT — With 2 drives (ss, dd)	699.00

EXTERNAL FLOPPY DISK DRIVES (ss,dd)	\$229.00
80 Track or 2 sides	add, per dr 100.00
80 Track and 2 sides	add, per dr 200.00
EXTERNAL Power supply & enclosure only	54.95
VR-RS232C	80.00
Model III & 4 — Direct replacement for 26-1148	

## SPECIAL BUYS ON COD & PREPAID ORDERS ONLY:

EPSON FX80, MX80, MX100	CALL	PAPER 9 1/2 x 11 FANFOLD	29.95	DOS-PLUS OPERATING	
C ITOH F10	1395.00	PAPER 14 7/8 x 11 GREENBAR	34.95	SYSTEM	149.95
C ITOH TRACTOR	225.00	PRINTER CABLES	25.00	VERBATIM 525-01	26.90
MX80 RIBBON	9.95	OKIDATA MICROLINE 82A	429.00	DC HAYES	
MX100 RIBBON	19.95	OKIDATA MICROLINE 83A	699.00	SMARTMODEM 300	229.00
C ITOH & DIABLO RIBBONS	7.50	PERCOM DOUBLER II	169.00	DC HAYES	
EPSON GRAPHTRAX	75.00	PERCOM DATA SEPARATOR	29.95	SMARTMODEM 1200	569.00
		LNW RESEARCH (FULL LINE) CALL			

Call Toll Free • 800-345-8102

Published prices reflect cash discount. All prices are subject to change without notice. TRS-80 and TRSDOS are trademarks of Tandy Corp.

Telephone Hours: 8:30am—7pm MON-FRI, SAT 10-3 EST  
 CABLE "VRDATA" TELEX 845-124



# VRdata

(215) 461-5300  
 777 Henderson Blvd.,  
 Folcroft, PA 19032

VR DATA — WEST  
 WATONGA, OK  
 1-405-623-8664

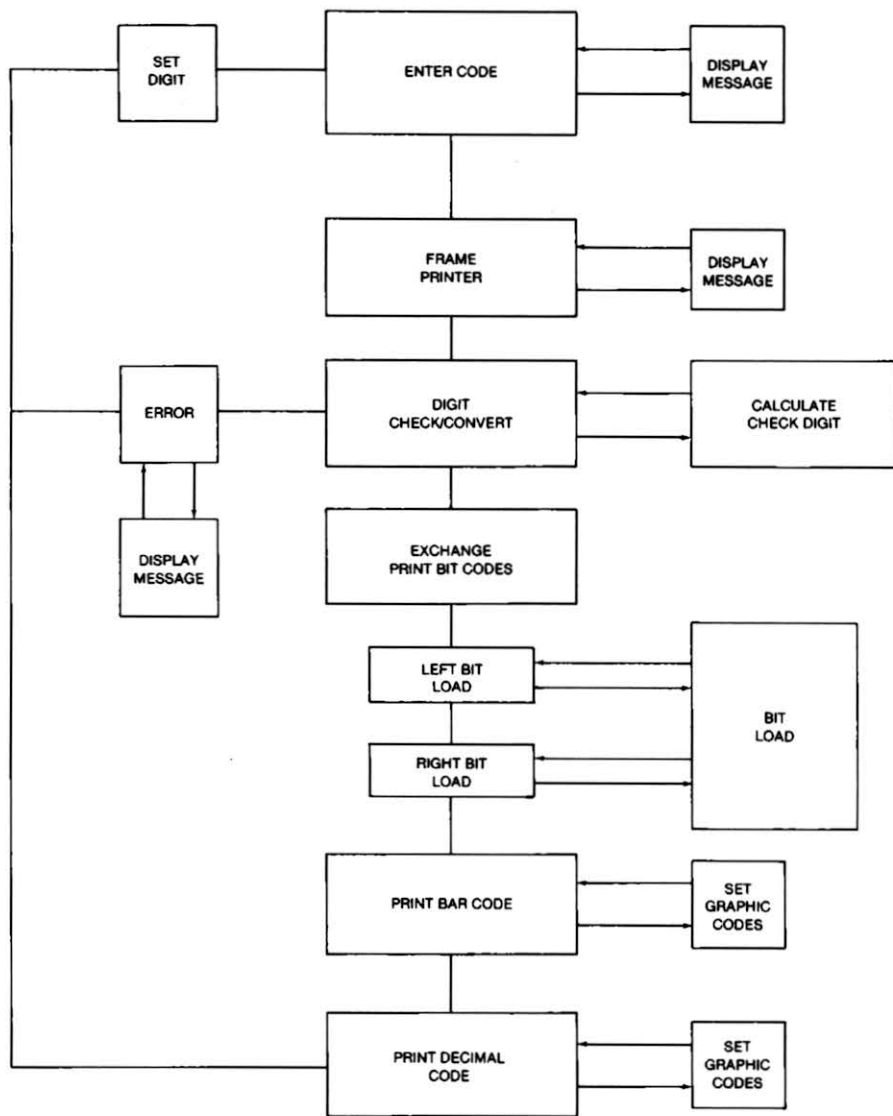


Figure 4. UPC print flow diagram.

passes control to the bar code print routine. The print routine passes the contents of the bit buffer to the printer substituting 255 for the logic 1s. This drives the printer in the dot graphic mode to fire all or none of the dot print pins during the print operation.

The program has an additional feature which allows the printer to advance a line or a portion of a line to set the print head in a desired position. This is called framing and is available prior to each bar code print sequence. Another point to mention is that the printer only prints in one direction. This is because the printer drifts when it prints in two directions. This has an adverse effect on the quality of the printed bar code.

The minimum width chosen for bars and spaces fixes the length of the code. Ideally, this is easy to calculate but for the dot-matrix printer, you must take other things into consideration. The code sequence has 29 spaces and 30 bars including the guide bars. The equation below gives the overall length of the code that considers the addition of spaces to compensate for bar overlap.

$$L = .01388 + 95*(.0083)*n + 29*(.0083)*2$$

where n equals the number of dots defining minimum width. Table 4 gives

n	Minimum width		Code length (inches)
	Bars	Spaces	
1	.01388	.01102	1.28
2	.02221	.01932	2.07
3	.03048	.02762	2.86
4	.0388	.0359	3.65

Table 4. UPC bar code lengths.

the minimum bar/space widths and lengths for each of the code specifications.

### The Test

To test my program, I enlisted the help of a local grocery store and their systems people to test the codes produced by the Epson printer. The results prove my printed code completely readable by the IBM 3867 supermarket scanner. ■

You can write to Davey S. Thornton at 8128 Brucar Court, Gaithersburg, MD 20877.

Listing continued

```

813B 4F      00560      DEFM      'OL 0-9@'
813C 4C
813D 20
813E 30
813F 2D
8140 39
8141 40
8142 45      00570 MSG6  DEFM      'ENTER 10 DIGIT '
8143 4E
8144 54
8145 45
8146 52
8147 20
8148 31
8149 30
814A 20
814B 44
814C 49
814D 47
814E 49
814F 54
8150 20
8151 44      00580      DEFM      'DECIMAL CODES@'
8152 45
8153 43
8154 49
8155 4D
8156 41
8157 4C
8158 20
8159 43
  
```

Listing continued



**TEACHERS!**  
**STUDENT GRADE SYSTEM**

The complete grading package for the TRS-80 Model III or 4. 16K tape or 32K disk versions. Maintain multiple class lists. Use number or letter grades. Weighted test scores allowed. Make changes fast and easily. Print or display class lists, scores and grade averages. 65 page manual, sample session. Automatic data protection. Price: \$75.00

Orders and inquiries, write:  
**Tinker Techniques**  
435 Greenway Ave.  
Trenton, NJ 08618

UPGRADE Your Model 4 from 64K to

**128K** For Only **\$89<sup>95</sup>**

Kit includes 8 - 64K RAM chips & **REQUIRED** PAL device. You must already have 64K installed or order separately below.

**64K** Upgrade For Only **\$69<sup>95</sup>**

(Kit includes 8 - 64K RAM chips & **REQUIRED** jumper.)

**16K** For Model 3 **\$15<sup>95</sup>**

Kit includes 8 - 16K RAM chips Rated @ 150 nanosecond access times.

**Logix** P.O. Box 18982  
AUSTIN, TX 78760  
512/445-6427

Add \$2.00 for shipping. Texas Residents add 5% Sales Tax. No C.O.D.s. certified check or Money orders for quickest delivery. Personal checks subject to clearance.

**LIMITED OFFER**

NEWDOS - 80 ver. 2.0  
and DOSPLUS ver. 3.4

A combined regular price of  
**\$299.96**

Now **\$149.00** combined price

or call for separate pricing. Offer subject to cancellation without notice.

CALL TOLL FREE  
800-835-0071

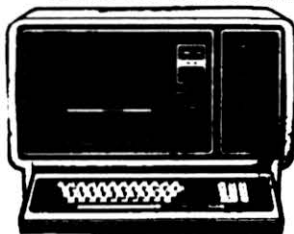
In Kansas  
316-865-3611

**SALES**  
**DATA, INC.**


526 E. 4th

HUTCHINSON, KANSAS 67501

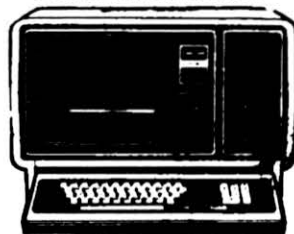
**100% RS COMPONENTS, NO FOREIGN DRIVES OR MEMORY — FULL WARRANTY**



**MOD 12**  
1 DR 80K \$2499  
2 DR 80K \$3149



**MOD 4**  
16K Ext. Bas. \$ 799  
64K 2DR RS232 \$1579

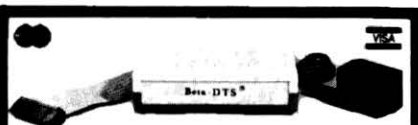


**MOD 16B**  
1 DR 256K \$3898  
2 DR 256K \$4510

CASHIERS CHECK OR MONEY ORDER MUST ACCOMPANY ALL ORDERS.

**(817) 825-4027**

**NOCONA ELECTRONICS** • P.O. Box 593 • Nocona, TX 76255



**DISK BACKUP**  
**ONE MEGABYTE ON A C-60**  
**MODELS I or III**

Includes Disk to Disk Copy. Auto Mixed Density Recognition. Supports most Double Density Boards. Configuration Mode For Your System. Hassle Free Cassette Recorder Operation. Set Volume Control to Maximum and Forget It. Tape Disks at Computer Clock Speeds to 4 MHz. Auto Retrieval of Taped Disk with Formatting. Will Backup Most Popular Dos Made Disks. Includes Cassette Recorder Controller. Power Supply, Computer Ribbon Cable, Disk & Manual.

Minimum Requirements: Model I, or III Computer. One Drive, Recorder with Cable, 32K of Memory. Specify your TRS-80 Computer Model. \$149.95 Plus \$5.00 for Handling & Shipping.

PLEASE WRITE FOR MORE INFORMATION.

**BETA ENTERPRISES INC.**  
14049 Settlement Acres Drive  
Cleveland, Ohio 44142  
(216) 362-6191

**INVESTMENT SOFTWARE**

**PORTFOLIO MANAGEMENT SYSTEM**

Ideal for the private investor. Keeps track of up to 200 stocks, 100 options, 100 mutual funds, and 100 bonds. Produces a comprehensive portfolio breakdown and printed portfolio summary. \$29.95

**Investment Club Management System**

The perfect system for private investment clubs. Handles all current club holdings including up to 50 members, 10 accounts, 200 stocks, 100 options, 100 mutual funds, and 100 bonds. Produces complete reports including a portfolio summary, single member status, member listing, and overall club profit summary. \$69.95

Both programs are 100% machine language and require a 48K MOD I/III/IV 2 disk drives, and any 80 column printer. Specify computer and printer type when ordering.

**RENRAD SYSTEMS** 246  
3205 MESA DR. OCEANSIDE CA 92054  
(619) 721-6783

Cash, check or money order. Add \$2.50 for postage and handling. COD add \$3.00 extra. CA residents add 6% tax.

**ESSJAY**

**CUT YOUR PAPERWORK**  
**TO shreds with SIMPLEX**  
**FORMS PROCESSORS**

**\*\* MULTI-PURPOSE CHECK WRITER \*\***  
Uses most multi-purpose checks for Payroll, Accounts Receivable, and Cash Disbursement checks. Each type followed by SESSION REPORT for further bookkeeping procedures. Specify Model I or III Tape or Disk. \$39.95

**\*\* MULTI-PURPOSE FORM PROCESSOR \*\***  
Uses most multi-purpose printed 8-1/2 X 11 forms or PLAIN PAPER. Your choice. Processes: INVOICES, STATEMENTS, PURCHASE ORDERS, MEMOS. Specify as above. only \$49.95

**\*\* SPECIAL — COMBO PACK of BOTH \*\***  
Specify as above. only \$79.97

ALSO many single SIMPLEX PROCESSORS. NEW programs — soon — CONTRACTOR, CERTIFIED PAYROLL, REG PAYROLL, PAYABLES, RECEIVABLES. ADD \$3.00 SHIPPING AND HANDLING. Tenn. Residents add 6% percent tax.

**DEALERS INVITED**

ESSJAY P.O. Box 566  
Dyersburg, TN 38024 Phone 901-285-1800

Listing continued

```

815A 4F
815B 44
815C 45
815D 53
815E 40
815F 2D      00590 MSG7  DEFM  '-----@'
8160 2D
8161 2D
8162 2D
8163 2D
8164 2D
8165 2D
8166 2D
8167 2D
8168 2D
8169 40

00600 ;*****
00610 ;* SET DIGIT BUFFER
00620 ;*****
816A 3E30 00630 BEGIN LD A,30H
816C 060C 00640 LD B,0CH
816E 211281 00650 LD HL,DIGBUF
8171 77 00660 SETLOP LD (HL),A
8172 23 00670 INC HL
8173 10FC 00680 DJNZ SETLOP
00690 ;*****
00700 ;* ENTER CODES
00710 ;*****
8175 CDC901 00720 CALL CLSCN
8178 DD21003C 00730 LD IX,CURADS
817C 212C81 00740 LD HL,MSG5
817F CD2884 00750 CALL DSPMSG
00760 ;*** ENTER CODE SYMBOL
8182 CD4900 00770 CALL KWAIT
8185 FD211281 00780 LD IY,DIGBUF
8189 FD7700 00790 LD (IY),A
818C FD23 00800 INC IY
818E CDC901 00810 CALL CLSCN
8191 DD21003C 00820 LD IX,CURADS
8195 214281 00830 LD HL,MSG6
8198 CD2884 00840 CALL DSPMSG
819B DD21403C 00850 LD IX,CURAD2
819F 215F81 00860 LD HL,MSG7
81A2 CD2884 00870 CALL DSPMSG
81A5 DD21803C 00880 LD IX,CURAD3
00890 ;*** ENTER 10 DIGIT CODE
81A9 060A 00900 LD B,0AH
81AB CD4900 00910 ENTDIG CALL KWAIT
81AE FD7700 00920 LD (IY),A
81B1 DD7700 00930 LD (IX),A
81B4 FD23 00940 INC IY
81B6 DD23 00950 INC IX
81B8 10F1 00960 DJNZ ENTDIG
00970 ;*****
00980 ;* FRAME PRINTER
00990 ;*****
81BA CDC901 01000 START CALL CLSCN
81BD DD21003C 01010 LD IX,CURADS
81C1 210080 01020 LD HL,MSG1
81C4 CD2884 01030 CALL DSPMSG
81C7 DD21403C 01040 LD IX,CURAD2
81CB 212780 01050 LD HL,MSG2
81CE CD2884 01060 CALL DSPMSG
81D1 DD21803C 01070 LD IX,CURAD3
81D5 214580 01080 LD HL,MSG3
81D8 CD2884 01090 CALL DSPMSG
01100 ;
01110 ; KEYBOARD LOOP "ENTER" TO EXIT
01120 ;
81DB CD4900 01130 KBLOOP CALL KWAIT
81DE F5 01140 PUSH AF
81DF F5 01150 PUSH AF
81E0 F5B 01160 CP 5BH
01170 ; COURSE SHIFT
81E2 280C 01180 JR 2,COURSE
81E4 F1 01190 POP AF
81E5 FE1B 01200 CP 1BH
01210 ; FINE SHIFT
81E7 2818 01220 JR 2,FINE
81E9 F1 01230 POP AF
81EA FE0D 01240 CP 0DH
01250 ; EXIT "ENTER"
81EC 2828 01260 JR 2,ENTER
81EE 18EB 01270 JR KBLOOP
01280 ;*** COURSE SHIFT
81F0 3E9B 01290 COURSE LD A,9BH
81F2 CD3B84 01300 CALL OUTPUT
81F5 3E30 01310 LD A,30H
81F7 CD3B84 01320 CALL OUTPUT
81FA 3E0A 01330 LD A,0AH
81FC CD3B84 01340 CALL OUTPUT
81FF 18DA 01350 JR KBLOOP
01360 ;*** FINE LINE FEED
8201 CD4884 01370 FINE CALL ESCAP
8204 3E41 01380 LD A,41H
8206 CD3B84 01390 CALL OUTPUT
8209 3E02 01400 LD A,2
820B CD3B84 01410 CALL OUTPUT
820E CD4E84 01420 CALL CARRET
8211 CD5784 01430 CALL LNFEED
8214 18C5 01440 JR KBLOOP
01450 ;*** ENTER (EXIT)
8216 3E9B 01460 ENTER LD A,9BH
8218 CD3B84 01470 CALL OUTPUT
821B 3E40 01480 LD A,40H
821D CD3B84 01490 CALL OUTPUT

```

```

01500 ;*****
01510 ;* DIGIT CHECK/CONVERT
01520 ;*****
8220 060C 01530 LD B,0CH
8222 211281 01540 LD HL,DIGBUF
8225 DD211E81 01550 LD IX,DIGITS
8229 7E 01560 DIGLOP LD A,(HL)
822A 37 01570 SCF
822B 3F 01580 CCF
822C DE30 01590 SBC A,30H
822E 77 01600 LD (HL),A
822F DD7700 01610 LD (IX),A
8232 3002 01620 JR NC,UPLMT
8234 1810 01630 JR ERROR
8236 FE8A 01640 UPLMT CP 0AH
8238 3802 01650 JR C,CNTU
823A 180A 01660 JR ERROR
823C 23 01670 CNTU INC HL
823D DD23 01680 INC IX
823F 10E8 01690 DJNZ DIGLOP
8241 CD9983 01700 CALL CALCDT
8244 1810 01710 JR EXPBT
01720 ;*****
01730 ;* ERROR SUBROUTINE
01740 ;*****
8246 CDC901 01750 ERROR CALL CLSCN
8249 DD21003C 01760 LD IX,CURADS
824D 216980 01770 LD HL,MSG4
8250 CD2884 01780 CALL DSPMSG
8253 C36A81 01790 JP BEGIN
01800 ;*****
01810 ;* EXCHANGE PRINT BIT CODES
01820 ;*****
8256 0606 01830 EXPBT LD B,6
8258 CD5784 01840 CALL LNFEED
825B 0606 01850 LD B,6
825D DD211281 01860 LD IX,DIGBUF
8261 1600 01870 LD D,0
8263 218C80 01880 LD HL,PNTLT
8266 DD5E00 01890 EXC1 LD E,(IX)
8269 E5 01900 PUSH HL
826A 19 01910 ADD HL,DE
826B 7E 01920 LD A,(HL)
826C DD7700 01930 LD (IX),A
826F DD23 01940 INC IX
8271 E1 01950 POP HL
8272 10F2 01960 DJNZ EXC1
8274 0606 01970 LD B,6
8276 218280 01980 LD HL,PNTRT
8279 DD5E00 01990 EXC2 LD E,(IX)
827C E5 02000 PUSH HL
827D 19 02010 ADD HL,DE
827E 7E 02020 LD A,(HL)
827F DD7700 02030 LD (IX),A
8282 DD23 02040 INC IX
8284 E1 02050 POP HL
8285 10F2 02060 DJNZ EXC2
02070 ;*****
02080 ;* LEFT BIT LOAD
02090 ;*****
8287 FD219A80 02100 LD IY,LPRNT
828B 0606 02110 LD B,6
828D DD211281 02120 LD IX,DIGBUF
8291 DD7E00 02130 LTBTLT LD A,(IX)
8294 DD23 02140 INC IX
8296 CDF183 02150 CALL BITL0D
8299 10F6 02160 DJNZ LTBTLT
02170 ;*****
02180 ;* RIGHT BIT LOAD
02190 ;*****
829B 0606 02200 LD B,6
829D FD21D880 02210 LD IY,RPRNT
82A1 DD7E00 02220 RTBTLT LD A,(IX)
82A4 DD23 02230 INC IX
82A6 CDF183 02240 CALL BITL0D
82A9 10F6 02250 DJNZ RTBTLT
02260 ;*****
02270 ;* PRINT BAR CODE
02280 ;*****
82AB D9 02290 EXX
82AC 060C 02300 LD B,0CH
82AE D9 02310 OUTNXT EXX
02320 ; BAR CODE INDENT
82AF CD6984 02330 CALL TABIND
82B2 CD4884 02340 CALL ESCAP
82B5 3E41 02350 LD A,41H
82B7 CD3B84 02360 CALL OUTPUT
82BA 3E04 02370 LD A,4
82BC CD3B84 02380 CALL OUTPUT
82BF CDDA83 02390 CALL GRFSET
02400 ; PRINT LOOP
82C2 DD219680 02410 LD IX,BITBUF
82C6 067C 02420 LD B,7CH
82C8 DD7E00 02430 OUTLOP LD A,(IX)
82CB CD3B84 02440 CALL OUTPUT
82CE CD3B84 02450 CALL OUTPUT
82D1 DD23 02460 INC IX
82D3 10F3 02470 DJNZ OUTLOP
82D5 CD4E84 02480 CALL CARRET
82D8 CD5784 02490 CALL LNFEED
02500 ; ESC "0" RESET PRINTER
82DB CD4884 02510 LD ESCAP
82DE 3E40 02520 LD A,40H
82E0 CD3B84 02530 CALL OUTPUT
82E3 D9 02540 EXX
82E4 10C8 02550 DJNZ OUTNXT

```

Listing continued

# PUT PRICES IN CHECK

<p>RADIO SHACK<sup>®</sup> * ZIP BOX RELOADS FOR</p> <p><b>LINE PRINTER I, II, &amp; IV</b></p> <p>\$2.77 EA    \$29.92 DOZ</p>	<p><b>NEW ITEM</b> CARTRIDGE RIBBONS FOR RADIO SHACK<sup>®</sup> *</p> <p><b>LINE PRINTER VI &amp; VIII</b></p> <p>\$7.99 EA    \$86.29 DOZ</p>	<p>CARTRIDGE RIBBONS FOR RADIO SHACK<sup>®</sup> *</p> <p><b>LINE PRINTER III &amp; V</b></p> <p>NEWLY DESIGNED CARTRIDGE</p> <p>\$6.49 EA    \$70.09 DOZ</p>
<p><b>INNOVATIVE CONCEPTS</b></p> <p><b>FLIP'N'FILE</b> DISC STORAGE BOX HOLDS UP TO 60 DISKETTES</p> <p>5 1/4"    8"</p> <p>\$24.95 EA    \$29.95 EA</p>	<p>CARTRIDGE RIBBONS FOR RADIO SHACK<sup>®</sup> *</p> <p><b>DAISY WHEEL &amp; DAISY WHEEL II</b></p> <p>MULTI-STRIKE &amp; NYLON</p> <p>\$5.99 EA    \$64.69 DOZ</p>	<p><b>PROTECT ALL LINE VOLTAGE SURGE SUPPRESSOR</b> (SIX OUTLET)</p> <p><b>\$39.95</b> EA</p>
<p>CARTRIDGE RIBBONS FOR APPLE PRINTERS NEC 8023A C. ITOH PROWRITER</p> <p>\$9.95 EA    \$107.46 DOZ</p>	<p><b>MEMOREX DISKETTES</b> 5/4" SINGLE-SIDE DUAL DENSITY #3481</p> <p><b>\$24.99</b> 10 PACK</p>	<p><b>MAXELL DISKETTES</b> 5/4" SINGLE SIDE DUAL DENSITY MD-1</p> <p><b>\$29.90</b> 10 PACK</p>
<p>CARTRIDGE RIBBONS FOR</p> <p><b>EPSON</b></p> <p><b>MX-80    MX-100</b></p> <p>\$6.99 EA    \$11.95 EA \$75.49 DOZ    \$129.06 DOZ</p>	<p>RIBBONS FOR</p> <p><b>IDS PRINTERS</b></p> <p>EA    DOZ</p> <p>440    \$2.75    \$29.70</p> <p>PAPER TIGER 6.95    75.06</p> <p>MICROPRISM 7.99    86.29</p> <p>PRISM 10.95    118.25</p>	<p><b>LABEL SPECIAL</b></p> <p><b>\$2.99</b> / K (5K MIN)</p> <p>1 ACROSS 3 1/2" x 15/16 CONTINUOUS LABELS</p>

**MOST RIBBONS AVAILABLE IN COLORS TOO!**  
CALL OR WRITE FOR OUR SUPPLIES CATALOGUE  
ON ORDERS UNDER \$14.00 PLEASE ADD \$3.00 FOR SHIPPING  
MINIMUM RIBBON ORDER \$30.00 OR 1 DOZEN



**Check-Mate**<sup>TM</sup>

TOLL FREE 800-343-7706  
IN MASS 617-963-7694  
PHONES OPEN 9AM-6PM EASTERN TIME

51 DIAUTO DR    P.O. BOX 103  
RANDOLPH, MA 02368

MASS RESIDENTS  
ADD 5% SALES TAX

\*RADIO SHACK IS A REGISTERED TRADEMARK OF THE TANDY CORP.

Listing continued

```


82E6 CD4884 02560 CALL ESCAP
82E9 3E40 02570 LD A,40H
82EB CD3B84 02580 CALL OUTPUT
82EE D9 02590 EXX
02600 ;*****
02610 ;* PRINT NUMERIC CODE
02620 ;*****
82EF DD219A80 02630 LD IX,LPRNT
82F3 0636 02640 LD B,36H
82F5 3E00 02650 LD A,0
;*****
82F7 DD7700 02670 LBUFC LD (IX),A
82FA DD23 02680 INC IX
82FC 10F9 02690 DJNZ LBUFC
82FE DD21D880 02700 LD IX,RPRNT
8302 0636 02710 LD B,36H
8304 DD7700 02720 RBUFC LD (IX),A
8307 DD23 02730 INC IX
8309 10F9 02740 DJNZ RBUFC
830B CD6984 02750 CALL TABIND
830E CDDA83 02760 CALL GRFSET
8311 067C 02770 LD B,7CH
8313 DD219680 02780 LD IX,BITBUF
8317 DD7E00 02790 PBUF LD A,(IX)
831A DD23 02800 INC IX
831C CD3B84 02810 CALL OUTPUT
831F CD3B84 02820 CALL OUTPUT
8322 10F3 02830 DJNZ PBUF
;*****
8324 CD4884 02850 CALL ESCAP
8327 3E41 02860 LD A,41H
8329 CD3B84 02870 CALL OUTPUT
832C 3E05 02880 LD A,5
832E CD3B84 02890 CALL OUTPUT
8331 CD4E84 02900 CALL CARRET
8334 CD5784 02910 CALL LNFEED
;*****
8337 CD6984 02930 CALL TABIND
833A 3E94 02940 LD A,94H
833C CD3B84 02950 CALL OUTPUT
833F 3E20 02960 LD A,20H
8341 CD3B84 02970 CALL OUTPUT
8344 DD211E81 02980 LD IX,DIGITS
8348 DD7E00 02990 LD A,(IX)
834B C630 03000 ADD A,30H
834D CD3B84 03010 CALL OUTPUT
8350 3E20 03020 LD A,20H
8352 CD3B84 03030 CALL OUTPUT
8355 CD3B84 03040 CALL OUTPUT
8358 0605 03050 LD B,5
835A DD23 03060 INC IX
835C DD7E00 03070 NUMLP1 LD A,(IX)
835F C630 03080 ADD A,30H
8361 CD3B84 03090 CALL OUTPUT
8364 DD23 03100 INC IX
8366 10F4 03110 DJNZ NUMLP1
8368 3E20 03120 LD A,20H
836A CD3B84 03130 CALL OUTPUT
836D CD3B84 03140 CALL OUTPUT
8370 CD3B84 03150 CALL OUTPUT
8373 CD3B84 03160 CALL OUTPUT
8376 0605 03170 LD B,5
8378 DD7E00 03180 NUMLP2 LD A,(IX)
837B C630 03190 ADD A,30H
837D CD3B84 03200 CALL OUTPUT
8380 DD23 03210 INC IX
8382 10F4 03220 DJNZ NUMLP2
8384 CD4E84 03230 CALL CARRET
8387 CD5784 03240 CALL LNFEED
838A CD6084 03250 CALL NORMLS
838D 3A2A81 03260 LD A,(SKPLN)
8390 47 03270 LD B,A
8391 CD5784 03280 LFEDLP CALL LNFEED
8394 10FB 03290 DJNZ LFEDLP
8396 C36A81 03300 RTN5 JP BEGIN
;*****
03310 ;*****
03320 ;* CALCULATE CHECK DIGIT SUBROUTINE
03330 ;*****
8399 DD211E81 03340 CALCDT LD IX,DIGITS
839D DD7E00 03350 LD A,(IX)
83A0 87 03360 ADD A,A
83A1 27 03370 DAA
83A2 DD8600 03380 ADD A,(IX)
83A5 27 03390 DAA
83A6 0605 03400 LD B,5
83A8 DD23 03410 INC IX
83AA DD8600 03420 ADDLOP ADD A,(IX)
83AD 27 03430 DAA
83AE DD23 03440 INC IX
83B0 DD8600 03450 ADD A,(IX)
83B3 27 03460 DAA
83B4 DD8600 03470 ADD A,(IX)
83B7 27 03480 DAA
83B8 DD8600 03490 ADD A,(IX)
83BB 27 03500 DAA
83BC DD23 03510 INC IX
83BE 10EA 03520 DJNZ ADDLOP
83C0 F6F0 03530 OR 0FH
83C2 E60F 03540 AND 0FH
83C4 47 03550 LD B,A
83C5 3E0A 03560 LD A,0AH
83C7 37 03570 SCF
83C8 3F 03580 CCF
83C9 98 03590 SBC A,B
83CA 27 03600 DAA
83CB F6F0 03610 OR 0FH

```

```

83CD E60F 03620 AND 0FH
83CF DD7700 03630 LD (IX),A
83D2 DD211D81 03640 LD IX,DIGCK
83D6 DD7700 03650 LD (IX),A
83D9 C9 03660 RET
;*****
03670 ;*****
03680 ;* GRFSET SUBROUTINE
03690 ;*****
83DA DD219680 03700 GRFSET LD IX,BITBUF
;*****
83DE CD4884 03720 CALL ESCAP
83E1 3E4C 03730 LD A,4CH
83E3 CD3B84 03740 CALL OUTPUT
83E6 3EF8 03750 LD A,0FH
83E8 CD3B84 03760 CALL OUTPUT
83EB 3E00 03770 LD A,0
83ED CD3B84 03780 CALL OUTPUT
83F0 C9 03790 RET
;*****
03800 ;*****
03810 ;* BIT LOAD SUBROUTINE
03820 ;*****
83F1 D5 03830 BITL0D PUSH DE
83F2 E5 03840 PUSH HL
83F3 07 03850 RLCA
83F4 07 03860 BIT1 RLCA
83F5 210700 03870 LD HL,7
83F8 110100 03880 LD DE,1
83FB 3011 03890 JR NC,SPACES
83FD FD3600FF 03900 BARS LD (Y),0FFH
8401 FD23 03910 INC Y
;*****
8403 37 03930 CHECK FOR LAST BIT
8404 3F 03940 SCF
8405 ED52 03950 SBC HL,DE
8407 281C 03960 JR Z,RTN1
8409 07 03970 RLCA
840A 3002 03980 JR NC,SPACES
840C 18EF 03990 JR BARS
840E FD360000 04000 SPACES LD (Y),0
8412 FD23 04010 INC Y
8414 FD360000 04020 SPAC1 LD (Y),0
8418 FD23 04030 INC Y
;*****
841A 37 04040 CHECK FOR LAST BIT
841B 3F 04050 SCF
841C ED52 04060 CCF
841E 2805 04070 SBC HL,DE
8420 07 04080 JR Z,RTN1
8421 30F1 04090 RLCA
8423 18D0 04100 JR NC,SPAC1
8425 E1 04110 JR BARS
8426 D1 04120 RTN1 POP HL
8427 C9 04130 POP DE
8428 0640 04140 RET
;*****
04150 ;*****
04160 ;* DISPLAY MESSAGE SUBROUTINE
04170 ;*****
8428 0640 04180 DSPMSG LD B,40H
842A 7E 04190 DSPLOP LD A,(HL)
842B F5 04200 PUSH AF
842C FE40 04210 CP 40H
842E 2809 04220 JR Z,RNT2
8430 F1 04230 POP AF
8431 DD7700 04240 LD (IX),A
8434 23 04250 INC HL
8435 DD23 04260 INC IX
8437 10F1 04270 DJNZ DSPLOP
8439 F1 04280 RNT2 POP AF
843A C9 04290 RET
;*****
04300 ;*****
04310 ;* OUTPUT SUBROUTINE
04320 ;*****
843B F5 04330 OUTPUT PUSH AF
843C DBF8 04340 IN A,(0FH)
843E E6F8 04350 AND 0FH
8440 FE30 04360 CP 30H
8442 20F8 04370 JR NZ,LOOPOT
8444 F1 04380 POP AF
8445 D3F8 04390 OUT (0FH),A
8447 C9 04400 RET
8448 3E1B 04410 ESCAP LD A,1BH
844A CD3B84 04420 CALL OUTPUT
844D C9 04430 RET
844E CD4884 04440 CARRET CALL ESCAP
8451 3E8E 04450 LD A,8EH
8453 CD3B84 04460 CALL OUTPUT
8456 C9 04470 RET
8457 CD4884 04480 LNFEED CALL ESCAP
845A 3E8A 04490 LD A,8AH
845C CD3B84 04500 CALL OUTPUT
845F C9 04510 RET
8460 CD4884 04520 NORMLS CALL ESCAP
8463 3E32 04530 LD A,32H
8465 CD3B84 04540 CALL OUTPUT
8468 C9 04550 RET
;*****
04560 ;*****
04570 ;* INDENT CODE SUBROUTINE
04580 ;*****
8469 3A2B81 04590 TABIND LD A,(TABLN)
846C 47 04600 LD B,A
846D 3E20 04610 LD A,20H
846F CD3B84 04620 TBLOOP CALL OUTPUT
8472 10FB 04630 DJNZ TBLOOP
8474 CD4E84 04640 CALL CARRET
8477 C9 04650 RET
847A 0640 04660 BEGIN
00000 Total Errors

```



# GRAPHICS

DISK BASED SOFTWARE  
TRS-80 MODEL I, III, IV\*

Includes Printer Options for EPSON

\*Tom Tandy Corp.



**DOTDRAW  
MICRO-ART  
NEWDOT**

- for the Young & Young at Heart, 32K \$27.50
- Powerful Graphic Designer for Adults, 48K \$37.50
- Tools & Entertainment for Programmers, 48K \$47.50

**FREE** Catalog & Information  
Write or Call

✓33

**ISLAND TECHNOLOGIES**  
P.O. BOX 856  
STATE COLLEGE, PA 16801  
(814) 234-4589



**BYTEMICRO  
ONABSKEEP  
AUTOTRONE  
RUNDATAON  
DOCKLOCKEA  
INTGOSUBM  
FORMATIME**

**Put FINDWORD® to Work!**

- Menu driven system
- Solves popular word find puzzles
- User manual included
- 10 day money back guarantee

**MOD I or MOD III (specify)**

Min. sys: 32K & 1 disk. Printer optional.

**\$39.95**

plus \$5.00 shipping & handling



**WORDFIND DIVISION**  
2700 REVERE SUITE 115  
HOUSTON, TEXAS 77098  
1-409-245-7692

✓341

# LET'R'WRYT

- <A>DD AN ADDRESS TO ADDRESS FILE
- <C>HANGE AN ADDRESS
- <H>UNT FOR A NAME <V>IEW AN ADDRESS
- <Z> TO ALPHABETIZE THE ADDRESS FILE
- <L>IST ALL ADDRESSES ON PRINTER
- <G>O TO DIFFERENT ADDRESS FILE
- <W>RITE OR MODIFY A PARAGRAPH
- <S>HOW A PARAGRAPH ON SCREEN
- <F>ORMAT LETTERS AND ENVELOPES
- <P>RINT LETTERS AND/OR ENVELOPES
- <K>ILL OLD PARAGRAPHS AND ADD. FILES

LET'R'WRYT is more than a form letter or mailing list. Your letter contains only paragraphs of interest to your client or friend. Then you send letters to only those you wish--there are several selection procedures. The menu shown at left is only 1/12 of the prompts which guide you through all tasks without dependence on programming skills. All options are stored on disk so you don't have to reenter them. These include format, greeting, closing, nickname, search, sort, selective mailing, etc.--no dead ends. Models 1,3,4. ONLY \$41.99

MEYER'S PLACE  
5132 Kitson Lane  
W Bloomfield, MI. 48033

✓215

CHECK-C.O.D.-M.O. 313-683-5094

ORDER  
TOLL FREE



Only \$1.69\*

# COMPUSETTE AT WHOLESALE PRICES

-Thousands of Satisfied Customers-

Computer Hobbyists·Public School Districts·Government Agencies

SAME DAY  
PROCESSING

Only 36¢\*

## Blank Diskettes

Soft Sector·Single Sided·Double Density

10	20	50	100
<b>\$229*</b>	<b>\$199*</b>	<b>\$179*</b>	<b>\$169*</b>

\*with custom Tyvek Envelope, Add 15¢

10-pack Custom Case \$350 50-pack Case \$2295

UPS SHIPPING (10 20) \$3 (50 100) \$6\*

## Blank Cassettes

100% Error-Free & Fully Guaranteed

Length	12	24	96	250*	500*
C-05	.69	.59	.49	.44	.36
C-10	.79	.69	.59	.49	.39
C-15	.89	.79	.69	.59	.49
C-20	.99	.89	.79	.69	.59
C-30	1.09	.99	.89	.79	.69
Boxes	.26	.21	.20	.16	.13

\*250/500 Quantities without labels, With labels Add 4¢

UPS SHIPPING (12 24) \$3 (36 96) \$6 (250) \$12 (500) \$18



200/\$495 + \$100 shipping & handling

1000/\$1895 + \$300 shipping & handling

These labels are for cassettes

## TAPE-PACK SPECIAL

6 Each: C-5, C-10, C-20, C-30

Only \$1695

+ \$30 shipping & handling

NEW

**Tape  
Caddy**

Only \$2.75

+ \$10 shipping & handling




# Micro-80™ INC.

2665 E. Busby Road  
Oak Harbor, Wash., 98277 ✓132

# Order Toll-Free

Orders 1-800-553-0035 Ext 80  
ONLY 1-800-528-6050 Ext 3005  
Inquiries 1-206-675-6143

# Aerocomp's Proven Best-By Test! The "DDC"



**\$99.00**  
SUMMER SPECIAL

## Double Density Controller

"DDC"

### ★ Technical Superiority

At last! A double density controller for Model I with HIGHER PROBABILITY OF DATA RECOVERY THAN WITH ANY OTHER DOUBLE DENSITY CONTROLLER ON THE MARKET TODAY! The "DDC" from Aerocomp. No need to worry about the problems that keep cropping up on existing products. AEROCOMP'S new analog design phase lock loop data separator has a wider capture window than the digital types currently on the market. This allows high resolution data centering. The finest resolution available with digital circuitry is 125 ns (nano seconds). The "DDC" analog circuit allows infinitely variable tuning. Attack and settling times are optimum for 5-1/4 inch diskettes. The units presently on the market use a write precompensation circuit that is very "sloppy". Board to board tolerance is extremely wide - in the order of  $\pm 100$  ns. The "DDC" is accurate to within  $\pm 20$  ns. The bottomline is state of the art reliability!

### ★ Test Proven

Tests were conducted on AEROCOMP'S "DDC", Percom's "Doubler A" and "Doubler II" and LNW's "LNDoubler" using a Radio Shack TRS80 Model I, Level 2, 48 K with TRS80 Expansion Interface and a Percom TFD100 disk drive (Siemens Model 82). Diskette was Memorex 3401. The test diskette chosen was a well used piece of media to determine performance under adverse conditions. The various double density adapters were installed sequentially in the expansion interface.

The test consisted of formatting 40 tracks on the diskette and writing a 6DB6 data pattern on all tracks. The 6DB6 pattern was chosen because it is recommended as a "worst case" test by manufacturers of drives and diskettes. An attempt was then made to read each sector on the disk once - no retries. Operating system was Newdos/80, Version 1.0, with Double Zap, Version 2.0. Unreadable sectors were totalled and recorded. The test was run ten times with each double density controller and the data averaged. Test results are shown in the table.

### ★ Features

TRS80 Model I owners who are ready for reliable double density operation will get (1) 80% more storage per diskette, (2) single and double density data separation with far fewer disk I/O errors, (3) single density compatibility and (4) simple plug-in installation. Compatible with all existing double density software.

**SUMMER SPECIAL \$99.00**

for the Best DD Controller on the market.

"DDC" and LDOS

**\$169.95**

\$149.95 for "DDC" with DOSPLUS 3.3D (limited quantity)

### ★ TEST RESULTS ★

MFR & PRODUCT	SECTORS LOCKED OUT (AVG)
AEROCOMP "DDC"	0
PERCOM "DOUBLER II"	18
PERCOM "DOUBLER A"	250
LNW "LNDOUBLER"	202

Note: test results available upon written request. All tests conducted prior to 8-25-81

Aerocomp's 14 day money back guarantee applies to hardware only. Specials will be prorated. Shipping \$2.00 in Cont. US. See opposite page for details.

## Data Separators

The advances that make the "DDC" great are incorporated in the new AEROCOMP Single Density Data Separator ("SDS") and Double Density Data Separator ("DDS").

### ★ Has your original manufacturer left you holding the bag?

If you already own a Percom "Doubler A", "Doubler II" or LNW "LNDoubler" or Superbrain, the AEROCOMP "DDS" will make it right. Look at the test results:

MFR. & PRODUCT	SECTORS LOCKED OUT	
	WITHOUT "DDS"	WITH "DDS"
PERCOM "DOUBLER II"	18	1
PERCOM "DOUBLER A"	250	0
LNW "LNDOUBLER"	202	0

Note: Same test procedures as "DDC".  
\* Trademark of Percom Data Co.  
\*\* Trademark of LNW  
\*\*\* Trademark of Tandy Corporation

★ "DDS" ..... **\$49.95**  
(Use 1791 chip from your DD Controller)

★ "DDS" with disk controller chip included ..... **\$79.95**

★ Disk controller chip ..... **\$34.95**

(Shipping \$2.00 Cont. US - see opposite page for details)

### Do you need a Single Density Data Separator?

The internal data separator in the WD1771 chip (R/S Expansion Interface) is NOT recommended by WD for reliable data transfer. Do you have any of these problems: Lost data, tracks locked out, CRC errors, disk retry? YOU NEED ONE!

★ "SDS" ..... **\$29.95**  
(For Mod. I; shipping \$2.00)

**Plugs directly into your existing Double Density Controller.**

**See opposite page** ▶▶▶▶▶



**NEW!**

# DISK DRIVES

## 40 & 80 TRACK

### SINGLE & DOUBLE SIDED

as low as **\$169**

#### PACESETTERS

Aerocomp leads the way to the BEST value in disk drives on the market. Quality, performance, reliability, warranty, service plus free trial – that's what you get from the leader.

AEROCOMP

#### BEST FEATURES

- ★ Fast 5 ms. track-track access
- ★ Single or double density
- ★ Easy entry door
- ★ "Flippy" feature allows read-write to the back of the diskette to cut media cost in half! (MPI)
- ★ Disk ejector (MPI)
- ★ External drive cable connection (no need to remove the cover to hook up the cable)

**NEW!**



#### HALF-HIGH DRIVES

Two complete drives in the space of one. Complete with power supply & enclosure. (Tandon).

- ★ Two 40 track SS ..... \$389
- ★ Two 40 track Dual Head .... \$539
- ★ Two 80 track Dual Head .... \$579

#### COMPLETE DRIVES

TRS80 Mod. I & III, IBM PC & TI 99/4A. Power supply & enclosure. Specify silver or almond. 5.25 inch.

- ★ 40 track single side (Tandon)..... \$199
- ★ 40 track SS "Flippy" (MPI) ..... \$239
- ★ 40 track Dual Head (either) ..... \$279
- ★ 80 track SS (MPI)..... \$299
- ★ 80 track SS "Flippy" (MPI) ..... \$329
- ★ 80 track Dual Head (Tandon)..... \$379

Shipping & Handling \$5.00 per drive.

#### BARE DRIVES

Internal drives for TRS80 Mod. III, IBM PC, TI 99/4A, 5.25 in. (controller required)

- ★ 40 track Single Side (Tandon) ..... \$169
- ★ 40 track Dual Head (either) ..... \$249
- ★ 80 track SS (MPI)..... \$269
- ★ 80 track Dual Head (Tandon)..... \$339
- ★ 8 inch Single Side Thinline ..... \$260
- ★ 8 inch Dual Head Thinline ..... \$375

Shipping & Handling \$4.00 Per Drive.

#### MODEL III DRIVES

Convert your cassette Mod. III to disk. Complete internal drive kits with 40 track SS drives, disk controller, power supply, mounting towers, hardware & cables (Tandon).

- ★ Drive Kit Only (no drives)..... \$199
- ★ One Drive System Kit ..... \$369
- ★ Two Drive System Kit ..... \$539

Shipping & Handling \$8.00 Per System

#### MODEL I STARTER PACKAGE

One 40 track SS drive, 2-drive cable, TRSDOS 2.3 disk & manual, freight & insurance (Tandon).

**\$249**

#### MISCELLANEOUS GOODIES

- ★ TRSDOS 2.3 disk & manual..... \$20
- ★ LDOS (Mod. I or III) ..... \$119
- ★ NEWDOS/80, 2.0 (Mod. I or III)..... \$129
- ★ Diskettes (10 in library box) ..... \$23
- ★ MX80 ribbons..... \$9
- ★ 5.25" Drive Power Supply & case ..... \$59
- ★ 2-Drive Cable..... \$24
- ★ 4-Drive Cable..... \$34
- ★ Extender Cable..... \$13

Shipping & Handling \$2.00

#### 8" EXPANSION BOX

Complete with power supply & fan (Tandon slimline)

- Two 8" Single Side ..... \$699
- Two 8" Double Side..... 849

#### FREE TRIAL OFFER

Use your AEROCOMP drive for up to 14 days. If you are not satisfied for ANY REASON (except misuse or improper handling), return in the original shipping container for a full purchase price refund. Applies to hardware only. Sorry, we cannot refund on software. We have confidence in our products and we know you will be satisfied.

#### WARRANTY

We offer a six months warranty on parts and labor against defects in materials and workmanship. In the event service becomes necessary for any reason, our service department is fast, friendly and cooperative. Our goal is 48 hour turnaround on all warranty or repair drives!

#### 100% TESTED

AEROCOMP disk drives are 100% subjected to burr-in and bench test. We even enclose a copy of the test check list, signed by the test technician, with each drive. AEROCOMP means reliability!

#### ORDER NOW!

Order by mail or call TOLL FREE TO THE NUMBERS BELOW. Please note toll free lines will accept orders only. We accept VISA or MASTERCARD. Be sure to include card number and expiration date. We will not charge your card until the day we ship. Order by mail with credit card or send check or money order. Please allow 2 weeks for personal checks to clear our bank. Order COD. No deposit required but all COD's will arrive cash, certified check or money order only. We'll send a card showing the exact COD amount before your shipment arrives. Shipping is **not** included in the prices shown. Texas residents add 5% sales tax. NEXT DAY SHIPMENT on all **in stock** items.

**CALL TOLL FREE FOR FAST SERVICE**  
**(800) 824-7888, OPERATOR 24**

**FOR VISA / MASTERCARD / C.O.D. ORDERS**

California dial (800) 852-7777. Operator 24. Alaska and Hawaii dial (800) 824-7919. Operator 24.

**TOLL FREE LINES WILL ACCEPT ORDERS ONLY!**

For Applications and Technical information, call (214) 337-4346 or drop us a card.

Dealer inquiries invited

**AEROCOMP**  
Redbird Airport, Bldg. 8  
P.O. Box 24829  
Dallas, TX 75224 ✓82

# Decoding Bar Codes

by Robert S. Craft and Richard G. Beplat



**N**ow that you have a solid background in bar codes, you're ready to use them with these applications programs and your Model III.

Okay, you've heard all about bar codes. You know they're a fast, efficient, and accurate means of data input. You've read about UPC, 2 of 5, 3 of 9, and Codabar codes, and modulo 10s, check characters, and read rates. You know that there are many scanners and readers on the market, but as of yet you haven't found a way to use one

with a Model III.

This article brings bar code technology to Model III owners. It includes sample programs for the three types of bar code data transmission—on-line, talk-only, and block-transfer uploads—that you use in a wide variety of applications, such as point-of-issue (or -sale) inventory control, materials tracking,

document control, property control, library status, transaction recording, and more.

## Converting to Bar Codes

Bar code readers scan and interpret bar code labels to produce a series of ASCII characters that the computer accepts and processes. An important aspect of adding bar code technology to any microcomputer application is a well-thought-out data manipulation plan.

Converting existing applications to bar code technology requires additional processing operations. It is important, therefore, that you understand how software handles bar code data.

You may have to modify your existing applications programs to accept information that you normally enter through the keyboard from the bar code reader or from a specially created file on a mass storage medium. Applications that require a software package written from scratch can use either technique.

We'll present examples of programming each way. These techniques apply not only to bar codes, but to almost any portable data collection device, and many other peripheral devices that transmit data to a microcomputer.

The key to using a bar code reader with a microcomputer is communication between the two devices. This involves both hardware and software compatibility.

### Program Listing 1.

```

10 CLS
20 '
30 ' BAR CODE DEMONSTRATION PROGRAM #1
40 ' ON-LINE USE OF A BAR CODE READER
50 ' in a MENU DRIVEN APPLICATION PROGRAM
60 '
70 '
80 '           by:
90 '           R.S. Craft & R.G. Beplat
100 '          of:
110 '          TAURIO CORPORATION
120 ' This program is intended for use on the
130 ' TRS-80 Model III / 48K ram / 2 Disks / RS-232C
140 ' under the
150 ' DOSPLUS 3.5 operating system,
160 ' by Micro-Systems Software, Inc.
170 '
180 CMD"RS232 (WAIT=N)"
190 CLEAR 500
200 DEFSTR A
210 INPUT@440,"Enter today's date as MM/DD/YY ",8,"$";AT
220 CMD"FORCE @KI @RS"
230 CLS
240 OPEN "D",1,"DOCDAT:1",64
250 FIELD 1,50 AS AA,3 AS AB,3 AS AC,8 AS AD
260 R1=LOF(1)
270 OPEN "D",2,"USRDAT:1",16
280 FIELD 2,10 AS A1,5 AS A2,1 AS A3
290 R2=LOF(2)
300 CLS
310 LPRINT "*==*==*==*"
320 PRINTCHR$(23)
330 PRINT@86,"MAIN MENU"
340 PRINT@202,"WAND:      FOR:"

```

Listing 1 continued

## The Key Box

**Model III**  
**48K RAM**  
**Disk Basic**  
**DOSPLUS 3.5**



**Tired of WAITING on your printer  
or is your printer too SLOW . . . ?  
CALL 1-800-231-6667**



**MBIP STAND-ALONE PARALLEL  
PRINTER BUFFER**

32K Parallel.....	\$299.95
64K Parallel.....	\$349.95
64K Upgrades.....	\$179.95

**How It Works**

The MBIP in-line parallel buffer works with almost any computer/printer combination utilizing a Centronics type parallel interface. Available with up to 256K of RAM for data buffering, the MBIP can accept very large files for buffering as fast as your computer can send it.


**Saves Time**

Most computers are able to send data to the printer at very high speeds, usually much faster than the printer can print it. The MBIP, placed between the computer and the printer, accepts this data as fast as the computer can send it, stores it in its own memory and then sends it on to the printer at the printer's own speed. Under normal circumstances without a MBIP the computer could be tied up for hours on a large file being dumped into the printer costing you valuable time and money.

**Improves Efficiency**

Using the MBIP's touch sensitive front panel controls, multiple copies of your document can be made without tying up the computer any further. Printing may be halted at any point and continued where it left off later. You can even turn your computer off and the MBIP will continue until the print job is complete.

The MBIP requires no user modifications of software and installs in seconds with virtually any computer (including TRS-80, ATARI, IBM-PC, APPLE, OSBORNE, NEC etc.) and any printer (including EPSON, CENTRONICS, NEC, C.ITOH, IDS, ANADEx, OKIDATA, IBM PERSONAL etc.), dimensions are 5 1/2" W x 7 3/4" D x 1 1/2" H.



**INTERNAL PARALLEL BUFFER  
FOR EPSON**

<b>MBP</b>	<b>MBP</b>	<b>MBP</b>
<b>16K</b>	<b>32K</b>	<b>64K</b>
<b>\$159.95</b>	<b>\$199.95</b>	<b>\$249.95</b>

**Operation**

The MBP is an intelligent Centronic-Compatible parallel interface for the Epson MX-80, MX-80 F/T, and MX-100 printers, with 16K, 32K, 64K bytes of on-board RAM for data buffering. FX80 and FX100 compatible.

**Eliminates Printer Bottleneck**

The buffering capability of the MBP increases your data processing efficiency by eliminating the wait normally experienced while printing. An Epson printer prints at 80 characters per second; at this speed it takes about five minutes to print a 16,000 character document. During most of this time the computer is waiting for Epson to finish one line so it can send the next. By using the MBP it takes the computer only *four seconds* to send a 16,000 character document. The Practical Peripherals MBP interface typically accepts data as fast as the computer can send it, until full, returning use of the computer to you while it handles the printing. You can continue with other processing while simultaneously printing data from a previous job, gaining all the time you normally would have spent waiting for the printer to finish. Any program that involves printed output will be speeded up using the MBP.

The MBP supports all standard Epson Commands, is compatible with GRAFTRAX-80, and is plug compatible with the standard Epson cable. THE MBP does not require any user software for control.

**Installs In Minutes**

The MBP is easy to install — it simply plugs into the existing auxiliary interface connector inside the Epson without modification of the printer.

**MICRO SOLUTIONS, INC.**

9949 HARWIN #E, HOUSTON, TEXAS 77036

(713) 789-5443 1-800-231-6667

TELEX 794-250-CROWNTEX HOU

VISA • MASTER CARD • AMERICAN EXPRESS

(\$3.00 Shipping)

316

```

350 PRINT@334,"1      Withdrawal"
360 PRINT@462,"2      Return"
370 PRINT@590,"3      Status Printout"
380 PRINT@718,"9      Close of Business"
390 A=INKEY$
400 IF A<>"9" AND A<>"1" AND A<>"2" AND A<>"3" THEN GOTO 390
410 IF A="1" THEN GOTO 540
420 IF A="2" THEN GOTO 870
430 IF A="3" THEN GOTO 1000
440 CLS
450 PRINT"CLOSING FILES"
460 CLOSE
470 PRINT
480 PRINT"RETURNING TO KEYBOARD CONTROL"
490 CMD"FORCE @KI @KI"
500 PRINT
510 PRINT"RETURNING TO DOSPLUS 3.5"
520 PRINT
530 CMD
540 CLS
550 INPUT@64,"Wand Document Id Label  ",5,"$*";A
560 IF LEN(A)<>5 THEN GOTO 540
570 N=VAL(RIGHT$(A,4))
580 IF N >R1 THEN GOTO 540
590 GET#1,N
600 PRINT@192,AA:PRINT@320,AB
610 INPUT@448,"Wand User Id Label  ",4,"$*";A
620 IF LEN(A)<>4 THEN GOTO 800
630 M=VAL(LEFT$(A,3))-100
640 AZ=RIGHT$(A,1)
650 IF M>R2 THEN GOTO 800
660 GET#2,M
670 IF AZ<>A3 THEN GOTO 800
680 PRINT@512,A1;A2
690 PRINT@704,"DOCUMENT WITHDRAWAL APPROVED"
700 LPRINT AT
710 LPRINT "DOCUMENT RECORD # ";N
720 LPRINT AA,AB
730 LPRINT "ISSUED TO ";LEFT$(A,3)
740 LPRINT A1,A2
750 LSET AC=LEFT$(A,3)
760 LSET AD=AT
770 PUT#1,N
780 CLS
790 GOTO 310
800 CLS
810 PRINTCHR$(23)
820 PRINT@320,"WITHDRAWAL DENIED"
830 PRINT@640,"USER NOT AUTHORIZED"
840 FOR I=1 TO 2500:NEXT I
850 CLS
860 GOTO 320
870 CLS
880 INPUT@64,"Wand Document Id Label  ",5,"$*";A
890 N=VAL(RIGHT$(A,5))
900 IF N>R1 THEN GOTO 880
910 GET#1,N
920 PRINT@192,AA:PRINT@320,AB
930 PRINT@448,"RETURNED"
940 LSET AC=" "
950 LSET AD=" "
960 PUT#1,N
970 LPRINT AA,AB
980 LPRINT"RETURNED ";AT
990 GOTO 300
1000 CLS
1010 PRINTCHR$(23)
1020 PRINT@320,"Wand 4"
1030 PRINT@448,"when the printer is ready"
1040 A=INKEY$
1050 IF A<>"4" THEN GOTO 1040
1060 CLS
1070 LPRINT
1080 LPRINT AT
1090 LPRINT
1100 LPRINT"LABEL DOCUMENT
      CPY  USR  DATE"
1110 LPRINT
1120 FOR I=1 TO R1
1130 GET #1,I
1140 IF I<10 THEN AS="000"+RIGHT$(STR$(I),1):GOTO 1180
1150 IF I<100 THEN AS="00"+RIGHT$(STR$(I),2):GOTO 1180
1160 IF I<1000 THEN AS="0"+RIGHT$(STR$(I),3):GOTO 1180
1170 AS=RIGHT$(STR$(I),4)
1180 AR="D"+AS
1190 LPRINT AR;"  AA;"  ";AB;"  ";AC;"  ";AD
1200 NEXT I
1210 GOTO 300

```

## Hardware Interfacing

Bar code software transfers ASCII data through an RS-232C serial input/output (I/O) interface, available as an option for both the microcomputer and most bar code readers. Consult the technical manuals for both devices before purchasing (or fabricating) the required interconnect cable. Proper cable selection ensures that the transmit line for one device connects to and is compatible with the receive line on the other device.

For example, if transmitted data appears on pin 2 on one device and on pin 3 on the other, then received data appears on pins 3 and 2, respectively. This requires a normal straight-through RS-232C cable. Should both devices use the

---

*"Each bar code  
reader operates  
differently with modems."*

---

data, then reverse pins 2 and 3 on one end of a normal RS-232C cable. This type of cable configuration is called null modem.

Parity, word length, baud rate, and number of stop bits are either switch- or menu-selectable on portable bar code readers and menu-selectable on the Model III. Set the same parameters for both devices.

You can also interface bar code readers with microcomputers via telephone lines. This requires a modem and modem software on the microcomputer end, and additional communication equipment on the bar code reader. Modem communication is well-suited to applications involving remote data acquisition and batch uploading.

Since each individual bar code reader operates differently with modems, the manufacturer is the best source of information concerning modem interfacing. The software discussion that follows concerns only direct connection through the RS-232C serial interface. Note that the same application programming principles apply to batch processing whether you upload data directly or through a modem link.

## Software

Program Listings 1, 2, and 3 provide the software needed to interface bar

# 80micro's REVIEW GUIDE

**The guide that will save you time and money.**

You'll spend more time at your computer and less money for the right product.

**80 Micro's Review Guide** is the most comprehensive collection of TRS-80\* reviews ever compiled in book form. You get 500 hardware, software and book reviews packed with information about:

- Modems
- Games
- Business programs & Word Processing
- Joysticks
- Books on programming
- Printers
- Utilities
- Editor/Assemblers
- Educational software
- Monitors
- Databases
- And more

Don't waste valuable time chasing down the right product. We've done it for you with **80 Micro's Review Guide**, compiled and condensed from the pages of **80 Micro**, the magazine you've come to rely on.

A five-star rating system lets you decide what's best. And each review gives you the product manufacturer's information so you can order and receive your product *fast*.

**All for \$7.95**

**Order now. Use the attached order form, the coupon, or call toll free 1-800-258-5473.**

\*TRS-80 is a trademark of Radio Shack, a division of Tandy Corp. Outside USA, Phone: 603-924-9471

**yes,** I want to save time and money.

Send me **80 MICRO's REVIEW GUIDE** today.

Please send me \_\_\_\_\_ Review Guides at \$7.95 each and add \$1.50 per book shipping and handling.

Check enclosed    MC    VISA    AE

Please allow 6-8 weeks for delivery

Card # \_\_\_\_\_ Exp. Date \_\_\_\_\_

Signature \_\_\_\_\_

Name \_\_\_\_\_

Address \_\_\_\_\_

City \_\_\_\_\_ State \_\_\_\_\_ Zip Code \_\_\_\_\_

**Wayne Green Inc. • 80 Pine St. • Peterborough, NH 03458** Attn: Marcia Stone



**BORGN**

code readers with your Model III. The data manipulation and storage techniques demonstrate the relative ease with which you can implement a plan.

After experimenting with a number of the disk operating systems available for the Model III, we found DOSPLUS 3.5 by Micro-Systems Software to be the choice for interfacing input devices through the serial port. The programs here only operate under DOSPLUS 3.5. After you boot the system and before

loading Basic, install the RS-232 driver. Do so with the command:

ASSIGN @ RS RS/DVR

If you attempt to invoke this command from Basic using the CMD function, the system performs a warm boot back to the operating system (not Basic) on completion of the driver installation.

Once you install the driver, set the communication parameters (baud rate,

word length, number of stop bits, parity, and wait mode). When initialized, the interface is set for 300 baud, 7-bit words, 1 stop bit, even parity, and wait mode on. You may change any of the first four parameters to be compatible with the bar code reader. You must, however, turn off the wait mode. If you don't, Basic executes only one line at a time and expects a carriage return from the operator after each executed line.

You can change the parameters from

```

10 CLS
20 '
30 ' BAR CODE DEMONSTRATION PROGRAM #2
40 '
50 ' BATCH UPLOADING - TALK ONLY - NO CONTROL
60 '
70 CLEAR 10000
80 DIM A$(1000)
90 CMD "RS232 (WAIT=N)"
100 CMD "FORCE @KI @RS"
110 OPEN "D",1,"HOLDAT:1",8
120 FIELD 1,8 AS B$
130 C$="ENDENDEN"
140 I=0
150 I=I+1
160 INPUT A$(I)
170 IF A$(I)<>C$ THEN GOTO 150
180 CMD "FORCE @KI @KI"
190 FOR J=1 TO (I-1)
200 LSET B$=A$(J)
210 PUT #1,J
220 NEXT J
230 PRINT "CLOSING FILE"
240 CLOSE
250 PRINT"RETURNING TO DOSPLUS"
260 CMD

```

Program Listing 2. Batch uploading, talk-only application.

```

10 CLS
20 '
30 ' BAR CODE DEMONSTRATION PROGRAM #3
40 '
50 ' BATCH UPLOADING - BLOCK TRANSMISSION
60 '
70 CLEAR 500
80 OPEN "D",1,"HOLDAT:1",128
90 FIELD 1,128 AS F$
100 B$=CHR$(3):T$=CHR$(4):C$=CHR$(13):S$=CHR$(32):Z$=CHR$(17)
110 CMD "RS232 (WAIT=N)"
120 PRINT"WHEN THE DISKS STOP SPINNING, TRANSMIT THE DATA"
130 CMD"FORCE @KI @RS"
140 CMD"FORCE @DO @RS"
150 D$=""
160 A$=INKEY$
170 IF A$="" THEN GOTO 160
180 IF A$=B$ OR A$=T$ THEN GOTO 220
190 IF A$=C$ THEN A$=S$
200 D$=D$+A$
210 GOTO 160
220 LSET F$=D$
230 PUT #1
240 D$=""
250 IF A$=B$ THEN PRINT Z$:GOTO 160
260 CMD"FORCE @DO @DO"
270 CLS
280 PRINT"DISPLAY RESTORED"
290 PRINT"RETURNING TO KEYBOARD CONTROL"
300 CMD"FORCE @KI @KI"
310 PRINT"CLOSING FILE"
320 CLOSE
330 PRINT"RETURNING TO DOSPLUS"
340 CMD

```

Program Listing 3. Batch uploading, block transmission application.

*"The first step toward successful programming for batch data processing is the development of a data collection plan."*

the operating system using the RS232 command, or while operating in Basic with the CMD"RS232" command. Remember to include WAIT = N in the list of parameters. Note that you can load these commands into JCL keyboard queue file and either invoke auto-start or access them with a single command from the keyboard.

#### On-Line Data Entry

When you use a bar code reader (or any peripheral device) for on-line data entry, you have to signal your Model III to expect incoming data from the RS-232C port. Do this in Basic by rerouting inputs using the Force command. This command takes the form:

FORCE normal device new device

To reroute the data from the keyboard to the RS-232C port in Basic, type:

(line number) CMD"FORCE @KI @RS"

The computer now expects subsequent Input, Input@, Inkey\$, Line Input, and Line Input@ commands from the bar code reader instead of the keyboard. Note that the display still functions normally. Don't forget to insert a Force @KI @KI before the end of the program to return control to the board.

Program Listing 1 uses two data files simultaneously. You must specify this as it loads initially in Basic. Call Basic with the suffix -F:2 (BASIC -F:2).

This program illustrates how to use bar codes in the technical library of a

# TIREP?

of typing DIR: 1, COPY "FILENAME": 1 TO "FILENAME": 0, PURGE "FILENAME": 0, LIST "FILENAME": 1, LOAD "FILENAME" (F = 3), PDRIVE = ... and on and on and on!

Then you are ready for **DOSTAMER**. Imagine over 140 commands that YOU define, executed with ONLY ONE OR TWO KEYSTROKES! Instant sorted directories with 1 key Load Basic, protect memory, run your program with 2 keystrokes. List a file to the screen or the printer, print a directory, copy a file from one disk to another, copy the entire disk, and for Newdos 80 owners, change a PDRIVE with 2 keystrokes.

Your DOS has a lot of great features. The trouble is, you have to remember all those commands. With **DOSTAMER** those commands are 1 or 2 keystrokes away. Nothing to remember and nothing to forget, just use it!

**DOSTAMER** is configured for each DOS, that is, we use the SPECIAL features in YOUR DOS for the GREATEST utility you'll ever want. Once you use **DOSTAMER** you'll wonder how you got along without it. Now available for NEWDOS80, DOSPLUS, MULTIDOS and LDOS for \$49.95 complete with the easiest instructions you'll find. By the way, **DOSTAMER** is written in FAST Z 80 machine code.

## SPECIAL

### INTRODUCTORY OFFER

\$39.95

DEALER INQUIRIES INVITED

CDC

Serious Software for the 80's

13715 Vanowen Street, Van Nuys, CA 91405 (213) 997-9692  
Toll Free Order (800) 692-5235

✓ 167

Re-ink any fabric ribbon for less than 5¢. Extremely simple operation. We have a **MAC INKER** for any printer. Lubricant ink safe for dot matrix printheads. Multi-colored inks, uninked cartridges available. Ask for brochure. Thousands of satisfied customers.

\$54<sup>95</sup> +

**Mac Switch** lets you share your computer with any two peripherals (serial or parallel). Ideal for word processors—never type an address twice. Ask us for brochure with tips on how to share two peripherals with **MAC SWITCH**. Total satisfaction or full refund.

\$99<sup>00</sup>



# Mac Inker & MacSwitch

**Computer Friends**

100 N.W. 86th Ave. ✓ 357  
Portland, OR 97229  
503/297-2321



Hello thayuh. This is Eben Flow, proprietor of the Fish or Cut Bait Company, buyer and seller of lobstah bait for 49 years. My hobbies are collecting linoleum samples, squashing flies and playing pac-person on my home computer.

But here on Martinicus Rock, off the coast of Maine, the power can be a tad erratic. So, to cure the brownout and blackout problems, and to keep them spikes and surges off my picture tube, I got me a **MAYDAY** Uninterruptible Power Supply from **SUN RESEARCH**. Them fellas fixed me up real good and real light on my pocketbook, too. Got me a **MAYDAY** for my mini-calcaputer with a voltage regulator and everything for only 325 clams. They even included the battery in a nice waterproof box. Handy out here, you know. Now, if **MAYDAY** would only keep them sea dogs out of my barrel. . .

**MAYDAY** - Protection even you can afford!



**SUN RESEARCH, INC.** ✓ 285  
Box 210  
New Durham, NH 03855  
603/859-7110  
TWX 5102974444

Variables	No. of Characters	Field Description
AA	50	Document Title
AB	3	Copy Number
AC	3	Current User
AD	8	Date Issued

Table 1. Data base structure.

small corporation. (You can expand it for use at the circulation desk of a small lending library.) In this application, the librarian applies bar codes to all documents and affixes bar code labels to employee ID cards. The librarian issues documents to authorized employees and uses bar codes to record the date of issue and the borrower's identification. The system uses a custom-made bar code label board for entering menu selections.

A direct-access data file (DOCDAT:1) stores the document data base. Each document receives a label with the letter D and four numbers, such as D0025 or D1014. The D signifies that the label is a document, and the four numbers represent the record number of the document in the file. Opening the file sets the logical record length to 64 characters.

Table 1 shows the structure of this data base. The first two fields, AA and AB, don't change as they identify the document. The last two fields, AC and AD, are blank until a document is issued to a user. At this time, these two fields take on the ID number of the user and the date of issue, respectively. When the

borrower returns the document, these fields revert to their original, null values. The program also records transactions on a printout. Table 2 shows a sample of the document data base.

The program stores the employee data base in a direct-access data file (USRDAT:1). Each employee's ID card has an affixed bar code label with an encoded employee number, three digits, and an authorization letter. Employee numbers begin with 101. Subtract 100 from the employee number to obtain the record number for that employee.

Table 3 shows the structure for the employee data base. The logical record length of this file is 16 characters. Table 4 shows a sample of the employee data base. Table 5 presents the list of general variables for this program.

This is but one of many on-line applications for a bar code reader and your Model III. The techniques it presents apply to almost any system that requires operator interaction from a peripheral data entry terminal device.

#### Batch Data Entry Device

Most bar code equipment manufac-

turers market portable bar code readers. These devices are stand-alone data collection and storage devices that you can program to prompt the operator for input in a regular sequence. This is especially useful in on-the-shelf inventory data collection and similar applications. The programmability provides the options for accepting specifically formatted data, such as set field lengths and data types for each prompt. You can also collect free-form (unprompted and unformatted) data with some of these devices.

After you collect data, you subsequently upload it into the Model III for off-line processing in an applications program. Uploading and processing take place in two distinct steps. Upload and format (if necessary) all data prior to its use in the applications program. The demonstration programs present the two general methods with which you can upload and store batch data. Your choice depends on the form of data collection and method of reader transmission to the microcomputer.

The first step toward successful programming for batch data processing is the development of a data collection plan. Remember, you can collect data in either free-form or program-prompted modes. The two scenarios that follow describe these approaches. The method of choice depends on programming for operator convenience or programming for assurance of correct data entry.

Label	Document	CPR	USR	Date
D0001	DOSPLUS VER 3.5 USER'S MANUAL	001	102	10/07/83
D0002	MIL-STD 1189:STANDARD SYMBOLOGY FOR MARKING UNIT P	001	101	07/04/83
D0003	MIL-STD 129H:MARKING FOR SHIPMENT AND STORAGE	001	101	07/04/83
D0004	80MICRO OCTOBER 83	001		
D0005	80MICRO OCTOBER 83	002		
D0006	80MICRO OCTOBER 83	003		
D0007	DBASE II USER'S MANUAL	001	102	10/07/83
D0008	STANDARD HANDBOOK FOR MECHANICAL ENGINEERS	001	105	04/14/83
D0009	STANDARD HANDBOOK FOR ELECTRICAL ENGINEERS	001	105	04/14/83
D0010	STANDARD HANDBOOK FOR COMPUTER ENGINEERS	001		
D0011	STANDARD HANDBOOK FOR MARINE ENGINEERS	001	103	12/14/82
D0012	STANDARD HANDBOOK FOR MARINE ENGINEERS	002	109	07/17/83
D0013	STANDARD HANDBOOK FOR MARINE ENGINEERS	003	113	09/17/83
D0014	FEDERAL AVIATION REGULATIONS PART 61	001	104	12/10/82
D0015	FEDERAL AVIATION REGULATIONS PART 91	001		
D0016	FEDERAL AVIATION REGULATIONS PART 121	001		
D0017	FEDERAL AVIATION REGULATIONS PART 135	001		
D0018	CG-161	001		
D0019	CG-232	001		
D0020	CG-169	001		
D0021	TRS-80 MODEL III OPERATION AND BASIC LANGUAGE REFE	001	114	06/09/83
D0022	TRS-80 MODEL III OPERATION AND BASIC LANGUAGE REFE	002		

Table 2. Sample data base printout.

# You Can Set Type Like This!

## With DOT WRITER 3.0

### Distinctive Type

Bored with the quality of your Dot Matrix Printer? Print with the type-set quality of Dot Writer's graphic character sets! We supply 14 type styles from 5 to 22 point (approx.) and there are over 60, additional styles available. Print in ROMAN, SCRIPT, UNCIAL, ITALIC, GOTHIC, HELENIC and many more!

### CREATION

In addition to type styles currently available, you can alter our styles or create your own type or graphic logos. Creation and Utility programs are included!

### Type Samples

Here are just a few of our type styles:

LOMBARDIC

PIPELINE

PRETORIAN

Spire Gothic Blackletter

BLANKENBERG

celtic

Bold Script

Master, VISA, check, MO. No purchase orders. Technical questions between 12pm and 3pm EST. Orders during normal business hours. Catalog of lettersets available free with purchase - separately for \$2.00 fee. TRS80 Mod I, III, IV with 48K and minimum 1 disk drive is required. Specify Printer when ordering.

### FAST & EASY

Dot Writer is a software package for your TRS-80 I, III, or IV (in III mode). No hardware mods! Use most popular editors to create the text file. Use the type styles and format commands you want. Dot Writer will print your text! Dot Writer has been tested with most popular DOS's for over a year! DosPlus, NewDos, LDOS, TRSDOS, Multidos, etc.

### FEATURES

Dot Writer recognizes over 60 format commands. Here are just some of the special features Dot Writer has:

Proportion, space between character, and line, intermix styles on line - within word, top / bottom titles, full margin controls, multiple columns, vertical tab, conditional hyphen, page and column, double wide, underline, bold, emphasize, auto table of contents / index, horizontal and vertical lines, justification, concatenation, hardspacing, translate unprintable codes, center, proportion and format on / off, entry from keyboard during print, pitch control, offset, page numbering, form letters, comments, reverse printing, skip and reverse skip, stop to wait for disk change, etc.

### Printers / Prices

We support the dot matrix, 10 or 15 inch carriage version of the following printers: Epson, C.Itoh, PMC, Radio Shack DMP series and Okidata. Write for full info or see your local dealer.

* Dot Writer 3.0	\$99.95
* Font Disk Catalog	\$2.00
* NewScript WP	\$100.00
* Electric Webster	\$139.95

This ad was typeset with Dot Writer on a ProWriter 8510.

rcm computers: 221 hirschfield dr. buffalo, ny 14221  
(716) 634-3026

\*24 hr. order service

Technical info. 12 noon-2 P.M. EST, Mon., Tues., Wed., & Fri.

273

## Free-Form Data Collection

Free-form data collection is possible with some portable bar code readers. In this mode, data field length, structure, and type don't affect data collection. You can't select data validity confirmation, however. This is a useful mode for collecting different types of data in a regular but uncontrolled sequence.

For example, suppose that all the furniture in a building has a bar code label

for inventory control. Each room also has a bar code label, along with the reg-

ular room number tag, on its wall. You want to inventory each piece of furniture and its room location.

Variable	No. of Characters	Field Description
A1	10	Last Name
A2	5	First Name
A3	1	Authorization Letter

Table 3. Structure for employee data base.

Employee #	Last Name	First Name	Auth
101	BEPLAT	RICHA	A
102	CRAFT	ROBER	A
103	CLARK	JAIV	A
104	MODER	KIM	A
105	MICHAUD	DENIS	A
106	CROW	VIRGI	A
107	SMYTHE	DONAL	B
108	JOHNSON	JANE	B
109	RICHARDS	SEAN	B
110	AUFRANC	ERNES	B
111	BJELKIER	SAM	D
112	FERGUSON	FRED	D
113	GEEBEE	MARG	C
114	WILLIAMS	JARRO	D

Table 4. Employee data base sample.

You can accomplish this in the free-form mode by instructing the operator to scan the room label, then scan the label on every piece of furniture in the room, repeating this for all rooms. This is more efficient than forcing the operator to scan the room label before (or after) scanning each furniture label, or predicting the average number of items in a room and scanning the room label for every  $n$ th furniture label.

A comprehensive data collection and processing plan establishes the labeling convention so that room and furniture labels have either different scannable field lengths or unique imbedded characters or both. This is so the microcom-

## For Those Who Seek.

Bible study aids from Bible Research

Systems include the complete KJV Bible text on disks. THE WORD processor can search the Scriptures for any word or phrase. Any portion of the Bible can be printed or displayed. Create your own library of research materials or use ours, called TOPICS.

TOPICS contains cross-reference indexes on over 200 of the primary subjects discussed in Scripture.

Bible Research Systems applies computer technology to personal study of the Scriptures.



**TOPICS**  
\$49.95

**Bible Research Systems**  
9415 Burnet, Suite 208  
Austin, TX 78758  
(512) 835-7981

**THE WORD**  
processor  
\$199.95  
Plus \$3 postage/handling

Requires APPLE II+, IBM-PC, TRS80-III, OSBORNE, KAYPRO, or CPM 8"

## We show the way with our special interest publications.

- MECHANIX ILLUSTRATED COMPUTERS
- MECHANIX ILLUSTRATED PLANS & PROJECTS
- MECHANIX ILLUSTRATED HOME IMPROVEMENTS

We reach your specific target audience with a low out-of-pocket cost. And our readers buy because they want to, not because they have to. What better way to reach the hard core target market of do-it-yourselfers who are expected to purchase over a hundred billion dollars worth of goods in the next ten years.

**MECHANIX ILLUSTRATED**  
-513

**We show the way.**

1515 Broadway, New York, NY 10036  
Call Edwin T. Knobloch, (212) 719-6572



puter can distinguish between a room number and a furniture number, and format the data so the output report accurately reflects the corresponding rooms.

### Programmed Data Collection

You can program all portable bar code readers to prompt the user for data entry and to accept specifically formatted data. The specific formats include data type, such as alphanumeric or numeric, and field length, which is a maximum and minimum, or exact number of scannable characters. The bar code reader accepts no data that doesn't meet the specified format, and usually prompts the user with an audible tone.

An example which efficiently employs programmed data collection is an on-the-shelf inventory. Each shelf has a bar code label with the stock number of the item it houses. The quantity of items ranges from zero to 99. This translates to a 1- to 2-character numeric variable. The reader prompts the users first for stock number and then quantity. The system defines each input differently. An attempt to input two of the same variable types consecutively results in an error message to the operator and a

reprompting for the correct input.

### Talk-Only and Block-Transfer Batch Data Transmission

The majority of portable bar code readers transmit batch data as talk-only devices, without the benefit of handshaking routines. This means that when you force the microcomputer to perform operations it can't do in the time between transmitted characters, it loses data.

For example, the Copy command seems to be the logical choice to copy data from a device to a file. Unfortunately, the storage buffer holds only 256 characters before it writes a file. As the

microcomputer performs one function at a time, it doesn't accept input while writing to the file. Meanwhile, the bar code reader continues to transmit data, resulting in data loss.

Some portables transmit data in blocks. The operator designates the size of these blocks. The bar code reader transmits one data block at a time, talk-only, and waits for a control character from the host before it transmits the next block. This allows the microcomputer to stop listening, perform any required housekeeping operations, and signal the reader when it's ready to receive another block of data.

A control character delimits the

Variable	Purpose
R1	Number of Records in DOCDAT
R2	Number of Records in USRDAT
AT	Today's Date
A	General INKEY\$ Assignment
N	Document Record Number
M	User Record Number
I	For...Next Counter
AS	Document Record Number to String Holding Variable
AR	Reconstructed Document ID Label

Table 5. Variable list for Program 1.

**CIRCLE COMPUTERS** 148

**15% DISCOUNT ON MOD I/III SOFTWARE FROM BIG FIVE & SOFT SECTOR MARKETING**

**DISK DRIVES WITH POWER SUPPLIES AND CASES**

TANDON TM100-1 40TRK SINGLE SIDE.....	199.00
TANDON TM100-2 40TRK DOUBLE SIDE.....	279.00
TANDON TM100-3 80TRK SINGLE SIDE.....	299.00
TANDON TM100-4 80TRK DOUBLE SIDE.....	379.00
TEAC DUAL SIDED 40TRK.....	259.00
REMEX 40TRK SINGLE SIDED.....	299.00

**WE ALSO HAVE 2 DRIVES IN A DOUBLE CASE CALL FOR PRICES BARE DISK DRIVES**

TANDON TM100-1 40TRK SINGLE SIDE.....	169.00
TANDON TM100-2 40TRK DOUBLE SIDE.....	249.00
TANDON TM100-3 80TRK SINGLE SIDE.....	249.00
TANDON TM100-4 80TRK DOUBLE SIDE.....	339.00
TEAC DUAL SIDED 40TRK.....	220.00
REMEX 40TRK.....	260.00

**HARD DRIVES**

5 MEGABYTE HARD DRIVE (FORMATTED).....	1395.00
10 MEGABYTE HARD DRIVE (FORMATTED).....	1695.00
DMA OPTION.....	250.00

**MODEL 3 COMPUTERS AND DRIVE KITS**

MODEL 3 INTERNAL DRIVE KIT/NO DRIVES.....	254.00
MODEL 3 INTERNAL DRIVE KIT/1 DRIVE.....	399.00
MODEL 3 INTERNAL DRIVE KIT/2 DRIVES.....	574.00
MODEL 3 LEVEL 1 4K.....	649.00
MODEL 3 LEVEL 2 16K.....	799.00
MODEL 3 LEVEL 2 48K.....	850.00
MODEL 3 LEVEL 2 48K 1 DISK DRIVE.....	1395.00
MODEL 3 LEVEL 2 48K 2 DISK DRIVES.....	1695.00

**CABLES, CASES AND POWER SUPPLIES**


2 DRIVE CABLES.....	25.00
4 DRIVE CABLES.....	35.00
EXTENDER CABLES.....	13.00
SINGLE POWER SUPPLY AND CASE.....	49.95
DOUBLE POWER SUPPLY AND CASE.....	79.95
4116 200NS MEMORY CHIPS.....	8/16.00
LOWERCASE MOD FOR MODEL 1.....	11.00
REVERSE VIDEO MOD FOR MODEL 1.....	16.00

ALL HARDWARE ITEMS ARE WARRANTED FOR 120 DAYS

MON-FRI..... 8 AM-5 PM  
SAT-SUN..... 9 AM-7 PM

SEND FOR FREE HARDWARE AND SOFTWARE CATALOG

**CIRCLE COMPUTERS P.O. BOX 108 LOWELL, MA 01853 (617)453-4953**  
CERTIFIED CK/MO/COD ACCEPTED. SHIPPING CHARGES ARE ACTUAL.  
PERSONAL CHECKS WILL DELAY ORDER UP TO 2 WEEKS



# Memory

Upgrade your  
**Model 100 Memory to as  
much as 32K**

**\$75.00 each**

**\$70.00 2 or more**

BT

ENTERPRISES

BT Enterprises Dept 1k  
108 Carrough Road  
Bohemia, N.Y. 11716  
317 Enterprises Dept 1k Text Enterprises  
Orders Only  
800 645 1165  
America Express Code 8086  
Bohemia, N.Y. 11716

Dealer Inquiries Welcome  
Prices Subject to Change  
N.Y.S. Residents add tax  
New York State Residents add tax

N.Y. call 516 567 8155 (516) 588 5836 (modem)

1300

Variable	Purpose
AS	Input Data Array
BS	File Variable
CS	End of File Check Variable
I	For...Next Counter
J	For...Next Counter

Table 6. Variables list for Program 2.

blocks and signals the host when the transmission is complete with an end-of-file marker. You can also use internal delimiters to separate data within the blocks.

As with on-line applications, the microcomputer must expect the incoming data from the RS-232C port. If the bar code reader requires control signals from the microcomputer, then you must also reroute output through the RS-232C port.

Do this the same way you reroute input, except that two possible output routings exist—to the line printer and to the display. You determine to which unit you want the output rerouted. If your system requires display prompts and status messages, then you should reroute the line printer data. If, however, you don't need the display, then

## DO YOU OWN A STATIC MONSTER?



Static electricity is probably the most persistent problem faced by the average personal/micro-computer user. Static can cause erratic or erroneous data transmission, loss of program, damage to discs and accessories, and even computer component failure. All this is costly, annoying and unnecessary!!!

The **Static Control Computer Mat** puts static protection at your fingertips where it belongs. Simply touch the mat before touching the computer or any accessories and static is safely drained off to the mat and is sent hurrying off to ground before it can become a problem. There is no ZAP or spark and by periodically touching the mat while operating the computer, you will remain static safe. It is the effective economical approach to static control in the home or office.

## The Static Control Computer Mat.

Only **\$89.95**

Check, M.O., C.O.D.

**DELTA ELECTRONICS, INC.**  
Industrial Electronics Distributor  
174 Main St., Norwalk, CT 06851  
(203) 847-7285

DEALER INQUIRIES WELCOME! 346

Variable	Purpose
F\$	File Variable
BS	End of Block Check Variable
TS	End of File Check Variable
CS	Carriage Return Check Variable
SS	Space (Replacement for carriage return in data string)
Z\$	ASCII DC1 Control Character
AS	INKEY\$ Assignment Variable
DS	Data String

Table 7. Variables list for Program 3.

you should reroute its data.

You don't need to reroute either device until you require the control signal because I/O rerouting falls under program control as often as you need it, and the bar code reader waits as long as necessary for the control signal. We recommend, however, that you reroute one device for the duration, rather than jockeying back and forth. The Force command parameters become @PR @RS for the line printer and @DO @RS for the display.

Program Listing 2 receives the entire data set from a portable bar code reader and holds it in a one-dimensional string array. Using the string "ENDENDEN" as the end of file marker sends the data in one batch. The transmitted variables are all eight characters long and delimited by a carriage return. Make the array large enough so it loads all of the data.

Because the program is small and writes the array to a disk file, you should reserve most of the memory for string space. Too much space is better than too little. This program requires input rerouting only, and utilizes the Input command for whole variable input. A direct access data file (HOLDAT:1) with a logical record length of eight characters stores the data after a complete read to the computer.

Table 6 presents the list of general variables this program uses. Note that it requires a batch of data of fewer than 1,000 entries. You can collect this free-form or programmed.

Program Listing 3 receives blocks of data from a portable bar code reader, and signals the bar code reader when the microcomputer is ready for subsequent blocks. An ASCII carriage return (CHR\$(13)) delimits data within the block although many of the available units allow the programmer to select a different delimiter if you desire.

The normal end-of-block delimiter is an ASCII ETX (CHR\$(3)) and the end-of-file delimiter is usually an ASCII EOT (CHR\$(4)). On some units these may change.

The normal signal for next block

transmission is an ASCII DC1 (CHR\$(17)). You select the number of data records to transmit in each block. Determine this number so that no character variable ends up in an overflowed condition. Also specify accordingly the logical record length of the data holding file.

The program analyzes incoming data one character at a time for delimiters and sums it to a holding variable string. It writes this string to a direct access data file (HOLDAT:1). Then it sends the control signal to the bar code reader for the next data block.

You can reformat the filed data for use in an application program, if necessary, by substring manipulation functions (such as LEFT\$, MID\$, INSTR). Table 7 represents the list of general variables the program uses.

### A Final Word

You should note that this article on bar code implementation is generic in nature and assumes the reader determine present and future growth requirements for the following:

- data base size
- code formats to be read
- label length, characters encoded and quiet zones
- batch vs. on-line processing or combination
- direct connect vs. modem or combination
- data transmission modes available
- bar code reader equipment feature, options, and capability for expansion
- bar code printing capability
- environmental considerations
- off-the-shelf application software compatibility

These considerations emphasize that bar code systems are neither inexpensive nor for everyone. But if you want to improve the efficiency and integrity of TRS-80 data input, then bar codes may be for you. ■

Write Robert S. Craft and Richard G. Beplat c/o Taurio Corporation, 36 Laurelwood Road, Groton, CT 06340.



For users of Apple, IBM, TRS/80, Atari, Commodore, Texas Instruments, and other brand name computers:

# Here's the easiest way to buy quality diskettes at discount prices

Now you can get error-free double density diskettes by IBM, Control Data, Maxell and Verbatim delivered to your door. For some of the lowest prices around.

You save because we ship huge volumes of magnetic media in boxes of 10.

To order, use this form.

For even faster service, call toll-free.

**1-(800)-FLOPPYS** or  
1-(800)-521-5700


Michigan • 1-800-482-4770

Canada • 1-800-265-4824

Alaska/Hawaii • 1-800-821-9029

**ALL MAJOR CREDIT CARDS ACCEPTED**

Shipping & handling F.O.B. Southfield

Transaction Storage Systems Inc., Southfield, MI 

**EXPECT A MIRACLE**

Size	IBM Qty.	Verbatim Qty.	Control Data Qty.	maxell Qty.
5-1/4" SS	24.90	23.90	19.90	28.90
5-1/4" DS	39.90	34.90	29.90	41.90
8" SS	24.90	—	19.90	—
8" DS	39.90	—	29.90	—
Sub Totals	\$ _____	\$ _____	\$ _____	\$ _____

Name \_\_\_\_\_ Title \_\_\_\_\_

Company \_\_\_\_\_

Address \_\_\_\_\_

City \_\_\_\_\_ State \_\_\_\_\_ Zip \_\_\_\_\_

AMEX  MASTERCARD  VISA

Card # \_\_\_\_\_ Exp. Date \_\_\_\_\_

Shipping and handling 1-6 boxes add \$4.00 per order


7 or more add \$6.00 per order.

Clip and mail today to: **Transaction Storage Systems, Inc.,**  
22255 Greenfield Road, Southfield, MI 48075



# Graftrax Art Palette

by Francis S. Kalinowski



**Y**our Model I/III and an Epson MX-80 or MX-100 printer with Graftrax can produce pleasing, full-color printouts with these four simple programs.

© 1982 F.S. Kalinowski

GRAFTRAX ART BY: KAL

If you have a Model I/III and an Epson MX-80 or MX-100 printer with Grafrax, you can duplicate most of the expensive machines' color outputs. You can even top them with your own fine-art color printouts. And, you can do it without getting lost in an endless maze of data lists, without the nearly ceaseless Read/Print loops for data items, and without binary calculations to figure dot-graphic pattern ASCII values.

I'll describe how to develop, program, and print Grafrax color art using direct printing statements with abbreviated codes for Grafrax patterns, mixed pattern strings, and printer control. Direct-print coding For...To loops and GOSUB routines repeat identical parts of color art to simplify programming and coding requirements.

A reusable main program defines all printer control and Grafrax codes. It provides in-progress instructions and a fill-in area for your own color art printing routines. I include three fill-in programs and their art printouts as examples. A fill-in program works when merged with the main program.

#### Grafrax Art Codes

Figure 1 shows the program-defined codes for Grafrax color art. All codes consist of two alphanumeric characters; they appear directly below the column patterns they represent. The alphanumeric codes specify individual column patterns in LPRINT statements for color print runs.

Except for zero (blank dot column) and 255 (full dot column), dot-graphics codes are assigned in double-hexadecimal fashion, using starting letters A-H. Starting letter codes are incremented 32 times by sequentially adding numerals zero through nine, then letters A-V. In one diversion from this scheme, FW replaces reserved word FN to code CHR\$(183).

Each column pattern's assigned ASCII decimal value appears directly below its alphanumeric code. The ASCII values economically specify five or more of the same column pattern by means of the STRING\$(n,c) function. For example, you can specify five A1 codes as STRING\$(5,1). This example

#### The Key Box

Model I and III  
32K RAM (Cassette Basic)  
48K RAM (Disk Basic)  
Epson MX-80/-100 with Grafrax

#### Program Listing 1. Main program.

```

Ø ' INITIALIZE THEN JUMP TO INTRODUCTION AND CODING ROUTINES
1 CLS:CLEAR3ØØØ:DEFSTRAS,W,Z:CY="RED":GOTO9ØØØ
4 ' SPECIFY TWO LINEFEEDS THEN DROP TO 1Ø AND DO THEM
5 T=2
9 ' DO T QUANTITY OF LINEFEEDS
1Ø FORU=1TOT:LPRINT:NEXT:RETURN
14 ' PRINT T QUANTITY OF PREDEFINED P-PATTERN STRINGS
15 FORU=1TOT:LPRINTP;:NEXT:RETURN
19 ' PRINT T QUANTITY OF RANDOM PATTERNS WITH ENDING SEMICOLON
2Ø FORU=1TOT:LPRINTCHR$(RND(243)+12);:NEXT:RETURN
24 ' PRINT T+1 RANDOM PATTERNS WITHOUT ENDING SEMICOLON
25 GOSUB2Ø:LPRINTCHR$(RND(242)+12):RETURN
29 ' DISPLAY COLOR PRINT RUN INSTRUCTIONS
3Ø CLS:PRINT@2Ø,"I N S T R U C T I O N S":PRINT:RETURN
34 ' TEST FOR "DONE" FLAG. IF NOT DONE, DISPLAY INSTRUCTIONS
35 IFCY="DONE"THEN89ØELSEGOSUB3Ø:PRINT " 1. TURN PRINTER POWER OFF.
4Ø PRINT@258,"2. BACKFEED PAPER AT LEAST 1/2-INCH PAST FIXED IND EX MARK.
45 PRINT@386,"3. INSERT SLIPSHEET BETWEEN RIBBON GUIDE AND PAPER
.
5Ø PRINT@514,"4. PUT ";CY;" COLOR RIBBON IN PRINTER. REMOVE SLIP SHEET.
55 PRINT@642,"5. CAREFULLY ADVANCE PAPER TO EXACTLY ALIGN INDEX MARKS.
6Ø PRINT@77Ø,"6. TURN PRINTER POWER ON.
65 PRINT@898,"7. PRESS <P> KEY TO START ";CY;" COLOR PRINT RUN.
69 ' MONITOR <P> KEY FOR PRINT RUN START COMMAND
7Ø S=INKEY$:IFS<>"P"THEN 7Ø
74 ' DISPLAY PRINT-RUN-IN-PROGRESS MESSAGE
75 CLS:PRINT@65Ø,"NOW LOCAL CODING AND PRINTING ";CY;" COLOR.
79 ' DEFINE COMPLEMENTARY 6-COLUMN PATTERN STRINGS P1 AND P2
8Ø P1=CL+FA+CL+FA+CL+FA+P2=FA+CL+FA+CL+FA+CL
84 ' SET LINE SPACING TO 8/72 INCH
85 LPRINTLY:RETURN
89 ' MOVE PRINthead SEVEN SPACES RIGHT FOR RIBBON CHANGE
9Ø LPRINTS7;BY:A1;Q2;:RETURN

94 ' @ @ @ @ @ @ @ @ @ @ @ @ @ @ @ @ @ @ @ @ @ @ @ @ @ @ @ @
   @     MAIN PROGRAM - GRAFRAX COLOR ART @
   @     FOR 48K LEVEL II TRS-8Ø MODEL I/III @
   @ AND EPSON MX-8Ø/1ØØ PRINTER WITH GRAFRAX @
95 ' @             BY: FRANCIS S. KALINOWSKI @
   @ 16 N. ALDER DRIVE, ORLANDO, FL 328Ø7 @
   @ WITH TRS-8Ø MODEL I PRINTER DRIVER @
96 ' @ BY: BOB BOOTHE (SEE NOV 82 8Ø MICRO.) @
   @ @ @ @ @ @ @ @ @ @ @ @ @ @ @ @ @ @ @ @ @ @ @ @ @ @ @ @

99 ' FILL-IN ART PROGRAM GOSUB ROUTINES
1ØØ - 99Ø ARE RESERVED FOR GOSUB ROUTINES CALLED FROM USER'S COLOR ART FILL-IN PROGRAM.
999 ' RED COLOR PRINT RUN FILL-IN AREA
1ØØØ CY="RED":GOSUB7Ø
199Ø GOSUB9Ø
1999 ' BROWN COLOR PRINT RUN FILL-IN AREA
2ØØØ CY="BROWN":GOSUB35
299Ø GOSUB9Ø
2999 ' BLUE COLOR PRINT RUN FILL-IN AREA
3ØØØ CY="BLUE":GOSUB35
399Ø GOSUB9Ø
3999 ' GREEN COLOR PRINT RUN FILL-IN AREA
4ØØØ CY="GREEN":GOSUB35
499Ø GOSUB9Ø
4999 ' BLACK COLOR PRINT RUN FILL-IN AREA
5ØØØ CY="BLACK":GOSUB35
599Ø GOSUB9Ø
5999 ' ADDITIONAL COLOR PRINT RUN FILL-IN AREA OR 'DONE' FLAG
6ØØØ CY="DONE":GOSUB35
699Ø GOSUB9Ø
6999 ' ADDITIONAL COLOR PRINT RUN FILL-IN AREA OR 'DONE' FLAG
7ØØØ CY="DONE":GOSUB35

```

Listing 1 continued

uses 12 bytes compared to 15 bytes needed for five A1 codes with trailing semicolons.

Q- and Z-code series are assigned to blank- and full-column patterns and

pattern strings. Codes Z1-Z9 define full-column patterns 1-9 in one-column increments. ZA-ZJ codes define 10 to 100 full columns in 10-column increments. Combine Z codes to print any

quantity of full-column patterns on a print line. Codes ZJ;ZA;Z5, for example, specify a string of 115 full-column patterns. Similarly, you can combine Q (ASCII zero) codes to leave any number

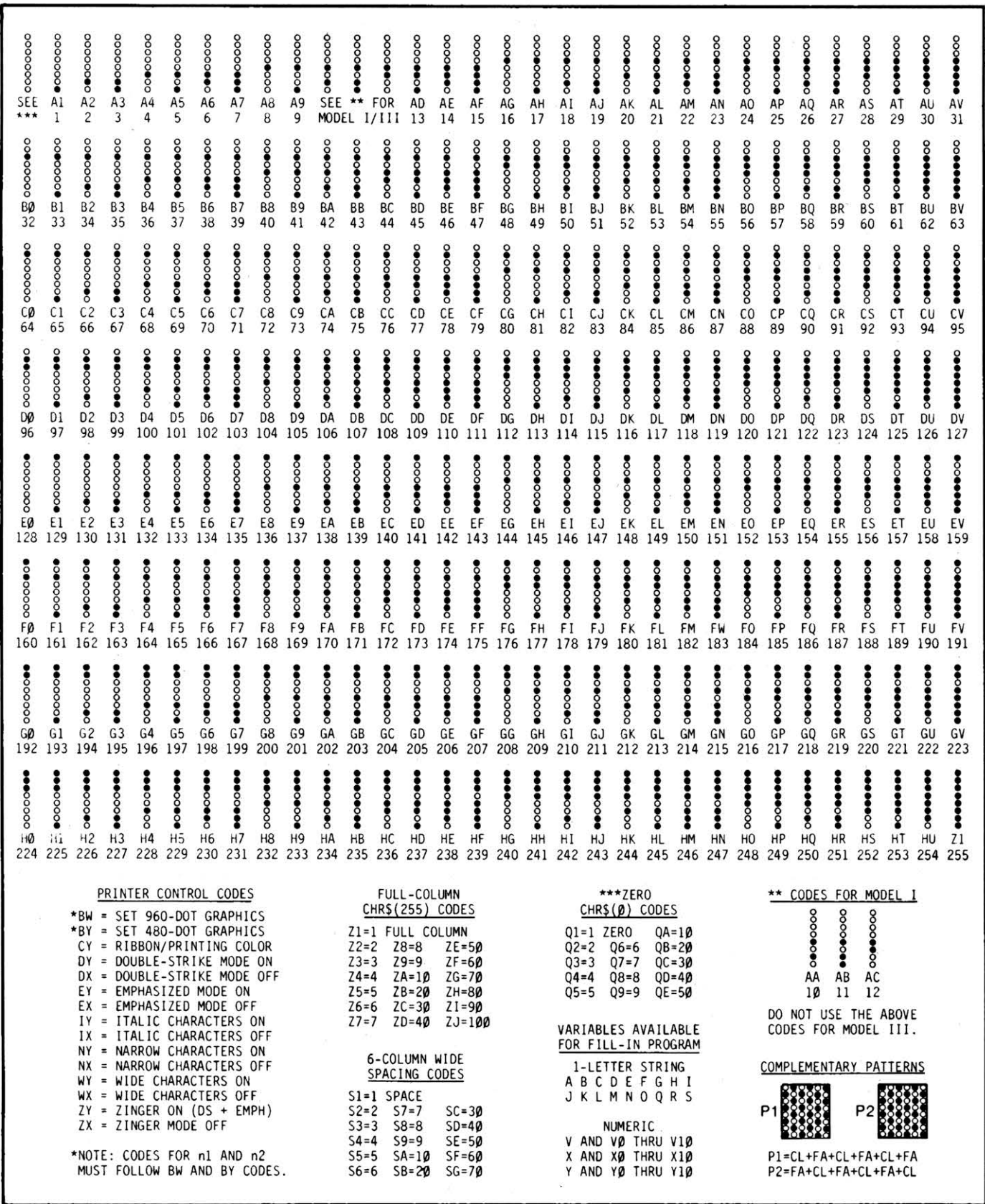


Figure 1. Code chart.

of blank columns before, between, or after printed column segments.

Six-column spacing (S) codes provide a faster means to jump wide gaps between printed column segments. The S codes may also be economically substituted for Tab commands at the start of an LPRINT statement. For example, S9 and TAB(9) move the print head nine spaces; but, the alphanumeric code uses only 3 bytes compared to 6 needed for TAB(9).

Bob Boothe's printer driver in the main program ("Trick Your ROM," 80 Micro, November 1982, p. 190), lets Model I users send alphanumeric Q codes (ASCII zeros) plus codes AA, AB, and AC (ASCII 10, 11, and 12) to the printer directly. No more POKEs and PEEKs needed for that task. Model III users shouldn't attempt to use the AA, AB, or AC codes because AA works only occasionally, AB works unreliably, and AC invariably form-feeds the paper to the next top-of-form point. Use substitute codes in critical situations. (See the section on programming differences.)

Complementary pattern codes P1 and P2 provide 50 percent color shading. Use the patterns to combine two available colors into a third. For example, blue P2 patterns printed over red P1 patterns interweave dots to produce lavender.

Printer mode control codes perform the functions listed in Fig. 1. Escape codes are already included where needed in the two-character codes.

String and integer variables used in color art fill-in programs also appear listed in Fig. 1. Use the single-letter string variables without string declaration (\$) characters. P3-P9 and PA-PV define any length pattern string used more than once in a fill-in program.

## Main Program

The main program for Graftrax color art, Program Listing 1, has three functional sections. The top section displays print/run instructions and in-progress messages, initializes the printer for each color print run, and provides useful GOSUB routines accessed from fill-in programs.

The middle section accommodates user-programmed code sequences for separate color print runs. The first part of this section allots space for user-coded GOSUB routines accessed during color print runs. Change only the middle section for different Graftrax color art printouts.

The bottom section provides code conversions for Graftrax dot-column pat-

Listing 1 continued

```
7990 GOSUB 90
7999 ' ART-DONE FLAG
8000 CY="DONE":GOSUB 35
8989 ' DISPLAY ART-DONE MESSAGE
8990 CLS:PRINT@53,"GRAFTRAX COLOR ART IS DONE.":CLEAR50:END
8999 ' DISPLAY INTRODUCTION
9000 PRINTTAB(7);"E P S O N   G R A F T R A X   C O L O R   A
R T":PRINTTAB(7);STRING$(50,61):PRINT@883,"CODE END";:PRINT@962
,"** DO NOT TURN PRINTER POWER ON/OFF DURING CODING CYCLE. **";
9005 PRINT@132,"THIS PROGRAM PRINTS MULTICOLOR ART ON AN EPSON M
X-80 PRINTER WITH GRAFTRAX ROMS AND INTERCHANGEABLE COLOR RIBBON
CARTRIDGES.";
9010 PRINT"        COLORS ARE PRINTED IN SEPARATE PRINT RUNS. THE P
APER MUST BE REPOSITIONED (MANUALLY BACK-FED) TO THE SAME START
POINT BEFORE";
9015 PRINT"EACH COLOR PRINT RUN. USE START POINT INDEX MARKS ON
RIGHT-HANDEDGE OF PAPER AND ON RIGHT-HAND TRACTOR FEED MECHANIS
M.
9020 PRINT"        FOLLOW INSTRUCTIONS DISPLAYED BEFORE EACH PRINT R
UN. INITIAL INSTRUCTIONS APPEAR AFTER PATTERN CODES ARE DEFINED A
ND STORED."PRINT" ";STRING$(62,45)
9024 ' DISPLAY CODING PROGRESS STATEMENT NUMBERS
9025 PRINTSTRING$(7,92);"  C O D I N G   N O W   I N   P R O
G R E S S  ";STRING$(7,92);
9030 TRON
9049 ' DEFINE CODES FOR DOT-COLUMN PATTERNS 0 THROUGH 255
9050 Q1=CHR$(0):A1=CHR$(1):A2=CHR$(2):A3=CHR$(3):A4=CHR$(4):A5=C
HR$(5):A6=CHR$(6):A7=CHR$(7):A8=CHR$(8):A9=CHR$(9):AA=CHR$(10):A
B=CHR$(11):AC=CHR$(12):AD=CHR$(13):AE=CHR$(14):AF=CHR$(15)
9055 AG=CHR$(16):AH=CHR$(17):AI=CHR$(18):AJ=CHR$(19):AK=CHR$(20)
:AL=CHR$(21):AM=CHR$(22):AN=CHR$(23):AO=CHR$(24):AP=CHR$(25):AQ=
CHR$(26):AR=CHR$(27):AS=CHR$(28):AT=CHR$(29):AU=CHR$(30):AV=CHR$
(31)
9060 B0=CHR$(32):B1=CHR$(33):B2=CHR$(34):B3=CHR$(35):B4=CHR$(36)
:B5=CHR$(37):B6=CHR$(38):B7=CHR$(39):B8=CHR$(40):B9=CHR$(41):BA=
CHR$(42):BB=CHR$(43):BC=CHR$(44):BD=CHR$(45):BE=CHR$(46):BF=CHR$
(47)
9065 BG=CHR$(48):BH=CHR$(49):BI=CHR$(50):BJ=CHR$(51):BK=CHR$(52)
:BL=CHR$(53):BM=CHR$(54):BN=CHR$(55):BO=CHR$(56):BP=CHR$(57):BQ=
CHR$(58):BR=CHR$(59):BS=CHR$(60):BT=CHR$(61):BU=CHR$(62):BV=CHR$
(63)
9070 C0=CHR$(64):C1=CHR$(65):C2=CHR$(66):C3=CHR$(67):C4=CHR$(68)
:C5=CHR$(69):C6=CHR$(70):C7=CHR$(71):C8=CHR$(72):C9=CHR$(73):CA=
CHR$(74):CB=CHR$(75):CC=CHR$(76):CD=CHR$(77):CE=CHR$(78):CF=CHR$
(79)
9075 CG=CHR$(80):CH=CHR$(81):CI=CHR$(82):CJ=CHR$(83):CK=CHR$(84)
:CL=CHR$(85):CM=CHR$(86):CN=CHR$(87):CO=CHR$(88):CP=CHR$(89):CQ=
CHR$(90):CR=CHR$(91):CS=CHR$(92):CT=CHR$(93):CU=CHR$(94):CV=CHR$
(95)
9080 D0=CHR$(96):D1=CHR$(97):D2=CHR$(98):D3=CHR$(99):D4=CHR$(100)
:D5=CHR$(101):D6=CHR$(102):D7=CHR$(103):D8=CHR$(104):D9=CHR$(105)
:DA=CHR$(106):DB=CHR$(107):DC=CHR$(108):DD=CHR$(109):DE=CHR$(110)
:DF=CHR$(111)
9085 DG=CHR$(112):DH=CHR$(113):DI=CHR$(114):DJ=CHR$(115):DK=CHR$
(116):DL=CHR$(117):DM=CHR$(118):DN=CHR$(119):DO=CHR$(120):DP=CHR$
(121):DQ=CHR$(122):DR=CHR$(123):DS=CHR$(124):DT=CHR$(125):DU=CHR$
(126):DV=CHR$(127)
9090 E0=CHR$(128):E1=CHR$(129):E2=CHR$(130):E3=CHR$(131):E4=CHR$
(132):E5=CHR$(133):E6=CHR$(134):E7=CHR$(135):E8=CHR$(136):E9=CHR$
(137):EA=CHR$(138):EB=CHR$(139):EC=CHR$(140):ED=CHR$(141):EE=CHR$
(142):EF=CHR$(143)
9095 EG=CHR$(144):EH=CHR$(145):EI=CHR$(146):EJ=CHR$(147):EK=CHR$
(148):EL=CHR$(149):EM=CHR$(150):EN=CHR$(151):EO=CHR$(152):EP=CHR$
(153):EQ=CHR$(154):ER=CHR$(155):ES=CHR$(156):ET=CHR$(157):EU=CHR$
(158):EV=CHR$(159)
9100 F0=CHR$(160):F1=CHR$(161):F2=CHR$(162):F3=CHR$(163):F4=CHR$
(164):F5=CHR$(165):F6=CHR$(166):F7=CHR$(167):F8=CHR$(168):F9=CHR$
(169):FA=CHR$(170):FB=CHR$(171):FC=CHR$(172):FD=CHR$(173):FE=CHR$
(174):FF=CHR$(175)
9105 FG=CHR$(176):FH=CHR$(177):FI=CHR$(178):FJ=CHR$(179):FK=CHR$
```

Listing 1 continued

terms, frequently used pattern groups, and printer mode control commands. This section also displays a program introduction, initial print run instructions, and equipment-used questions. Your responses to these questions initiate applicable code adjustment and/or printer driver loading routines.

The main program uses 7,967 bytes with remarks, 6,135 bytes without

*“You can duplicate  
most of the expensive  
machines’ output.”*

them. You can remove all remark statements without affecting program operation. Delete remarks between lines 9030-9145 to ensure correct sequencing

*Listing 1 continued*

```
(180) FL=CHR$(181):FM=CHR$(182):FW=CHR$(183):FO=CHR$(184):FP=CHR$(185):FQ=CHR$(186):FR=CHR$(187):FS=CHR$(188):FT=CHR$(189):FU=CHR$(190):FV=CHR$(191)
9110 G0=CHR$(192):G1=CHR$(193):G2=CHR$(194):G3=CHR$(195):G4=CHR$(196):G5=CHR$(197):G6=CHR$(198):G7=CHR$(199):G8=CHR$(200):G9=CHR$(201):GA=CHR$(202):GB=CHR$(203):GC=CHR$(204):GD=CHR$(205):GE=CHR$(206):GF=CHR$(207)
9115 GG=CHR$(208):GH=CHR$(209):GI=CHR$(210):GJ=CHR$(211):GK=CHR$(212):GL=CHR$(213):GM=CHR$(214):GN=CHR$(215):GO=CHR$(216):GP=CHR$(217):GQ=CHR$(218):GR=CHR$(219):GS=CHR$(220):GT=CHR$(221):GU=CHR$(222):GV=CHR$(223)
9120 H0=CHR$(224):H1=CHR$(225):H2=CHR$(226):H3=CHR$(227):H4=CHR$(228):H5=CHR$(229):H6=CHR$(230):H7=CHR$(231):H8=CHR$(232):H9=CHR$(233):HA=CHR$(234):HB=CHR$(235):HC=CHR$(236):HD=CHR$(237):HE=CHR$(238):HF=CHR$(239)
9125 HG=CHR$(240):HH=CHR$(241):HI=CHR$(242):HJ=CHR$(243):HK=CHR$(244):HL=CHR$(245):HM=CHR$(246):HN=CHR$(247):HO=CHR$(248):HP=CHR$(249):HQ=CHR$(250):HR=CHR$(251):HS=CHR$(252):HT=CHR$(253):HU=CHR$(254):ZI=CHR$(255)
9129 ' DEFINE SPACE, ZERO, AND 8-DOT COLUMN CODE STRINGS
9130 S1=CHR$(32):S2=S1+S1:S3=S2+S1:S4=S3+S1:S5=S4+S1:S6=S5+S1:S7=S6+S1:S8=S7+S1:S9=S8+S1:SA=S9+S1:SB=SA+SA:SC=SB+SA:SD=SC+SA:SE=SD+SA:SF=SE+SA:SG=SF+SA:Q2=Q1+Q1:Q3=Q2+Q1:Q4=Q3+Q1:Q5=Q4+Q1:Q6=Q5+Q1:Q7=Q6+Q1:Q8=Q7+Q1:Q9=Q8+Q1
9135 QA=Q9+Q1:QB=QA+QA:QC=QB+QA:QD=QC+QA:QE=QD+QA:Z2=Z1+Z1:Z3=Z2+Z1:Z4=Z3+Z1:Z5=Z4+Z1:Z6=Z5+Z1:Z7=Z6+Z1:Z8=Z7+Z1:Z9=Z8+Z1:ZA=Z9+Z1:ZB=ZA+ZA:ZC=ZB+ZA:ZD=ZC+ZA:ZE=ZD+ZA:ZF=ZE+ZA:ZG=ZF+ZA:ZH=ZG+ZA:ZI=ZH+ZA:ZJ=ZI+ZA:ZK=ZJ+ZJ
9139 ' DEFINE PRINTER MODE CONTROL CODES
9140 BY=AR+CB:EY=AR+C5:DY=AR+C7:NY=AR+CG:WY=AR+CJ:IY=AR+BK:LY=AR+C1+A3:ZY=EY+DY:IX=AR+BL:WX=AR+CK:NX=AR+CH:DX=AR+C8:EX=AR+C6:ZX=EX+DX:BW=AR+CC
9144 ' DISPLAY GRAFTRAX VERSION USED QUESTION
9145 TROFF:PRINT@962,"DOES YOUR PRINTER HAVE: 1. GRAFTRAX-80 OR 2. GRAFTRAX-PLUS?";
9149 ' ADJUST PRINTER MODE CODES IF GRAFTRAX-PLUS IS USED
9150 S=INKEY$:IFS="1"THEN9155ELSEIFS="2"THENCLS:NY=AF:NX=AI:WY=AE:WX=AKELSE9150
9154 ' DISPLAY TRS-80 MODEL USED QUESTION
9155 CLS:PRINT@969,"ARE YOU USING A: 1. MODEL I OR 3. MODEL III?";
9159 ' LOOP THROUGH PRINTER DRIVER ROUTINE IF MODEL I IS USED
9160 S=INKEY$:IFS="3"THEN9165ELSEIFS="1"THENCLS:PRINT@973,"NOW LOADING MODEL I PRINTER DRIVER";GOSUB9180ELSE9160
9164 ' DISPLAY FIRST PRINT RUN INSTRUCTIONS; GO TO FIRST RUN
9165 GOSUB30:PRINT" 1. VERIFY THAT PRINTER POWER IS OFF.":PRINT@258,"2. INSERT PAPER; ALIGN IT WITH FIXED INDEX MARK ON PRINTER";
9170 PRINT@386,"3. INSTALL ";CY;" RIBBON IN PRINTER.":PRINT@514,"4. TURN PRINTER POWER ON.
9175 PRINT@642,"5. PRESS THE <P> KEY TO START ";CY;" COLOR PRINT RUN.":GOTO1000
9179 ' LOAD MODEL I PRINTER DRIVER (SEE CREDIT BOX: REMS 94-96)
9180 B="21E837CB7E20FC211100397E32E837C9":V=16571
9185 FORX=1TOLEN(B)STEP2:Y=ASC(MID$(B,X,1))-48:IFY>9THENY=Y-7
9190 T=ASC(MID$(B,X+1,1))-48:IFT>9THENT=T-7
9195 POKEV,Y*16+T:V=V+1:NEXTX:POKE16422,187:POKE16423,64:RETURN
```

of the introductory display. The display shows in-progress which statement numbers may overrun a fixed end mark if you include remark line numbers.

Initialization line 1, clear string space, defines all letters used as string variables, and identifies the first printing color. It then jumps to title and coding routines.

Lines 9000-9025 introduce the program and display general instructions for its use. A printer power on/off precaution appears at the bottom of the screen while line 9030's TRON command pops statement numbers under a coding-in-progress message.

Lines 9050-9125 define two-character codes for Graftrax dot-column patterns CHR\$(0)-CHR\$(255), while lines 9130 and 9135 define codes for various length spacing, blank-column, and full-column pattern strings. Finally, line 9140 defines abbreviated printer mode control codes for Graftrax-80.

When coding ends, line 9145 turns off the tracer function and asks for the Graftrax version you used. If it's Graftrax-Plus, line 9150 redefines the compressed and expanded character on/off codes.

Line 9155 asks whether you use a Model I or III. The Model I response displays a Loading Printer Driver message at line 9160, then loops through statements 9180-9195. The four-statement routine loads a Model I printer driver into reserved but unused RAM. (See "Trick Your ROM," *loc. cit.*)

Lines 9165-9175 display initial color print run instructions. At that point, the fill-in area line 1000 assumes display control. See the how-to section for fill-in area use and operation.

Frequently used GOSUB routines, lines 5-90, are located in the main program's top section where the program can access them faster during print runs. Remarks preceding the various routines describe their functions.

Line 90 positions the print head for easier ribbon change on an MX-80. Code BY warns the printer of dot-graphics ahead, so it responds to first code S7 and moves the print head seven spaces plus one column. S7 or TAB(7) alone won't fool the printer into moving the print head unless there's a command to execute at the end. Line 90 works only by making the print head leave a blank column after its move.

For MX-80F/T use, add SC; between the LPRINT command and spacing code S7 in line 90. The SC;S7 combination approximately centers the print head between the two plastic rollers on



OPEN NEW  
HORIZONS  
FOR YOUR  
TRS-80...  
LDOS 5.1

OPEN NEW  
HORIZONS  
FOR YOUR  
TRS-80...

# LDOS 5.1

The powerful and sophisticated  
Disk Operating System for your TRS-80™  
Model I, III or 4 (Model 4 in the Model III mode).

**LDOS 5.1 — \$129.00** plus \$6.00 Shipping  
and Handling  
**\*smal-LDOS, \$59.00** plus \$4.00 Shipping  
and Handling  
\*the LDOS Sub-set



TRS-80



Prices and Specifications are subject to change without notice.  
Although not required, LSI recommends two or more drives when using LDOS or smal-LDOS.  
Dealer inquiries welcome. LDOS and smal-LDOS are products of LSI. TRS-80 is a trademark of Tandy Corp.

Logical Systems, Inc. 8970 N. 55th P.O. Box 23956 Milwaukee, WI 53223 (414) 355-5454

**LOGICAL  
SYSTEMS  
INC.**



251




Figure 2. Monorail Train Art sketch.

the paper scale bar. Execute the main program without a fill-in program to verify displays and uncover key-in syntax errors. Save a master copy of the main program to later reload and fill in with your own color art print run routines.

#### A How-To Example

Figure 2 and Program Listing 2, Monorail Train Art, show how Graftrax color art evolves from an art sketch to coded fill-in program. An art subject is sketched and colored on a layout sheet having print lines eight dots high divided into blocks six columns wide. The layout arrangement simplifies column counts for initial coding and subsequent print run debugging.

I numbered print lines in increments of 10. This numbering rule allows up to 10 consecutive statement numbers for coding each print line. I program numbered a print line's six-column blocks consecutively from left to right. The blocks correspond with positions allotted for normal alphanumeric characters and spaces.

I further subdivided the art sketch in Fig. 2 into horizontal areas A-B, B-C, and C-D above the monorail's lower edge and areas A-E, E-F, F-G, and G-D below the monorail. These subdivisions allow For...To loops to repeat identical print line segments of cars, support pillars, and background.

Monorail Train Art codes and prints train-end areas A-B and C-D once for each color. It also codes upper area segment B-C and lower area segment E-F once but prints them four times for each color. Identical print lines are similarly programmed once, then repeated with GOSUBs or For...To loops as needed.

Listing 2 includes routines for six-color print runs. The listing also includes several GOSUB routines (lines 100-500) called to print identical graphics segments during color print runs. The program divides many of the print line coding sequences into three consecutively numbered statements for clarity. In most such cases you can combine the three statements into one numbered statement.

The Monorail Train fill-in program plus the main program fill 8,861 RAM bytes and clear 3,000 bytes of string space. The combined program runs on a 16K tape or 32K disk system.


Detailed remarks precede all functional statements in Listing 2. Apostrophes identify numbered and unnumbered remarks. I indented the remarks

Continued on p. 150

## CP/M® and 80 x 24 DISPLAY HOLIDAY SPECIAL

**\$325.00** (Regular Price \$399.50)

For the TRS-80® Model III  
(112K EXTENDED MEMORY ADD \$100.00)



**THE HOLMES  
VID-80™**

#### FEATURES OF VID-80™ WITH CP/M®:

- **ENHANCED CP/M® 2.2 OP SYSTEM**
- **READ AND WRITE** many disk formats: IBM PC, XEROX, ZENITH Z-100, OSBORNE I, KAYPRO II, 8", 40 and 80 TRACK, DS DRIVES ETC.
- **80 x 24 and 64 x 16 Display**
- **READ-WRITE-RUN** many of the thousands of CP/M based business and personal software packages
- **112K EXTENDED MEMORY** option - set up as solid state disk
- **Optional 5MHZ System speed up SPRINTER III™**
- **Model IV Capabilities** - optional modified TRS DOS 6.1 and DOSPLUS®
- **UCSD PASCAL®** p-system - optional software required

#### INDUSTRY STANDARD:

The **HOLMES VID-80, CP/M 2.2 and 80x24 video upgrade** makes the model III one of the **most powerful computers** on the market. With the VID-80 installed your model III can read, write and run numerous CP/M based programs from the thousands of software packages available for this industry standard operating system.

The 80x24 display improves resolution and eases use of computer during spread sheet, wordprocessing, and programming operations.

These features combined with the TRSDOS and other TRS-80, operating systems makes the model III capable of running more software than any other system currently available.

The VID-80 simply plugs into existing sockets inside the model III without modifications, soldering or trace cuts on the system.

HOLMES has a **full range of upgrade and peripheral products** available for the TRS-80 models I, III, IV and 100 portable computers: products include-DISK CONTROLLERS, MEMORY EXPANSION SYSTEMS, SPEED UP BOARDS, PORTABLE TAPE DRIVES, PRINTERS, CP/M 2.2 for MOD. IV, etc.

### HOLMES IS YOUR SOURCE FOR COMPUTER PERIPHERALS

More detailed Product Information is available upon request. Call or write today for a detailed brochure, to place an order or for technical inquiries. Our HOLMES "CONNECTION 80" bulletin board is on line 24 hrs. a day. Call (801) 263-1103 (300 baud).

#### —NEW PRODUCT UPDATE—

1. CP/M for the Model IV
2. Portable 100 Micro Drive, and 8K RAM Modules

The following are registered Trademarks TRS 80, TRSDOS, DOSPLUS, CP/M, UCSD Pascal, IBM PC, XEROX, Z-100, OSBORNE I, KAYPRO II.



**HOLMES**  
ENGINEERING, INC.

5175 Green Pine Drive Salt Lake City, Utah 84107  
(801) 261-5652 or 24 Hr. BBS (801) 268-1103



✓153

Call For Dealer Nearest You

Dealer Inquiries Invited

One year warranty on all products.

Add shipping/handling-\$5.00 U.S. and Canada.  
All others add 15%. Prices subject to change  
without notice.

# Phoenix

an advanced personal computer



## Basic \$599 kit (not shown) includes:

- Software compatibility with TRS-80 Model III and Model IV, plus CP/M
- 128k RAM card (64k normal plus 64k bank-selectable), less RAM
- 80 x 24 and 64 x 16 U/L case alphanumeric displays (software selectable)
- Z-80 CPU, with bootstrap ROM and hardware/software selectable 2 MHz and 5 MHz clock
- High resolution 512 x 256 graphics circuitry, with alphanumerics (less 16k high resolution RAM)
- Disk controller for any mix of up to four disk drives (5-1/4"/8", single/double sided, single/double density, built-in/external)
- Parallel printer and light pen interfaces.
- Built in audio
- Provisions for readily available system ROM
- Tan polyurethane enameled metal enclosure, with power supply
- Standard typewriter keyboard, plus numeric keypad
- CPU board, with six expansion slots
- Parts kit, including ICs, sockets, fasteners and mounting hardware
- Assembly manual

## Complete \$1699 kit shown includes:

- High-resolution 12" green screen monitor
- Two SSDD slimline 5-1/4" floppy drives and power supplies
- Hand rubbed, solid walnut end panels
- RS232 Interface board
- System ROM
- 128K system and user RAM
- 16k high resolution graphics RAM

## Additional Options

- Single or dual built in slimline 5 1/4" SSDD or DSDD floppy drives and power supply
- Single or dual external slimline 8" SSDD or DSDD floppy drives, enclosure, power supply
- 128k bank selectable RAM board (for 256K total)
- 4164 RAMs
- Monitor
- Color Graphics (available 12/83)
- Light Pen (available 10/83)
- Hard disk host adapter (available 10/83)
- Factory assembled units (available soon)

**PROGRESSIVE ELECTRONICS**

537 East Main Street • Lancaster, Ohio 43130 • Tel: (614) 687-1019

TRS-80 is a Tandy trademark

CP/M is a Digital Research trademark

Dealer Inquiries Invited

✓143

*Program Listing 2. Monorail Train program.*

```

94 ' @ @ @ @ @ @ @ @ @ @ @ @ @ @ @ @ @ @ @ @ @ @
    @ MONORAIL TRAIN - GRAFTRAX COLOR ART @
    @ FOR 32K LEVEL II TRS-80 MODEL I/III @
    @ AND EPSON MX-80/100 PRINTER WITH GRAFTRAX @
95 ' @ BY: FRANCIS S. KALINOWSKI @
    @ 16 N. ALDER DRIVE, ORLANDO, FL 32807 @
    @ @ @ @ @ @ @ @ @ @ @ @ @ @ @ @ @ @ @ @ @ @

97 ' NOTE: ADD STATEMENTS 1-90 OF PROGRAM LISTING 1.
99 ' SPACE 1-4, SET 480-MODE FOR 405 COLUMNS, PRINT WINDOW PANES
    IN 5-10 TO B.
100 LPRINTS4;BY;EL;A1;AE;AS;BS;DS;STRING$(14,252)Q5;STRING$(5,25
2)Q8;
    ' PRINT SEGMENT B TO C WINDOW PANES FOUR TIMES.
101 FORU=1TO4:LPRINTQ5;H0;HG;HO;HS;HU;Z2;Q3;Z6;Q3;Z6;Q3;Z6;Q3;Z6
;Q3;Z6;Q3;Z6;Q3;Z2;HU;HS;HO;HG;H0;Q8;:NEXT
    ' PRINT WINDOW PANES IN 67-74 PLUS THREE COLUMNS.
102 LPRINTQ5;STRING$(5,252)Q5;STRING$(14,252)DS;BS;AS;AE:RETURN
299 ' SET 480-MODE FOR 451 COLUMNS, LOOP TO PRINT 75 SIX-COLUMN
    PATTERNS PLUS ONE COLUMN FROM A TO D.
300 LPRINTBY;G3;A1;:GOSUB15:LPRINTCL:RETURN
309 ' FROM B, SPACE 11-23, SET 480-MODE FOR SIX COLUMNS, PRINT
    THREE BLANK AND THREE FULL COLUMNS TO C. DO THIS FOUR
    TIMES.
310 FORU=1TO4:LPRINTSA;S3;BY;A6;Q4;Z3;:NEXT:RETURN
319 ' SET 480-MODE FOR 451 COLUMNS, PRINT SKY AND SUPPORT
    PILLAR (BLANK) FROM A TO E, ZERO VARIABLE X.
320 LPRINTBY;G3;A1;P;CL;Q4;FA;:X=0
    ' LOOP TO PRINT 17 SIX-COLUMN PATTERNS FROM E, THEN PRINT
    SUPPORT PILLAR (BLANK) IN 20 ENDING AT F. DO THIS FOUR
    TIMES ENDING AT G, THEN PRINT SKY FROM G TO D.
321 GOSUB15:LPRINTCL;Q4;FA;:X=X+1:IFX<4THEN321ELSELPRINTP;CL:RET
URN
399 ' SET 480-MODE FOR 451 COLUMNS, LOOP TO PRINT SIX RANDOM
    COLUMN PATTERNS FROM A, PRINT 6 BLANK COLUMNS TO E,
    ZERO X, DEFINE T.
400 T=6:LPRINTBY;G3;A1;:GOSUB20:LPRINTQ6;:X=0:T=102
    ' FROM E, LOOP TO PRINT 102 RANDOM COLUMN PATTERNS THEN six
    BLANK COLUMNS TO F. DO THIS FOUR TIMES, ENDING AT G, THEN
    LOOP TO PRINT SEVEN RANDOM COLUMN PATTERNS FROM G TO D.
401 GOSUB20:LPRINTQ6;:X=X+1:IFX<4THEN401ELSESET=6:GOTO25
499 ' SPACE 1, SET 480-MODE FOR SIX COLUMNS, PRINT P PATTERN
    IN 2. SPACE 3-19, PRINT P PATTERN IN 20 TO F. DO THIS
    FOUR TIMES TO POINT G.
500 LPRINTS1;BY;A6;Q1;P;:FORU=1TO4:LPRINTSA;S7;BY;A6;Q1;P;:NEXT:
LPRINT:RETURN
999 ' DEFINE CY, LOOP FOR START INSTRUCTION AND INITIALIZATION
    OF PRINTER, DEFINE T, LOOP TO DO THREE LINEFEEDS.
1000 CY="RED":GOSUB70:T=3:GOSUB10
1039 ' PRINT TRAIN'S WINDOW PANES RED. (SEE 100, 101, AND 102.)
1040 GOSUB10
1049 ' SPACE 1-3, SET 480-MODE FOR 42 COLUMNS, PRINT 4-10 TO B.
1050 LPRINTS3;BY;BA;Q4;E0;G0;H0;HG;HO;DO;DS;DO;DO;DO;DO;STRING$(
25,112)Q3;
    ' SET 480-MODE FOR 84 COLUMNS, PRINT SEGMENT B TO C. DO
    THIS FOUR TIMES.
1051 FORU=1TO4:LPRINTBY;CK;Q1;STRING$(81,112)Q3;:NEXT
    ' SET 480-MODE FOR 36 COLUMNS, PRINT 67-72.
1052 LPRINTBY;B4;Q1;STRING$(25,112)DO;DO;DO;DS;DS;DO;HO;HG;H0;G0
;E0
1989 ' LOOP TO MOVE PRINthead FOR RIBBON CHANGE.
1990 GOSUB90
1999 ' DEFINE CY, LOOP FOR INSTRUCTIONS AND INITIALIZATION OF
    PRINTER, LOOP TO DO TWO LINEFEEDS.
2000 CY="BROWN":GOSUB35:GOSUB5
2029 ' SPACE 1-5, SET 480-MODE FOR 390 COLUMNS, PRINT 6-70, LOOP
    TO DO TWO LINEFEEDS.
2030 LPRINTS5;BY;E6;A1;STRING$(195,2)STRING$(195,2):GOSUB5
2059 ' SPACE 1-6, SET 480-MODE FOR 24 COLUMNS, PRINT 7-10 TO B.
2060 LPRINTS6;BY;AO;Q3;E0;G0;F0;EG;C8;B4;STRING$(16,18);

```

*Listing continued*

## TRS-80<sup>TM</sup> MODEL III ASSEMBLY LANGUAGE

A complete course in assembly language, written for the beginner. Basic concepts, the Z-80 instruction set, complete Model III ROM and RAM information, programming examples, the disk controller, the TRSDOS 1.3 disk operating system, RS-232-C interface.

With the book you can also purchase **Monitor #5**, a comprehensive machine language monitor (specify Model 1 or 3).

Book only ..... \$16.95  
Book and Monitor #5 on disk ..... \$29.95

## SYSTEM DIAGNOSTIC

Complete diagnostic tests for every component of your TRS-80 Model 1 or 3. Tests for ROM, RAM, Video Display, Keyboard, Line Printer, Cassette Recorder, Disk Drives, RS-232-C Interface. Individual or continuous testing modes. Models 1 or 3 only.

System Diagnostic ..... \$99.95

## SMART TERMINAL

The intelligent terminal program, with automatic transmission and storage of data, true BREAK key, cassette and disk files compatible with SCRIPIT<sup>TM</sup> and Electric Pencil<sup>TM</sup>. Same program supports both cassette and disk systems.

Model 1 or 3 version ..... \$74.95  
Model 2/12 (CP/M) Version ..... \$79.95

## TYPITALL

The SCRIPIT<sup>TM</sup> Compatible Word Processor  
TYPITALL is a new word processing program which is upward compatible with SCRIPIT<sup>TM</sup> for the Model 1 and 3 TRS-80. TYPITALL includes features like these: assign any sequence of keystrokes to a single control key. See the formatted text on the screen before printing. Send the formatted text to a disk file for later printing. Merge data from a file while printing. Send any control or graphic character to the printer. Use the same version on the Model 1 or 3. Reenter the program with all text intact if you accidentally exit without saving text.

TYPITALL (disk only) ..... \$129.95

## SMALL BUSINESS ACCOUNTING

Based on Dome Bookkeeping Record #612, this program keeps track of income, expenses, and payroll (not included in cassette version) for a small business.

Model 1/3/4 disk version ..... \$59.95  
Model 1/3/4 cassette version ..... \$29.95  
Model 2/12 or IBM/PC version ..... \$69.95

## HOME BUDGET

Analyzes your income and expenses, computes monthly and year-to-date summaries including tax deductions.

Model 1/3/4 disk version ..... \$49.95  
Model 1/3/4 cassette version ..... \$29.95  
Model 2/12 or IBM/PC version ..... \$59.95

24-hour TOLL-FREE Order number:

Outside California call:

**(800) 428-7825, ext 169**

Inside California call:

**(800) 428-7824, ext 169**

Visa, Master Card, or COD Orders only. For information call:

(914) 634-1821

✓175

9-5 Eastern time only.

Add \$3.00 postage & handling.  
New York residents add sales tax.

## Howe Software

14 Lexington Rd. New City, NY 10956  
<sup>TM</sup>TRS-80 is a trademark of Tandy Corp

to distinguish them from functional statements. Each remark tells what the statement directly below it does. Delete all remarks when keying in the program.

Letters A-G in the remarks identify start and end point letters on art sketch Fig. 2. Unless otherwise noted, one- and two-digit numbers identify the six-column blocks on Fig. 2 print lines. Hyphens between two such numbers denote through. For example, 1-10 means blocks 1 through 10.

Loop means branch through one or

more GOSUB routines and return.

Set mode for a quantity of columns requires three codes. The codes activate the printer's Grafrax mode for a specified number of eight-dot columns. First code BY or BW sets a 480 or 960 mode. Second and third codes represent n1 and n2 values; both must follow a BY or BW code. The second code (obtained from Fig. 1) specifies a number of columns up to 255. The third code specifies a number of columns in 256-column increments. This code may be Q1 for zero columns, A1 for 256, A2 for 512, and A3 for 768. A2 and A3 codes may be

used only in 960 mode. See p. 7 in the Grafrax-80 manual or appendix p. B-2 in the Grafrax-Plus manual for instructions on determining n1 (second code) and n2 (third code) values.

The program redefines integer variable T and string variable P and uses them throughout the program. T's numeric value denotes the number of times a function should repeat in a GOSUB routine's For...To loop. T specifies a number of line feeds at the start of most color print runs. T is subsequently redefined to specify any quantity of P-pattern strings or random-pattern columns it prints on a line.

String variable P normally represents a six-column pattern string like P1 or P2 (see Fig. 1). You may redefine P to represent any length mixed-pattern string used more than once on a print line.

The best way to see how the program codes color print runs is to compare art sketch lines with corresponding print line statements in Listing 2. Add a print run's first line number to Fig. 2's print line numbers to identify matching LPRINT statements. See Fig. 1 to identify the various two-character codes used in the statements.

Trace each print run's functional statements in turn. Divert through every GOSUB to see what the routine does and how. Along the way, verify a few dot-graphics codes by checking their patterns (Fig. 1) against corresponding print run colored column patterns in the art sketch (Fig. 2).

### Print Run Descriptions

Fill-in program execution starts at line 1000. String variable CY defines the ribbon color used for the run. CY appears as the ribbon color in displayed instructions and in Now Printing Color messages. GOSUB70 loops through the main program's print-start routines in 70, 80, and 85. T specifies a quantity of three, and GOSUB10 advances the paper three lines.

Line 1040 loops through statements 100, 101, and 102 to print the train's windows red for later overprint with green. Code S4 in statement 100 moves the print head four spaces. Codes BY;EL;A1 set the 480-dot graphics mode for 405 columns. The n1;n2 codes (EL;A1) are derived using  $405 - 256 = 149$ , wherein EL represents 149 and A1 represents 256. The statement's remaining codes print the left-end train windows in line 40. Last, code Q8 moves the print head eight blank columns to point B (see Fig. 2).

Line 101 prints four sets of car windows exactly like those shown between

#### Listing 2 continued

```
' SET 480-MODE FOR 84 COLUMNS, PRINT B TO C. DO THIS FOUR
TIMES.
2061 FORT=1TO4:LPRINTBY;CK;Q1;STRING$(12,18)STRING$(56,210)STRIN
GS$(16,18);:NEXT
' SET 480-MODE FOR 19 COLUMNS, PRINT 67-69 PLUS ONE COLUMN.
2062 LPRINTBY;AJ;Q1;STRING$(13,18)B4;C8;EG;F0;G0;E0
2069 ' DEFINE T, LOOP TO DO FIVE LINEFEEDS.
2070 T=5:GOSUB10
2119 ' LOOP FOUR TIMES TO PRINT LINES 120, 130, 140, AND 150
FROM A TO D. (SEE 400 AND 401.)
2120 FORT=1TO4:GOSUB400:NEXTY
2989 ' LOOP TO MOVE PRINthead FOR RIBBON CHANGE.
2990 GOSUB90
2999 ' DEFINE CY, LOOP FOR INSTRUCTIONS AND INITIALIZATION OF
PRINTER, DEFINE P PATTERN. (SEE PATTERN P1 IN FIG. 1.)
3000 CY="BLUE":GOSUB35:P=P1
3009 ' DEFINE T, LOOP TWICE TO PRINT SKY ON LINES 10 AND 20.
(SEE 300.)
3010 T=75:GOSUB300:GOSUB300
3029 ' DEFINE P PATTERN, SET 480-MODE FOR 451 COLUMNS, PRINT
A TO B, ZERO X, DEFINE T.
3030 P=C0+F0+C0+F0+C0+F0:LPRINTBY;G3;A1;P1;P1;P1;P1;P1;CK;FA;CK;
F9;CK;F8;CK;F8;CG;F8;CG;F8;P;P;C0;F0;C0;FV;DV;FV;:X=0:T=13
' LOOP TO PRINT 13 P-PATTERNS PLUS SIX COLUMNS FROM
B TO C. DO THIS FOUR TIMES.
3031 GOSUB15:LPRINTC0;F0;C0;FV;DV;FV;:X=X+1:IFX<4THEN3031
' PRINT P AND P1 PATTERNS AND SINGLE COLUMNS FROM C TO D.
3032 LPRINTP;P;CG;F0;CG;F8;CG;F8;CG;F8;CK;F8;CK;F8;P1;P1;P1;P1;P
1;CL
3039 ' SET 480-MODE FOR 60 COLUMNS, PRINT FROM A TO B.
3040 LPRINTBY;BS;Q1;P1;P1;P1;CL;FA;CL;FA;CK;F8;CG;F0;C0;E0;Q0;Q9
;Z3;
' LOOP TO PRINT SEGMENT B TO C FOUR TIMES. (SEE 310.)
3041 GOSUB310
' SPACE 67-71, SET 480-MODE FOR 25 COLUMNS, PRINT 72-75
PLUS ONE COLUMN.
3042 LPRINTS5;BY;AP;Q1;C0;F0;CG;F8;CK;FA;P1;P1;P1;CL
3049 ' SET 480-MODE FOR 60 COLUMNS, PRINT FROM A TO B.
3050 LPRINTBY;BS;Q1;P1;P1;P1;CL;FA;CL;BA;AL;AQ;A5;A2;A1;A2;A1;A2
;QB;Q7;Z3;
' LOOP TO PRINT SEGMENT B TO C FOUR TIMES. (SEE 310.)
3051 GOSUB310
' SPACE 67-70, SET 480-MODE FOR 31 COLUMNS, PRINT 71-75
PLUS ONE COLUMN.
3052 LPRINTS4;BY;AV;Q5;A1;A2;A5;A2;A5;AQ;AL;BA;P1;P1;P1;CL
3059 ' DEFINE P PATTERN, SET 480-MODE FOR 60 COLUMNS, PRINT FROM
A TO B.
3060 P=Q1+E0+Q1+E0+Q1+E0:LPRINTBY;BS;Q1;P;P;P;P;P;P;QB;Q1;Z3;
' LOOP TO PRINT SEGMENT B TO C FOUR TIMES.
3061 GOSUB310
' SET 480-MODE FOR 54 COLUMNS, FROM C PRINT 21 BLANK
THEN 33 COLORED COLUMNS TO D.
```

Listing 2 continued

# THE RS-232

**MODEL III** **MODEL 4**



State of the art technology in board design, our direct replacement of Radio Shack's® internal RS-232 board, mounts inside the Model III or 4 on the existing brackets. All cables, screws and complete mounting instructions are included. Non-technical people will find that installation is quick, straight forward and simple requiring less than 15 minutes to complete.

Total compatibility with Radio Shack® and all existing software is maintained. Software programmable baud rates from 50 to 19,200 baud are supported along with programmable word length, stop bits, and parity. May be utilized in either half of full duplex operation.

**Outstanding Value**  
At **Only \$69.95**  
Guaranteed One Full Year.  
Dealer Inquiries invited.

**Compulogic**  
CORPORATION

4831 SOUTH HAMPTON RD. - LB41  
DALLAS, TEXAS 75232  
214/390-1332

➔86

# MOVING?

Let us know 8 weeks in advance so that you won't miss a single issue of **80 Micro**.

Attach old label where indicated and print new address in space provided. Also include your mailing label whenever you write concerning your subscription. It helps us serve you promptly.

Extend my subscription one additional year for only \$24.97.

Payment enclosed  Bill me

Canada and Mexico \$27.97/1 year only US funds drawn on US bank.

Foreign surface \$44.97/1 year only US funds drawn on US bank.

Please allow 6-8 weeks for delivery.

## 80 MICRO

If you have no label handy, print OLD address here.

Name \_\_\_\_\_

Address \_\_\_\_\_

City \_\_\_\_\_ State \_\_\_\_\_ Zip \_\_\_\_\_

print NEW address here.

Name \_\_\_\_\_

Address \_\_\_\_\_

City \_\_\_\_\_ State \_\_\_\_\_ Zip \_\_\_\_\_

P.O. Box 981 • Farmingdale NY 11737

AFFIX LABEL

# COLOR COMPUTER SOFTWARE

**Eigen Systems**

## DISK COLORCOM/E

### The Intelligent Communications Package

**COLORCOM/E**, the most popular smart terminal program for the Color Computer, has just gotten smarter. In fact, from now on, we're going to call it The Intelligent Terminal program.

The new **DISK COLORCOM/E** contains a unique **COMMAND MODE** that allows you to set up complete communications sessions in advance. Anything you normally do from the keyboard **DISK COLORCOM/E** can do all by itself. Log-on, log-off, read and store messages, disconnect, transmit and receive files, dial auto-dial modems, — anything! **DISK COLORCOM/E** will even make decisions based upon how the host responds.

Here are some examples of how YOU might want to use the new **DISK COLORCOM/E**.

- Call your favorite bulletin board, download all messages addressed to you, log off, and write the messages to a disk file. AND do all of this with one keystroke!
- Call Dow Jones, log on and get the latest prices on your favorite stocks, and then log off. Again all with ONE keystroke.
- With an Autodial modem let **COLORCOM/E** Make your calls for you at 3:00 A.M. when rates are cheap. Then read the results with your morning coffee.

In addition we've added 64K support and your choice of number of characters per line. Of course you still get the regular **COLORCOM/E** features such as upload/download, graphics, easy storing and printing of data, and much more. For 16, 32 or 64K disk systems.

COLORCOM/E Disk \$49.95

## COMPLETE YOUR WORD PROCESSOR

# SPELL — RITE

THE Cassette Spelling Verifier

You've got the best word processor. Now complete your system with the best spelling verifier. **Spell-Rite** is a convenient, fast way to insure that all of your documents are letter perfect. **Spell-Rite** was designed specifically for cassette-based word processors. Like Yours!

**Spell-Rite** is EASY to use, completely menu driven.

**Spell-Rite** is FAST! You can verify a 1000 word document in under 9 minutes - including cassette I/O.

**Spell-Rite** is COMPLETE. It comes with its own 10,000+ word dictionary which you can expand. Also included is a superb manual.

**Spell-Rite** works with any word processor that generates ASCII tape files, such as Color Scripsit, Super Color Writer and Telewriter 64. 32K of RAM and Extended Basic are required.

Cassettes and manual \$59.95

Send check or money order for total purchase price, plus \$1.50 S&H. Charge cards: Include all embossed information.

Spell-Rite

Send Free Catalog

➔154

Disk Colorcom/E

SEND to

**Eigen Systems**

P.O. Box 180006  
Austin, Texas 78718  
(512) 837-4665

Name \_\_\_\_\_

Address \_\_\_\_\_

3




Figure 3. Monorail Train black/white art.

Listing 2 continued

```

3062 LPRINTBY;BM;QB;Q2;E0;Q1;E0;P;P;P;P;P
3069 ' DEFINE P PATTERN, SET 480-MODE FOR 451 COLUMNS, PRINT
      FROM A TO E, ZERO X, DEFINE T.
3070 P=AL+AQ+AL+AQ+AL+AQ:LPRINTBY;G3;A1;P;AL;Q4;AQ;:X=0:T=17
      ' LOOP TO PRINT 17 P-PATTERNS AND SIX COLUMNS FROM B TO C.
      DO THIS FOUR TIMES.
3071 GOSUB15:LPRINTAL;Q4;AQ;:X=X+1:IFX<4THEN3071
      ' PRINT SEVEN COLORED COLUMNS FROM G TO D.
3072 LPRINTP;AL
3079 ' DEFINE P PATTERN, DEFINE T, LOOP FOUR TIMES TO PRINT
      LINES 80, 90, 100, AND 110. (SEE 320 AND 321.)
3080 P=P1:T=17:FORY=1TO4:GOSUB320:NEXTY
3989 ' LOOP TO MOVE PRINthead FOR RIBBON CHANGE.
3990 GOSUB90
3999 ' DEFINE CY, LOOP FOR INSTRUCTIONS AND INITIALIZATION OF
      PRINTER, DEFINE T, LOOP TO DO THREE LINEFEEDS.
4000 CY="GREEN":GOSUB35:T=3:GOSUB10
4039 ' LOOP TO OVERPRINT TRAIN'S RED WINDOW PANES WITH GREEN TO
      MAKE THEM A DEEP BROWN. (SEE 100, 101, AND 102.)
4040 GOSUB100
4049 ' DEFINE T, LOOP TO DO SEVEN LINEFEEDS.
4050 T=7:GOSUB100
4119 ' LOOP FOUR TIMES TO OVERPRINT BROWN RANDOM-PATTERNED
      LINES 120, 130, 140, AND 150 WITH GREEN PATTERNS.
      (SEE 400, 401, 402.)
4120 FORY=1TO4:GOSUB400:NEXTY
4159 ' SET 960-MODE FOR 902 COLUMNS, PRINT FROM A TO E.
4160 LPRINTBW;E6;A3;ZA;Z2;STRING$(12,15);
      ' PRINT SEGMENT E TO F FOUR TIMES, ENDING AT POINT G
4161 FORU=1TO4:LPRINTZJ;ZJ;Z4;STRING$(12,15);:NEXT
      ' PRINT 14 DOUBLE-DENSITY GREEN COLUMNS FROM G TO D.
4162 LPRINTZA;Z3;HF
4989 ' LOOP TO MOVE PRINthead FOR RIBBON CHANGE.
4990 GOSUB90
4999 ' DEFINE CY, LOOP FOR INSTRUCTIONS AND INITIALIZATION OF
      PRINTER, LOOP TO DO TWO LINEFEEDS.
5000 CY="BLACK":GOSUB35:GOSUB5
5029 ' SPACE 1-4, SET 480-MODE FOR 401 COLUMNS, PRINT 5-10
      TO B, ZERO X.
5030 LPRINTS4;BY;EH;A1;Q4;A1;A1;A3;A3;A3;A5;A5;A5;A5;STRING$(5,9)
)AH;AG;AG;AG;AH;STRING$(6,33)STRING$(7,32);:X=0
      ' PRINT SEGMENT B TO C FOUR TIMES.
5031 LPRINTSTRING$(5,32);:FORU=1TO8:LPRINTSTRING$(8,33)B0;:NEXT:
LPRINTSTRING$(7,32);:X=X+1:IFX<4THEN5031
      ' FROM POINT C, PRINT 67-70 PLUS THREE COLUMNS.
5032 LPRINTB0;B0;B0;B0;STRING$(6,33)AH;AG;AG;AG;AH;STRING$(5,9)A
5;A5;A5;A5;A3;A3;A1;A1
5039 ' SPACE 1-3, SET 480-MODE FOR 415 COLUMNS, PRINT 4-10,
      ZERO X.
5040 LPRINTS3;BY;EV;A1;Q2;A1;A2;A4;AE;AI;B2;C2;E2;STRING$(14,2)H
U;Q3;HU;STRING$(5,2)HU;Q7;:X=0
      ' PRINT WINDOW SIDES IN SEGMENT B TO C. DO THIS FOUR TIMES.
5041 LPRINTQ4;H0;AG;A8;A4;A2;A1;Q2;Z1;Q1;:FORU=1TO6:LPRINTZ1;Q6;
Z1;Q1;:NEXT:LPRINTZ1;Q2;A1;A2;A4;A8;AG;H0;Q7;:X=X+1:IFX<4THEN504
1

```

Listing 2 continued

print line 40 points B and C. Z6 and Q3 codes repeat to print the solid red portions of the six square windows with three blank columns between them.

Statement 102 prints the line 40 right-end windows to the third column of block 72. First code Q5 moves the print head five blank columns from point C to the first printing column for STRING\$(5,242).

Lines 1050, 1051, and 1052 print a line 50 red stripe on the train's left end, four cars, and right end, respectively. S3 in statement 1050 moves the print head three six-column spaces. BY;BA;Q4 set the 480-dot graphics mode and move the print head three blank columns.

In this case, BA denotes 42 columns; the first zero of Q4 denotes add zero columns to 42; the last three zeros of Q4 do three blank columns. The rest of the codes in line 1050 print the left-end part of the red stripe to the center of character block 10. Last code Q3 moves the print head to point B, leaving three blank columns to be printed later in solid blue.

Line 1051 prints an 81-column long red stripe plus three blank columns four times. BY;CK;Q1 set the 480-dot graphics mode for 84 columns plus zero columns during each iteration of the statement's For...To loop.

Line 1052 prints the red stripe's right end across line 50's character blocks 67 through 72. BY;B4;Q1 codes set the 480-dot graphics mode for 36 columns. The remaining codes print the columns.

The loop in line 1990 calls line 90 to move the print head to the right seven spaces for ribbon cartridge change.

Brown print/run line 2000 loops through main program routines at lines 35-85, then lines 5-10. The first statement group displays new instructions, redefines P1 and P2 patterns, and reinitializes the printer for Graftrax line spacing. The latter statement pair advances the paper two print lines. Subsequent statements print lines 30 and 60, then advance the paper five lines.

Line 2120 loops through the full-line






Figure 4. Monorail Train five-color art.

printing routine at lines 400 and 401 to print four identical background lines. The code BY;G3;A1 in line 400 sets 480-dot graphics for the 451 columns between points A and D. A loop through main program line 20 starts line 120 by printing six random pattern columns. Code Q6 moves the print head six blank columns to point E. The semicolon after Q6 holds the print head at point E while variable X is zeroed and T is assigned a value of 102.

Line 401 prints four 102-column E to F segments, ending at point G, then prints seven more columns to point D. The statement first loops through line 20 to print 102 random column patterns, moves the print head six blank columns with Q6, then increments X by 1. This cycle repeats until X equals 4. At that point, T is assigned a quantity of six, and a jump to statement 25 prints the seven random column patterns between points G and D.

Figure 3 shows a black and white printout from the Monorail Train Art program, using a black ribbon for all color print runs. (Figure 4 shows a five-color result of the same program.) If you don't plan to get colored ribbons, try your hand at programming black and white art for a single black print run. You can even use P1 or P2 patterns (see Fig. 1) to achieve gray shading in single-run art printouts.

### Printing Grafrax Art

Grafrax color art requires a separate print run for each color. The paper's start point, established for the first print run, must be exactly the same for the remaining print runs. Use 20-pound white bond paper.

Paper edge and fixed index marks provide a fairly accurate means to reposition the paper between print runs. Establish index marks as follows:

- Feed the paper into the printer, and engage its pinfeed holes with the pins of both tractor feed mechanisms.
- Lock the right-hand feed mechanism. Leave the left-hand mechanism un-

#### Listing 2 continued

```
' PRINT 67-72 PLUS ONE COLUMN.
5042 LPRINTQ4;HU;STRING$(5,2)HU;Q3;HU;STRING$(14,2)E2;C2;B2;AI;A
E;A4;A2;A1
5049 ' SPACE 1-3, SET 480-MODE FOR 18 COLUMNS, PRINT 4-6, SPACE
7-10 TO B, ZERO X.
5050 LPRINTS3;BY;AI;Q3;E0;C0;B0;AG;A8;A4;A4;A2;A2;STRING$(6,1
)S4;:X=0
' SET 480-MODE FOR 84 COLUMNS, PRINT SEGMENT B TO C.
DO THIS FOUR TIMES.
5051 LPRINTBY;CK;Q1;QA;E0;E0;E0;Q1;:FORU=1TO6:LPRINTSTRING$(8,12
3)Q1;:NEXT:LPRINTE0;E0;E0;QA;Q3;:X=X+1:IFX<4THEN5051
' SPACE 67-69, SET 480-MODE FOR 19 COLUMNS, PRINT 70-72
PLUS ONE COLUMN.
5052 LPRINTS3;BY;AJ;Q4;STRING$(6,1)A2;A2;A2;A4;A4;A8;AG;B0;C0;E0
5059 ' SET 480-MODE FOR 451 COLUMNS, PRINT LINE 60 FROM A TO D.
5060 LPRINTBY;G3;A1;STRING$(36,80)GG;CG;BG;AG;A8;A4;A2;STRING$(1
7,1)STRING$(168,1)STRING$(14,1)A2;A4;A8;AG;BG;CG;G
G;STRING$(34,80)
5069 ' SET 480-MODE FOR 451 COLUMNS, PRINT FROM A TO E.
5070 LPRINTBY;G3;A1;STRING$(7,144)EV;EG;EG;EV;
' PRINT SEGMENT E TO F FOUR TIMES, ENDING AT POINT G.
5071 FORU=1TO4:LPRINTSTRING$(104,144)EV;EG;EG;EV;:NEXT
' PRINT FROM G TO D.
5072 LPRINTSTRING$(8,144)
5079 ' DEFINE P PATTERN, LOOP FOUR TIMES TO PRINT IDENTICAL
LINES 80, 90, 100, AND 110. (SEE 500.)
5080 P=Q1+Z1+Q2+Z1+Q1:FORX=1TO4:GOSUB500:NEXTX
5119 ' DEFINE P PATTERN, LOOP FOUR TIMES TO PRINT IDENTICAL
LINES 120, 130, 140, AND 150. (SEE 500.)
5120 P=Z1+Q4+Z1:FORX=1TO4:GOSUB500:NEXTX
5159 ' DEFINE P PATTERN, LOOP TO PRINT LINE 160. (SEE 500.)
5160 P=HG+AG+AG+AG+AG+HG:GOSUB500
5989 ' LOOP TO MOVE PRINthead FOR RIBBON CHANGE.
5990 GOSUB90
5999 ' DEFINE CY, LOOP FOR INSTRUCTIONS AND INITIALIZATION OF
PRINTER.
6000 CY="BORDER":GOSUB35
6009 ' SET 480-MODE FOR 451 COLUMNS, PRINT TOP-EDGE BORDER
FROM A TO D.
6010 LPRINTBY;G3;A1;Z1;STRING$(224,128)STRING$(225,128)Z1
6019 ' SET 480-MODE FOR SIX COLUMNS, PRINT ONE FULL AND THREE
BLANK COLUMNS, SPACE 2-75, SET 480-MODE FOR ONE COLUMN,
PRINT FIRST COLUMN OF 76. DO THIS 15 TIMES TO PRINT
LEFT AND RIGHT EDGE BORDERS.
6020 FORU=1TO15:LPRINTBY;A6;Q1;Z1;Q5;SG;S4;BY;A1;Q1;Z1:NEXT
6169 ' SET 480-MODE FOR 451 COLUMNS, PRINT BOTTOM-EDGE BORDER
FROM A TO D.
6170 LPRINTBY;G3;A1;STRING$(225,128)STRING$(226,128)
6989 ' LOOP TO MOVE PRINthead FOR RIBBON CHANGE.
6990 GOSUB90
7999 ' ASSIGN "DONE" TO CY, LOOP THROUGH DONE-FLAG DETECT
STATEMENT 35 TO ART-DONE MESSAGE DISPLAY STATEMENT
8990 OF MAIN PROGRAM.
8000 CY="DONE":GOSUB35
8009 ' NOTE: ADD STATEMENTS 8990-9195 OF PROGRAM LISTING 1.
```



# Learn to Program Like a Professional!

## THE COMPLETE BOOK OF RANDOM ACCESS & DATA FILE PROGRAMMING



**Written for TRS-80™ I, II, & III - IBM™/PC - APPLE™ M/S - OSBORNE™ - HEATH™ - DEC™ - SUPERBRAIN™ - and all Computers using CP/M with Microsoft BASIC™**

The last word on disk random access and file handling techniques, this series is intended for everyone — beginning programmers, businessmen and professionals will learn how to create custom programs to handle inventories, mailing lists, work scheduling, record keeping, and many other tasks, while more experienced programmers will learn advanced, professional programming techniques for faster, more efficient data storage and retrieval.

Although random access file handling is a matter of some complexity, the subject has been treated in a simple and down-to-earth fashion, so that anyone with some small familiarity with programming in Microsoft BASIC will be able to cope with the material. Each stage of learning uses a sample program as a starting point. The programs grow in capability and complexity as the books progress into all of the various aspects of file handling and record manipulation. An extensive effort has been made to keep the material coherent and every program line is explained in detail.

### Volume I BASIC FILE HANDLING

- The writing of a Menu to summarize program functions
- Screen format for data entry
- The creation of a basic record
- The FIELD and LSET routines for buffer preparation
- Disk storage of random access records
- Changing or editing stored records
- The LPRINT capability from disk using three different formats
- Sorting the random file
- Searching by name or key field
- Search in "next" or "prior" fashion
- Purging deleted records
- Using disk file data for calculations
- Future expansion of data fields
- Using flags to prevent program crashes
- Date setting, printer on-line and many other routines to make a program run like a commercially written program

VOLUME I ..... \$29.95  
 Option Vol. I Program Disk  
 TRS-80 Model I/III ..... \$28.50  
 TRS-80 Model II ..... \$32.50

### Volume II ADVANCED FILE HANDLING TECHNIQUES

- Relational database programming
- Comprehensive self-balancing accounting system with printouts
- Hashcoded data file manipulation — (probably the fastest method of data retrieval). Hashing the input key and recovery method explained
- Span-blocking techniques allow creation of records longer than 256 bytes without wasted space
- Blocking & Deblocking
- Shell-Metzner sort
- In-place screen editing
- Recovery of deleted record space
- Alpha-index record retrieval
- Fast machine language/BASIC sort
- Linked list record structure and sort-merge, deleted record removal and file reorganization
- Multi-key file reorganization and record searching

VOLUME II ..... \$29.95  
 Optional Vol. II Program Disk  
 TRS-80 Model I/II/III ..... \$49.95

# COMPUTRONICS!

50 N. PASCACK ROAD  
 SPRING VALLEY, NEW YORK 10977



**NEW TOLL-FREE  
 ORDER LINE**

**DEALER INQUIRIES WELCOME**  
**(800) 431-2818**

**24 HOUR  
 ORDER LINE**  
**(914) 425-1535**

### 30-DAY MONEY BACK GUARANTEE

\*\*\* ALL PRICES & SPECIFICATIONS SUBJECT TO CHANGE \*\*\*  
 DELIVERY SUBJECT TO AVAILABILITY

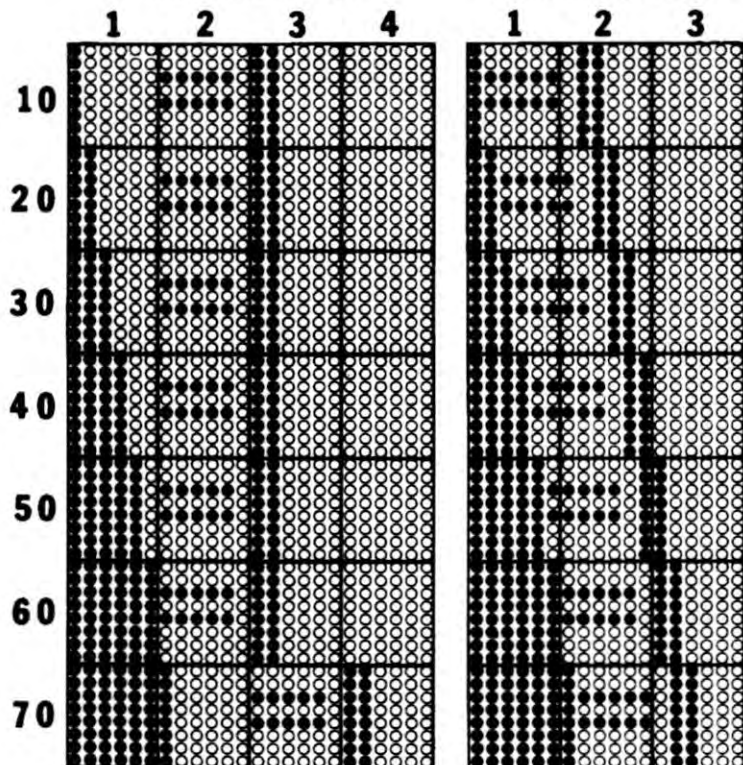
★ ADD ★

ADD \$3.00 FOR SHIPPING IN UPS AREAS  
 ADD \$4.00 FOR C.O.D. OR NON-UPS AREAS  
 ADD \$5.00 TO CANADA & MEXICO  
 ADD PROPER POSTAGE OUTSIDE OF U.S.  
 CANADA & MEXICO

(OUTSIDE OF N.Y. STATE)

### GRAFTRAX-80

### GRAFTRAX-PLUS



Spacing Test Fill-in Program

```

1010 LPRINTBY;A1;Q1;Z1;BT;BY;A2;Q1;Z2
1020 LPRINTBY;A2;Q1;Z2;BT;BY;A2;Q1;Z2
1030 LPRINTBY;A3;Q1;Z3;BT;BY;A2;Q1;Z2
1040 LPRINTBY;A4;Q1;Z4;BT;BY;A2;Q1;Z2
1050 LPRINTBY;A5;Q1;Z5;BT;BY;A2;Q1;Z2
1060 LPRINTBY;A6;Q1;Z6;BT;BY;A2;Q1;Z2
1070 LPRINTBY;A7;Q1;Z7;BT;BY;A2;Q1;Z2
    
```

Note: Code BT is used instead of S! (Space) to print the equals sign for clarity.

Figure 5. Graftrax spacing characteristics.

with the fixed index mark. If you pass the fixed mark even slightly, backfeed the paper about 1/2 inch (don't forget the gentle backward pull) and try aligning the index marks again.

Don't pull on or move any part of the paper during a color print run. Let the tractor feed mechanism advance the paper normally. Any external tension on the paper may shift the slight clearance around feed pins and skew it out of alignment. Sudden misalignment causes horizontal or vertical streaking.

Displayed messages identify the color printed. When the last print run ends, you'll get a message to that effect.

Clean the print head before doing another printout that starts with a light-colored ribbon. Fold a piece of smooth firm paper towel into three layers and crease them into a U shape. With ribbon removed, slip the towel's U-creased area between the print head and its ribbon guide. Wait a few seconds and remove the towel. Repeat this action with an unused part of the towel until it comes out clean.

Flatten and smooth a color art printout with a wavy surface in two ways: Place it between two pieces of clean paper and press with a clothing iron set on low heat, or place it under a stack of magazines overnight.

### Running the Program

To merge a color art program (Listings 2-4) with the main program (Listing 1), first save the color art program in ASCII format (SAVE "file/BAS",A). Run the program; when the message Coding in Progress appears on the screen, press and hold the space bar while the program steps through the printer codes. When the coding is complete, the program prompts you through the color art printing process.

### Doing Your Own Art

Graftrax color art requires suitable sketching material, colored pencils or pens, and color ribbon cartridges. You'll need a sheet of graph paper to lay out your art sketch. Green- or black-lined paper with six or eight squares per 1/2 inch is ideal. Avoid blue-lined paper; it doesn't reproduce on most copiers. Get an 11- by 17-inch sheet for copying convenience.

Using a black ball-point or nylon tip pen, line the graph paper so that it's six squares wide by eight squares tall. See the layout sheet in Fig. 2 for examples.

Number the six-column blocks consecutively, starting with the topmost left-hand block. Number the lines in increments of 10. Allowing a 3/8-inch




Figure 6. Bird of Prey five-color art.

# COMPUTRONICS INC.

•• EVERYTHING FOR YOUR TRS-80™ • ATARI™ • APPLE™ • PET™ • CP/M™ • XEROX™ • IBM™ • OSBORNE™ •••

\* TRS-80 is a trademark of the Radio Shack Division of Tandy Corp. • ATARI is a trademark of Atari Inc. • APPLE is a trademark of Apple Corp. • PET is a trademark of Commodore  
\* CP/M is a trademark of Digital Research • XEROX is a trademark of Xerox Corp. • IBM is a trademark of IBM Corp. • OSBORNE is a trademark of Osborne Corp.



## BUSINESS PAC 100

### 100 Ready-To-Run Business Programs

★ All orders processed within 24-Hours  
★ 30-Day money back guarantee

(ON CASSETTE OR DISKETTE).....Includes 128 Page Users Manual.....  
Inventory Control.....Payroll.....Bookkeeping System.....Stock Calculations.....  
Checkbook Maintenance.....Accounts Receivable.....Accounts Payable.....

#### BUSINESS 100 PROGRAM LIST

NAME	DESCRIPTION
1 RULE78	Interest Apportionment by Rule of the 78's
2 ANNU1	Annuity computation program
3 DATE	Time between dates
4 DAYYEAR	Day of year a particular date falls on
5 LEASEINT	Interest rate on lease
6 BREAKEVN	Breakeven analysis
7 DEPRSL	Straightline depreciation
8 DEPRSY	Sum of the digits depreciation
9 DEPRDB	Declining balance depreciation
10 DEPRDDB	Double declining balance depreciation
11 TAXDEP	Cash flow vs. depreciation tables
12 CHECK2	Prints NEBS checks along with daily register
13 CHECKBK1	Checkbook maintenance program
14 MORTGAGE/A	Mortgage amortization table
15 MULTMON	Computes time needed for money to double, triple, etc.
16 SALVAGE	Determines salvage value of an investment
17 RRVARIN	Rate of return on investment with variable inflows
18 RRCONST	Rate of return on investment with constant inflows
19 EFFECT	Effective interest rate of a loan
20 FVAL	Future value of an investment (compound interest)
21 PVAL	Present value of a future amount
22 LOANPAY	Amount of payment on a loan
23 REGWITH	Equal withdrawals from investment to leave 0 over
24 SIMPDISK	Simple discount analysis
25 DATEVAL	Equivalent & nonequivalent dated values for oblig.
26 ANNUDEF	Present value of deferred annuities
27 MARKUP	% Markup analysis for items
28 SINKFUND	Sinking fund amortization program
29 BONDVAL	Value of a bond
30 DEplete	Depletion analysis
31 BLACKSH	Black Scholes options analysis
32 STOCVAL1	Expected return on stock via discounts dividends
33 WARVAL	Value of a warrant
34 BONDVAL2	Value of a bond
35 EPSEST	Estimate of future earnings per share for company
36 BETAALPH	Computes alpha and beta variables for stock
37 SHARPE1	Portfolio selection model-i.e. what stocks to hold
38 OPTWRITE	Option writing computations
39 RTVAL	Value of a right
40 EXPVAL	Expected value analysis
41 BAYES	Bayesian decisions
42 VALPRINF	Value of perfect information
43 VALADINF	Value of additional information
44 UTILITY	Derives utility function
45 SIMPLEX	Linear programming solution by simplex method
46 TRANS	Transportation method for linear programming
47 EOQ	Economic order quantity inventory model
48 QUEUE1	Single server queuing (waiting line) model
49 CVP	Cost-volume-profit analysis
50 CONDPFOT	Conditional profit tables
51 OPTLOSS	Opportunity loss tables
52 FQOQ	Fixed quantity economic order quantity model
53 FQEOWSH	As above but with shortages permitted
54 FQEQPB	As above but with quantity price breaks
55 QUEUECB	Cost-benefit waiting line analysis
56 NCFANAL	Net cash-flow analysis for simple investment
57 PROFIND	Profitability index of a project
58 CAP1	Cap. Asset Pr. Model analysis of project

59 WACC	Weighted average cost of capital
60 COMBPAL	True rate on loan with compensating bal. required
61 DISCBAL	True rate on discounted loan
62 MERGANAL	Merger analysis computations
63 FINRAT	Financial ratios for a firm
64 NPV	Net present value of project
65 PRINDLAS	Laspeyres price index
66 PRINDPA	Paasche price index
67 SEASIND	Constructs seasonal quantity indices for company
68 TIMETR	Time series analysis linear trend
69 TIMEMOV	Time series analysis moving average trend
70 FUPRINF	Future price estimation with inflation
71 MAILPAC	Mailing list system
72 LETWRT	Letter writing system-links with MAILPAC
73 SORT3	Sorts list of names
74 LABEL1	Shipping label maker
75 LABEL2	Name label maker
76 BUSBJD	DOME business bookkeeping system
77 TIMECLCK	Computes weeks total hours from timeclock info.
78 ACCTPAY	In memory accounts payable system-storage permitted
79 INVOICE	Generate invoice on screen and print on printer
80 INVENT2	In memory inventory control system
81 TELDIR	Computerized telephone directory
82 TIMJSAN	Time use analysis
83 ASSIGN	Use of assignment algorithm for optimal job assign.
84 ACCTREC	In memory accounts receivable system-storage ok
85 TERMSPAY	Compares 3 methods of repayment of loans
86 PAYNET	Computes gross pay required for given net
87 SELLPR	Computes selling price for given after tax amount
88 ARBCOMP	Arbitrage computations
89 DEPRSF	Sinking fund depreciation
90 UPSZONE	Finds UPS zones from zip code
91 ENVELOPE	Types envelope including return address
92 AUTOEXP	Automobile expense analysis
93 INSFIL	Insurance policy file
94 PAYROLL2	In memory payroll system
95 DILANAL	Dilution analysis
96 LOANAFD	Loan amount a borrower can afford
97 RENTPRCH	Purchase price for rental property
98 SALELEAS	Sale-leaseback analysis
99 RRCONVD	Investor's rate of return on convertible bond
100 PORTVAL9	Stock market portfolio storage-valuation program

TRS-80 Cassette Version \$99.95

TRS-80 (Mod-I or III), Pet, Apple or Atari Versions \$99.95

TRS-80 Mod-II, IBM, Osborne and CP/M Versions \$149.95

ADD \$3.00 FOR SHIPPING IN UPS AREAS  
ADD \$4.00 FOR C.O.D. OR NON-UPS AREAS  
ADD \$5.00 TO CANADA AND MEXICO  
ADD PROPER POSTAGE OUTSIDE OF U.S., CANADA AND MEXICO

**COMPUTRONICS**  
MATHEMATICAL APPLICATIONS SERVICE

50 N. PASCACK ROAD  
SPRING VALLEY, NEW YORK 10977

**ASK FOR OUR 64-PAGE CATALOG**  
DEALER INQUIRIES INVITED

**NEW TOLL-FREE ORDER LINE**  
(OUTSIDE OF N.Y. STATE)  
**(800) 431-2818**

**24 HOUR ORDER LINE**  
**(914) 425-1535**

AMERICAN EXPRESS  
VISA  
Master Charge

ALL PRICES & SPECIFICATIONS SUBJECT TO CHANGE  
DELIVERY SUBJECT TO AVAILABILITY

**The Statistician**  
Version 2.0

**NEW**  
First in its Class and Looking for Work.

TRS-80 1, 2, 3, 4, 12, 16  
CPM XENIX

- \* Multiple Regression Stepwise Ridge All Subsets Backward Elimination
- \* Time Series Analysis
- \* Descriptive Statistics
- \* Transformations
- \* Survey Research
- \* Nonparametrics
- \* XY Plots
- \* ANOVA
- \* Random Samples
- \* Data Base
- \* Search & Sort
- \* Hypothesis tests

Please call **TOLL FREE**  
**1-800-334-0854 (Ext. 814)**



for more information or write  
Quant Systems -194  
Box 628  
Charleston, SC 29402  
VISA/M/C Accepted

**YOUR TRS-80\*  
SPECIALISTS  
IN CANADA**



SOFTWARE FROM  
ADVENTURE INTERNATIONAL  
APPARAT INC.  
BIG FIVE  
CORNSOFT  
MED SYSTEMS  
FANTASTIC SOFTWARE  
INFOCOM  
AND MORE

EPSON PRINTERS  
DISK DRIVES  
BOOKS  
MODEL I LOWER CASE MOD

WRITE OR PHONE FOR A FREE CATALOGUE

**CMD MICRO**

10447 - 124 STREET -181  
EDMONTON, ALBERTA  
T5N 1R7  
PHONE 403 - 488-7109

VISA & MASTERCARD ACCEPTED  
\*TRS-80 IS A TRADEMARK OF TANDY CORP

Listing 3 continued from p. 154

127Ø LPRINTS4;BY;A6;Q1;A3;A3;A4;A4;A3;A3;S4;BY;A6;Q1;A4;AE;AH;AH;AE;A4;S6;BY;AM;Q6;AE;AU;BU;DS;HS;HO;HO;HG;HG;HØ;HØ;GØ;GØ;EØ;EØ

128Ø LPRINTS4;BY;A6;Q1;EØ;EØ;CØ;CØ;EØ;EØ

129Ø LPRINTTAB(31)EY;C2;D9;DI;D4;S1;DF;D6;S1;CG;DI;D5;DP;EX

13ØØ LPRINTS9;BY;A6;Q1;A8;AS;B2;B2;AS;A8

199Ø GOSUB9Ø

2ØØØ CY="BROWN":GOSUB35:T=9:GOSUB1Ø:P=A2+A1+A2+A1+A2+A1

21ØØ LPRINTTAB(41)BY;A4;Q1;A2;A4;A8;BØ

211Ø T=114:LPRINTS2;BY;A9;A1;:GOSUB2Ø:LPRINTCK;HK;E8;B8;BG;FG;BØ;EØ;Q3;A1;A3;A3;A7;AR;AI;BL;BP;:T=3Ø:GOSUB2Ø:LPRINTFG;BØ;GØ;EØ;Q7;A1;A2;A5;A7;AI;BL;:T=9:GOSUB2Ø

2111 LPRINTD1;E2;D4;CK;FG;BG;CØ;EØ;EØ;Q3;A1;A2;A1;P;P;A2;A1;A2;A5;A2;A5;A2;A5;AQ;AL;AQ;AL;BA;CK;B8;CK;EK;B3;:T=3Ø:GOSUB25

212Ø T=1Ø4:LPRINTS2;BY;FQ;Q1;:GOSUB2Ø:LPRINTF2;GC;AS;D8;FØ;CØ;GO;EØ;Q3;A1;A2;A5;A3;AT;A2;BO;A8;:T=29:GOSUB2Ø:LPRINTF2;GC;AS;D8;FØ;EØ;QA;Q1;A9;AJ;BL;FC;FQ;GH;DF;D1;C8;CK;FG;CG;CG;BØ;CØ;EØ;EØ;S2;BY;C3;Q1;EØ;CØ;EØ;CØ;EØ;CØ;EØ;CØ;EØ;CØ;FØ;CØ;FØ;CØ;FØ;CØ;FØ;CG;2121 LPRINTFØ;CG;FØ;CG;FØ;CØ;FØ;CØ;FØ;CØ;EØ;:T=37:GOSUB25

213Ø T=94:LPRINTS2;BY;F8;Q1;:GOSUB2Ø:LPRINTH2;CK;BO;G8;EG;CØ;GO;EØ;Q3;A1;A2;A5;A4;AF;AK;CJ;:T=24:GOSUB2Ø:LPRINTD8;CG;CØ;STRINGS(5,128)HØ;BK;G8;CG;CØ;EØ;Q9;A2;A8;A4;BK;B8;HØ;EG;FØ;HØ;S8;BY;BH;Q1;A7;AQ;BI;CL;:T=44:GOSUB25

214Ø T=86:LPRINTS2;BY;EG;Q1;:GOSUB2Ø:LPRINTHG;BØ;EØ;CØ;EØ;Q7;A1;AE;AL;CL;:T=27:GOSUB2Ø:LPRINTCD;CO;FC;A8;E4;CØ;CL;F8;B8;AG;BO;BO;Q3;SA;BY;BT;Q1;A1;A2;A2;A3;AE;A9;BE;B5;DV;:T=51:GOSUB25

215Ø T=76:LPRINTS2;BY;EG;Q1;:GOSUB2Ø:LPRINTFØ;GC;CØ;EØ;Q7;A1;A2;A3;A4;A9;AU;BA;CL;:T=32:GOSUB2Ø:LPRINTFC;A1;A1;A1;A1;A2;A6;AE;AO;BV;BV;BV;Z1;JU;HS;AG;BØ;AG;S8;BY;C9;Q1;EØ;AG;A1;A1;A1;A2;A5;A9;AN;DO;:T=62:GOSUB25

216Ø T=63:LPRINTS2;BY;DO;Q1;:GOSUB2Ø:LPRINTBK;F8;HO;CG;FØ;CØ;STRINGS(6,128)A1;A1;A2;A1;A5;A6;A9;BA;CL;:T=33:GOSUB2Ø:LPRINTF8;C8;FØ;S2;BY;A6;Q5;A1;A5;S8;BY;CF;Q1;A1;A2;A7;A3;A9;AK;B8;:T=71:GOSUB25

217Ø T=52:LPRINTS2;BY;DC;Q1;:GOSUB2Ø:LPRINTFA;CK;E8;HG;CG;DØ;EØ;EØ;Q6;A1;A2;A1;A2;A4;A3;AQ;:T=33:GOSUB2Ø:LPRINTFC;FO;S3;BY;AI;Q3;A1;A2;A5;BA;CL;FA;CL;F8;CG;Q7;S5;BY;CR;Q1;A1;A1;A1;A2;A4;A9;AQ;AL;BI;CL;:T=8Ø:GOSUB25

218Ø T=42:LPRINTS2;BY;DC;Q1;:GOSUB2Ø:LPRINTCK;HK;E8;B8;BG;FG;BØ;EØ;Q9;A5;AQ;AL;CJ;DA;:T=38:GOSUB2Ø:LPRINTBØ;EØ;Q4;S2;BY;AI;Q1;A1;A2;A5;BA;CL;FA;P1;CK;F1;Q4;S5;BY;D1;Q1;A3;A4;A9;AQ;B5;DJ;:T=9Ø:GOSUB25

219Ø T=32:LPRINTS2;BY;D6;Q1;:GOSUB2Ø:LPRINTHK;E8;B8;BG;EG;CØ;EØ;Q9;A1;A1;A2;A8;AD;AL;BN;:T=39:GOSUB2Ø:LPRINTGA;CK;BO;FØ;CØ;EØ;Q2;S2;BY;AI;Q1;A5;A2;AL;FA;CL;FA;P1;CL;FA;CL;FA;CK;F1;S5;BY;D7;Q1;A4;B2;:T=1ØØ:GOSUB25

22ØØ T=25:LPRINTS2;BY;CQ;Q1;:GOSUB2Ø:LPRINTHG;BØ;GO;E1;A2;A1;A5;A4;A2;A9;AR;A8;AO;A2;A1;A8;A9;AE;A2;A4;AH;BP;:T=38:GOSUB2Ø:LPRINTA;HK;CO;BO;GØ;S4;BY;AI;Q1;EØ;BØ;C4;AG;C4;F1;CK;F8;CK;FA;CK;FA;CK;FA;CG;E4;BØ;A1;S6;BY;D1;Q1;FØ;AG;HG;:T=93:GOSUB25

221Ø T=78:LPRINTS2;BY;CK;Q1;:GOSUB2Ø:LPRINTDK;CK;DØ;CØ;EØ;EØ;S2;BY;B4;Q1;A2;A5;A3;AP;DJ;:T=6:GOSUB2Ø:LPRINTBP;A9;A8;A2;STRINGS(1Ø,1)A2;A2;A7;A4;A1;AE;AG;AG;BØ;CØ;EØ;S2;BY;DP;Q5;A2;A5;AQ;CL;FA;A8;BØ;QA;Q6;:T=93:GOSUB25

222Ø T=68:LPRINTS2;BY;C8;Q1;:GOSUB2Ø:LPRINTFC;G4;B8;EG;S3;BY;B4;Q1;A9;AI;BO;:T=28:GOSUB2Ø:LPRINTBK;EO;BØ;EØ;EØ;S3;BY;DP;Q1;A9;AL;B4;EO;CG;BØ;EØ;Q8;A1;A4;A2;A3;A2;AG;A4;A3;A8;AS;BP;:T=94:GOSUB25

223Ø T=61:LPRINTS2;BY;DO;Q1;:GOSUB2Ø:LPRINTTEC;CG;BØ;CG;EØ;A1;A2;A4;A2;A5;A6;A5;AQ;A1;A8;A7;AQ;BL;B8;:T=34:GOSUB2Ø:LPRINTTE6;C8;BG;GØ;CØ;EØ;S3;BY;DV;Q1;A8;AG;CG;F8;A8;BØ;EØ;Q9;A2;A5;BP;:T=1Ø7:GOSUB25

224Ø T=12:LPRINTS2;BY;DI;Q1;:GOSUB2Ø:LPRINTFØ;BØ;CØ;CG;EG;HG;:T=9Ø:GOSUB2Ø:LPRINTC8;GØ;BØ;EØ;AG;BØ;S5;BY;DP;Q1;A8;A1;AS;BJ;B2;CM;D4;DA;:T=112:GOSUB25

225Ø T=12:LPRINTS2;BY;DC;Q1;:GOSUB2Ø:LPRINTQ6;:T=12:GOSUB2Ø:LPRINTBO;:T=7Ø:GOSUB2Ø:LPRINTC8;EG;DØ;CØ;EØ;A8;AG;S2;BY;EH;Q4;A1;A2;A7;PB;AL;AN;AJ;A6;A1;Q9;A1;A2;A1;AG;A1;AE;:T=118:GOSUB25

226Ø T=8:LPRINTS2;BY;A9;A1;:GOSUB2Ø:LPRINTC2;EØ;A1;EØ;Q6;A1;EØ;E1;EØ;E1;G2;A3;C1;E2;F5;Q4;:T=62:GOSUB2Ø:LPRINTBC;CK;CG;GØ;BØ;EØ;

Listing 3 continued

blank margin, an 11- by 17-inch sheet with eight squares per 1/2 inch accommodates 20 lines of 42 blocks each. A sheet with six squares per 1/2 inch accommodates 15 lines of 32 blocks each.

Take your newly completed layout sheet to the nearest quick-print shop and make several copies. Save the original for more copies when needed. Work with the copies. You can tape two or more copies together for larger art sketches.

Using a pencil, lightly sketch your intended art's foreground, background, and art shapes. Since graph paper has a 1-1 ratio, vertically elongate all art shapes by about 20 percent. The extra height compensates for the print head's foreshortening effect, which prints at a 1-1.2 ratio of 60 dots per inch horizontally and 72 dots per inch vertically.

To print a nearly perfect circle, for example, you must sketch a 50-degree ellipse on a graph paper layout sheet. That's an oval six squares tall for every five squares in width. The layout sheet in Fig. 2 has dot circles spaced at a 1-1.2 ratio for true reproduction of the art sketch upon printout.

When your sketch looks good, put a color dot in the squares that make up the art shapes. There's no need to dot every square of a full-column pattern. A vertical line through the column will do. No need to fully color a solid or background area either. Outline solid areas with their respective colors. Mark blocks of shaded areas with pattern string designators (like P1, Fig. 1), then simulate the pattern with alternately spaced color dots adjacent to art shapes. See Program Listing 2 statement 3050 and Fig. 2 print line 50 for an example. The statement prints three blue P1 patterns, then 12 simulated column patterns to shade blocks 1-5 in line 50. The simulated pattern codes shade the sky portions in blocks 4 and 5.

The same technique applies to random column pattern backgrounds. Just fake some random patterns in partial background areas around an art shape. Your art sketch is ready for color-run programming when all its color areas are marked, outlined, or filled in.

A numbered guide strip or scale with six-column spacing marks simplifies the programming task. Cut the bottom line of blocks off a layout sheet copy, then paste or tape it along the edge of a cardboard strip. Number the guide strip's blocks consecutively, starting with 1 at its left-hand end. Place the finished guide strip below the art sketch line to be coded. Use it to get quick counts of consecutive spaces, columns, and pattern strings.

## GOOD NEWS FOR EPSON MX-80 and RX-80 OWNERS

### MICRO-GRIP FRICTION FEED

Add inexpensive friction feed to your MX 80 or RX 80. Easily installed with screwdriver, no soldering. Does not disturb tractor feed. Also fits printers based on Epson design such as IBM PC, Commodore and HP Dot Matrix printers.



Wt. 1 lb. ONLY \$39.95/ea.

### CARTRIDGE RIBBONS FOR

EPSON MX 70/80	\$5.00/ea.	RS LP III V	\$5.85/ea.
EPSON MX 100	9.75/ea.	RS LP VI VIII	7.00/ea.
RS Daisy Wheel II M/S	5.75/ea.	RS DMP 400	5.50/ea.
RS LP I IV (Zip Pack)	2.75/ea.	DIABLO Hylite II M/S	4.50/ea.
RS LP I II IV (Cart.)	5.85/ea.	OKIDATA 84	5.00/ea.



### COMPUTER PAPER MINI PACKS

9 1/2 x 11" Blank 20 lb 1 pt. 1000/ctn. (Extra fine perforations r & l) ONLY \$16.25/ctn.

14 7/8 x 11 1/2 Green Bar 15 lb 1 pt. 1500/ctn. ONLY \$25.00/ctn.

### STANDARD PACKAGING

9 1/2 x 11" Blank 15 lb 1 pt. 3300/ctn. ONLY \$26.00/ctn.

14 7/8 x 11 1/2 Green Bar 15 lb 1 pt. 3500/ctn. ONLY \$40.00/ctn.

### PRESSURE SENSITIVE LABELS

ONE ACROSS 3 1/2 x 15 1/6 ONLY \$2.70/M

Order in increments of 5,000

## ALL COMPUTER SUPPLIES AT DISCOUNT PRICES

### TERMS AND CONDITIONS

We require a minimum order of \$10.00, not including shipping charges. Prices effective 7/83 and subject to change without notice. To keep prices competitive we operate on a cash basis. Credit extended to Federal agencies, but a letter of credit on hand and individuals send payment with order. Our prices DO NOT include shipping. No C.O.D. orders accepted. We ship via UPS or other freight you decide. Street address, zip code, ship to, P.O. box, freight charges, added to credit card payments. No other credit is required without proof. We have authorization from U.S. Merchants and Processors, Inc. to accept VISA and MasterCard. All orders are subject to 25% restocking charge and limited to one per person. Mass. residents add 5% sales tax.



Send for our Free Brochure of Computer Supplies. Ask for Catalog No. DP-50.



## BILL COLE ENTERPRISES, INC.

P.O. BOX 60 • DEPT. 80/11 WOLLASTON, MA 02170-0060 617-963-5510  
For Credit Card Orders ONLY! Call Toll Free 1-800-225-8249

180



### CENTRONICS 101A

- 164 cps ASCII 9 x 7 dot matrix
- tractor feed (adjustable to 15")
- Centronics parallel
- interfaces available (call for prices)
- shipping wt. 120 lbs.
- \$225.00 upper case only
- \$350.00 w/ case & graphics
- all prices f.o.b. our warehouse



### SHUGART 8" DISK DRIVE

- 55.00
- Model 800-2
- requires 115 VAC (24VDC + 5VDC - 5VDC)
- \$140.00 (new)
- \$100.00 (used) limited usage
- shipping wt. 16 lbs.
- all prices f.o.b. our warehouse



### CONRAC MONITOR

- 9 inch, P4 phos.
- 80 x 24 characters
- composite video in (RCA phono)
- controls in front panel
- shipping wt. 30 lbs.
- \$45.00 f.o.b. our warehouse



### DUAL DISK DRIVE CABINET

- FITS ALL Shugart 800 series
- 115 VAC motor supply & all cables
- shipping wt. 30 lbs.
- \$50.00 f.o.b. our warehouse

### CONRAC RGB MONITOR

- 19 inch
- 80 x 24 characters—500 line res.
- no cabinet
- shipping wt. 75 lbs.
- RGB video in \$475.00
- composite video in \$575.00
- all prices f.o.b. our warehouse



1229 S. Napa St. Philadelphia PA 19146  
Phone: (215) 468-4645 • (215) 468-7891



376

Pa. residents add 6% sales tax. All prices f.o.b. our warehouse. All products carry a replacement warranty. All merchandise accurate as to description to the best of our knowledge.

## Listing 3 continued

```

B0;C0;B0;B0;B0;Q6;A1;A2;A1;A2;A2;A1;A1;A6;AR;BP;CJ;:T=142:GOSUB2
5
2270 T=12:LPRINTS2;BY;A9;A1;:GOSUB20:LPRINTQ6;:T=12:GOSUB20:LPRIN
TBE;:T=11:GOSUB20:LPRINTQ6;:T=42:GOSUB20:LPRINTB1;G1;E2;A1;A8;A
2;AQ;A4;AL;B3;CM;CD;:T=162:GOSUB25:P=EC+AK+FS+AK+H4+CCK
2280 T=12:LPRINTS2;BY;A9;A1;:GOSUB20:LPRINTA7;A3;A6;AE;A3;AF;:T=
21:GOSUB20:LPRINTGA;H6;H2;Q6;H6;GA;H2;AM;BC;:T=6:GOSUB20:LPRINTH
G;HO;:T=107:GOSUB20:T=14:GOSUB15:T=12:GOSUB25
2290 T=39:LPRINTS2;BY;F8;Q1;:GOSUB20:LPRINTA9;AR;AE;Q6;AE;A9;AR;
A8;AV;BA;AN;BU;BL;C8;A7;A3;A1;E3;:T=106:GOSUB20:LPRINTSA;S4;BY;A
D;Q1;:T=12:GOSUB25:P=BN+AT+BD+BL+BB+AM
2300 T=42:LPRINTS2;BY;A9;A1;:GOSUB20:LPRINTQ6;:T=120:GOSUB20:T=1
4:GOSUB15:T=12:GOSUB25
2310 T=43:LPRINTS2;BY;A9;A1;:GOSUB20:LPRINTBP;CJ;:T=219:GOSUB25
2320 P=C0+G0+G0:T=88:LPRINTS2;BY;A9;A1;:GOSUB15:LPRINTG0
2990 GOSUB90
3000 CY="BLUE":GOSUB35:GOSUB5:P=P1
3030 T=44:LPRINTS2;BY;A9;A1;:GOSUB15:LPRINTCL
3040 T=36:LPRINTS2;BY;A9;A1;:GOSUB15:LPRINTCL;FA;CL;FA;CK;F8;CG;
F0;CG;F0;C0;E0;C0;E0;C0;E0;C0;E0;C0;E0;C0;E0;C0;E0;CG;F8;CG;F8;C
K;FA;P;P;P;CL
3050 T=36:LPRINTS2;BY;A9;A1;:GOSUB15:LPRINTCL;F8;QB;Q9;E0;C0;F0;
CG;FA;P;P;CL
3060 T=36:LPRINTS2;BY;GO;Q1;:GOSUB15:LPRINTS6;BY;AD;Q2;E0;CG;FA;
CL;FA;P;CL
3070 T=26:GOSUB300:LPRINTCM;FC;CK;FC;CO;F8;CO;FG;CG;F0;D0;F0;D1;
G2;F3;EA;EL;FA;P;P;P;P;P;P;A5;A2;Q4;S5;BY;AD;Q4;FA;CL;FA;P;CL
3080 T=24:GOSUB300:LPRINTCL;FA;CL;FA;CL;F4;CG;FG;F0;EG;EG;AG;AG;
AI;AH;B2;C5;EA;A5;BA;CL;FA;CL;FA;P;P;P;P;P;P;P;P;P;CL;FA;CL;FA;A5;
AQ;S5;BY;AD;Q3;A5;FA;CL;FA;P;CL
3090 T=23:GOSUB300:LPRINTCK;F8;CG;F8;CG;F9;A2;A4;A4;A8;A2;A1;A2;
EA;AL;BA;CL;FA;:T=9:GOSUB15:LPRINTCL;FA;CM;FC;CK;F8;CG;FG;D0;G0;
C0;E0;S4;BY;AJ;Q1;A1;A2;A1;A2;A5;BA;P;P;CL
3100 T=21:LPRINTS2;BY;GI;Q1;:GOSUB15:LPRINTCL;FD;CR;FH;D1;F1;C1;
EL;A1;A2;A1;A2;A5;AQ;AL;BA;CL;FA;P;P;P;P;P;CL;FB;CN;FB;CM;FC;CK;FC
;CK;FC;CK;F8;CO;F8;CP;FB;CL;FA;P;P;CL;FB;CM;FA;CK;F8;CG;FG;D0;G0;
C0;E0;S4;BY;AV;Q1;A1;A2;A1;AQ;CL;FA;P;P;P;P;CL
3110 LPRINTTAB(20)BY;AI;Q6;A1;A2;A2;A4;A8;AG;AG;B0;C0;E0;E0;Q2;S
5;BY;BQ;Q4;A1;A2;A4;A8;A8;AG;B0;C0;G0;C0;C0;C0;C0;STRING$(9,128)
Q6;A1;A1;A2;A2;A4;A6;EA;AI;B2;C2;E2;E2;STRING$(5,4)STRING$(5,8)S
TRINGS(5,16)
3120 LPRINTTAB(19)BY;AI;Q1;A1;A1;A2;A4;A4;A8;AG;B0;B0;C0;C0;STRIN
GS(7,64)S5;BY;C8;Q1;A1;A1;A2;A4;A8;AG;B0;C0;G0;STRING$(13,64)E0
;A1;A1;A1;A2;A4;A4;A8;A9;AH;AI;B4;C4;C8;EG;AG;B0;B0;C0;E0;E0;
3121 LPRINTQ3;A1;A2;A2;A2;A4;A8;AO;AG;B0;B0;C0;E1;A1;A2;A4;A4;A8
;AG;B0;C0;E0;A1;A2;A4;A8;AG
3130 LPRINTTAB(17)BY;AO;Q3;A1;A1;A2;A4;A8;A8;AG;B0;D0;F0;STRING$(
9,32)Q3;S5;BY;C9;Q1;A1;A4;A8;AC;B8;C8;E8;STRING$(8,8)A9;A2;A2;A
2;A4;A4;A8;AG;AH;AH;B2;B2;C4;E3;E8;AG;B0;C0;C0;E0;Q3;A1;A1;
3131 LPRINTA2;A4;E0;B0;A1;AG;B0;B0;C0;E0;E0;A2;A8;A4;A8;AO;AG;B0
;B0;C0;E0;E1;A1;A2;A4;A4;A8;AG;B0;B0;C0;E0
3140 LPRINTTAB(15)BY;AO;Q5;A1;A2;A4;A4;A8;AG;B0;B0;C0;E9;STRING$(
6,9)Q4;S4;BY;CG;Q4;A1;A3;STRING$(5,1)A2;G4;G8;E0;QA;Q2;A1;A1;A2
;A2;A4;E4;E8;A8;AG;AG;B0;B0;C0;E0;E0;Q2;A1;A1;A2;A2;A4;A4;A8;A8;
AG;B0;C0;C0;E0;E1;QA;Q3;A2;A4;A8;AG;AG;B0;C0;E0
3150 LPRINTTAB(14)BY;AI;Q1;A1;A2;A4;A8;AG;AI;B2;C2;E2;A3;A2;A6;A
6;A5;Q4;S6;BY;A6;Q1;A1;Z4;E0;S2;BY;BG;Q1;A8;AG;B0;B0;C0;C0;E0;E0
;Q4;A1;A1;A2;A4;A4;A8;AG;AG;B0;B0;C0;E0;E0;A1;A1;A2;A2;A4;A8;A8;
AG;B0;B0;C0;E0;E0;A1;A1;A2;A4;A4;A8;AG;B0;B0;C0
3160 LPRINTTAB(12)BY;AO;Q3;A1;A2;A4;A4;A8;AG;B0;C0;E0;A1;E0;E0;E
0;A8;A0;B0;C0;C0;E0;B0;B0;C0;S5;BY;C4;Q1;A2;A4;A8;AG;A1;A2;A4;A8
;AO;B8;C8;E8;STRING$(12,8)Q5;A1;A1;A2;A4;A4;A8;AG;AG;AG;B0;C0;C0
;E0;E0;A1;A1;A2;A4;A8;A3;AG;AG;B0;C0;C0;E0
3161 LPRINTQ1;A1;A2;A2;A4;A4;A8;AG;AG;B0;C0;C0;E0
3170 LPRINTSA;BY;AO;Q4;A1;A2;A4;A4;A8;AG;B0;C0;C0;STRING$(12,128)
)S6;BY;BU;Q1;A4;A2;A1;A3;A5;A9;AH;B1;C1;EL;STRING$(9,1)A2;A4;A1;
A1;A2;A2;A4;A8;A8;AG;AG;B0;B0;C0;E0;E0;A1;A1;A1;A2;A2;A4;A8;A8;A
G;B0;B0;C0;E0;E0;A1;A1;A1;A2;A4;A4;A8;AG;AG;B0;C0;C0;E0
3180 LPRINTS8;BY;AO;Q6;A1;A2;A4;A8;A8;AG;B0;CG;CG;EG;STRING$(9,3
2)S7;BY;BO;Q1;A2;A2;A4;A8;AG;B0;C0;E0;QA;Q5;C0;C0;E0;E0;A1;A1;A1
;A2;A2;A4;A4;A8;AG;B0;B0;C0;E0;E0;E1;A1;A1;A1;A2;A4;A4;A8;AG;
AG;B0;C0;C0;E0

```

Listing 3 continued

Starting with line 1000, program the lightest color for the first print run. Hold the darkest color for the last print run. The light-to-dark printing order minimizes color contamination of light ribbons by dark ones.

In line 1000, make CY equal the color for your art's first print run. If needed, add line feeds to advance the paper to the line preceding the art's first light-color line. Use LPRINT for one line feed, GOSUB5 for two, or define T for the needed quantity and add GOSUB10.

Start your print line coding statements with an LPRINT command. Follow that with TAB(n) or a spacing code for the number of six-column blocks that precede the first block with colored column patterns. Add a BY or BW code for setting the dot-graphics mode you want used.

Count the columns that make up the entire dot graphics segment. Include all blank and colored columns of every character block in the segment. Determine n1 and n2 values for the total column count, find both values' alphanumeric code equivalents (Fig. 1), and put them in the statement.

Caution: Do not count or code trailing blank columns in the last character block of the last dot-graphics segment on a print line. Graftrax ignores the trailing blank-column codes and kills an equivalent number of codes to meet its n1;n2 quota at the start of the next LPRINT statement. Spacing and BY codes would be killed, leaving the print head directionless.

Now add pattern codes for all the columns in the dot-graphics segment. Use a semicolon after every two-character code except the last code of a print line. A semicolon at the end of a print line suppresses the line feed and causes an overprint by the next LPRINT statement.

Code all print line statements for the first and subsequent print runs the same way. Make sure that the statement following the last color print run contains the end flag CY="DONE".

Key in or load the main program, Program Listing 1, first. If different, change CY="RED" at the end of statement 1 to CY="(your first run color)".


Next, key in all color print run fill-in statements for your Graftrax art. When done, list and visually check all your keyed-in statements. Look for and delete ending semicolons in last statements for print lines. Look for accidentally inserted commas between alphanumeric codes. The comma after a spacing code adds 16 spaces, leaves a gap, and may

Continued on p. 164

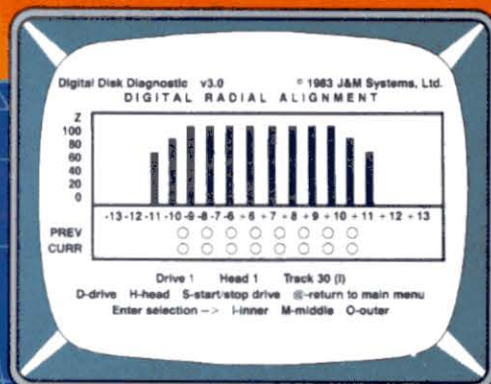


# DISK DRIVE ANALYSIS PROGRAM


... A UNIQUE APPROACH TO DISK RELIABILITY!



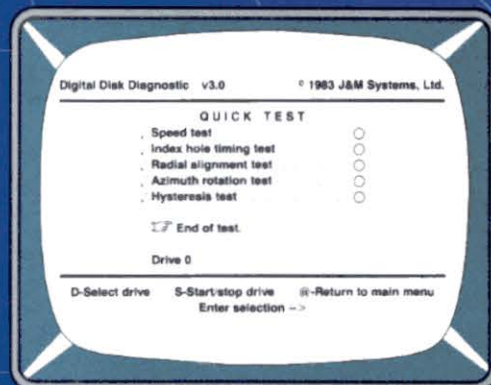
Select any one of seven tests to perform preventive maintenance or to isolate problems. Simple, single-letter commands make DDA easy to use! Use DDA to align the head, adjust the index hole detector, or adjust the speed.



Use the DDA Radial Alignment Test to check the head alignment of your drives. No need for an oscilloscope or other expensive test equipment!



Check the motor speed of your drives. Or, you can even use the Speed Test to adjust the drive speed. No need for any test equipment!



Use the Quick Test to quickly and automatically test five of the most important performance parameters of your drive. Monitor your drives for long term drift. Isolate problems quickly and automatically!

## PROTECT YOUR DATA.

Now you can make sure your data is being recorded properly by the use of the revolutionary *Disk Drive Analysis Program (DDA)*!

The *Disk Drive Analysis Program* from J & M Systems, tests your disk's performance and calibration without any additional equipment! It measures your disk's performance and displays it on your screen.

This is the most comprehensive disk diagnostic program available for your TRS-80

microcomputer. You can even adjust drive alignment while watching the display!

Spot problems BEFORE they endanger your data! If you own a disk drive, you NEED the *Disk Drive Analysis Program*!

Now Available For The TRS-80 Microcomputer.

J & M SYSTEMS IS THE DRIVING FORCE!

**J & M SYSTEMS, LTD.** ✓101

137 UTAH NE · ALBUQUERQUE, N.M. 87108 505/265-1501

**SAVE BUCKS  
ON VERBATIMS**

**\$25.95** Box of 10  
add \$1.50 for shipping

5 YEAR WARRANTY



525-01

Single Sided / DOUBLE DENSITY SOFT SECTOR  
VISA and MASTERCARD ACCEPTED

**COMPUKIT** Corporation

455 1-800-231-6671  
1-713-480-0000  
18200 Hickory Knoll Houston, Texas 77060

**TRS-80  
COMPUTER  
DISCOUNTS**

- Factory Direct
- Best Prices Anywhere
- No Out-of-State Taxes
- 100% Radio Shack Warranty
- Free Price List

**SCOTT TASSO  
ASSOCIATES**

175 E North Delsea Drive  
Vineland, N.J. 08360  
800-257-0426  
NJ 609-691-7100

**THE TRS80 color**

From the January 1981 issue of the CSRA Computer Club newsletter:

There was some amusement at the November meeting when the Radio Shack representatives stated that the software in the ROM cartridges could not be copied. This month's 88 Micro Journal reported they had disassembled the programs on ROM by covering some of the connector pins with tape. They promise details next month. Never tell a hobbyist something can't be done! This magazine seems to be the only source so far of technical information on the TRS-80 color computer. Devoted to SS-50 8800 and 8800 machines up to now, 88 Micro Journal plans to include the TRS-80 8809 unit in future issues.

To get the MOST from your 8809 CPU - This is the BEST SOURCE! The ONLY Magazine for the 8809 Computer. Months Ahead of All Others!

**68 MICRO JOURNAL**  
5900 Cassandra Smith Rd.  
Hixson, TN 37343

USA  
1 Yr - \$24.50 2 Yr - \$42.50 3 Yr - \$64.50  
Foreign Surface Add \$12 Yr to USA Price  
Foreign Air Mail Add \$35 Yr to USA Price  
Canada & Mexico Add \$5.50 Yr to USA Price

Listing 3 continued

319θ LPRINTS7; BY; AI; Q1; A1; A1; A2; A4; A8; A8; AG; BG; CG; EG; EG; STRINGS ( 7, 32) S7; BY; BN; Q4; A1; A2; A4; A8; AG; BG; CG; EG; STRINGS (14, 16) A4; A2; A1; A2; A2; A4; A4; A8; AG; AG; Bθ; Bθ; Cθ; Cθ; Eθ; Q2; A1; A1; A2; A4; A4; A8; A8; AG; A G; Bθ; Cθ; Eθ; Eθ

320θ LPRINTS6; BY; AI; Q1; A6; A9; AO; BG; Dθ; Fθ; Gθ; Cθ; Cθ; STRINGS (9, 128) S7; BY; AI; Q1; A1; A2; A6; EA; AI; B2; C2; E2; E2; STRINGS (9, 2) S3; BY; BK; Q1; A 2; A4; A8; A8; AG; AG; Bθ; Bθ; Cθ; Cθ; Eθ; Eθ; A1; A1; A2; A8; A8; Gθ; Gθ; Bθ; Bθ; Cθ ; A1; A1; A1; A2; A2; A4; A4; A4;

3201 LPRINTSTRINGS (7, 8); Q3; A2; A2; A6; Aθ; BC; AK; BC; A4; A4; A4; A8; A8

321θ LPRINTTAB (15) BY; AI; Q1; A5; A9; AG; BL; CL; E2; STRINGS (12, 2) S5; BY; AV; Q1; A1; A6; A8; AG; BG; CG; EG; Bθ; Bθ; Bθ; Cθ; Cθ; Eθ; Eθ; Eθ; STRINGS (5, 1) A2; A4; A8; AG; Bθ; A1; A6; A8; BG; Cθ

322θ LPRINTTAB (13) BY; AI; Q1; A1; A1; A2; A4; A8; AG; Bθ; Cθ; STRINGS (6, 128 ) Q4; S6; BY; Bθ; Q1; A3; A5; AP; AI; D2; E2; E4; A4; A4; A8; A8; AG; AG; AG; Bθ; Bθ; Bθ; Cθ; Cθ; Eθ; Eθ; Eθ; A4; AG; Bθ; A2; A4; A8; AG; Dθ; Eθ

323θ LPRINTTAB (12) BY; AO; Q1; A1; A7; EA; AK; B4; C8; E8; AG; AG; Bθ; Bθ; Bθ; S TRINGS (6, 64) STRINGS (6, 128) S5; BY; Bθ; Q1; A2; A4; AO; Bθ; Cθ; Eθ; Q2; A1; A1 ; A2; A2; A2; A4; A4; A4; STRINGS (9, 8) A1; A2; A8; A2; A4; Bθ; Eθ

324θ LPRINTTAB (19) BY; BE; Q5; A1; A2; A4; A8; AG; CG; EG; Bθ; Bθ; Bθ; Cθ; Cθ; C θ; Eθ; Eθ; Eθ; QA; Q5; A4; AO; HO; HG; DG; AG; AG; Bθ; Cθ; Cθ; Cθ

325θ LPRINTS4; BY; A6; Q3; Eθ; Eθ; Q2; SA; S4; BY; B2; Q1; EC; AK; B8; G8; A8; AG ; AG; AG; Bθ; Bθ; Bθ; Bθ; STRINGS (5, 64) STRINGS (11, 128) AG; Bθ; BG; DO; DS; Eθ

326θ LPRINTTAB (17) BY; AS; Q4; A1; A2; A4; A8; Dθ; Bθ; A1; A1; A1; A2; A2; A2; S TRINGS (7, 4) STRINGS (6, 8)

327θ LPRINTS4; BY; A6; Q3; A1; A1; Q2; S4; BY; A6; Q3; A4; A4; Q2; S6; BY; AF; Q6 ; EC; AO; BG; CG; Fθ; Bθ; Cθ; Cθ; Eθ; Eθ

330θ GOSUB5: LPRINTS9; BY; A4; Q3; A8; A8

399θ GOSUB9θ

400θ CY="GREEN": GOSUB35: P=CL+FA+CL+EA+CL+BA: T=1θ: GOSUB1θ

411θ T=19: LPRINTS2; BY; G6; Q1; : GOSUB15: LPRINTC4; BA; CK; E8; CG; Bθ; Cθ; Q4; A1; A2; A1; A5; AQ; AL; BA; P; P; P; P; BA; Fθ; Cθ; Eθ; Q8; A1; A2; A5; AQ; AL; BA; P; C5; BA; CL; EA; CK; B8; C4; CG; Eθ; Cθ; Q2; S5; BY; B5; Q2; A1; A2; A5; AQ; CL ; P; P; P; P; P; FA

412θ P=P1: T=17: LPRINTS2; BY; FQ; Q1; : GOSUB15: LPRINTCL; FA; CK; F8; CK; F θ; CG; Eθ; Cθ; Eθ; Q3; A1; A2; A5; AQ; AL; AL; BA; CL; FA; CL; FA; P; P; P; P; CL; FA; CK; F8; CG; Fθ; Cθ; Eθ; Q9; A2; A5; AE; AL; FA; CL; FA; CK; F8; CK; F8; CG; F θ; Cθ; Gθ; Eθ; Eθ; S6; BY; BB; Q1; A1; A2; A5; A2; BA; FA; P; P; P; P; P; P; HN

413θ P=CL+FE+CL+FA+CL+FA: T=15: LPRINTS2; BY; FE; Q1; : GOSUB15: LPRINTC L; FE; CL; FA; CK; F8; CG; Fθ; CG; Eθ; Cθ; Eθ; Q3; A1; A2; A5; A2; A5; AQ; AL; BA; P; P; P; P; Fθ; Gθ; Dθ; Eθ; Eθ; Eθ; CG; Gθ; F8; CG; Fθ; Gθ; Eθ; Q8; A1; A2; A4; AS; AK; B 8; CK; HG; Fθ; CG; Fθ; Gθ; Gθ; Eθ; A8; Eθ;

4131 LPRINTS6; BY; BN; Q5; A1; A3; A5; AQ; BL; FA; CL; FA; P; P; P; P; P; P; P; HN

414θ P=CL+FE+CL+FA+DL+FA: T=14: LPRINTS2; BY; EA; Q1; : GOSUB15: LPRINTC L; FE; DG; Fθ; Dθ; Eθ; Eθ; Q6; A7; A3; AL; BE; FA; P; P; P; P; CL; FE; CL; FA; DK; FA; CK; Fθ; CL; F8; BO; Bθ; SA; S1; BY; BT; Q1; A1; A1; A3; A6; A3; AQ; BE; DA; CL; FA; D L; FA; : T=8: GOSUB4θθ

415θ P=CL+HE+CL+FB+DL+FA: T=12: LPRINTS2; BY; E4; Q1; : GOSUB15: LPRINTC K; HC; CG; F8; DG; Fθ; Gθ; Eθ; Q6; A1; A1; A2; A7; AD; AQ; AL; DB; DL; FA; CL; HE; CK ; FA; DL; FA; CL; HC; CL; HC; DK; FD; CK; HE; CK; FB; DL; FA; P; P; Gθ; Q5; SA; BY; C9 ; Q4; A1; A1; A2; A7; AR; AL; DL; DL; FA; : T=1θ: GOSUB4θθ

416θ P=CT+HF+CL+FB+GL+FA: T=1θ: LPRINTS2; BY; DO; Q1; : GOSUB15: LPRINTC T; HE; CL; FC; DK; F8; GG; Fθ; Cθ; Eθ; Q6; A1; A3; A1; A7; AE; AD; BL; CT; P; CS; HG; CJ; G6; CD; ER; CL; HA; CT; GR; CP; F8; CT; HE; BV; D7; A3; D6; HI; ER; BP; CV; DF; F L; CT; HE; CL; FC; C8; HG; SA; S1; BY; CF; Q1; A1; A3; A5; AE; AR; CL;

4161 T=12: GOSUB4θθ

417θ P=CT+HF+CL+FF+GL+FQ: LPRINTS2; BY; DC; Q1; P; P; P; P; P; P; P; P; CT; HE ; CL; FF; DK; FS; CC; FG; Hθ; Dθ; Gθ; Eθ; Q6; A1; A3; A2; A5; AE; AR; P; P; CT; HE; GL ; FF; CO; A7; AS; D1; E7; BK; H3; FE; AP; H3; EF; ET; CJ; BE; BD; CB; DU; FF; DL; FQ; SA; S1; BY; CR; Q1; A1; A1; A1; A1; A3; A5; AR; AN; AE; BF; DL; FQ;

4171 T=13: GOSUB4θθ

418θ P=CT+HD+GN+FF+GL+FQ: LPRINTS2; BY; DC; Q1; P; P; P; P; P; P; P; CS; HC; G O; FO; Dθ; Gθ; Eθ; Eθ; Q8; A3; A7; AF; AN; CL; DF; DL; FQ; P; P; P; P; CT; HE; GL; Eθ; GV ; G3; BV; HS; EG; A7; EF; DG; GD; DN; HG; G2; AV; Bθ; Dθ; Eθ; Q4; S9; BY; D7; Q5; A1; A1; A2; A5; AR; AE; AR; DQ; : T=15: GOSUB4θθ

419θ P=CT+HF+HL+FF+GL+FQ: LPRINTS2; BY; D6; Q1; P; P; P; P; P; P; CT; HE; HK; F8 ; DO; FO; Hθ; Cθ; Eθ; Q9; A1; A1; A2; A5; AE; AR; BT; DF; HV; FF; DL; FQ; FF; P; P; P; P; CT; HE; DV; AF; HG; AV; HS; BV; Cθ; G7; HS; AB; DG; Cθ; Bθ; Eθ; Q2; SA; BY; D7; Q1 ; A4; BE; DV; FF; DL; FQ; : T=16: GOSUB4θθ

420θ LPRINTS2; BY; CQ; Q1; P; P; P; P; P; P; CS; H3; D1; E1; E1; A3; A2; A5; A7; A7; AD; AF; AS; AE; AJ; A7; AF; AE; AR; AE; AF; AN; BV; FQ; P; P; P; P; P; P; CT; HC; HK; F8; B θ; Eθ; S2; BY; A6; Q1; A1; A2; A3; A1; A1; BQ; S9; BY; D7; Q1; STRINGS (5, 128) Gθ;

Listing 3 continued

# Subscribe to 80 Micro for one year and get our 1983 Special Anniversary Issue absolutely FREE!



You'll receive 12 months of **80 Micro**, the magazine packed with programs and projects for Radio Shack's personal, business, and portable computers. **80 Micro** gives you:

- user-application programs—written by readers like you who need programs to maximize the productivity of their machines.
- new-product reviews—information you need to make the right buying decisions.
- debugging techniques—**80 Micro** saves time with expert solutions to common and irregular problems.
- hardware modifications—upgrade your computer and become more familiar with its functions while you save money and increase its value.

Subscribe today.

And don't forget, with your subscription, **80 Micro** gives you a free, 1983 Anniversary Issue. This bonus thirteenth issue, published in January of 1983, is loaded with over 70 new articles on games, tutorials, utilities, programming techniques, plus Bill Barden's Assembly-Language Primer, 3-D Stereoscopic programs, a complete **80 Micro** annotated index, and more.

**Yes! Send me a year's subscription  
to 80 MICRO at \$24.97.**

I understand that upon receipt of payment, I will receive **80 Micro's** 1983 Special Anniversary Issue absolutely FREE!

Check/mo    MC    Amex    Visa    Bill me

SIGNATURE \_\_\_\_\_

CARD # \_\_\_\_\_ EXP. DATE \_\_\_\_\_

NAME \_\_\_\_\_

ADDRESS \_\_\_\_\_

CITY \_\_\_\_\_ STATE \_\_\_\_\_ ZIP \_\_\_\_\_

Canada and Mexico \$27.97, 1 year only. US funds drawn on US bank. Foreign Surface \$44.97, 1 year only. US funds drawn on US bank. Please allow 6-8 weeks for delivery.

Send coupon with payment to:

33NP6

**80micro** P.O. Box 981  
Farmingdale, NY 11737




Figure 7. Perpetual Motion five-color art.

Continued from p. 160

stop the printer with a line overflow beep. A comma between column patterns prints a row of dots and shifts subsequent patterns to the right.

Save the combined program on tape, disk, or wafer. Then try running the program with the printer power off. Cycling through all the color print runs uncovers syntax errors that occur during program key-in. Do several dry runs to become familiar with displays that appear before, during, and after various color print runs. If your TRS-80 locks up, turn the printer power on and press the break key.

After the program checks out, try separate printouts of the color sequences. Use a black ribbon without backfeeding the paper between print runs. Compare these printouts with corresponding color areas of your art sketch. Fix wrong patterns or spacing intervals by changing codes in the bad print line's statement.

With syntax errors and pattern codes fixed, try a multicolor printout. Follow and comply with all displayed instructions.

### Programming Differences

My programs don't use pattern codes AA, AB, or AC for CHR\$ 10, 11, or 12, so you can use the programs on a Model I or III. Model I users may incorporate codes AA, AB, and AC in strictly Model I Grafrax art programs. Conversely, Model III users must avoid the three codes.

In many cases, you can substitute other codes with similar patterns (but

with an extra dot). Pick a pattern where you can hide an extra dot in a darker color. For example, column 1 of block 7 on line 50 (Fig. 2) needed an AC code to print third and fourth dots red. I substituted an AE code which also printed the second dot. The later black print run hides the extra dot while printing black window frames.

If there's a 12-column dot graphics segment to code, you obviously cannot use code AC to specify an n1 value of 12. However, you can add six blank columns to either end of the segment for a total of 18 columns, then use code AI for the n1 value.

Grafrax-80 and Grafrax-Plus have different character printing and spacing characteristics on mixed graphics print lines. Figure 5 shows the printing/spacing differences. The two examples shown are enlarged replicas of printouts using the same spacing test program.

With Grafrax-80, a dot-graphics segment ends anywhere within a six-column block. The print head then jumps to the next block's first column to print a character or do a space. With Grafrax-Plus, the print head moves to the very next column, no matter where a dot-graphics segment ends.

You may use skip- or all-column spacing to tailor programs for your version of Grafrax. But, using Q codes to account for all blank columns of an art sketch makes its program compatible with both Grafrax versions. A friend may have the other version. Or, someday you may want to upgrade or downgrade to the other version. Both have

certain advantages.

### More Art Examples

Program Listing 3 prints a bird of prey (Fig. 6) in six-color print runs. With the main program, the Bird of Prey program requires about 30K bytes; 26,013 for program storage and the rest for strings and overhead. The combined program runs on a 32K tape or 48K disk system.

A red run has coding with only one loop for initial line feeds (line 1000). Tabs space to print points beyond 10 character blocks. Line 1290 prints the art title in emphasized upper- and lowercase characters. The statement's code EY turns the emphasized mode on for printing by the next 12 codes. These codes represent title character ASCII decimal values.

A brown run mainly covers the lower background with random column patterns for later overprint with green. Frequently redefined T values and loops through main program statements 20 and 25 print most of the column patterns. Simulated random patterns fill in the partial background areas around airplane outlines. Simulated P1 column patterns provide light shadow shading under horizontal tail surfaces (statements 2110 and 2120) and center wing (statements 2170-2200). Statements 2280, 2290, and 2300 leave a clear title window in the random patterned background.

A blue print run does the light blue sky, using 50 percent P1 patterns (see Fig. 1). Simulated P1 column patterns fill in partial sky areas around tail surfaces and right wingtips. This run also prints wing leading edge and rib lines, the windshield, and structural detail lines along the fuselage. Lines 3070, 3080, and 3090 define T values, then loop through routine 300, which sets the 480 mode for 222-dot columns to the rudder, then prints a T quantity of P1 patterns between the sky's left edge and the upper wing. The calling statement's codes complete the remaining sky segments to the right edge.

A green run overprints the random patterned brown background. Predefined patterns range from 50-percent green at the horizon (line 4110) to solid green in the last four print lines. Lines 4140-4270 access routine 400 to print green patterns behind the triplane on 14 lines above the title window. Defined printing patterns are altered within statements 4160-4230 to leave streaky propwash arcs around the triplane's nose.

A black run adds the pilot, guns, insignias, and all black detail lines. State-

```
H0;GG;HG;FF;DL;FQ;:T=15:GOSUB400
4210 P=CT+HT+HL+FF+GL+HQ:T=13:LPRINTS2;BY;CK;Q1;:GOSUB15:LPRINTG
O;HG;D0;G0;E0;E0;S2;BY;B4;Q1;A3;A4;A7;A9;BM;CP;DE;FJ;GT;DC;DN;AR
;AD;A6;A3;A1;A1;A2;STRINGS(7,1)A3;A2;A5;A3;A9;AE;AO;AG;B0;C0;E0;
S2;BY;DP;Q5;A3;A5;AF;AV;AR;AO;QA;Q7;E3;DL;HQ;
4211 T=15:GOSUB400
4220 P=CT+HF+HT+FF+GL+Z1:T=11:LPRINTS2;BY;DU;Q1;:GOSUB15:LPRINTC
T;HE;HS;FC;GO;H0;E0;H0;G0;G0;G0;E0;Q7;A1;A3;A7;AD;AN;BV;BU
;GV;H7;DJ;GO;DE;FJ;CT;GM;DJ;BL;GQ;DD;BN;ER;HD;DM;DL;FJ;GT;GD;
4221 LPRINTET;DC;CS;CS;GO;FP;HO;DO;HG;F0;E0;E0;S3;BY;DP;Q1;AF;AT
;CU;HO;FG;H0;E0;Q3;A1;A7;A4;A2;A3;A3;A5;A6;AF;AN;BV;FF;DL;FF;Z1;
:T=15:GOSUB400:P=DT+HF+Z1+VW+FW+Z1
4230 T=10:LPRINTS2;BY;DO;Q1;:GOSUB15:LPRINTDT;HC;HG;D0;G0;E0;A1;
A1;A2;A3;A7;A5;A7;AF;AE;AD;AV;AN;DV;DU;DV;BV;P;P;DT;HE;DV;
AV;GD;HN;CR;HL;GQ;DE;GN;DD;FL;GK;DU;FD;FL;FM;GS;EO;E0;E0;E0;E0;S
3;BY;DV;Q1;EO;DG;HO;HG;C0;A8;E0;Q9;A3;A7;AT;HE;Z1;FV;DN;Z1;
4231 T=17:GOSUB400
4240 LPRINTS2;BY;DI;Q1;P;P;H0;H0;F0;HG;FG;HG;P;P;P;P;P;P;DT;DE
;Z1;FV;DN;Z1;P;P;P;P;DT;HE;Z1;FV;DU;FS;ES;GG;C0;E0;Q2;S5;BY;
DP;Q1;A8;A1;AS;AV;BR;BV;BU;BV;Z1;FV;DN;Z1;:T=18:GOSUB400
4250 P=FV+HN+Z1+FV+DN+Z1:T=10:LPRINTS2;BY;A9;A1;P;P;Q6;P;DT;HF;Z
1;FV;DN;HU;DS;HC;Z1;FV;DN;Z1;:GOSUB15:LPRINTDT;HF;Z1;FV;DN;HO;HG
;D0;G0;QA;Q8;A1;A3;A7;AT;BV;AV;AE;A7;A1;QA;Q3;A1;AF;FV;DN;Z1;:T=
19:GOSUB400
4260 T=9:LPRINTS2;BY;A9;A1;P;DT;AG;G3;E1;E1;E1;Q6;STRINGS(5,129)
G3;G2;C3;G3;H7;Q3;AO;Z1;FV;DN;Z1;:GOSUB15:LPRINTDT;HF;Z1;HU;HS;H
O;DG;G0;HG;HG;H0;H0;H0;D0;C0;Q6;A1;A1;A1;A3;A3;A3;A7;AE;AV;BV
;DV;FV;DN;Z1;P;Z1;DU;BV;BR;AV;AV;AV;AN;AV;BU;DV;DF;
4261 T=20:GOSUB400
4270 P=Z2+HF+Z3:T=27:LPRINTS2;BY;A9;A1;P;P;Q6;P;Z5;DV;BU;BV;Z4;P
;Q3;E0;E0;E0;P;P;P;P;DV;Z4;HJ;H1;G1;E3;A3;A7;A7;AF;AF;AU;AV;
BV;BV;:GOSUB400
4280 LPRINTS2;BY;A9;A1;ZA;Z2;A7;A7;A7;AF;AF;AF;ZB;HU;HS;HS;HS;Q6
;STRINGS(5,252)STRINGS(5,254)HO;HG;H0;H0;ZE;Z6;ZE;STRINGS(84,252
)ZA;Z2;HN
4290 LPRINTS2;BY;F8;Q1;ZC;Z8;AV;AF;AF;AF;Q6;STRINGS(5,15)AV;AV;A
V;AV;BV;A7;A3;A1;G1;ZE;Z6;ZE;SA;S4;BY;AD;Q1;Z6;Z6;HN
4300 LPRINTS2;BY;A9;A1;ZD;Z2;Q6;ZF;ZF;STRINGS(84,63)Z6;Z6;HN
4310 LPRINTS2;BY;A9;A1;ZD;Z2;BV;BV;BV;DV;DV;DV;ZF;HF;ZF;HF;ZF;HF
;ZC;Z3;HN
4320 LPRINTS2;BY;A9;A1;STRINGS(99,192)STRINGS(166,192)
4990 GOSUB90
5000 CY="BLACK":GOSUB35:T=3:GOSUB10
5040 LPRINTTAB(38)BY;AU;Q4;A1;A2;A4;A8;AG;AG;B0;B0;B0;STRINGS(9,
64)B0;B0;B0;AG;A8;A8;A4;A4;A3
5050 LPRINTTAB(38)BY;B4;Q1;A3;BU;H0;E0;Q3;A8;AS;AU;AU;AV;BV;DV;D
V;Z1;AV;A3;Q9;A1;A3;A1;E0;C0;B0;AO;A4;A3
5060 LPRINTTAB(38)BY;B7;Q1;Z1;QA;E0;G0;HG;HS;HU;Z2;DV;AF;A3;A7;A
F;AV;BV;DV;Z4;BV;AV;A7;A1;Q2;G0;DO;AF
5070 LPRINTTAB(29)BY;A1;Q1;A1;A1;A2;A4;A9;AI;CK;CK;C8;AG;B0;B0;E
0;E0;Q4;S6;BY;B7;Q1;HO;AE;A3;Q2;A8;AE;AF;AF;AF;AV;AV;AV;BV;BV;DV
;HU;HS;HG;Z4;H7;H1;G0;G0;G0;STRINGS(6,128)Q4;HF
5080 LPRINTTAB(26)BY;AO;Q1;A1;A1;A3;A3;A2;Q2;A1;A1;A2;A4;A5;A
9;AI;B4;C8;EG;AG;B0;C0;E0;Q2;S8;BY;B7;Q3;E0;H0;BG;AO;AE;A3;E3;H1
;HS;HP;HH;G2;E2;A3;A1;A1;Q2;H0;HO;Z4;DV;AV;AF;A7;A3;A1;Q5;AF;HO
5090 LPRINTTAB(24)BY;AO;Q4;A1;A3;A7;AE;AS;AO;BO;DO;HO;GO;GT;ET;A
P;AI;B7;CF;EJ;AH;B0;C0;E0;SA;S1;BY;AV;Q2;A1;E2;G4;EO;B0;C0;STRIN
GS(7,128)C0;B0;AV;HO;HG;H0;G0;E0;E0;A1;A1;A1;A2;A4;AO;B0;G0
5100 LPRINTTAB(24)BY;AU;Q2;E0;E1;E2;E2;A4;A8;AG;AG;B0;C0;E0;E0;Q
5;E0;G0;H0;HO;DS;AU;AF;A7;A3;Q3;S3;BY;A6;Q2;A1;A2;A4;A8;Q1;S5;BY
;AU;Q1;A1;A2;A4;A8;AG;B0;G0;Q7;A1;A1;A2;A4;A9;AI;BC;CG;G0;STRIN
G(7,128)
5110 LPRINTTAB(22)BY;AI;Q5;A1;A2;A4;A4;A8;AG;B0;C0;C0;E0;Q4;S3;B
Y;CE;Q1;E0;G0;HG;HS;DV;BV;AV;AF;A3;A1;Q7;A1;A2;A4;A8;AG;B0;C0;E0
;QA;Q1;STRINGS(9,1)STRINGS(8,2)A6;A4;A4;A4;A4;BK;C4;E4;A4;A4;A8;
A8;A8;AG;AG;AG;B0;B0;B0;C1;E2;A8;AO;B0;G0
5120 LPRINTTAB(21)BY;AI;Q1;A1;A2;A4;A8;A8;AG;B0;DV;DV;H0;DO;AU;A
7;A1;Q4;S5;BY;AU;Q4;A1;A3;A7;AF;AH;B0;C0;E0;QA;Q1;A1;A1;A3;A7;AF
;Q3;S4;BY;AP;Q6;A1;A2;A4;A8;AO;BO;HS;BS;AS;AE;A6;A6;STRINGS(8,3)
5130 LPRINTTAB(19)BY;DN;Q3;A1;A2;A4;A8;A8;AG;B0;C0;E0;E0;Q7;Z2;Q
```

**Awesome!**

USCF rated  
1793/5\*


# SFINKS 4.0

with user friendly features

**Second Kissimmee Open Rd 2**

**White: Sfinks 4.0 Black: Human 1830**

White	Black	White	Black
1. e2-e4	c7-c5	17. d4-e2	d7-e5
2. g1-f3	d7-d6	18. d3-c2	e5-c4
3. d2-d4	c5-d4	19. e3-f2	b5-b4
4. f1-b5+	c8-d7	20. c2-b3	a6-a5
5. b5-d7+	d8-d7	21. d1-d4!	b7-b5
6. f3-d4	g8-f6	22. c3-b4	a5-b4
7. b1-c3	g7-g6	23. a1-c1!	c4-b6
8. e1-g1	f8-g7	24. c1-c8+	b6-c8
9. c1-e3	e8-g8	25. b3-c4	b5-d7
10. d1-d3	a7-a6	26. c4-b4	c8-a7
11. c3-d5	b7-b5?	27. b4-b8+	f6-e8
12. d5-b6	d7-b7	28. d4-c4	a7-c6
13. b6-a8	b7-a8	29. b8-a8	c6-e5
14. f2-f3	b8-d7	30. c4-c8	g8-f8
15. f1-d1	f8-c8	31. a2-a4	e5-d3
16. c2-c3	a8-b7	32. c8-d8!	resigns



**SFINKS 4.0 CHESS, 48 K, disk only. Only \$49.95. Please specify Model I, III or IV.**

**SFINKS 3.0 CHESS, 32K, disk or tape. Only \$34.95. Please specify Model I (E.I.), III or IV.**

**SFINKS CHESS TUTOR, 32K disk only. Only \$19.95. Please specify Model I, III or IV.**

To order, please see your dealer or send check plus \$2.00 shipping to:

**WILLIAM FINK**  
Suite 24-B, 1105 N. Main St.  
Gainesville, FL 32601  
or call (904) 377-4847



226

Florida residents add 5% sales tax.  
\*On Model 3 w/speedup by Holmes Eng.

ment 5310 prints the lower small plane's left wingtip. It also checks whether Grafrax-Plus or Grafrax-80 is used, then sends control to either 5320 or 5321. Statement 5320's code NY turns on the compressed character mode, codes AR;CJ;A1 set the subscript mode, then the last seven codes print art credit BY: KAL within the border. Or, statement 5321's codes print the art credit in compressed characters below the border. Finally, a border run frames the art in any color you choose.

Bird of Prey makes a black/white/gray printout if you omit the green run. Just cycle through the green run with the printer power off.

Program Listing 4 prints Perpetual Motion (Fig. 7) in nine print runs. Although Fig. 7 has only the five readily available colors, you can use up to nine if you have the color ribbons. You can also use one ribbon to get a black/white/gray printout, but skip the hair and duck-parts print runs.

Combined with the main program, Perpetual Motion needs about 26K bytes for storage, strings, and overhead. The program runs on a 32K tape or 48K disk system.

A hair run prints the girl's hair a solid color with some highlights. Use a brown, yellow, or black ribbon cartridge for this run. A duck-parts run prints the ducks' feet and beaks. It also prints the cover background of the lower book on the floor. Use a red, brown, or orange ribbon.

A red run colors the hair bow and all facial, arm, and leg outlines. It also prints stripes on the rag doll's body. Use a red ribbon. Lines 2030, 2040, and 2050 print the hair bow in 960 dot-graphics mode to produce a deep red. Subsequent statements use the 480 mode for lighter red outlines.

A brown run outlines and shades the

girl's hair, colors the TV cabinet, does the floorboards, and prints the cat on the upper book's cover.

A blue run prints the background wall, using 50 percent pattern P1 (Fig. 1). This run also prints the TV screen's sky background and center part of the lower book's cover.

A green run prints the TV screen's lower background and the upper book's cover background.

A dress run colors the girl's dress and outlines her socks. Any color may be used for this print run. A border run frames the art in any color you want to use.

Finally, a black run does all black details, prints the art title, and adds the art credit. Title and art credit print as described in Bird of Prey.

The various print runs access GO-SUB routines 100-760 and the main program's routines as needed. The routines print identical dot-graphics segments or T-defined quantities of six-column patterns. For example, routines at lines 320 and 400 print a T number of patterns plus one column without an ending semicolon. The routines print the last segments of wall and floor pattern print lines.

The routine at line 700 produces identical segments of the TV's left side on three print lines. The routine at line 740 prints four identical print line segments from the TV's left edge to the screen's left edge.

#### Greeting Card Procedure

Bird of Prey and Perpetual Motion are Grafrax art programs that easily fit into 32K RAM. Their 3 1/2- by 4 3/4-inch dimensions are ideal for printing greeting cards with personalized messages.

Draw a sketch for color art to fit on one quarter of an 8 1/2- by 11-inch print

sheet. Invert the sketch, renumber its print lines, and code the upside down column patterns in the required number of color print runs. Use few or no line feeds and spacing codes to position the inverted art within the print sheet's upper-left quarter. In the last print run, use enough line feeds and tabs to print your personalized greeting, poem, or message within the paper's lower-right quarter. Print your art and personalized message on a single sheet. Fold the sheet twice into a 4 1/4- by 5 1/2-inch card. The printed art appears right side up on the card's front cover. Your message is inside.

#### Grafrax Art Limits


Art printouts are limited by printer width and paper size. Vertical and horizontal printouts up to 8 by 10 inches can be made on an MX-80 with normal fan-fold paper. An MX-100 extends the limits to 10 by 13 inches. The TRS-80's 48K capacity only limits the size of one fill-in program. You can solve the RAM limitation by using more than one fill-in program, each controlling one or more print runs.

For example, a 48K TRS-80 Model I disk system and an MX-80F/T printed the sailing ship (see the title-page illustration). The actual printout measures 7 5/8 by 9 1/8 inches. I used three separate fill-in programs, averaging about 25.5K with main program routines. I loaded and executed the programs in turn.

A two-run first program printed all black details, including the frame's edges, in one run. A second run textured the frame brown. Save spacing codes by using separate runs for black details and frame outline.

The second program's first run dot shaded the sails and colored the ship's structural parts and upper hull brown.

## BTA MODEL 953B EPROM PROGRAMMER - \$359



BAY TECHNICAL ASSOCIATES, Inc.

HWY. 803, P.O. BOX 387  
BAY ST. LOUIS, MISSISSIPPI 39520  
(601) 467-8231

- Programs 2508, 2758, 2516, 2716, 27C16, 2532, 2732, 2732A, 27C32, 2564, 2764, 27C64, MCM68766, 27128.
- RS-232, 3 line serial interface, Xon/Xoff format, DB-25 I/O connector.
- No personality modules - software control EPROM selection.
- Extended diagnostics.
- LED warning indicates power applied to EPROM socket.
- Supports Intel, Motorola, and Intel 8086 data formats as well as HEX data dump.
- Automatic baud rate selection.
- Textool zero insertion force socket.
- Available CP/M software.

- Model 953A, programs most 24 pin EPROMS.

Price - \$269.00

The second run printed the hull's lower area and the masthead banner in 960 mode to produce a deep red.

The third program's first run did the sky in blue patterns progressively lighter from top to horizon. The first run also printed assorted wave patterns on the water's surface. A second run over-printed the blue wave-patterned water with assorted green patterns. I divided the water surface into four vertical areas to reduce coding requirements. The subdivisions allowed asymmetrical distribution of several predefined blue wave patterns over the water's entire surface. Subsequently printing predefined green patterns over the blue ones gave the water a random wave texture.

Grafrax color art programming is neither mysterious nor difficult. Start small, just to get the feel of it. Try single color art first, then do small color art for a little practice. You'll eventually become familiar with the codes and expand into larger color art programs. Seeing the end result of a program makes all the effort very worthwhile.

If you'd like reproducible 11- by 17-inch art layout sheets in three scales, an enlarged pattern code chart (like Fig. 1), and some programming/debugging aids, mail \$2 to me. ■

Write to Francis S. Kalinowski at 16 N. Alder Drive, Orlando, FL 32807

Listing 3 continued

```

3;E0;H0;DO;BS;AF;A3;Q4;AF;AV;BV;DU;DT;DR;CN;BE;AD;A3;A1;A1;A1;Q8
;A1;A2;A4;A8;AG;B0;C0;E0;Q2;E0;H0;G0;G0;QA;Q1;C0;G0;H0;HG;HO;HU;
Z1;DV;AF;A3;A1;A3;A7;AF;AV;Z1;
5131 LPRINTBV;AV;A3;A1;QA;Q1;A1;A2;A4;A8;AG;B0;C0;E0
5140 LPRINTTAB(15)BY;AU;Q5;A1;A1;A3;A7;AE;AE;AS;BO;AO;AG;Q3;A1;A
3;A7;AE;AJ;B3;C3;E1;E1;A1;Q3;S2;BY;BA;Q2;Z2;Q5;A1;A2;A4;G7;HI;DP
;AU;A7;G0;B0;B1;C2;G2;Z1;HU;DU;Z3;HU;HT;HQ;HK;D8;CG;CG;D0;C0;E0;
5141 LPRINTQ5;S3;BY;B1;Q1;AG;AO;AU;AV;BV;BV;BU;DS;DO;HG;HG;HU;Z2
;GF;E3;E1;Q7;A1;A2;A4;A8;A8;AG;B0;C0;E0
5150 LPRINTTAB(14)BY;CE;Q1;A1;A1;A3;A7;AE;AE;AS;AO;BG;DG;HG;HG;D
G;DG;DQ;DI;D4;G8;AG;AG;B0;C0;E0;E0;E0;H0;DO;AU;A7;A3;E0;E0;E0;G0
;G0;G0;D0;D0;D0;D0;BG;BG;BG;AO;AO;AP;AF;AF;AF;Z2;AV;BV;BU;AS;Z1;
BH;AD;DV;DT;HP;HH;H7;H3;EJ;EF;A1;A2;H2;
5151 LPRINTHS;HS;HO;DO;EG;D0;E0;Q2;S5;BY;AO;Q4;E0;H0;G0;Q6;E0;HS
;HT;HQ;HI;H4;G8;EG;B0;C0;E0;E0
5160 LPRINTTAB(13)BY;C8;Q6;E1;E2;E4;E4;A9;AI;A4;A4;A8;AG;AG;B0;C
0;E0;QA;Q5;E0;G0;HG;DS;AV;A7;A1;Q3;A1;AF;AF;AV;BV;BU;Z1;HS;HO;HG
;HG;H0;H0;E0;G0;Q5;E0;C0;C0;B0;B1;A1;AS;A8;S7;BY;AE;Q6;A1;A2;A4;
A8;A8;AG;B0;C0;E0
5170 LPRINTTAB(12)BY;AI;Q1;A1;A1;A2;A4;A4;A9;AI;B4;C4;C8;EG;B0;C
0;E0;E0;Q3;S4;BY;B4;Q3;AO;GR;HK;HS;DU;GF;E3;E0;E0;E0;D0;E0;QA;A1
;A2;A4;A8;AG;B0;C0;E0;Q4;S5;BY;AH;Q8;A1;A2;A2;A4;A8;AG;B0;B0;C0;
E0
5180 LPRINTSA;BY;AI;Q5;A1;A2;A2;A4;A9;AJ;B7;CB;EG;B0;C0;E0;Q1
;S6;BY;AO;Q2;AS;H0;E0;Q3;E0;G0;G0;Q6;A1;A2;A4;A8;AG;B0;C0;E0;S6;
BY;AD;Q4;A1;A2;A4;A4;A3;AG;BG;B0;C0;E0
5190 LPRINTS9;BY;AO;Q3;A1;A2;A4;A8;AH;B2;C4;E8;A8;AG;F0;G0;H0;HG
;HO;HS;DU;AV;A7;A3;A1;Q1;S6;BY;AI;Q9;A1;A2;A4;A8;AG;BE;C3;E0;Q2;
S4;BY;AL;Q2;A1;A1;A1;A1;A2;A2;A2;A2;A4;A4;A4;A4;A8;A8;A9;AJ;AN;B
R;CH;E1
5200 LPRINTS6;BY;BG;Q1;A1;A1;A1;A2;A2;A4;A4;A8;A8;A8;AG;AG;AG;AG
;BG;CG;CG;CG;CG;EG;AG;B0;C0;E0;QA;Q4;E0;G0;H0;HG;DS;AU;AF;A3;A1;
Q1;S5;BY;C6;Q1;A1;A2;A4;AE;AH;B0;C0;E0;Q7;H0;BG;AO;A6;A3;A1;A1;A
1;A1;A3;A2;A7;A2;Q2;A1;A2;A4;A8;A8;AG;AG;B0;B0;C0;C0;E0;Q9;A1;
5201 LPRINTA7;A9;BP;CD;E7;E3;E1;E1;E1;G0;G0;H0;DG;BO;AO;A9;A3;A4
5210 LPRINTTAB(13)BY;C2;Q4;G0;H0;HG;BS;AV;AF;A7;A3;A1;QA;Q6;A1;A
2;A4;A8;AG;B0;C0;E0;Q4;E0;D0;AG;A8;A4;A2;A3;A1;A7;AF;AE;
A6;A4;E4;E8;E8;EG;AG;B0;H0;H0;C0;E0;S2;BY;AS;Q4;A3;A4;A8;AG;D0;
HG;HO;HG;STRING$(8,128)A1;A2;A4;AO;D0;E1;Z2;DS
5220 LPRINTTAB(14)BY;AO;Q3;H0;H0;G0;G0;G0;G0;Q6;A1;A2;A4;A8;AG;B
0;C0;E0;Q2;S3;BY;A6;Q2;E0;E0;E0;Q2;S3;BY;B1;Q4;A1;A7;AF;AG;D0;E0
;QA;Q1;A1;A6;A8;BO;CS;BS;AS;BO;BO;DG;H0;G0;E0
5230 LPRINTTAB(12)BY;AU;Q4;A1;A1;A1;A2;A2;A4;A4;A8;A8;A8;AG;AG;A
G;B0;B0;B0;B0;D0;DG;DO;DS;DU;EV;AF;A3;A1;Q1;S7;BY;AQ;Q4;A3;A4;AE
;AU;CE;EF;A7;Z2;Q9;A3;A4;AO;B0;G0
5240 LPRINTS4;BY;A6;Q1;AV;AG;AG;A8;A8;AF;S7;BY;B4;Q1;G0;C0;E0;QB
;Q3;E0;G0;H0;DO;BS;AU;A7;A3;A1;Q1;S5;BY;AR;Q3;A1;A3;A4;A8;BG;C0;
E0;A3;A7;A3;Q3;E0;H0;HO;DV;BV;B3;B0;C0;C0;C0;C0;E0

```

Listing 3 continued

# COTTAGE SOFTWARE

**PACKER** Machine language program that edits all or part of your Basic program to run faster, save memory or ease editing. The 5 options include UNPACK—unpacks multiple statement lines into single statements maintaining logic, inserts spaces and renumbers lines. SHORT—deletes unnecessary words, spaces, and REM statements. PACK—packs lines into maximum multiple statement lines, including all branches. MOVE—moves line or blocks of lines to any new location on program. On 2 cassettes for 16K, 32K & 48K. For TRS-80 Mod I or III Level II or Disk Basic \$29.95

**SYSTEM TAPE DUPLICATOR** Copy your SYSTEM format tapes. Includes verify routines. The Model III version allows use of both 500 and 1500 baud cassettes speeds. For TRS-80 Model I or III Level II \$15.95

**CASSETTE LABEL MAKER** A mini word processor to print cassette labels on a line printer. Includes 50 peel-and-stick labels on tractor feed paper. For TR-80 Model I or III Level II & Printer \$17.95

**PRINT TO LPRINT TO PRINT** Edits your Basic program in seconds to change all Prints to LPrints (except Print@ or Print#) or LPrints to Prints. Save edited version. For TR-80 Model I or III Level II \$12.95

**FAST SORT ROUTINES** for use with Radio Shack's Accounts Receivable Inventory Control I and Disk Mailing List Systems for Model I Level II Sorts in SECONDS! You'll be amazed at the time they can save. Supplied on data diskette with complete instructions.

**FAST SORT for Accounts Receivable** \$19.95  
**FAST SORT for Inventory Control I** \$19.95  
**FAST SORT for Disk Mailing List** (specify data diskette or cassette for 1 drive system) \$14.95

**ALL THREE ROUTINES** \$44.95

Prices subject to change without notice. Call or write for a complete catalog. Dealer inquiries invited. VISA and Mastercharge accepted. Foreign order in US currency only. Kansas residents add 3% sales tax.

On-line catalog in Wichita FORUM-80: 316-682-2113  
 Or call our 24 hour phone (316) 683-4811 or write:

COTTAGE SOFTWARE ✓187  
 614 N. HARDING  
 WICHITA, KANSAS 67208  
 TRS-80™ is a trademark of Tandy Corporation

## WHAT THE HECK! IS THIS MANUAL TRYING TO SAY?

**SuperSCRIPIT**™ insert pgs for Mod III disk explains/expands training manual. ALSO combines reference manual info. Includes chart \$14.00

**Profile III Plus**™ 108 insert pgs for Mod III manual, plain English explanations, examples, 2 16x22 charts show where you're going \$14.00

**General Ledger** insert pgs for Mod III Disk Manual. Tells HOW accounts interact and produce statements. 19x25 2-column wall chart shows Cycle, P&L, Balance Sheet, Terms \$14.00

**THEORY Section of GL above** Why's, How Comes of GL. 20 pages of pure Gen Ledger Theory \$5.00

\*\*\*2-COLOR 19x25 COMMAND WALL CHARTS\*\*\*

**Super SCRIPIT**™ commands with explanations and tips in highly visible form \$4.00

**VisiCalc**™ ALL commands at a glance \$4.00

**GL Mod III** Disk helps grasp cycle, terms, P&L & Bal Sheet (index for manual) \$4.00

**BASIC**™ (soon) most often used Mod III Disk commands with details, samples, examples \$4.00

**Plus Commands** used to set up files, screens, reports, labels of Profile III Plus \$4.00


© - Copyrights of Tandy or VisiCorp or Microsoft

Send cash, check, money order to:  
**CREST SOFTWARE** ✓223  
 2132 Crestview Drive • Durango, CO 81301  
 (303) 247-9518  
 Visa, MC accepted, include card # and expiration date.  
 (Add \$2.00 Shipping — We use UPS)





# Smallware™



## Our software is making a name for itself.

Smallware. That's what we've named our unique software designed for microcomputers. Smallware offers much more than ordinary software: high quality, customer support and a complete product line. You can buy software anywhere. But for the special features of Smallware, The Small Computer Company is your one and only source.

The Small Computer Company is known to many as the company who developed the filing system software Profile® II, Profile Plus and Profile III Plus for Radio Shack; and filePro™ our CP/M® version.

Now, whether you're a microcomputer end-user, dealer or manufacturer, you can order our Smallware directly from us.

Here are just some of the enhancements we offer to Model III users:

**PROSORT:** If you need to select records for a report by more than two criteria (income, zip code, purchases, etc.) Prosort lets you use up to sixteen. Once selected, the records can be sorted by up to five criteria (zip code, within state, by last name). Prosort also offers substantially greater sorting capacity. . . \$150

**FORMS:** If you prepare forms that require several lines of data, from invoices to shipping instructions, Forms is invaluable. It allows you to print individual forms (up to 13" x 11") with graphics, trademarks, logos, underlining, subscript and superscript functions. . . . . \$125

**ARCHIVE:** Lets you maintain up-to-the-minute, clean files by removing inactive records and transferring them to a pre-determined list or file; split an existing data base into any number of specialized files; free substantial disk storage space . . . . . \$150

**PROPACK™:** A tool that lets BASIC programmers more easily customize Profile systems. The resulting programs are shorter, easier to write and faster running. Propack also gives the BASIC program indexed access to Profile data . . . . . \$75

For Model II, 12 and 16 users, there's Quikback™ with Format, Display, Transfer, 8 Line Reports With Math, Math Upgrade for Profile Forms, Math 64, Propack and more.

The Small Computer Company does more than create award-winning Smallware. Our commitment to the customer extends to custom design as well as system consultation.

For further information, call (212) 398-9290. To order, ask for Mr. Burton.



**The Small Computer Company, Inc.**

230 West 41st Street, Suite 1200, New York, New York 10036

Smallware, Propack, Quikback and filePro are trademarks of The Small Computer Company, Inc. CP/M is a registered trademark of Digital Research, Inc. Profile is a registered trademark of Radio Shack.

✓ 245



## Listing 4 continued

```

2050 LPRINTTAB (27) BW; B6; Q1; E0; E0; G0; G0; H0; H0; HG; HG; HO; HO; HS; GS; H
U; HU; HS; HS; HO; HO; BO; BO; CG; CG; F0; F0; D0; D0; C0; C0; STRING$ (6, 192) E0;
E0; E0; E0
2060 LPRINTTAB (24) BY; A8; Q6; A1; AF; AS
2070 LPRINTTAB (24) BY; A7; Q4; A3; B3; H0; E0
2080 LPRINTTAB (22) BY; AH; Q8; A7; A7; A6; A6; A6; AE; B5; HO; H0
2090 LPRINTTAB (23) BY; A7; Q2; E0; G0; D0; BG; AV; AF
2100 LPRINTTAB (23) BY; AD; Q6; HG; Z1; BV; A7; AE; AS; BO; BG
2110 LPRINTTAB (24) BY; A7; Q1; E0; H0; HO; AU; A7; A3; A1
2120 LPRINTTAB (24) BY; B6; Q6; E0; G0; H0; DG; BG; BO; AS; AS; AS; AS; AS; AE; A
E; AE; A7; A7; A7; A6; A6; STRING$ (3, 2) Q4; C8; GA; GV; Z1; HP; D0; C0
2130 LPRINTTAB (27) BY; AJ; Q2; AE; HU; HS; QA; Q2; G0; G0; E0; GOSUB5
2160 LPRINTTAB (25) BY; AO; Q5; A1; A3; A3; A6; AE; AO; DG; Q3; A4; AJ; GC; BJ; A
D; A3; A7; AS; AS; AO
2170 LPRINTTAB (24) BY; B4; Q3; AS; AS; AS; AQ; AR; AR; AP; AO; AO; AO; AS; AS; A
S; AU; AU; AO; AO; FG; H0; D0; G0; E0; E0; E0; A1; A1; A3; A6; AD; AO; AO; BG; D0; G0
2180 LPRINTTAB (24) BY; AV; Q5; A4; A6; AQ; H0; G0; Q5; A1; A3; AE; A7; AD; AS; A
V; AO; BM; DH; DC; GJ; GC; FJ; FC; D3; CO
2190 LPRINTTAB (24) BY; AV; Q6; H0; H0; CO; AO; DG; D0; HG; G8; GK; GC; BI; E9; D
2; EP; D4; AR; E4; D3; EO; D4; AR; GC; BM; EC; D0; E0
2200 LPRINTTAB (26) BY; AF; Q5; E0; C0; B0; G0; B0; G0; B0; G0; C0; E0; E0
2210 LPRINTTAB (29) BY; A3; Q1; A1; A1; A1
2220 LPRINTTAB (26) BY; AV; Q4; A7; AE; DG; G0; Q7; A7; AS; DG; G0; E0; E0; E0; G
0; D0; D0; BG; BG; AO; AO; CC; EC; A6
2230 LPRINTTAB (26) BY; AR; Q1; A1; AE; HU; G0; Q7; A3; AS; H0; G0; G0; D0; D0; B
G; BG; AO; AO; AD; AE; A6; A3; A3
2240 LPRINTTAB (27) BY; A6; Q5; C0; HG
2990 GOSUB90
3000 CY="BROWN":GOSUB35:T=4:GOSUB10:P=P1
3040 LPRINTTAB (24) BY; AF; Q1; A1; A3; A2; A3; A3; A7; A7; A7; A6; A6; A3; A3; A
1; A1; A1
3050 LPRINTTAB (23) BY; BI; Q1; A1; A3; AD; BO; D1; G1; E3; A2; E3; E7; E7; E6; E
6; G6; G6; G6; G6; D6; D6; D6; E1; E0; G0; C0; D0; BG; AO; A4; A3; A1; A1; A3; A2; A4
; A8; AO; STRING$ (7, 48) AO; A8; AS; AE; A3; A3; A1
3060 LPRINTS4; BY; D0; Q6; AV; DV; Z1; FV; BF; CN; FA; :T=12:GOSUB15:LPRINT
CL; FA; CL; BA; AL; BA; AL; BA; AL; AQ; A5; A2; S3; BY; BQ; Q1; DT; HO; H0; G0; E0; A
7; BV; HK; GS; AO; AG; BG; BG; BG; BG; B0; D0; DG; DC; D3; BG; FO; BK; AJ; AS; AE; A7
; A1; E0; C0; E0; Q5;
3061 LPRINTAG; AG; A8; A6; A2; A3; A3; A1; A8; A8; A4; A1; E0; E0; G0; D0; BG; AO
; AD; A6; A3; A1
3070 GOSUB300:LPRINTSTRING$ (11, 63) Q2; S4; BY; BN; Q1; H0; Q2; AS; AS; AS;
AE; AE; A7; A7; A3; Q3; EO; DG; AS; A6; G1; B0; AS; A3; DO; A6; A1; E0; C0; C0; B0; A
G; A8; A4; AG; AF; A3; B0; A8; E0; G0; D0; AG; A4; D0; AS; A7; B0; AO; AE; A3; E0; E0
; HG; D8; AE; A3
3080 GOSUB300:LPRINTZ2; H0; STRING$ (5, 128) H0; Z2; Q2; S7; BY; B9; Q1; G0;
BT; AN; G0; BV; C0; E0; DV; Q8; HG; A8; Q9; Z1; AU; A1; G0; Z1; DV; AF; A3; A1; EV; C
F; B1; AV; A7
3090 GOSUB300:LPRINTZ3; DS; BS; BS; BS; DS; Z3; Q2; S7; BY; B9; Q1; A3; Z1; HS
; A1; AU; A1; C0; E0; Q4; E0; A2; C0; B0; AF; Q9; A7; HO; H0; CV; E0; Z1; HO; Z2; A8;

```

```

A1; HU; G2; Z1; HS
3100 GOSUB300:LPRINTZ2; A7; A3; A1; A1; A1; A3; A7; Z2; Q2; S6; BY; BF; Q3; A4
; AF; AV; BR; CH; E1; AP; H1; A3; A3; A4; A8; B0; A1; A3; A6; A8; AO; BG; D0; E1; A1;
A2; A4; A1; A1; A1; A2; A4; AP; H2; A5; AF; H6; A8; G8; BG; H3; E7; A4; AP; B7; BU; H
G; E0
3110 GOSUB310:LPRINTS6; BY; BB; Q5; E0; E0; G0; G0; H0; HG; HG; HO; HO; GE; GE
; GC; G7; G3; G3; GM; GJ; GJ; EJ; CJ; CB; CB; GT; GT; BD; D9; F1; D1; G3; EB; AJ; AM;
BC; DS; GO; EG; B0; C0; E0
3120 GOSUB310:LPRINTSA; BY; A8; Q1; STRING$ (8, 128)
3130 GOSUB310:LPRINT:GOSUB310:LPRINT:P=GL+FA+GL+FA+GL+FA
3150 LPRINTS3; BY; AI; QA; Q1; G0; H0; HO; HS; Z1; Q3; S5; BY; BJ; Q1; STRING$ (
11, 1) STRING$ (6, 3) STRING$ (6, 7) STRING$ (7, 15) AU; AU; AU; AU; AV; AV; AV; B
S; BS; DS; DS; DS; DS; STRING$ (6, 127) DG; DG
3160 LPRINTS2; BY; EA; Q1; P; P; P; GL; FA; Z1; BV; BV; BL; STRING$ (9, 63) BU; B
V; DU; DV; DU; DV; DU; DV; DU; DV; DU; DV; HQ; HT; HQ; HT; HQ; HT; HQ; HL; HQ
; HL; HQ; HL; HA; HL; HA; HL; HA; HL; HA; GL; HA; GL; HA; GL; HA; P; P; GL; FA; GL; FA
; HL; HA; P; GL; FA; Z5; P; P; P; P; A5; Q5; S7; BY; CL; Q1; :T=14:GOSUB320
3170 LPRINTS2; BY; EA; Q1; P; P; P; P; GL; FA; GL; Z6; FA; GL; FA; :T=10:GOSUB1
5:LPRINTGL; FA; GL; Z3; P; P; P; P; GL; FA; Q4; S7; BY; CL; Q1; AG; BA; A5; EA; G
5; F2; :T=13:GOSUB320
3180 LPRINTS2; BY; E4; Q1; P; P; P; P; GL; FA; GL; Z5; GL; FA; GL; FA; :T=10:GOS
UB15:LPRINTGL; FA; GL; HA; HL; HA; P; P; P; P; GL; FA; GG; F0; G0; E0; :LPRINTS9
; BY; CF; Q1; C0; F8; GK; FA; GL; FA; :T=12:GOSUB320
3190 LPRINTS2; BY; EA; Q1; P; P; P; P; GL; FA; GL; Z4; FA; GL; FA; GL; FA; :T=15;
GOSUB15:LPRINTGL; FA; AL; AQ; A5; AQ; AK; B0; D0; E0; E0; E0; S8; BY; CF; Q5; EO
; F0; :T=12:GOSUB320
3200 LPRINTS2; BY; E4; Q1; :T=21:GOSUB15:LPRINTGL; FA; GK; F0; G0; E0; SA;
BY; C9; Q1; E0; E0; GL; FA; GL; FA; :T=11:GOSUB320
3210 LPRINTS2; BY; EM; Q1; :T=21:GOSUB15:LPRINTA5; A2; A5; A2; A5; A2; A5;
A2; A5; A2; A5; A2; A1; A2; A1; A2; A1; A2; A1; A2; A1; A2; A1; A2; A1; A2; S4; BY; CR; Q1; A
5; A2; A5; A2; A5; BA; A5; BA; A5; BA; A5; BA; AL; BA; AL; BA; GL; FA; P; P; P; GL;
FA; GL; F8; GK; F8; GG; F0; GG; E0; E3; E3; A7; AF; A1; A1; A1; E0; G0; F0; GG;
3211 LPRINTF0; GG; F8; GG; F8; GK; FA; GL; FA; P; P; P; GL
3220 LPRINTS2; BY; EM; Q1; :T=24:GOSUB15:LPRINTGL; FA; GL; FA; GG; E0; S3;
BY; D1; Q1; E0; E0; G0; F0; G0; F0; G0; F0; F8; GK; FA; GL; FA; P; P; P; P; GL; FA; GL;
F0; G0; E0; A3; A7; AF; AV; AV; AV; AF; A7; BV; Z6; HU; HS; HO; HG; G0; A1; A2; A4; A
8; A1; A2; A5; AQ; GL; FA; P; P; P; GL
3230 LPRINTS2; BY; A9; A1; :T=24:GOSUB15:LPRINTGL; F0; A1; Q9; A1; BA; AL;
BA; AL; AQ; AL; A9; A5; A2; A1; A2; QA; Q2; E0; E0; G0; F0; CG; F0; CG; F8; CG; F8; G
K; FA; P; P; P; GL; FA; GL; FA; GL; B0; E0; G0; H0; HG; HO; HS; HU; Z4; HU; HS; E0; Q6
; AG; B0; CG; F0; CG; F0; GL; FA; GL; FA; P; P; P; GL
3240 LPRINTS2; BY; A9; A1; :T=23:GOSUB15:LPRINTGL; FA; GL; FA; GH; F0; Q9;
A2; A1; A2; P; P; GL; FA; AL; BA; AL; BA; AL; AQ; A5; Q9; P; P; P; P; P; QB; Q6; GL; FA
; GL; FA; P; P; P; GL
3250 P3=A1+A2+A1+A2+A1+A2:LPRINTS2; BY; A9; A1; :T=22:GOSUB15:LPRINT
A1; A2; A1; E0; E1; E0; G0; E0; G0; E0; C0; E0; Q7; A2; AL; BA; GL; FA; P; P; P; GL; F
A; Q5; AD; A5; BA; GL; FA; P; P; P; P; P; P3; P3; P3; P3; A1; A2; GL; FA; GL; FA; P; P;
P; GL
3260 LPRINTS2; BY; A9; A1; :T=23:GOSUB15:LPRINTP3; A5; A2; A5; A2; A1; A8;
P; P; P; P; GL; A2; A5; A2; AL; BA; :T=14:GOSUB320

```

# Put 64K CP/M® 2.2 in your TRS-80 Model III and tap into 2,000 business programs.

**N**ow you can run programs such as WordStar, dBASE II, SuperCalc, MailMerge and virtually thousands of other CP/M-based programs on your TRS-80 Model III.

CP/M 2.2 is the industry standard operating system that gives you access right now to over 2,000 off-the-shelf business programs.

Our plug-in Shuffleboard III comes with 16K of RAM, giving your Model III the power of full 64K CP/M 2.2 without interference of the ROM or video memory. In fact, the Shuffleboard will appear transparent in the TRS-80 mode and will not interfere with any DOS operation.


**READ and WRITE Osborne, Xerox and IBM personal computer software plus many more popular formats.**

Unfortunately, there is no standardized CP/M format for 5¼" diskettes. But we have developed a way to READ/WRITE and RUN standard programs under the following single-sided formats: Osborne 1 S/D, Xerox 820 S/D, IBM PC\* D/D for CP/M 86 only, Superbrain D/D, Kapro II D/D, HP 125 D/D and TeleVideo D/D.

\*Will Read and Write Only.

## Easy plug-in installation.

It's so simple. The Shuffleboard III plugs into two existing sockets inside your Model III. There are no permanent modifications, no cut traces and no soldering. You'll be up and running in minutes.




### New Products.

**80 x 24 VIDEO BOARD:** Features dual intensity screen, programmable cursor control for block, underline & blink rate, on-board bell with audible keyclick, battery-operated real time calendar/clock, full ASCII character set plus 256 special character graphics, dual RS-232 outputs and composite video output.

**FLOPPY DISK CONTROLLER:** Now you can access 5¼" and 8" floppy disk drives in any combination up to 4 drives of S/D density, S/D sided. Tap into a wealth of CP/M software which comes on 8" IBM 3740 format or Pickles & Trout CP/M for the Model II.

**SOFTWARE:** Additional CP/M software programs are available. Call or write for details.

**OEM and DEALER inquiries invited.**



Introductory price of

# \$299.

The Shuffleboard III comes fully burned-in and tested complete with 64K CP/M 2.2 and MBASIC 80 interpreter, plus software manuals and a first class user's manual — with a 1-year limited warranty and 15-day no-risk free trial — for only \$299.

**See the Shuffleboard III at your dealer's now.**

Once you see what the Shuffleboard can do for your Model III you'll want one at once. If your dealer does not yet stock the Shuffleboard have him give us a call. Or send check, money order, VISA or MASTERCARD number (sorry, no COD's) plus \$5 shipping per board (\$17 outside the USA & Canada)\* directly to the address below. Cal. residents please add sales tax. Credit card purchases can be phoned in directly and we'll ship from stock.

**(415) 483-1008**

\*Air mail shipments to Canada & all other countries.

**Memory Merchant**

14666 Doolittle Drive San Leandro, CA 94577  
(415) 483-1008

461

# PRO-fessional Software

## for DOS/TRSDOS 6.4



A maintenance tool for "CMD" files. Allows you to append 2 or more files, reorganize, and offset. Extract LIB members. \$40

Z-80 assembler/editor supporting nested macros, conditionals, and includes. PRO-CREATES a powerful tool that is easy to use. \$100



Transfer files directly to DOS 6.0 from selected CP/M media. PRO-CURE supports Omikron, IBM, Kaypro, and Osborn formats. \$50

Disassemble directly from disk files or memory. The disk file source output generates 100% labels and handles data. \$40



A 4-function utility package that is loaded with power: DOCONFIG; MEMDIR; PARMDIR; and SWAP. A must for JCL users. \$40

An on-line quick reference card at your fingertips. Screens for DOS and BASIC. Create your own custom HELP files, too. \$25



This is the LC C-language compiler now compatible with DOS 6.0. LC includes the PRO-CREATE macro-assembler package. \$150

A utility to build and maintain your own partitioned data sets. Collect many small files into one and save disk space. \$40



A block-graphics screen editor which is used to create graphic images for BASIC, assembler programs, or printing. \$50

U.S. Shipping: PRO-LC, \$5; PRO-CREATE, \$4; All others \$2. COD add \$1.50. VISA/MC/CHOICE.

MISOSYS  
P.O. Box 4848 - Dept. M  
Alexandria, Virginia 22303-0848  
703-960-2998

LDOS is a trademark of Logical Systems, Inc.  
TRSDOS is a trademark of Tandy Corp.

# Micro-Grip™ III

## FRICION FEED for your EPSON MX-80 or RX-80

- Converts your printer to friction feed of SINGLE SHEETS or ROLL PAPER.
- Fits other printers based on Epson models (IBM PC, Commodore, H-P Dot Matrix, etc.).
- Simple installation; all you need is a screwdriver (no soldering).
- Tractor Feed remains undisturbed.



**ONLY \$39.95**

ADD \$2.00 FOR SHIPPING  
CA Residents add 6% sales tax

MONEY BACK GUARANTEE • QUANTITY RATES AVAILABLE

### MICRO-GRIP

3164 DUMBARTON AVENUE, DEPT. 80

SAN BERNARDINO, CA 92404

PHONE (714) 864-6643



THE ULTIMATE COMPUTER. THE NEW

# LNW80 2 +

NOW:

MODEL 1, 3, and 4 COMPATIBLE!!

CP/M 2.2 and 3.0 COMPATIBLE!!

SOON:

IBM MS-DOS and CP/M-86 COMPATIBILITY!!

PLUS add up to 1 Megabyte of RAM!!

High Speed RANDISK is coming!

## SYSTEMS START AT \$1999

Includes: LNH80-2+, Hi-Res Green Monitor, One Disk Drive, CP/M 2.2, DOSPLUS, Microterm, Electric Pencil, Electric Spreadsheet, Chartex, and the LNH Small Business and Professional Accounting Software Series.

CALL US FOR THE BEST PRICES AVAILABLE  
IN STOCK NOW! Ready for immediate delivery!

# EXCELLONIX

(714) 973-1939 \*\* (213) 650-5754

```

3270 LPRINTS2;BY;A9;A1;:T=44:GOSUB320
3280 P3=GK+F8+GK+F8+GK+F8:GOSUB760
3290 T=13:LPRINTS2;BY;CE;Q1;:GOSUB15:LPRINTSA;S8;BY;CF;Q1;:GOSUB
320
3300 P3=AL+BA+AL+BA+AL+BA:GOSUB760
3310 P=E0+G0+E0+G0+E0+G0:T=44:LPRINTS2;BY;A9;A1;:GOSUB15:LPRINTE
0
3990 GOSUB90
4000 CY="BLUE":GOSUB35:GOSUB5:P=P1
4020 T=44:LPRINTS2;BY;A9;A1;:GOSUB400
4030 T=22:LPRINTS2;BY;A9;A1;:GOSUB15:LPRINTCL;FA;CL;FA;CG;F8;CK;
F8;CK;F8;CG;F8;CK;F8;CG;F0;C0;F8;CK;FA;CL;FA;CL;FA;CL;FA;C0;F0;C
G;F8;CK;FA;CK;FA;CL;FA;:T=16:GOSUB400
4040 T=22:LPRINTS2;BY;A9;A1;:GOSUB15:LPRINTCK;F8;CK;F8;CK;F8;AG;
A8;AG;A8;A4;A2;Q7;E0;CG;FA;CL;FA;CK;QA;Q3;A1;E0;C1;E2;C1;F2;C5;F
A;CL;FA;:T=14:GOSUB400
4050 T=21:LPRINTS2;BY;E4;Q1;:GOSUB15:LPRINTCL;F8;CG;E0;Q2;:T=15;
LPRINTS6;BY;D1;Q1;C0;F0;CG;F0;CG;F8;:GOSUB400
4060 LPRINTS2;BY;AI;Q1;P;P;CL;FA;CL;FA;CG;F0;SA;S3;BY;BA;Q1;E0;E
0;E0;C0;E0;C0;F0;C0;F0;CG;F8;P;P;P;C0;A2;AL;BA;CL;FA;C0;A2;A5
;A2;AL;BA;S6;BY;CR;Q4;:T=13:LPRINTE0;C0;F0;CG;F8;CK;FA;CL;FA;:GO
SUB400
4070 LPRINTS2;BY;AI;Q1;P;P;CL;FA;CL;FA;Q2;S2;BY;BS;Q1;STRING$(57
,1)Q5;S3;BY;AU;Q1;P;P;P;AL;FA;CL;F0;C0;A8;S7;BY;CL;Q5;:T=13:LP
RINTAG;F0;:GOSUB400
4080 LPRINTS2;BY;CQ;Q1;P;P;CL;FA;CL;FA;CL;QA;STRING$(7,85)CK;CG;
CG;STRING$(12,64)CG;CG;CK;CK;STRING$(7,85)CG;CG;C0;QA;Q5;C0;C0;C
0;C0;CG;STRING$(5,85)Q2;S3;BY;B4;Q1;P;P;P;CL;F8;CG;F8;CG;F8;CG;F
8;C0;Q2;A1;A1;Q5;S7;BY;CF;Q2;E0;C0;E0;CG;FA;:T=12:GOSUB400
4090 LPRINTS2;BY;B4;Q1;P;P;CL;FA;CL;FA;CL;Q9;A5;STRING$(5,85)Q4;
S3;BY;B4;Q1;CL;CL;CL;AL;AL;A5;A5;STRING$(10,1)STRING$(6
,5)AL;STRING$(7,85)Q2;S3;BY;B4;Q1;P;P;P;CL;BA;AL;BA;A5;Q6;G0;G0;
Q5;S7;BY;CF;Q5;A1;FA;:T=12:GOSUB400
4100 LPRINTS2;BY;B4;Q1;P;P;CL;FA;CL;FA;CL;Q9;CL;CL;CL;CK;CK;C
K;A4;A2;A2;S2;BY;BA;Q1;A1;A1;A5;A5;STRING$(9,85)STRING$(7,80)
CK;CK;CL;CL;CL;CL;C0;Q8;C0;CG;CL;Q2;S3;BY;AO;Q1;P;P;P;CL;FA;C
L;FA;CL;BA;S9;BY;CF;Q3;A1;BA;CL;FA;:T=12:GOSUB400
4110 LPRINTS2;BY;CQ;Q1;P;P;CL;FA;CL;FA;CL;Q9;STRING$(5,85)STRING
$(8,21)Q6;AK;AK;CK;CK;CG;CG;STRING$(7,85)CK;CK;QA;Q1;A1;C5;C5;C1
;A1;A1;Q7;A4;A5;AL;CL;Q2;S3;BY;AU;Q1;P;P;P;CL;AQ;A5;A2;Q2;S7;B
Y;CL;Q1;A1;A2;A5;A2;AL;BA;:T=13:GOSUB400
4120 LPRINTS2;BY;CQ;Q1;P;P;CL;FA;CL;FA;CL;Q9;STRING$(11,64)QA;Q5
;STRING$(8,64)Q9;STRING$(6,64)Q9;C0;C0;C0;C0;Q2;S3;BY;BA;Q1;P;P;
P;P;P;AL;AQ;A5;A2;A5;A2;A1;A2;A1;A2;S2;BY;D7;Q6;A2;AL;BA;C
L;BA;CL;BA;:T=15:GOSUB400
4130 LPRINTS2;BY;AI;Q1;P;P;CL;FA;CL;FA;Q2;SA;S5;BY;BG;Q1;:T=7:GO
SUB15:LPRINTCL;F8;Q4;S2;BY;D1;Q1;B0;E0;C0;F0;C0;F0;CG;F8;CG;F8;C
K;FA;:T=14:GOSUB400
4140 LPRINTS2;BY;AI;Q1;P;P;CL;FA;CL;FA;Q2;SA;S5;BY;BA;Q1;P;P;P;P
;CL;FA;CL;FA;CG;F0;CO;F0;C0;F0;C0;F0;C0;F0;CG;F0;CG;F0;S5;BY;CL;

```

```

Q1;C0;E0;CK;FA;CL;FA;:T=13:GOSUB400
4150 LPRINTS2;BY;AO;Q1;STRING$(16,129)A1;A1;A1;A1;Q4;SA;BY;BG;Q1
;STRING$(13,1)Q5;STRING$(6,1)STRING$(24,129)S8;BY;CL;Q1;A1;A1;A1
;STRING$(82,129)
4240 T=8:GOSUB10:LPRINTTAB(38)BY;AO;Q1;A4;A4;AU;AU;AU;AU;STRING$(
10;4)AU;STRING$(6,63)AU
4990 GOSUB90
5000 CY="GREEN":GOSUB35:T=12:GOSUB10<
5120 LPRINTS6;BY;C0;Q4;STRING$(8,63)BO;BS;AF;A3;A1;QA;A8;BO;BO;B
O;BG;BG;B0;B0;BV;BV;BV;BV;BG;B0;Q4;BG;BH;BJ;BV;BO;BO;BS;Q8;B0;B0
;BH;BV;BV
5130 LPRINTS6;BY;BV;Q4;Z7;AV;AF;A7;A3;E1;C0;B0;A1;A7;A7;A3;STRIN
G$(10,1)A3;AF;Z2;AV;AF;E7;AF;AF;A7;A7;A8;A8;A7;A7;E7;EF;Z2;BV;DV
;DV;DV;BH;BH;A1;A3;BV;Z4
5140 LPRINTS6;BY;BV;Q5;HS;HU;Z8;Z4;HH;H1;G0;H1;G0;H1;A3;G7;H7;Z7
;Z7;AV;BV;AV;BV;STRING$(5,252)HO;HO;HO;HO;STRING$(7,240)G0;E0
5150 LPRINTS7;BY;AU;Q1;STRING$(30,128):T=5:GOSUB10
5210 LPRINTTAB(38)BY;AR;Q4;A1;A1;A3;A7;A7;AF;AS;BO;BO;D0;C0;HS;D
U;DU;BV;BV;AV;AF;AF;A7;A7;A3;A3;A1
5220 LPRINTTAB(37)BY;B2;Q4;A8;AS;BS;BO;DG;H0;G0;G0;G0;H0;G0;Q8;A
1;A3;AF;BV;HU;HS;HP;HI;H4;G8;EG;B0
5230 LPRINTTAB(39)BY;AH;Q6;A1;A7;DU;HT;HR;HM;HC;GO;FG;D0;C0;E0
5240 LPRINTTAB(39)BY;A8;Q5;EG;B0;C0;E0
5990 GOSUB90
6000 CY="DRESS":GOSUB35:T=13:GOSUB10
6130 LPRINTTAB(27)BY;AT;Q1;A1;A1;A3;A3;A3;A3;A6;A6;A6;AF;AF;A
V;AV;BV;BV;BV;BV;DN;DN;BJ;AT;AF;AD;AE;A7;A7;A3;A1
6140 LPRINTTAB(26)BY;B7;Q5;A8;BO;DG;G0;HS;G0;HO;HG;E1;AV;DV;HS;H
G;H0;H0;G0;E0;E0;E0;E0;E1;G0;H0;HG;HG;HO;HU;BV;BV;EF;G1;HG;BS;AF
;A3
6150 LPRINTTAB(27)BY;B1;Q4;BG;DS;H7;Z3;DS;AO;AO;STRING$(6,8)G0;G
0;AV;DO;G0;DG;A3;E1;Z3;AF;AF;HS;H0
6160 LPRINTTAB(29)BY;AK;Q1;AO;AS;AS;BU;BV;BV;Z2;DV;DV;AV;AV;Z2;H
H;HT;HE;E6;A3;A1
6170 LPRINTTAB(29)BY;AQ;Q1;A1;A7;A7;AF;AV;BV;A3;Z1;HO;HS;HU;Z2;H
S;HU;Z2;GF;C7;F0;CG;BG;BG;AS;A8;A4
6180 LPRINTTAB(29)BY;AR;Q1;E0;E0;HG;HS;H0;G0;H0;H5;A3;A1;A6;E
7;Z1;DV;D7;BM;GC;HM;HU;Z2;DV;BV;AV;AF;A3
6190 LPRINTTAB(24)BY;AI;Q1;AI;AF;DV;BU;AO;AS;AS;A6;A7;A7;AE;AE;A
3;A1;A1;Q3;S1;BY;B4;Q4;A1;A1;A3;A1;A1;E0;E0;E0;G0;G0;D0;BG;D0;E0
;HG;H0;G0;DO;AU;A7;A1;HG;BG;AU;E7;H3;HG;HO;HU;Z2;DV;AV
6200 LPRINTTAB(23)BY;C4;Q1;A1;A3;A7;AF;BS;HG;G7;DG;G0;AE;BO;H0;A
1;A1;E0;E0;AS;A7;G0;G0;E0;C0;A3;STRING$(5,32)AO;AV;AV;AV;HO;HG;H
O;HS;Z1;H0;DG;BO;AE;AE;A7;A3;STRING$(5,1)AF;A3;A1;A3;A7;AF;A7;A1
;A7;AV;BV;Z1;A3;E3;G7;H7;Z2;DV
6210 LPRINTTAB(23)BY;C0;Q1;HO;HO;BO;BO;DO;HO;STRING$(5,56)DU;
HO;STRING$(6,14)HU;BU;AU;A2;STRING$(6,1)AU;STRING$(11,14)ES;H
S;HS;BV;BO;HG;HG;DG;DG;DG;HG;H0;H0;G0;G0;E0;E0
6220 LPRINTTAB(31)BY;A5;Q2;A1;A3;A3;A1
6230 LPRINTTAB(26)BY;A6;Q1;A1;A1;Q3;S3;BY;AJ;Q4;A1;AF;AS;DO;G

```

## Listing 4 continued

```

Ø; EØ; EØ; GØ; GØ; DØ; DØ; BG; AO; AS; AE; A7
624Ø LPRINTTAB (25) BY; AI; Q5; A3; AV; HS; GØ; GØ; HØ; HØ; DG; DG; BO; DJ; BV; A
U; AS; S2; BY; AI; Q3; GØ; GØ; GØ; GØ; DØ; BG; AO; AF; A3; Q6; A1
625Ø LPRINTTAB (24) BY; AO; Q1; EØ; EØ; HØ; HØ; DG; DG; BØ; BØ; BØ; BO; HØ; EØ; Q
5; AI; AF; DO; HØ; EØ; Q2; S3; BY; A4; Q3; Z2
626Ø LPRINTTAB (26) BY; A6; Q1; A2; A2; A2; AE; BS; HØ; S4; BY; A3; Q1; AI; Z1; H
F
699Ø GOSUB9Ø
7ØØØ CY="BORDER":GOSUB35:P=A3+A7+A3+A7+A3+A7
7ØØ5 LPRINTBY; AU; AI; Q3; A5; A3; A7; :T=46:GOSUB15:LPRINTA3; A7; A3; A5:
X=Ø
7Ø1Ø X=X+1:LPRINTBY; A6; Q4; CL; Z2; SD; S6; BY; A4; Q2; Z2; CL: IFX<31 THEN 7
Ø1Ø
749Ø P=DØ+DG+DØ+DG+DØ+DG:LPRINTBY; AU; AI; Q3; CG; HØ; HG; :T=46:GOSUB1
5:LPRINTDØ; HG; HØ; CG
7495 GOSUB9Ø
75ØØ CY="BLACK":GOSUB35:T=6:GOSUB1Ø
756Ø LPRINTS4; BY; D1; Q5; AF; BG; CO; FA; EL; EA; E4; E1; STRING$ (75, 129) C1
; C1; C1; B1; B1; B1; AH; AH; A9; A7
757Ø LPRINTS4; BY; D1; Q5; Z1; Q3; DV; EØ; EV; BØ; STRING$ (5, 64) C1; STRING$
(57, 66) C1; CØ; CØ; CØ; CØ; DV; CØ; DV; STRING$ (11, 64) DV; Q1; Z1
758Ø GOSUB7ØØ:LPRINTBY; CQ; Q4; DV; EØ; Q4; AI; A2; A4; A8; AG; STRING$ (9, 3
2) AG; AG; A8; A4; A2; AI; QA; AE; AO; AG; AG; A3; A6; A4; Q3; AO; BG; BØ; A3; A6; A4
; Q8; HO; A7; Q3; Z1; :GOSUB72Ø:LPRINTQ1; AV; DØ; EE; EH; EH; EH; EE; DØ; AV; :G
OSUB73Ø:LPRINTQ5; S3; BY; A8; Q5; AI; A2; A2; A1
759Ø GOSUB7ØØ:LPRINTBY; AU; Q3; AF; HG; Q4; DV; EØ; QA; Q8; EØ; DV; S5; BY; AU
; Q5; Z1; Q3; Z1; :GOSUB72Ø:LPRINTQ2; E3; C4; B4; B4; C4; E3; Q2; Z1; :GOSU
B72Ø:LPRINTQ5; S3; BY; A8; Q5; GØ; BØ; BØ; GØ
76ØØ GOSUB74Ø:LPRINTQ3; AI; AI; AI; HH; AE; A2; AI; AI; D1; HG; DØ; Q7; AI; A2
; A4; A8; AG; HØ; Q7; A3; A4; STRING$ (5, 8) A4; A2; AI; Q4; AV; BØ; CØ; STRING$ (6
, 128) CØ; BO; A7; :GOSUB72Ø:LPRINTQ3; Z1; :GOSUB72Ø:LPRINTQ1; HO; A6; DI;
E9; E9; DI; A6; HO; :GOSUB71Ø
761Ø GOSUB74Ø:LPRINTQ3; EØ; CØ; BØ; STRING$ (5, 16) H1; BU; BØ; Q3; BU; C2; C
1; E1; A2; A4; A4; A7; Q6; A3; A2; HU; A2; AI; AI; AO; AO; Q4; A3; HS; BG; B8; B4; H4
; AK; AT; G6; GØ; Q1; A7; A5; A5; A9; AG; HØ; :GOSUB72Ø:LPRINTQ2; :GOSUB73Ø:P
=AG+AV:T=5:GOSUB15:LPRINTAG; Z1; Q1; Z1
762Ø GOSUB74Ø:LPRINTQ5; AI; A7; A4; A2; DP; E6; AI; Q9; A8; BK; G4; A4; A4; A8
; A8; AG; AV; Q1; E1; CØ; C7; C8; CG; BØ; Q2; BG; C9; EA; AK; A8; A7; A4; A3; DV; EØ;
Q5; BG; CG; EH; AE; Q2; HU; Q2; :GOSUB73Ø:P=A4+Z1:T=6:GOSUB15:LPRINTQ1; Z
1
763Ø GOSUB74Ø:LPRINTQ6; FØ; DØ; AG; A8; E4; C2; F1; CH; B7; AO; A8; A4; A2; ST
RING$ (8, 1) A2; A6; DO; EØ; CØ; FØ; EG; C8; HG; AG; A8; A8; AF; AF; A8; E8; C8; CG;
DØ; GØ; CØ; EØ; EØ; C4; CA; CA; DI; DS; CØ; EØ; Q2; :GOSUB72Ø:LPRINTQ3; :GOSUB
73Ø:P=A2+Z1:T=6:GOSUB15:LPRINTQ1; Z1
764Ø GOSUB7ØØ:LPRINTBY; CQ; Q4; HS; A2; AI; QA; Q2; AE; AI; B3; B2; B1; H2; A4
; H8; AO; QA; Q3; CØ; FØ; CØ; BØ; GØ; STRING$ (5, 2) A4; A4; A4; A8; A8; A8; A8;
AG; AG; AG; BØ; CØ; EØ; Q3; :GOSUB73Ø:P=A1+Z1:T=6:GOSUB15:GOSUB72Ø:LPRIN
TQ5; S3; BY; AJ; Q3; AI; A2; A4; A8; STRING$ (7, 16) A8; A8; A8; A4; A2; AI
765Ø LPRINTS4; BY; D6; Q5; GØ; DØ; BO; A6; Z1; :GOSUB72Ø:LPRINTQ7; EØ; EØ; C
Ø; STRING$ (1Ø, 65) STRING$ (1Ø, 66) C4; STRING$ (5, 69) E5; E5; E5; E5; E9; STR

```

```

ING$ (5, 138) AI; STRING$ (5, 2Ø) B4;
7651 LPRINTSTRING$ (7, 41) C9; CI; CI; CI; CI; CN; CK; EN; F4; H4; C4; C8; C8; C
8; CE; C9; C8; CG; CG; CV; CG; DG; CØ; CØ; GØ; Q5; S3; BY; B6; Q1; BV; GØ; Q2; A3
; A2; A2; AI; Q2; BO; C4; CE; BS; AG; Q4; GØ; BG; AD; A2; AI; AI; A9; A9; A6; A6; A4;
A4; STRING$ (6, 8) A7
766Ø LPRINTS5; BY; CQ; Q3; Z1; F1; FV; FG; FC; FV; F1; F1; F1; F1; F2; F2; F3; F2
; B2; C2; C2; STRING$ (8, 68) STRING$ (6, 136) EG; EG; EG; EG; AG; AG; AG; STRIN
G$ (7, 32) STRING$ (7, 64) STRING$ (4, 128) QA; Q2; HØ; BØ; HØ; Q7; Z1; Q3; Z1; Q5;
7661 LPRINTS4; BY; BG; Q1; HG; AE; AI; Q1; GØ; DØ; DØ; HØ; GØ; Q2; BØ; AG; DØ; Q4
; AI; A2; AO; DØ; EØ; EØ; GØ; AG; AG; AG; BØ; BØ; BØ; BØ; CØ; DØ; CG; E8; E5; A2;
A2; A2; A4; A4; A4; A8; A8; BØ; EØ
767Ø GOSUB75Ø:LPRINTQ1; AI; HU; Q3; S9; BY; AI; Q9; EØ; DV; Q2; Z1; Q5; S4; BY
; AJ; Q3; G1; B2; B2; B1; BØ; BØ; STRING$ (9, 32) DØ; GØ
768Ø GOSUB75Ø:GOSUB72Ø:LPRINTQ4; S9; BY; AI; QA; HØ; BØ; BØ; HØ; Q5; S3; BY
; AI; Q1; AI; A2; A4; A8; AG; BØ; CØ; EØ; AI; AI; A3; E4; HG; Q5; S3; BY; A3; Q1; EØ;
DV; AI
769Ø GOSUB75Ø:LPRINTZ1; Q5; SA; S5; BY; BF; Q1; EØ; CØ; BØ; AG; AG; AG; BØ; CØ
; EØ; CØ; FØ; AG; A8; A4; A4; A8; AG; A8; A4; A2; AI; QA; Q2; AI; A2; A4; AQ; H1; EØ;
EØ; CØ; BØ; AG; A8; A4; A2; AI
77ØØ LPRINTS5; BY; AI; QA; EØ; EØ; EØ; EØ; Q5; SA; S8; BY; B4; Q3; EØ; CØ; DU; B1
; BØ; BØ; BØ; BO; B7; BØ; BØ; CØ; EØ; Q5; EØ; CØ; BØ; AG; A8; A4; A6; AE; AU; FS; BO;
Q5; S8; BY; A3; Q2; AI; AI
771Ø LPRINTTAB (26) BY; AU; Q6; GØ; BO; A7; AI; AI; AI; H3; AV; STRING$ (17, 1)
S7; BY; AS; Q3; AI; A2; A2; A4; A8; A8; AG; B3; C4; C4; EO; BS; A2; E1; E1; CØ; CØ; B
Ø; AG; AG; A8; A8; A4; A4; A2; AI
772Ø LPRINTTAB (27) BY; A6; Q3; GØ; GØ; GØ; GØ; S9; BY; B3; Q3; AE; AI; B2; C3; C
4; E8; AG; B1; BØ; BØ; AG; BO; G4; A8; A1; AH; AJ; A2; EC; FG; GØ; E1; A2
; A4; A9; AI; B4; C8; EG; HØ
773Ø LPRINTTAB (33) BY; A6; Q1; AI; A7; A7; A3; AI; AI; S3; BY; BØ; Q5; EF; CF; F
8; CO; F8; AN; AQ; A5; A2; AI; A2; A4; AI; E2; HT; E2; A4; A9; AI; B4; C8; EO; B8; C8
; E8; E8; A8; AF
774Ø LPRINTTAB (22) BY; AI; Q4; A3; STRING$ (5, 7) A3; A3; AI; AI; Q5; S7; BY; A
I; Q5; AI; AF; Z4; HU; HO; HG; Q5; S2; BY; BØ; Q5; Z2; A4; A4; AU; HJ; AI; AU; EC; CC
; FC; GS; CC; ES; BC; CC; EC; EC; AU; B1; STRING$ (5, 64) AV; A8; Z1
775Ø LPRINTTAB (22) BY; AO; Q4; GØ; HØ; HG; HO; HU; Z5; A3; AI; AI; AI; A7; AV; B
O; BG; Q3; S5; BY; AI; Q3; GØ; DØ; BG; BG; AO; AF; BV; Z3; HO; GØ; Q3; S3; BY; BØ
; Q5; HS; HS; AK; AK; AK; HK; HK; STRING$ (14, 2Ø) STRING$ (5, 148) AK; AK; HS
776Ø LPRINTTAB (23) BY; AO; Q4; EØ; GØ; HØ; HG; HO; HO; HS; Z2; BV; AV; AV; AF; A
F; A7; A7; A3; A3; A3; A3; A2; S4; BY; AD; Q1; AI; A3; AF; AV; BV; BV; DV; Z3; HS; HG
; EØ
777Ø LPRINTTAB (24) BY; AI; Q7; EØ; GØ; HØ; HG; HO; HS; HS; HS; HG; HØ; EØ; Q1; S
4; BY; A9; Q1; HG; HS; HU; HU; HS; HO; HG; GØ
779Ø LPRINT:LPRINTTAB (16) EY; CG; D5; DI; DG; D5; DK; DL; D1; DC; S1; CD; DF;
DK; D9; DF; DE; EX
78ØØ IFNY<>AF THEN 782Ø
781Ø LPRINT:LPRINTTAB (4Ø) NY; AR; CJ; AI; C2; CP; BQ; S1; CB; C1; CC:GOTO79
9Ø
782Ø T=3:GOSUB1Ø:LPRINTTAB (4Ø) NY; C2; DP; BQ; S1; CB; D1; DC
799Ø GOSUB9Ø
8ØØØ CY="DONE":GOSUB35
8ØØ9 ' NOTE: ADD STATEMENTS 899Ø-9195 OF PROGRAM LISTING 1.

```



# CHILD'S PLAY



## AN EDUCATIONAL PROGRAM FOR CHILDREN AGES 2 TO 7 YEARS

This machine language program contains fast **animation, sound effects, tunes, and speech.** The speech has two options: it can be generated by computer or by a VS100 speech synthesizer (speech options described later). The program is easily controlled by a friendly menu-man who points to the options that may be chosen. The main menu contains four sections: • **Learn the Alphabet** • **Learn to Count** • **Learn Shapes** • **Learn Words**. Each section contains three subsections which can easily be manipulated, giving twelve games in all. The menu selection is accompanied by a different nursery rhyme tune for each menu.

### LETTERS

This option allows the child to select letters at random, match the current letter displayed, or type in the next letter. When a correct response is given, an animation associated with the letter moves across the screen, e.g., Z for Zebra. The computer says the letters also.

### NUMBERS

This option allows the child to select the numbers zero to nine at random, match the current number displayed, or type in the next number. Men walk out on the screen equal to the number chosen. This section also contains speech.

### SHAPES

This section allows the child to control the menu-man, moving shapes from the left hand of the screen to the right hand of the screen. The first level allows the child to pick up shapes using the spacebar. The second level, in addition, allows the child to control the menu-man with the arrow keys. The third level puts a small 'Bee' on the screen which the child must avoid while manipulating the menu-man and shapes.

### WORDS

This final section allows the child to type in letters to form words. The first level asks for a word to be typed in, then to be repeated before another word can be tried. The second level

prompts the child with a word which must be matched before an animation will appear on the screen. The last level shows the animation on the screen. Then the child must type in the correct word before the next animation is shown. This section contains speech also.

### SPEECH

The program can be bought as a stand-alone program with computer-generated speech, which uses 'your' speaker amplifier. However, we have also made the program compatible with an 'Alpha Products VS100' speech synthesizer for improved speech quality. (This can be purchased from 'Alpha Products' subject to availability.) The speech is not available for a 16K machine.

Software available for the **TRS80\* Models 1, III, and IV.** Also soon available for the **Timex.** 16K tape (no speech), 32K tape, 32K disk, 48K disk. All programs for

**\$29.95***(Indiana residents add 5% sales tax. COD add \$2.00)*

Name \_\_\_\_\_ Address \_\_\_\_\_

City/State/Zip \_\_\_\_\_

Total Enclosed \$ \_\_\_\_\_ (Allow 2 weeks to clear checks)

Charge my VISA  MasterCharge 

Card # \_\_\_\_\_ Exp. Date \_\_\_\_\_

Signature \_\_\_\_\_

INDIANA SOFTWARE GROUP, INC.  
P.O. BOX 627 • COLUMBUS, INDIANA 47202

TELEPHONE (812) 372-4042

\*TRS80 is a registered trademark of Tandy Corp.

**two/sixteen**  
magazine

The Journal for business, professional and scientific workers of the TRS-80 community.

**THE ONLY**  
**MAGAZINE FOR**  
**MODEL II & 16**  
**USERS**

two/sixteen magazine  
131A East Orange St.  
Lancaster, Pa. 17603

522 (717) 397-3364

**80micro**  
Single Back Issues



January 1980 to June 1980 ..... 3.00  
Single back issue  
July 1980 to May 1983 ..... 3.50  
Single back issue  
June 1983 on ..... 4.50  
Add \$1.00 per magazine for shipping.

10 or more back issues  
add \$7.50 per order for shipping. ®

Back issues • Attn. Mail Order  
80 Pine St. • Peterborough, NH 03458

**TRS-80\* SOFTWARE**



Write for our incredible catalogue of over 100 pages, containing hundreds of programs for the Model I and III. Colour computer programs available in the Fall Catalogue is \$5.00 refundable on your first order. All software is unconditionally guaranteed for life! Canadian manufacturer and distributor for Molimerx Ltd. of England.

DEALERS WELCOME

**GAMES/DOS/UTILITIES/  
BUSINESS PROGRAMS**

*LDOS	\$159.95	*POWERMAIL PLUS	\$199.95
*MULTIDOS	\$129.95	*AIRBUS	\$ 41.95
*ACCEL 4	\$139.95	*DATA WRITER	\$189.95
*FROGII	\$ 23.95	*DRIVER COMPILER	\$ 43.95
*JUMBO	\$ 40.95	*ENIGMA	\$ 36.95

**FULLY SUPPORTED  
COMPUTER SOFTWARE**  
\*Trademark of Tandy Corporation

**JSOFT** 177

P.O. Box 1437, WINNIPEG, Manitoba R3C 2Z4  
(204) 942-0963 CANADA

## THOR symbol of new power for your Model I/III/4 Computer

CALL 1-800-641-3885 for orders only. For technical information or in Colorado call: 303-337-5909.

### THOR INTERNAL MODEL III/4 DISK DRIVES

All the hardware and easy directions to install one or two drives—With TRSDOS\*—(NEWDOS\* for dual drives)

Kit containing one two drives.	1 Drive	2 Drive
Single 40	\$532	\$752
Dual 40	\$618	\$818
Dual 80	\$702	\$952

### THOR WINCHESTER DISK SYSTEM

One or two drives—Price includes one drive with NEW-DOS-80\* case and power supply—Slot for second drive

5 Megabyte	\$1449
10 Megabyte	\$1649
15 Megabyte	\$1899
20 Megabyte	\$2149

### SPECIAL PRICE



Winchester/Network Unit

**wms** Western Micro Systems  
• 2760 South Havana, Suite S •  
Aurora, Colorado 80014

### THOR NETWORK CONTROLLER

Connect up to 254 computers of most any make over as much as 5000 feet of cable—Share 5 to 60 mega bytes or more of disk storage—Call for additional information and prices

### THOR DIGITAL PORT

14 IN and 15 OUT—Each port a full 8 bits  
Connector to attach to Model I/III/4 bus—  
Complete with cable and case—Requires 5 volts at 150 ma  
Assembled and tested

For Model I Only	\$39.95
For Model III/4 Only	\$44.95

### THOR POINT-OF-SALE SYSTEM

Includes 16 lines of 32 changes of green screen monitor (adjustable tilt), keyboard, 40 character per line alphanumeric printer, and cash drawer—Software to perform all cash register functions such as automatic pricing, inventory control, and daily totals. Can plug into a Model III/4 or the THOR NETWORK. \$1799

(Prices Subject to Change Without Notice)

\*TRSDOS is a trademark of Tandy Corp. and NEWDOS-80 is a trademark of Apparat, Inc. Prices are cash—Visa MasterCard American Express COD available on request

Dealers enquiries welcome

238

# Data-base Duo

by Wynne Keller

**I**f you need the speed of an in-memory data base, read this comparison between Reader's Digest's ListMaker and SofTrends' Promise!

★ ★

**ListMaker**  
 Reader's Digest  
 Microcomputer Software Division  
 Pleasantville, NY 10570  
 Models I and III  
 \$99

★ ★ ★ ★ ½

**Promise! (formerly Aidsplus)**  
 SofTrends Inc.  
 26111 Brush Ave.  
 Euclid, OH 44132  
 Models I and III  
 \$129

ListMaker and Promise! are two new in-memory data bases for the Models I and III. The programs are very similar in basic intent, but completely different in the way they accomplish in-memory data management.

ListMaker isn't a bad program. It has some nice features, including the ability to split and merge files, change field locations, and produce printouts that support both text and data base records without a word processor.

However, ListMaker can't compete with Promise!. Promise! loads more rapidly, has far better searches and data displays, is easier to add to and edit, prints files that don't fit in memory, and manipulates files and fields with great sophistication.

## In-Memory Data Bases

In-memory data bases like ListMaker and Promise! have a smaller data-handling capacity than their big brothers, random-access data bases. That's because any in-memory data base maintains all its data in the computer's random-access memory (RAM) as you work with it. When you finish working with the program, it saves the data on disk as a sequential file.

In a typical application (140 characters per record), about 200 items fit in memory. If you don't have enough room for an entire file, you divide your file in portions and work with one portion at a time.

Obviously, these programs become awkward to use if you have to split your file into too many sections. In-memory data bases have this limitation built in. (Random-access programs hold as many items as the disk allows and can access each item one at a time directly from the disk.)

But in-memory data bases have a clear advantage over random-access data bases in speed. They perform searches and sorts nearly instantaneously. And when you add records, you move from one record to the next without the brief but annoying disk access a random-access data base requires.

## ListMaker

Reader's Digest, manufacturers of ListMaker, target the package for the

educational market, emphasizing school applications. But like all data bases, you can use ListMaker for any data-base application—business, school, or home.

ListMaker comes on a TRSDOS-formatted disk. You have to specify whether you want a Model I or Model III disk when you place your order. The manual states that you can back up the disk only once; however, I wasn't able to back it up at all because the manual doesn't supply the disk's password. The usual TRSDOS password, PASSWORD, didn't work.

The program requires a separate data disk. You can run it on a single-drive machine, but this involves a lot of inconvenient disk swaps.

ListMaker's 80-page manual is attractively printed on heavy paper in a three-ring binder. After several introductory chapters, the manual delves into chapters on business and educational applications. Depending on your intended use, skip to the appropriate section.

Each section presents essentially simi-





# Ammicro introduces the first letter quality printer for \$680 that can also be used as a typewriter.



## The **MICROWRITER™** Daisy wheel printer.

There was a need for a low cost letter quality machine that would be suitable for use as an office typewriter, and as a computer printer. Ammicro met that need by combining the Microwriter parallel interface and the traditional Olivetti craftsmanship that was available in their **Praxis** machine.

With the Microwriter you can have the best of both worlds a letter quality printer, and a high quality office typewriter all in one machine, that sells for less than the cost of a good dot matrix printer!

It's not just printer or a typewriter that comes complete with a deluxe carrying case, but a feature-packed, lightweight machine that doubles as an office typewriter. This printer is a simple, low cost, reliable unit which can be utilized with word processing systems, microcomputers, personal computers, and small business systems. The Microwriter's low noise level and slim modern styling allow it to blend with any decor.

The Microwriter's print quality is identical to the finest office typewriters on the market. This machine is not only perfect for letters and manuscripts, but with its 165 character, 12 inch print width, the machine is perfect for letter quality budget spread sheets, price lists, data sheets, and forms.

The Microwriter can tab, rule single lines both vertical and horizontally, underline and print at 10, 12, or 15 characters per inch (switch selectable)! Its ten character memory for automatic error correction, lift off correction ribbon, and fixed or programmable page formats are a few of the many features that make it a perfect office typewriter. Microwriter not only handles letter and legal size sheet paper in widths up to 12 inches wide, but also handles fanfold paper.

There's a wide selection of 21 interchangeable daisy wheels available. And ribbon cassettes that just drop in.

Its operation as a computer printer is simple. Just load it up with paper and you are ready to go. Centronics compatible parallel output cables are currently available from stock for the following computers: IBM PERSONAL COMPUTER™, OSBORNE 1™, ZENITH Z-100™, BURROUGHS B-20™, Convergent Technologies models IWS & AWST™, TRS-80 MODEL I, II, III™, APPLE II™. . . custom cables also available by special order.

This machine creates a new standard by which all current low cost letter quality printers will follow. Ammicro's Microwriter is truly designed for the lifestyles of the 80's and for decades to come.

Why settle for just any printer when you can have a **MICROWRITER**. . . a fine letter quality typewriter for you and your computer.

The Microwriter is the only daisy wheel printer on the market for **\$680**. For more information, see your local computer dealer or contact Ammicro directly.

**ammicro™** corp  
122 East 42 Street, Suite 1700, New York, N.Y. 10168

(212) 254-3030

258



MICROWRITER is a trademark of Ammicro Corporation. PRAXIS 30 is a trademark of Olivetti.

FOR TRS-80 MODELS 1, 3 & 4  
IBM PC, XT, AND COMPAQ

## The MMSFORTH System. Compare.

- The speed, compactness and extensibility of the MMSFORTH total software environment, optimized for the popular IBM PC and TRS-80 Models 1, 3 and 4.
- An integrated system of sophisticated application programs: word processing, database management, communications, general ledger and more, all with powerful capabilities, surprising speed and ease of use.
- With source code, for custom modifications by you or MMS.
- The famous MMS support, including detailed manuals and examples, telephone tips, additional programs and inexpensive program updates, User Groups worldwide, the MMSFORTH Newsletter, Forth-related books, workshops and professional consulting.

# MMSFORTH

## A World of Difference!

- Personal licensing for TRS-80: \$129.95 for MMSFORTH, or "3+4TH" User System with FORTHWRITE, DATAHANDLER and FORTHCOM for \$399.95.
- Personal licensing for IBM PC: \$249.95 for MMSFORTH, or enhanced "3+4TH" User System with FORTHWRITE, DATAHANDLER-PLUS and FORTHCOM for \$549.95.
- Corporate Site License Extensions from \$1,000.

If you recognize the difference and want to profit from it, ask us or your dealer about the world of MMSFORTH.

MILLER MICROCOMPUTER SERVICES  
61 Lake Shore Road, Natick, MA 01760  
(617) 653-6136

137

lar material with either business or school examples. The final chapters provide more detailed information and include a flowchart of program operations and explanations of all menu commands.

Many sections of the manual are on the disk as a separate help option. Help isn't available from within the program; you have to save your data and return to the main menu to use this option. A Help menu lets you identify the problem and send the information provided to the printer.

### Promise!

SofTrends supplies Promise! on a special disk that boots in a Model I or III, but doesn't include a complete operating system. You supply a disk with an operating system on it and follow simple instructions to transfer the programs onto your disk. I used DOS-PLUS, but the program is compatible with all major operating systems.

You still have room on a double-density disk for some files after you transfer Promise!. Promise! is easier to use than ListMaker if you have only one drive. Two-drive owners will probably want to put all the Promise! companion programs, such as CALCS and FORMAX, on the disk with Promise! and maintain a separate data disk.

Promise! isn't protected. You can move the programs that make up the Promise! system about at will to make room for files.

The Promise! manual I used was a preliminary version. The final version will be printed in a spiral-bound 5½- by 8½-inch booklet.

The program screens display references to pages in the manual. If you have trouble with any screen, you know where to go for help. Unlike ListMaker, the Promise! Help function is available from the main menu and you don't need to save the file in memory before using it.

Another Help feature I like is the flash on the screen whenever you make a mistake. You can see the flash even if you're not looking directly at the screen. It's a warning that you're doing something wrong.

### Initialization

As its name implies, ListMaker isn't a full data-base management program. This is evident in its maximum field length (30 characters) and the lack of its calculation ability. The program is designed for mailing lists and similar groups of short data.

ListMaker allows no more than 12

fields and you must state at the outset how many you intend to use. Then you enter the field name and length; you have an opportunity to make corrections at the end of the initialization process.

ListMaker permits only one field type: alphanumeric. Since the program doesn't perform calculations, you have no need for numeric fields.

When you finish initializing, name the file and write it to disk. This is called the List Format File and you must load it at the beginning of every session. You can establish as many list formats as you want.

Promise! allows eight more fields

---

*"Promise! allows  
eight more fields  
than ListMaker  
and... you can use  
subfields by combining  
several short fields  
into a single one."*

---

than ListMaker and, if you need more than 20 fields, you can use subfields by combining several short fields into a single one. You can still access such data separately via the subfielding search techniques. The total length for all fields can't exceed 255 characters per record.

As you initialize fields, the screen shows how many bytes you've used and how many records would fit in memory if you stopped initialization at that point. This information is highly useful. You want as many records as possible to fit in memory, and with this feature it's easy to fine tune the data base to its most efficient size.

You can edit, delete, or insert fields at any point in the initialization process. The Promise! editor is more sophisticated than ListMaker's.

Promise! supports numeric fields because even the core program provides totals and subtotals, and because the CALCS program offers more sophisticated math. During initialization, specify whether you want a decimal point and decimal-place accuracy.

As in ListMaker, you must save the field information for Promise! in a descriptor file. When you name the file, Promise! encourages you to add the suffix /DSC, so it is easy for you to distinguish descriptor files from data files.

These files are important; they are the map by which both programs read your

data. The Promise! descriptor files also contain search specifications and report formats; therefore, it's useful to keep the descriptor file up to date.

You can use both programs for many different projects, so devise a file-naming scheme that clearly connects the descriptor file with its own data. A Model III disk holds a lot of data, and it's easy to forget which descriptor goes with which data file.

#### Add, Search, Edit

To add data to ListMaker, load the appropriate list format file, then select the Add option from the main menu. The field names appear on the left side of the screen, and an adjacent line indicates the field length.

ListMaker permits very little editing. If a typing error occurs, press the left-arrow key to go back and change the error. Unfortunately, the Model III's auto repeat is disabled so you must press the key once per character. A shift/left-arrow key sequence erases the whole line.

At the end of each field, press the enter key to go to the next line. It isn't possible to return to a field once you press the enter key and you can't make corrections at the end of each record. This can be annoying, since you might not notice mistakes until the cursor is past the field in which errors occur.

Because in-memory data bases locate records very quickly, they normally don't use record numbers. To find any item in the file, the program makes a search. The search requires that upper- and lowercase letters match.

ListMaker offers three types of searches: in-string, exact match, or single-character. The in-string search starts at the left and finds all records matching the search characters. For example, Smi would find Smith, Smithfield, Smithye.

The exact match search, using the same letters, wouldn't find any name but Smi; longer names wouldn't qualify.

The single-character search looks for a character in a certain position, such as i as the third character. I tried the single-character search several times and it always locked up the computer. The other searches worked fine, and found a record at the end of the file in about 10 seconds.

All ListMaker searches must be for an "equals" condition. Greater than or less than searches aren't supported. You can make searches on only one field at a time. This might be insufficient for some purposes. If you want to

## THRILL YOUR FRIENDS THIS CHRISTMAS



with a gift from

**bitCards**

PERSONALIZED SOFTWARE

Only **\$18.50**



Santa has disappeared. The player can solve the mystery using the available clues. Along the way he'll discover that this is no ordinary adventure game. In a storage room, he'll find a shimmering package addressed to *him*. And in Santa's coat pocket, a note signed by *you*. Santa's computer will call upon him by name to help solve the mystery. And each **bitCard** will contain your own personal greeting message—right in the program! And other surprises too.

A **bitCard** is the perfect gift for everyone on your list who has access to a micro. They'll love the graphics, the humor, the action sequences. And they'll love *you* for stuffing their stocking with this Christmas delight.

**bitCards**. A personalized greeting card. A gift that will be the hit of the season. Now isn't that better than a polka-dot tie?

16K cassette versions available for TRS-80™ I/III & C.C. Atari 400/800 Commodore 64™ also for Vic 20™ 5K & 5K with 8K RAM 48K disk version for Apple™ II/+e

**ORDER INFORMATION: BY PHONE** (MasterCard or Visa required) call 1-800-555-1212 and ask for the **TOLL FREE** number for **BITCARDS**. **BY MAIL:** use separate sheet of paper for each bitCard ordered. Give your name and address and the following information about the recipient: (1) name (2) address (3) computer: e.g. TRS 80\* Model I (4) gift you think recipient wants most this X-mas (5) his/her phone number (items 4 & 5 optional.) Also include your personal message to recipient (25 word max.) (We'll supply standard message if you prefer.) Finally tell us if you want bitCard sent to you or directly to friend. Order before **Dec. 12**. Send order or requests for info to bitCards, 120 S. University Dr., Suite F-1, Plantation, FL 33317

## 150 Programs for Business & Home — \$49.95

For the **Radio Shack™** Model I (Tape) Model III (Disk) **Computers with 48K**

### Executive Calculator Software Package

Over 150 user proven programs integrated into a comprehensive software system

#### Includes Programs For:

- Graphs & Charts
- Real Estate Analysis
- Loans & Investments
- Pricing & Profits
- Plus many others!!!

#### ALL THIS FOR JUST \$49.95

- Over 150 user-proven programs
- Fully illustrated users guide
- TrsDos speed up utility (Disk only)
- Programs use sound and graphics
- Automatic update privileges
- Money Back Guarantee

**MCS SOFTWARE**

Order with Confidence by Phone or Mail - 393

809 PARKWAY, CONWAY, AR 72032, 501-327-4443 Visa / MasterCard welcome

EXPANDED

**DATAMAN™** to

Data Manager

#### NEW FEATURES

- ### Field Manager - Change, Delete, Add, or Modify Fields ANY time.
- ### DATAWORD Text Writer - Merge Data Files with Form Letters, etc.
- ### Label Maker - Any Size. Merge from Data base or stand alone.
- ### Supports LEBAL Size Documents - Any Paper Width to 15 Inches.

#### OTHER FEATURES

- Auto Report Generator
- Auto Totals & Subtotals
- Multiple Drives Supported
- Menu Driven, User Friendly
- Multiple Files on One Disk
- State Model I or III, 48K Required
- Auto Screen Format
- Auto Column Averaging
- Sorts in Minutes, Not Hours
- No Programming
- Unlimited Backups

EXISTING OWNERS, WRITE FOR FREE UPDATE. Price \$69.95 VISA/MC Accepted

ORDERS/INFO: 305-351-0428 FL Residents, Add 5% Tax

Supplied with Micro-Systems' TDOS For Additional Information, Check Reader Service or Write Direct to:

**A**string Systems  
1446 Hagen Lane  
Rockledge, FL 32955 -443

sort by zip code, then by last name, this isn't possible.

When ListMaker finds the record, it appears in its entirety with additional choices at the top of the screen. These include options to continue the search, move forward or back one record, edit, delete, or exit to the main menu.

It's possible to have more than one record on screen at a time, but the program displays only one field of each record. You can specify which field you want to see. For most purposes, viewing only one field is virtually useless. At the very least, you need two fields and even better would be as many fields as fit on screen.

You can customize how Promise! adds records to an amazing degree. You can decide to add only some fields of each record, and you can choose which ones you want and the order in which they appear. By customizing, you won't need to press the enter key to go past fields for which you don't have data.

Another nice feature is the automatic repeat of data in any fields you specify. If you're typing a lot of addresses in one state, you can preset the state field. If you do so for ME, for example, the program thereafter automatically prints

ME in that field until you change it. Make the change to another state by positioning the cursor over ME and typing in a new state abbreviation.

You can automatically increment number fields by one, which is very useful in entering checks, invoices, and other sequential data. It's also possible to set the program to automatically in-

---

*"Very sophisticated searches are available with Promise!. No matter how complicated the search, the records appear in seconds."*

---

voke the enter key at the end of these repeat fields.

You can make corrections at any time during the Add process, and the arrow keys move the cursor to any field on the screen. One of the big drawbacks to the original Basic version of Aids was the slow speed of cursor movement. The new Promise!, written in machine-lan-

guage code, is greatly improved in typing and cursor movement speed.

When editing records, you can specify which fields to edit. The chosen fields are the only ones that appear on screen, and the cursor is at the end of the field, ready for additional information or a shift/left-arrow key sequence to erase the field.

By pressing the clear/left-arrow keys, you can have full featured editing within the line. This new edit function permits insertion and deletion of characters.

Very sophisticated searches are available with Promise!. No matter how complicated the search, the records appear in seconds.

Promise! displays searched records with a single line for each, so it's easy to make comparisons with adjacent records. However, in most cases the entire record isn't displayed. You can choose which fields to display, or you can see fields that don't fit on screen by pressing the shift/right-arrow keys to move the fields horizontally.

You can also scan records vertically as though the screen were a cylinder. The end of the file is marked with a dashed line and the beginning reappears just below it.

## CONVERT YOUR TRS-80 MODEL I, III, OR 4 INTO A **DEVELOPMENT SYSTEM**



Now you can develop Z-80 based, stand-alone devices such as games, robots, instruments and peripheral controllers, by using your TRS-80 as a development system. The DEVELOPMATE plugs into the expansion connector of your TRS-80 and adds **PROM PROGRAMMING** and **IN-CIRCUIT-EMULATION** capabilities to your system (with or without expansion interface).

Complete instructions and sample schematics are included to help you design your own simple stand-alone microcomputer systems. THESE SYSTEMS CAN BE AS SIMPLE AS FOUR ICs: one TTL circuit for clock and reset, a Z-80, an EPROM, and one peripheral interface chip.

When the In-Circuit-Emulation cable is plugged into the Z-80 socket of your stand-alone system, the system becomes a part of your TRS-80. You can use the full power of your editor/ assembler's debug and trace program to check out both the hardware and the software. Simple test loops can be used to check out the hardware, then the system program can be run to debug the logic of your stand-alone device.

Since the program is kept in TRS-80 RAM, changes can be made quickly and easily. When your stand-alone device works as desired, you use the Developmate's PROM PROGRAMMER to copy the program into a PROM. With this PROM, and a Z-80 in place of the emulation cable, your stand-alone device will work by itself.

The DEVELOPMATE is extremely compact: Both the PROM programmer and the In-Circuit-Emulator are in one small plastic box only 3.2" x 5.4". A line-plug mounted power supply is included. The PROM programmer has a "personality module" which defines the voltages and connections of the PROM so that future devices can be accommodated. However, the system comes with a "universal" personality module which handles 2758, 2508 (8K), 2716, 2516 (16K), 2532 (32K), as well as the new electrically alterable 2816 and 48016 (16K EEPROMs).

The COMPLETE DEVELOPMATE 81, for Model I, with software, power supply, emulation cable, TRS-80 cable, and "universal" personality module ..... \$329

**DEVELOPMATE 83, Model III/4 version, same as above** ..... \$329  
**PM2 PERSONALITY MODULE for 2732A EPROM** ..... \$15  
**PM3 PERSONALITY MODULE for 2764 EPROM** ..... \$15

**ORION**  
Instruments

172 Otis Avenue, Dept. M, Woodside, CA 94062  
(415) 851-1172

Master Charge and Visa phone orders accepted  
California residents please add 6% sales tax

Unlike ListMaker, Promise! supports all Boolean logic (greater than, less than, equal to, not equal to) and searches multiple fields with And or Or connections between fields. It's possible to compare fields within the same record and to specify certain character positions as irrelevant to the search.

I particularly like the fact that Promise! retains search criteria for reuse. You can set up four search formulas, then start displaying records according to each formula in turn. Switching from one search to another involves pressing one key, and the results appear before you can blink.

You can easily mark or unmark records. Use this sophisticated feature on one record at a time, or on all records that satisfy the search criteria.

Once you mark records, they become a separate entity within the file and you can manipulate them as a group. Promise! also handles new (recently added) and old (previously added) records as separate groups. There is no limit to the manipulation possible with the search function.

The program retains the formula most recently specified for a search for subsequent operations, such as editing,

printing, or disk saves. Be careful here. This is powerful and useful, but it's important to pay attention to what you're doing or you might save only the records that meet some search criteria when you intend to save the whole file.

The program provides warnings to help prevent mistakes, and after some functions such as delete, the current selection changes back automatically to all records.

#### Printouts

ListMaker combines limited word processing capabilities with its report function. It's possible to print explanations with each field, or even do simple form letters.

The report section is a separate program that you load from the main menu. When you're moving between different parts of ListMaker, the Reader's Digest logo appears on screen and stays long enough to be irritating. Although the manual doesn't mention it, pressing the enter key removes the logo and moves to the next section.

After the report program loads, a rather complicated menu appears. The first step is to create a print file, the list of words and field numbers you want

printed. Print files are either current or standard. The current one is in memory. The standard one is created when you originally establish the file.

Unfortunately, I couldn't find a way to make any particular file become the standard if I bypassed that option at initialization. If you want a standard print file, be sure to design it when you create the format file.

You'll need a certain amount of trial and error to create a good print file, especially if you use the word processor capability. Type any words, inserting field numbers between the < > signs where you want the field contents printed.

In very simple reports, you might have no words, just field numbers. Fancier reports can include descriptive phrases for the fields.

A letter is the most difficult, because you must terminate each line with the enter key. A printout has 80-character lines, but the screen displays only 64. You must guess or count to ensure that you press the enter key at least every 80 characters.

ListMaker tabs over any number of spaces, and even fills the blanks created with a character of your choice, such as

## THE LOGICAL TOOL

For Hardware and Software Development

### MODEL LA-1680 LOGIC ANALYZER

For TRS-80 Model I or III Computers (48K RAM)

#### FEATURING . . .

- Collection Of 1000 Data Samples On Each Of 16 Channels
- Optionally Expandable To 64 Channels
- User-Selectable Sampling Rates As Fast As 20 MHz
- Easy To Specify Triggering & Collection Conditions

#### ● Timing Displays For Hardware Include:

Standard 16 channel timing diagram  
Edge mode for transition identification


#### ● State Displays For Software Include:

Dump in hex, binary, octal, decimal  
Instruction disassembly of microprocessors  
Map showing frequency of data samples

#### ● Plus . . .

Histogram showing software performance  
Signature analysis of 14 points at once  
Correlate sample to reference memory  
Pattern search to aid data location

**Incredibly friendly 'help' displays**



The LA-1680 Logic Analyzer allows you to hook up to a high-speed digital circuit; define and collect the data you wish to examine; and then, produce a visual representation of the actual digital signals for closer inspection and analysis. This facilitates the design and service of computers, peripherals, and any equipment which contains digital logic circuitry.

The LA-1680 Logic Analyzer contains the high-speed circuitry necessary to perform the time-critical functions of data recognition and collection. The TRS-80 microcomputer provides for convenient keyboard entry of user commands, detailed display of data on screen or printer, and storage of test set-ups or displays on disk.

This combination results in a powerful digital tool, exhibiting features found only on today's most expensive, top-of-the-line logic analyzers. Yet, the affordable LA-1680 is well within the reach of educators, hobbyists, and industry.

LA-1680 Logic Analyzer . . . . .	\$1250.00
High Impedance Probes (TTL or CMOS, 8 Channels) . . . . .	\$275.00
Model I Cable Adapter . . . . .	\$95.00
64 Channel Expansion Unit . . . . .	\$1250.00
Demonstration Disk . . . . .	\$5.00

**OmniLogic, Inc.**  
P.O. Box 87  
RENTON, WA 98057  
206/271-2000

✓469

a dash or dot. Sophisticated formats let you separate a field broken by a comma into its two components.

You can break up a field in the last name, first name format for the report. Place the first name in front of the last name, or print the last name or first name alone.

The report function also supports limited logic. You can print the contents of a field if there is anything in it, and a different field if the first field is empty.

When the print file is complete, you can edit for corrections. The editor is difficult to use, and I easily made a mess of my print file as I tried to edit it.

The editor is better than none at all, but considering the sophistication of most program editors these days, it's hard to see why ListMaker couldn't have a nondestructive cursor. It should be possible to make corrections within the line as you work on it, instead of typing below the line and pressing the enter key to see the effect of changes.

For the printout, you can select page size, left margin, and paper type. You have an opportunity to type a heading. I typed one in and as soon as I pressed the enter key it went directly to the paper with no warning for adjusting the paper

position.

The program is supposed to support wide type and centering for the heading. It didn't work with my printer, and I can't find any list in the manual of supported printers. The manual implies that these features work on any printer

*"If you don't own  
a word processor,  
you might find  
ListMaker's print  
function useful indeed."*

that provides these features, but this is untrue.

The sophistication of the print package in this program is unusual for a data base. Most data bases don't allow mixing text and fields except through a separate word processor. However, the print file is difficult to set up and even more difficult to edit.

Most people who already own a word processor would find it much easier to prepare text that way. However, ListMaker has no provision for using a

word processor-created file. If you don't own a word processor, you might find ListMaker's print function useful indeed.

Promise! supports two printer routines. One is simple to use but unsophisticated; the other is sophisticated but complicated. Both routines send reports to screen, disk, or printer. The disk option prepares a report to be printed later.

The simple report is a single-line printout that supports page title, page length, left margin, and field selection. If you select more fields than fit on the page width, the programs wraparound the excess.

It isn't possible to send printer codes. This type of printout is convenient for casual use, but because of the one-line limitation, for most purposes you'll want the more sophisticated reports.

FORMAX, an integral part of the data base, creates reports in conjunction with a word processor. You design and type the form layout with any word processor, then FORMAX prints the records from within Promise! placing fields where indicated. FORMAX also prints files too large to fit in Promise! (those created by merging two or more

## Bauby House Computer Products

950 Scott Lake Road • Pontiac, Michigan 48054  
(313) 683-8388

### UTILITIES MODEL 1 & 3

Super Utility Plus 3.1 ... **\$59.95**  
Lazy Writer still only ... **\$145.00**  
Zorloff II word pro. .... **\$69.95**

### COMPUTER & MODEMS

Model 4 complete with RS232  
64K 2 disk drives ... **\$1699.95**  
Model 100 8k with modem cable  
and comuserve ... **\$775.00**  
Lynx modem ... **\$245.00**  
Hayes 300 modem ... **\$245.00**  
Hayes 1200 modem ... **\$545.00**

### ★ GAMES ★

Panik (disk) ... **\$17.95**  
Panik (cass) ... **\$15.00**  
Defiance (disk) ... **\$19.95**  
Hyper light patrol ... **\$12.00**  
Demon seed ... **\$19.95**

Mutidos 1/3 Operating system only ... **\$85.00**  
Newdos/80 1/3 Operating system only ... **\$125.00**  
Dosplus 3.5 Operating system only ... **\$115.00**

Shipping add \$3.00 to order in U.S. out of U.S. Add \$5.00 Most orders shipped in 24 hours. Prices subject to change Visa/Master Card, Checks accepted. Checks need 10 days to clear C.O.D.s add \$2.00 to order.

### PRINTERS

Epson FX-80 only ... **\$549.95**  
C. Itoh Prowriter 8510 ... **\$375.00**  
Epson Print Buffer ... **\$139.95**  
Epson ribbons 2 for ... **\$12.50**

### DISKETTES

Verbatim Data Life Diskettes  
1 Box ... **\$27.00**  
2 Boxes ... **\$25.00**  
5 boxes or more ... **\$24.75**  
10 boxes ... **\$24.25**  
No name disks ss/dd ... **\$19.95**

### SLIM LINE DRIVES

40 track single sided ... **\$205.00**  
40 track double sided ... **\$275.00**  
80 track single sided ... **\$315.00**  
Single power/case ... **\$45.00**  
Double case/power ... **\$65.00**

## DISnDATA

Only  
The Disassembler That Even  
Tracks Down DATA!!!



• Outputs instead of the meaningless "equivalent":

```
H37F7 DEFM 'Cass?'      AB25 LD B E
DEFB 03H                LD H C
                        LD (HL) E
                        LD (HL) E
                        CCF
                        JR NZ $+5 ". etc
```

- AUTOMATICALLY identifies such data areas
- Outputs fully-labeled Radio Shack or APPARAT EDTASM format code to display, printer, cassette, or disk (Printer output fully paginated)
- Relocates itself to any desired RAM area, up or down by as little as one byte or as many as required
- Loads programs from cassette or disk and displays entry points
- Runs on TRS-80 Model I (Level II), Model III, or Model 4 (in Model III mode), 16K or more, cassette or disk

#1354-12 (Model I/III cassette, Version 2) ... **\$34.95**  
#1354-22 (Model III 4 diskette, TRSDOS format, Version 2) ... **\$39.95**

\* Registered Trademark, Tandy Corp. \*\* Registered Trademark, APPARAT, Inc.

## REPLiCAS



- Copies virtually all formats of cassette files!!!
- AUTOMATICALLY senses input cassette density!!! (Model III)
- Allows Mod. III user selection of output density, each file
- #1366-10 (Model I/III cassette) ... **\$19.95**

Professional Software for both Novice and Expert



To order, phone (513) 435-4480  
(M-F 9 a.m. - 5 p.m. EST) or  
send check or money order to

Pro/Am Software  
220 Cardigan Road  
Centerville, Ohio 45459

Visa and MasterCard accepted.  
When ordering via card include card  
number, expiration date, your name,  
address and phone number

U.S. Funds only. Add \$2.00 shipping (U.S.  
\$5.00 overseas) per item.  
C.O.D. orders \$3.00 additional per item.  
Ohio residents please add 6% Sales Tax.

Promise! files together).

FORMAX reads printer codes. You can move from one print size to another, underline, enhance, or do anything else your printer supports.

You can specify tabs within a line, skip any number of lines, strip trailing blanks from character fields and leading blanks from numeric fields, print part of a field, and reverse year, month, day fields to print as day, month, year.

Promise! supports logic, and you can print labels on any text on a conditional basis. For example, on an invoice form, logic can print "overdue" on any statement that shows the number of days since payment to be greater than 30. Conditional text can be any length.

It's also possible to prompt for operator entries. In this way, you can design a form that includes, for example, the current date, typed from the keyboard when you print the form.

Another unusual feature is the ability to convert numeric fields to their English equivalents. This is useful when you write checks, and Promise! does a creditable job of printing your checks on any check form you care to use.

FORMAX was designed for forms,

but you can also use it for routine reports. To format a two-line report, create only two lines in the print file, consisting of fields, tabs, and printer settings. When you want to print the report, specify the page length as two lines.

FORMAX goes through the file, considering each record as a page even though it's not printing on true separate pages. This works well with two limitations: You can't have a title or top and bottom margins. This is the only major drawback I could find in this print program.

As with ListMaker, you design a printout file through trial and error. With Promise!, this process is complicated by the use of a separate word processor.

If you have any problems with the file, you must exit from Promise!, load the word processor, edit the file, reload Promise!, reload the records, and try out the report. On the plus side, however, the word processor simplifies the creation of complex reports such as form letters.

#### File Functions

When you use a random-access data

base, your data is always safe because it's on the disk, not in computer memory. A power failure wouldn't cause the loss of much, if any, data.

With an in-memory data base, it's necessary to pay more attention to the file's condition. Data isn't recorded automatically; you must remember to save it at the end of each session or more frequently to prevent accidental data loss.

Promise! does have a fine utility program for data safety. After an accidental reboot or careless exit from the program, typing RECOVER/AID in DOS brings you back to Promise!, usually with the data safely in memory.

ListMaker tries to assist the operator with reminders. If you try to do anything that might destroy the items in memory, it warns you to save the records to disk. If you forget to bring an old file into memory before adding new records, you can still merge the old file with the new items.

This selection is confusing, though, because the warnings on screen imply that you'll destroy your file. If you proceed despite the warning, the program eventually asks if you want to erase the data in memory or merge the data with the file being read.




## TRS-80™ "CAN YOU BUY DIRECT?"

### WARRANTY:

the RADIO SHACK warranty accompanies all R. S. merchandise sold by us.

Available: All hard (& soft) ware.

Ask About Our  
"30 DAYS  
Buy-Back-Policy"



SAVE SALES TAX\*  
PLUS DISCOUNT

\*TEXAS RESIDENTS ADD ONLY 4%

## FORT WORTH COMPUTERS

WE ARE SERIOUS ABOUT SAVING YOU MONEY

(Located 30 miles from Fort Worth)

377 Plaza • GRANBURY • NR FORT WORTH, TEXAS 76048

**TOLL FREE NUMBER: 1-800-433-S-A-V-E**

Monday thru Friday — 9:00 a.m. to 5:00 p.m. Texas Time  
(Order Inquiries/ Customer Service &) IN TEXAS: 817-573-4111

TM TRADE MARK  
OF RADIO SHACK



ListMaker also splits files that become too large. This is done alphabetically. Specify the search field and the range to be included in each new file, and ListMaker takes care of the rest.

A directory is available from the main menu. However, in many sections you must enter file names without easy access to the directory, so it's helpful to keep a printout of the directory handy.

ListMaker salvages the data in a file if you must alter the file to a new format. This is an important and useful feature. It means you can add or delete fields without retyping the previous data.

The feature is a little tricky to use, but if you follow the directions carefully, it works quite smoothly. You must first create the new format, then specify the new field number for each field from the old format. You don't have to transfer all fields.

The speed with which ListMaker loads files is very poor. A file of 100 records took one minute and 25 seconds to load. A file twice that size took an incredible four minutes and 52 seconds. The 200-record file was almost at full disk capacity (222 records).

String shuffling within the computer

causes these long delays as records come from the disk. This load time is so unacceptable that most users will want to keep their file size at no more than half memory capacity.

Promise! doesn't have this problem. Initialized with a file similar to the ListMaker test file, Promise! loaded the

---

*"...speed differences  
are very important,  
as they directly affect  
the ease and convenience  
of program use."*

---

100-record file in 16 seconds, and the 200-record file in a mere 31 seconds. These speed differences are very important, as they directly affect the ease and convenience of program use.

Promise! provides a complete sorted directory from the main menu. This sophisticated option allows selection by extension (all /DAT files, for example) or by file name (all files beginning with A), and by drive number.

You can use Promise! to provide an index of all your disk directories. The necessary descriptor file already exists on the disk. This disk index even reads more than one DOS. If Promise! is on DOSPLUS, for example, you can obtain a directory of a NEWDOS disk in drive 1.

Some of the file-splitting and manipulation features that are separate functions in ListMaker are an integral part of Promise!. Because file manipulation is so easy, Promise! overcomes the usual limitations of an in-memory data base to a great degree.

For example, you have a file on customers consisting of name, address, account numbers, balance, and account status. You wish to mail an advertising flyer to all customers. Your file is divided into part I (A-M) and part II (N-Z).

With Promise! you can load only the fields you need: name and address. By loading selected fields, it might be possible to fit parts I and II in memory, which would simplify creating a zip code order sort.

An overlap option permits loading selected fields to overwrite fields in memory. For example, with fields A, B,

**pbh**

frees your computer for other operations while our **"BASIC BUFFER"** manages your printer. **BASIC BUFFER** offers **64K** with **FIFO COPY** and **ERASE**. It comes complete with power supply and cables for most computers and printers. (Specify manufacturer and model number of both when ordering.)

A real value at **ONLY \$279.95** + shipping.

Also Available with 16K

### ATTENTION, CoCo OWNERS

Stop changing Printer & Modem Cables! Our **PARALLEL PRINTER INTERFACE** provides **SWITCH SELECTABLE PRINTER** or **MODEM** operations. It features switchable baud rates from 300 to 9600; comes complete with power supply, modem cable & **"CENTRONICS"** type printer cable.

Introductory Price **ONLY \$74.95** + shipping.

**pbh**

computer  
products, inc.

P.O. DRAWER 55868  
HOUSTON, TEXAS 77055  
(713) 956-0207

—20

ORDER DIRECT FROM US OR FROM YOUR INDEPENDENT COMPUTER RETAIL STORE.  
For more information circle reader card number 20.

## FREE 5 MEG HARD DRIVE

from

Mt. Olympus



Just purchase one of our integrated software packages at our low price of \$2495. and we will install it on a 5 Meg hard drive ready to plug in and go. Now available for the TRS-80 Mod III/4 and soon IBM-PC. Over 30 types of businesses and professions supported. We also carry Local area and multiplexed networks. Call or write for our current list of applications.

**CALL 203-828-0359**

869 Mill Street  
E. Berlin, CT 06023

—23

Dealer inquiries invited



C, and D in memory, you can overwrite field B with the contents of a field from another file on the disk, leaving fields A, C, and D unchanged.

You can save or load records according to any selection criteria. Since Promise! selection is very sophisticated, you can create any number of special purpose files from a master file, and simply discard them when they're no longer needed.

You can change the descriptor file, which sets up field size and type, at any time. However, any modifications can cause the data that already exists to display in the wrong fields.

To avoid this problem save the data in the special Basic format by placing commas between the field letters, then change the descriptor file as desired. Reload the data, rearranged to match the new file format. For example, you can move Field D in the old file to field A in the new file, and the data will still be exactly correct.

One of the frustrations of working with an in-memory data base is the difficulty of sorting multiple files. Suppose your customer file were in two parts as previously described. A new ad brings in 150 responses, and you need to add all these new names to the data base.

The hard way would be to load part I, type in all the new names in the range A-M, save that file, then load part II and type in the N-Z names. Probably both files would grow too large in the process, and you'd have to create a third file taken from both I and II (A-G, H-O, P-Z).

Promise! has simpler methods. One is to type in all the new names as a separate file and sort them. Then use the Merge program to create a master file, in sorted order, of the smaller files. After the three files are together, you can load them in selected pieces as needed.

Unfortunately, you can't select a portion of a master file, make changes, then save it back into the original file. Once you change data from a master file, you must save it into a new file name.

Eventually, after enough parts come off the master and go into new files, it becomes useful to create a new master file. These master files are also convenient for printouts.

Just how many records are practical with Promise!? In theory, you could handle something like 2,000 records of an average 150-byte size.

The mechanics of keeping track of 10 files, however, can be overwhelming. I would suggest a practical limit of 800-1,000 records. For ListMaker, the

limit would be much smaller, perhaps 400 records, due primarily to slow load time.

### Calculations

Promise! calculations are primitive by random-access data-base standards, but quite good for a sequential data base. The calculations are available only on printouts, through CALCS3, a separate program included on the disk.

This program gives totals and subtotals on numeric fields. In addition, it produces a balance forward column and two calculated columns.

The calculated columns use a formula of your choice, adding, subtracting, multiplying, or dividing field contents or constants. The second calculated column can use the results of the first calculation in its formula.

Two calculated fields are sufficient for many business purposes, such as figuring sales tax. This is probably inadequate, however, for a complex inventory system that needs percentage discounts, markups, or formula pricing.

Remember too that these calculations occur only for the printout and the results aren't saved in the data file for later on-screen manipulation or viewing.

CALCS3 produces an attractive printout, with the left column indexed (indented) if desired when there are two or more identical entries in the first field. The program isn't difficult to use, but it doesn't retain report formats, and it's necessary to start over, defining fields and formulas, each time you use the program.

CALCS3 doesn't warn if the line length exceeds 80 characters so it's easy to define a report that's too long and then have to begin again.

The CALCS3 program is the weakest link in the new Promise!. It's unchanged from the old Aids, and it's slow and awkward to use compared to the rest of the program. According to SoftTrends, it will be rewritten soon.

### Conclusion

ListMaker and Promise! are two data-base management programs that provide the same basic capabilities. But Promise!'s more sophisticated features and ease of use make it the exceptional value, especially when you consider that both packages are similarly priced. ■

You can contact Wynne Keller at RDI, Box 4130, Solon, ME 04979.

TRS-80  
COLOR  
COMPUTER



## STEAL THE BEST PROGRAMS

The best out of our library of over 200 published programs, packaged and priced so low that it seems like robbery.

**Games #1** - Action-packed, logical, and colorful ones! Flyby, Blackjack, Motorcycle, Germ, Blockade, Life, Diggem, Robot Run, Stellar Empire, and Zero G for your fun and pleasure!

**Adventures #1** - Trips to far-off and dangerous places. On the agenda are Jerusalem Adventure, Ultimate Adventure, Williamsburg Adventure, House Adventure, Andrea Doria Adventure, Blackard's Castle, and Realm of Naugal!

**Practicals #1** - Programs for text editing, maillists, budgeting, filing, etc. including KeepText, Keep Address, KeepList, Keepcheck, Keep Budget, Files, and Tape Inventory.

**Graphs & Charts #1** - For data manipulation and display! Do it with Pie Chart, Bar Chart, XY Graph, Curve Fit, and Two Dates.

Choose any one of the four packages for just \$12.00 (\$17.00 on disk)!

**Software**

a lot of software for a little silver

See your dealer or  
Write or call us direct at PO Box 21101,  
Santa Barbara CA 93121 (805) 966-1449

# Space Maker

by Jim Barbarello

**I**f you have trouble reading compressed Model II Basic program listings, Doculist can help by automatically inserting eye-saving spaces.

Some Basic program listings are almost impossible to read because they lack spaces between words, include several command statements on a single line, produce left-justified line numbers, and have other annoying space-saving techniques. *80 Micro* published an article ("Superlist," November 1981, p. 333) that inserted spaces into Model I/III Basic listings to solve this problem. But that left us Model II/16 owners without a solution—until now.

I call my version of Superlist Doculist. Doculist is different from Superlist in many ways, including what it does and how it works.

## The Basic Interpreter

Basic is a machine-language program that loads into the Model II's memory starting at 2800 hexadecimal (hex). The computer stores Basic instructions you key in or load from a disk in a specific area of memory in a specific format. When you issue the Run command, the computer interprets the stored code and performs the requested functions.

The first problem you encounter when working on the Model II is that the start of the storage area for the Basic code isn't always the same, as it is on the Model I/III. When you call Basic, you usually specify the maximum number of buffer areas you need for disk input and output. Each buffer takes up a certain amount of memory. The start of

the Basic storage area is adjusted depending on the number of buffers you request.

Since the Basic starting point is floating, how does the Basic interpreter know where to start reading the code? The computer stores the Basic starting address at 2B4F and 2B50 hex. The first 2 bytes in the start address indicate the memory location where the subsequent program line begins (the first 2 bytes equal zero if this is the last program line). The next 2 bytes store the program line number in hex. The actual Basic code follows that and, finally, a zero byte indicates the end of the line.

This procedure continues through the remainder of the Basic code. The computer doesn't store code in full ASCII format in memory. In fact, the computer stores most Basic commands (like =, For, and REM) as 1-byte tokens. Thus, if your program contains a remark statement, that notation is stored as the 1-byte token 90 hex.

The remark statement notation is the 16th entry in a table that contains all the Basic commands, spelled out back to back. This table is part of Basic and starts at memory location 2853 hex. If you inspect the table, you can recognize the command lines except for the first letter of each. In the table, 80 hex (128 decimal) is added to the ASCII code of the first letter of each command. This flags the beginning of each command.

To locate the ASCII key word identified by the specific token, subtract 128 from the token (by zeroing bit 7) and use the remainder to count through the table. This is how Doculist reaches the beginning of the key word. The program then stores the first letter of the key word (after reconvert it to an ASCII character), and continues to read and store ASCII characters until it reaches the beginning of the next key word.

Two Basic tokens—90 hex and 92 hex—require special treatment. When you specify Else in your program, Basic stores a colon (3A hex) and then the Else token (92 hex). Basic lets you precede Else with a colon manually, also. In this instance, Basic stores 3A 3A 92, which causes Doculist to print a blank line (colon only) and start the following line with :Else. To avoid this, Doculist checks for two colons before a 92 hex and, if found, deletes one.

The other token that requires special treatment is a remark statement 90 hex. For all who thought using an apostrophe (') in lieu of a remark statement saved space, here's the real story. When you cite a remark statement, Basic stores a 90 hex. When you cite an apostrophe, Basic stores 3A 90 FF, using three times the storage space. So, Doculist checks the next byte after a 90 hex to see if it is FF. If it is, the program checks

*Continued on p. 189*

## The Key Box

**Model II and 16  
32K RAM**

# LOGICAL SYSTEMS AND YOUR MODEL 4 CREATE A FUNCTIONAL COMBINATION

**LS-FED II 6.x (FILE EDITOR)** — The ultimate "Zapping" utility with Visual Disassembler built in. File and/or track/sector oriented. Catalog #L-30-012.

only **\$49.<sup>00</sup>** plus \$3.00 Shipping & Handling

**LS-FM 6.x (FILE MANAGER)** — Conditional Parameterized, Move, Kill, Cross Examine, Create Secondary Action Files and Much, Much More. Catalog #L-30-051.

only **\$49.<sup>00</sup>** plus \$3.00 Shipping and Handling.

**LS-TBA 6.x (The BASIC Answer)** — TBA'S 5 Pass Text Processor allows structured programming for TRSDOS 6.x Basic. 14 character variables and Local variables (PSUEDO). No Line Numbers, use Labels instead, with Cross Reference System.

Catalog #L-21-011 only **\$79.<sup>00</sup>** plus \$4.00 Shipping & Handling

**LS-HELP 6.x (BUILT IN 6.x TUTOR)** — The Handiest Utility a New Model 4 owner could possibly have. Provides almost all the information needed to use the powerful features of TRSDOS 6.x.

Catalog #L-30-061

only **\$29.<sup>00</sup>** plus \$3.00 Shipping & Handling.

All of the above products are also available for the TRS-80™ Models I and III running under the LDOS 5.1 Operating System.

Contact Logical Systems, Inc. for a free detailed catalog containing these and many other products.

- \* Prices and Specifications subject to change without notice.
- \* TRSDOS™ and TRS-80™ are Trademarks of Tandy Corp. LDOS, LS-FED II, LS-FM, LS-TBA, LS-HELP are all products and trademarks of LSI. (The authors of TRSDOS™ 6.x)

**LOGICAL  
SYSTEMS  
INC.** ✓237  


# The Perfect Companion For Your New Portable Computer



There's a new and exciting computer on the block — Radio Shack's TRS-80\* Model 100 Portable Computer. It promises to be one of the most significant advances in personal computing of the 1980's!

And, now, there's a new and just-as-exciting magazine specifically devoted to your Portable Computer. It is called **PCM—The Portable Computing Magazine**, and it is published by the same people who bring you the most popular Color Computer magazine in the world — the **Rainbow**.

**PCM—The Portable Computing Magazine** sells for \$3 per copy and \$28 a year by subscription. If, after seeing your first issue, you find it is not for you, just let us know. We'll happily, cheerfully and immediately refund your entire subscription payment. We're that confident that you'll love PCM. After all, it is **The Portable Computing Magazine!**

## PCM

THE PORTABLE COMPUTING MAGAZINE

9529 U.S. Highway 42  
P.O. Box 209  
Prospect, KY 40059  
(502) 228-4492

**YES!** Sign me up for a year (12 issues) of **PCM—The Portable Computing Magazine**

Name \_\_\_\_\_  
Address \_\_\_\_\_  
City \_\_\_\_\_ State \_\_\_\_\_ Zip \_\_\_\_\_  
 Payment Enclosed  
Charge  VISA  MasterCard  American Express  
Account # \_\_\_\_\_ Interbank # (MC only) \_\_\_\_\_  
Signature \_\_\_\_\_ Card Expiration Date \_\_\_\_\_

Subscriptions to **PCM—The Portable Computing Magazine** are \$28 a year in the United States. Canadian and Mexican rate is \$35 U.S. Surface rate elsewhere \$64 U.S. Air mail \$85 U.S. All subscriptions begin with the current issue. Please allow 5-6 weeks for first copy.



# TRS-80 Model 4 Super Business System



## System Includes:

- Model 4 64K
- 2 Disk Drives
- EPSON FX-80 Printer
- Super Scripsit & Printer Driver
- Profile Plus
- 3200 Sheets Fan Fold Paper
- Box of 3M Diskettes
- 3M Head Cleaner
- Printer Cable
- Printer Stand
- Lemon Surge Protector
- Computer Dust Cover
- Printer Dust Cover

List Price \$3489

# Only \$2888

If you're looking for price, selection and service, call Computer Discount of America — where the only thing we discount is price.

**ORDER TOLL FREE: 800-526-5313**  
**COMPUTER DISCOUNT OF AMERICA, INC.**  
15 Marshall Hill Road, West Milford NJ  
West Milford, New Jersey 07480-219  
In New Jersey Call 201-728-8080

**Computer Discount of America**

# PRICES YOU CAN'T BEAT!..

## LNW-80 Model II

128K, 5 7/8" DISK CONTR., RGB COLOR, HI-RES GRAPHICS, RS 232, PAR. PRINTER PORT, 80x24 DISPLAY, 1 YEAR WARRANTY, PLUS MICROSOFT BASIC, LNW BASIC, DOS+ 3.4, CPM 2.2, CHART-X GRAPHICS, MICROTERM, ELECTRIC PENCIL, ELECTRIC SPREADSHEET, PROF. BUSS. ACCTING (general ledger, accts. pay., accts. rec., payroll)

**\$1959**

ONLY THIS MONTH, GET A TEAC 40 TRK S/S FREE

## COMPUTERS

PMC 81, 16K ~~\$499~~ 32K EXPANDOR **\$375**  
TIMEX **\$56** 16 MEM **\$42**  
APPLE CLONE (SYSCON 2) **\$599**  
TRS-80 COLOR COMP. 16K **\$269**  
TRS-80 MOD. IV, 64K, 240 TRK S/S **\$1,799**

## CRT MONITORS

AMDEK 300 GREEN **\$139**  
AMDEK 300 AMBER **\$159**  
AMDEK COLOR I **\$359**  
AMDEK COLOR II **\$639**  
TAXAN RGB COLOR I **\$299**  
TAXAN RGB GOLOR III **\$535**  
TAXAN GREEN **\$125**  
TAXAN AMBER **\$139**

## TEAC 1/4 SIZE DRIVES

	Bare	Compl.
FD 55A 40TRK S/S	<b>\$209</b>	<b>\$245</b>
FD 55B 40TRK D/S	<b>\$280</b>	<b>\$319</b>
FD 55F 80TRK D/S	<b>\$360</b>	<b>\$399</b>

ALL TEACS HAVE A 1 YEAR WARRANTY

## TANDON DRIVES

	Bare	Compl.
100-1 40TRK S/S	<b>\$189</b>	<b>\$230</b>
100-2 40TRK D/S	<b>\$259</b>	<b>\$299</b>
100-4 80TRK D/S	<b>\$340</b>	<b>\$385</b>

## ECONOMY DRIVES

COMPLETE W/CASE/PWR SUPL/CABLE  
40TRK S/S **\$195**

APPLE COMPATIBLE DRIVE  
W/ CONTR CARD, CASE & CABLE **\$275**

## C-ITOH PRINTERS

	PAR	SER
PROWRITER 8510	<b>\$375</b>	<b>\$525</b>
PROWRITER 1550	<b>\$660</b>	<b>\$725</b>
F-10 40CPS	<b>\$1195</b>	<b>\$1195</b>
F-10 55CPS	<b>\$1475</b>	<b>\$1475</b>
F-10 TRACTOR FEED		<b>\$195</b>
QUME SPRINT 11 40CPS		<b>\$1,450</b>

## MODEMS

NOVATION I-CAT **\$135**  
SIGNALMAN **\$85**

## LNW SYSTEM EXPANSION II

UPGRADE YOUR MOD 1 OR PMC80/81 WITH DISK CONTROLLER · RS 232 · PARALLEL PRINTER PORT · 32K 200 NS MEMORY · GOLD CONNECTORS · TRANSFORM · CASE · CABLE

**SPECIAL THIS MONTH \$339**

## EXPANSION INTERFACES

MICRO DESIGN MDX-2	<b>\$449</b>
MICRO DESIGN MDX-3	<b>\$289</b>
LNW DOUBLER w. DOS+ 3.4	<b>\$189</b>
DOUBLE DENSITY MULTIPLIER	<b>\$95</b>

## SOFTWARE

LAZY WRITER	<b>\$159</b>	MULTIDOS	<b>\$89</b>
ELECTRONIC WEBSTER	<b>\$119</b>	SUPER UTILITY+	<b>\$65</b>
MAXI MANAGER	<b>\$129</b>	M A S 80	<b>ea. \$135</b>
POSTMAN	<b>\$119</b>	NEWSCRIPIT	<b>\$114</b>
DOS PLUS 3.4	<b>\$89</b>	OMNITERM	<b>\$78</b>

**24 HOUR TOLL FREE ORDERS**  
**VISA/MASTER CHARGE ONLY:**  
**(800) 633-2252 EXT 720**

ALL QUESTIONS: (313) 538-1112

MICHIGAN RESIDENTS ADD 4% SALES TAX POSTAGE CALL FOR CHARGES-PRICES ARE DISCOUNTED FOR CASH AND MONEY ORDER (NON CERTIFIED CHECKS ALLOW 2 WEEKS TO CLEAR) MASTER CARD AND VISA ADD 3% NO C.O.D. NO NET TERMS

# VESPA COMPUTER OUTLET

16727 Patton Detroit MI 48219

the byte before 90 hex for a colon. If found, it deletes the 3A but saves the apostrophe.

Doculist places a space before and after each key word if they're not there already. It begins a new line any time it encounters a colon in the Basic code, unless the colon is within quotes or is part of a remark statement. The program right-justifies the program line numbers, making them easier to read. The printout also includes the printout date in a heading. When invoked, the program alerts you to its existence by printing DOCULIST—Press "F1" to Halt Listing on the screen. If you press the F1 key, the listing stops and the message CONTINUE?(Y/N)... appears. Pressing Y lets the listing continue, and pressing N returns you to the Basic command mode (Ready). If the printer isn't available, the message reads Printer Not Available. CONTINUE?(Y/N)... To abort the program, press the N key, or prepare the printer and press the Y

key. The program benefits are evident when you compare a normal listing (Fig. 1) with a Doculist listing (Fig. 2).

### The Doculist Program

The Doculist Assembly listing (see Program Listing) contains several key points to discuss. Lines 300-380 print the title residing at F42E-F45E hex. The large blank area in the title serves as a storage area for the Date information. Lines 260-290 get this date information from TRSDOS supervisor call (SVC) 45 and store it in the blank title area. Space is allocated to store the 26-byte ASCII string of date information. However, Doculist only uses the first 12 bytes of that string. Because of this, the program prints only 51 characters where 75 characters are allotted.

The actual decoding and listing process begins at START2 (line 390). A complete line is decoded and stored in the buffer. When the program encounters a line end (zero byte), execution jumps to LINEND (line 1130), which in turn calls PRINT1. After the program

```
10 CLS: CLEAR 200: PRINT TAB(16); "8 BIT BINARY CONVERSION": PRINT
  STRINGS(79,150)
20 PRINT CHR$(1); TAB(20) "Enter Number (0-255)..."; CHR$(23); PRINT @ (ROW(0), 43);
30 INPUT A: IF A<0 OR A>255 THEN 20 ELSE NU=A
40 PRINT CHR$(2); 'Turns off cursor
50 FOR I=7 TO 0 STEP -1
60 D=AMOD2I:A(I)=1+(A<=D):A=D: 'Determine if Binary Bit I is 1 or 0
70 NEXT: IF ROW(0)>18 THEN PRINT @ (2,0), CHR$(24); PRINT @ (4,0); ELSE PRINT: REM: Whe
  n at end of screen, erase and start at top.
80 PRINT @ (ROW(0)-2,0), CHR$(23); "DECIMAL NUMBER:"; NU; TAB(32); "BINARY BIT #"
90 PRINT TAB(20); FOR I=7 TO 0 STEP -1: PRINT USING "####"; I; NEXT: PRINT
100 PRINT TAB(20); STRINGS(35,45)
110 PRINT TAB(20); FOR I=7 TO 0 STEP -1: PRINT USING "####"; A(I); NEXT
120 PRINT: PRINT STRINGS(79,46): GOTO 20
```

Figure 1. A compressed Basic listing, written without using spaces for clarity.

```
10 CLS
: CLEAR 200
: PRINT TAB(16); "8 BIT BINARY CONVERSION"
: PRINT STRINGS(79,150)
20 PRINT CHR$(1); TAB(20) "Enter Number (0-255)..."; CHR$(23);
: PRINT @ (ROW(0), 43);
30 INPUT A
: IF A<0 OR A>255 THEN 20
: ELSE NU = A
40 PRINT CHR$(2); 'Turns off cursor
50 FOR I = 7 TO 0 STEP - 1
60 D = A MOD 2I
: A(I) = 1 + (A <= D)
: A = D
: ' Determine if Binary Bit I is 1 or 0
70 NEXT
: IF ROW(0) > 18 THEN PRINT @ (2,0), CHR$(24);
: PRINT @ (4,0);
: ELSE PRINT
: REM : When at end of screen, erase and start at top.
80 PRINT @ (ROW(0) - 2,0), CHR$(23); "DECIMAL NUMBER:"; NU; TAB(32)
: "BINARY BIT #"
90 PRINT TAB(20);
: FOR I = 7 TO 0 STEP - 1
: PRINT USING "####"; I;
: NEXT
: PRINT
100 PRINT TAB(20); STRINGS(35,45)
110 PRINT TAB(20);
: FOR I = 7 TO 0 STEP - 1
: PRINT USING "####"; A(I);
: NEXT
120 PRINT
: PRINT STRINGS(79,46)
: GOTO 20
```

Figure 2. The same listing as in Fig. 1 after the Doculist program has inserted spaces.

## Subscription Problem?

80 Micro does not keep subscription records on the premises, therefore calling us only adds time and doesn't solve the problem.

Please send a description of the problem and your most recent address label to:

EOmicro®  
Subscription Dept.  
PO Box 981  
Farmingdale, NY 11737

Thank you and enjoy your subscription

## 80micro® Single Back Issues



January 1980 to June 1980 ..... 3.00  
Single back issue  
July 1980 to May 1983 ..... 3.50  
Single back issue  
June 1983 on ..... 4.50  
Add \$1.00 per magazine for shipping.

10 or more back issues

add \$7.50 per order for shipping.

Back issues • Attn. Mail Order  
80 Pine St. • Peterborough, NH 03458

## this publication is available in microform



### University Microfilms International

300 North Zeeb Road  
Dept. P.R.  
Ann Arbor, MI 48106  
U.S.A.

18 Bedford Row  
Dept. P.R.  
London, WC1R 4EJ  
England

TRSDOS ← CP/M

# REFORMATTER™

**Model II users!** Convert files between TRSDOS and CP/M!

- REFORMATTER runs under TRSDOS
- Operates on single drive system
- Converts in both directions
- CP/M operating system not needed
- All TRSDOS record lengths supported
- Initializes blank CP/M diskette
- Displays or dumps CP/M files
- Manipulates CP/M directory under TRSDOS


✓380

\$249.00 from stock. CP/M → IBM, TRSDOS → DEC, and CP/M → DEC versions of REFORMATTER also available at \$249.00 from MicroTech Exports, Inc., 467 Hamilton Ave., Palo Alto, CA 94301  
 ☐ Tel: 415/324-9114 ☐ TWX: 910-370-7457 MUH-ALTOS

# wabash®

When it comes to Flexible Disks, nobody does it better than Wabash.

MasterCard. Visa Accepted.  
 Call Free: (800) 235-4137



**PACIFIC EXCHANGES**  
 100 Foothill Blvd.  
 San Luis Obispo, CA  
 93401 (In Cal. call  
 (805) 543-1037)

✓207



- Raises & tilts TV monitor for easy viewing
- Allows CC keyboard to slip under monitor for more desk space
- Matching silver-gray fiberglass
- \$37.50 + \$2.50 shipping

### "80" DEMI-CASES

- Models for LNW or MDX I & II Boards
- \$32.50 + \$2.50 shipping

N.Y.S. Residents Add 7% Tax ✓174

**SYRACUSE R & D CENTER**  
 Box 125, Dewitt, N.Y. 13214  
 "Specializing in Electronic Packaging"

```

TRS-80 Model II DEBUG Program
8200 21 2D F4 06 33 0E 0D 3E 09 CF ED 73 00 F7 31 00 1-..3..>...s..l.
8210 F7 DD 21 2A F4 AF DD 77 00 DD 77 01 FD 2A AF 2B ..!*.w.w.*O+
8220 FD 22 28 F4 21 86 F4 06 00 3E 2D CF 21 60 F4 06 ..(1.....>-!..
8230 32 0E 0D 3E 13 CF C4 16 F4 41 3E 12 CF FD 2A 28 2.>.....A>...*(
8240 F4 DD 21 C7 F4 FD 4E 00 FD 23 FD 46 00 FD 23 78 ..!..N..>.F..x
8250 B1 CA 21 F4 ED 43 28 F4 FD 5E 00 FD 23 FD 56 00 ..!..C(..>..V.
8260 FD 23 DD E5 E1 06 00 3E 15 CF 06 05 DD 23 10 FC ..>.....>...
8270 3E 20 DD 77 00 DD 23 FD 7E 00 FD 23 CB 7F 20 08 >.w..>.....

PC SP SZHPNC AF BC DE HL IX IY AF' BC' DE' HL'
2800 21FE 000000 0000 0000 0000 0000 0000 0000 0000 0000 0000
? P
DEBUG is now ON
TRSDOS READY
DEBUG
  
```

Figure 3. This is the first section of code to enter (at DEBUG ON) if you don't have an editor/assembler.

```

TRS-80 Model II DEBUG Program
8280 B7 28 54 CD E0 F2 18 EF FE 92 20 11 FD 7E FD FE ..(T.....
8290 3A 20 02 DD 2B FD 7E FF CD F6 F2 18 DA FD 7E FF :.+*.....
82A0 FE 90 20 F1 FD 7E 00 FE FF 28 08 FD 7E FF CD F6 ..>.....(.....
82B0 F2 18 11 FD 23 FD 7E FD FE 3A 20 02 DD 2B FD 7E ..>.....>...+
82C0 FF CD F6 F2 DD 36 00 FF DD 23 FD 7E 00 FD 23 B7 ..>.....6.....>
82D0 28 05 CD E0 F2 18 F3 DD 77 00 CD 3C F3 C3 3D F2 ..>.....w..<..-
82E0 FE 06 28 06 DD 77 00 DD 23 C9 06 07 3E 20 DD 77 ..>.....w..>..w
82F0 00 DD 23 10 F9 C9 F5 DD 7E FF FE 20 28 0B FE 3A ..>.....>.....(..:

PC SP SZHPNC AF BC DE HL IX IY AF' BC' DE' HL'
2800 21FE 000000 0000 0000 0000 0000 0000 0000 0000 0000 0000
? P
DEBUG is now ON
TRSDOS READY
DEBUG
  
```

Figure 4. The second section of code to enter if you don't have an editor/assembler.

```

TRS-80 Model II DEBUG Program
8300 28 07 3E 20 DD 77 00 DD 23 F1 E6 7F 47 04 21 53 (.>.w..>...G.IS
8310 28 7E CB 7F 23 28 FA 10 F8 2B E6 7F DD 77 00 DD {...#(...+...w..
8320 23 23 7E CB 7F 20 07 DD 77 00 DD 23 18 F3 FD 7E 00...>...w..>...
8330 00 FE 20 C8 3E 20 DD 77 00 DD 23 C9 DD 21 C7 F4 ..>.w..>...l...
8340 CD DB F3 DD 4E 00 DD 23 79 FE 30 20 0D 0E 2D CD ..>..N..>.y..0...
8350 B0 F3 18 EF DD 4E 00 DD 23 79 FE 22 20 07 3A 2A ..>..N..>.y..*...
8360 F4 2F 32 2A F4 3A 2A F4 B7 79 20 19 FE FF 20 08 ./2*:*..y...
8370 32 2B F4 DD 4E 00 DD 23 3A 2B F4 FE 00 20 05 79 2+..N..>:....y

PC SP SZHPNC AF BC DE HL IX IY AF' BC' DE' HL'
2800 21FE 000000 0000 0000 0000 0000 0000 0000 0000 0000 0000
? P
DEBUG is now ON
TRSDOS READY
DEBUG
  
```

Figure 5. The third section of code to enter if you don't have an editor/assembler.

finishes printing, execution returns to START2. This procedure continues until the next line address is 00 00, indicating the end of the program. Execution then jumps to QUIT, which simply restores the Basic stack pointer and jumps to the BASIC READY prompt.

During the decoding process, if the program finds a remark token (90 hex), it stores a OFF hex in the buffer prior to the remark. The PRINT1 routine uses this to indicate that the subsequent code is part of a remark, and the program should disregard the colons.

PRINT1 requires further explanation. When called, the first 5 bytes in the buffer represent the line number in ASCII format. Lines 1690-1760 begin testing these bytes for ASCII 0, replacing these leading zeros with spaces. When the program locates the first non-zero number, it exits this routine.

Now lines 1770-2200 take over. This

routine requires two tests. First, if the program encounters quotes, it sets a flag. Until the flag is reset with a second set of quotes, the program prints all subsequent characters without further testing. Second, if the program finds a remark flag (OFF hex) in the buffer, it stores it in the remark statement. The program then disregards colons as line delimiters.

PRINT1 calls PRINT2. It keeps track of the number of characters printed prior to the last carriage return. Line 2290 sets the limit at 72 characters, including the line number but excluding the left margin indentation. Print commands at lines 2600-2650 produce the printout. If the program cannot execute a Print command, it calls the Fault subroutine which prints the Printer Not Ready message through the STOPPR (Stop Print) routine.

This subroutine also reads a one-



Program Listing. The Assembly-language Doculist program.

```

00010      ;*****
00020      ;*           D O C U L I S T           ;*
00030      ;*
00040      ;* SOURCE=DOCULIST/ASM             OBJECT=DOCULIST/CMD
00050      ;* VERSION 1.5.....2 OCT 1982.....J.J. BARBARELLO
00060      ;* ABSTRACT: This program creates BASIC listings
00070      ;* in a form suitable for easy inspection and
00080      ;* understanding. It is a Model II version of the
00090      ;* Model I program by Morris Jones which appeared
00100      ;* in the Nov. 1981 issue of 80 Microcomputing.
00110      ;*****
F200      ORG      0F200H
F200 212DF4 00130 LD      HL,INTRO      ;POINT TO SCREEN MSG
F203 0633 00140 LD      B,51        ; 51 CHAR LONG
F205 0E0D 00150 LD      C,0DH        ; PLUS EXTRA CRLF
F207 3E09 00160 LD      A,9          ;PRINT IT USING SVC 9
F209 CF 00170 RST      8
F20A ED7300F7 00180 LD      (0F700H),SP ;SAVE STACK POINTER
F20E 3100F7 00190 LD      SP,0F700H ;NEW STACK
F211 DD212AF4 00200 LD      IX,QUOTES ;START OF VARIABLE STORAGE
F215 AF 00210 XOR      A          ;A=0
F216 DD7700 00220 LD      (IX+0),A ;QUOTES=0
F219 DD7701 00230 LD      (IX+1),A ;CHARS=0
F21C FD2A4F2B 00240 LD      IY,(2B4FH) ;2B4FH HOLDS START ADDR
F220 FD2228F4 00250 LD      (NXTLIN),IY ;GET NEXT LINE'S ADDR
F224 2186F4 00260 LD      HL,TITLE+38 ;BUFFER AREA FOR DATE
F227 0600 00270 LD      B,0          ; INFO.
F229 3E2D 00280 LD      A,45 ;TRSDOS SERVICE # 45
F22B CF 00290 RST      8 ; (GET DATE INFO).
F22C 2160F4 00300 LD      HL,TITLE ;BUFFER AREA FOR FULL
F22F 0632 00310 LD      B,50 ; TITLE (50 BYTES).
F231 0E0D 00320 LD      C,0DH ;ADD ON A C/R AND SEND
F233 3E13 00330 LD      A,19 ; TO PRINTER VIA SVC 19.
F235 CF 00340 RST      8 ;DO IT!
F236 C416F4 00350 CALL   NZ,FAULT ;IF UNABLE, GOTO FAULT
F239 41 00360 LD      B,C ;SEND ANOTHER C/R TO THE
F23A 3E12 00370 LD      A,18 ; PRINTER VIA SVC 18 TO
F23C CF 00380 RST      8 ; SKIP A LINE.
F23D FD2A28F4 00390 LD      IY,(NXTLIN) ;NEXT LINE ADDR INTO IY
F241 DD21C7F4 00400 LD      IX,BUFF ;DEFINE START OF BUFFER
F245 FD4E00 00410 LD      C,(IY+0) ;LSB OF NEXT LINE ADDR
F248 FD23 00420 INC     IY
F24A FD4600 00430 LD      B,(IY+0) ;MSB OF NEXT LINE ADDR

```

Listing continued

access the memory area above 0F3FF hex, you must enter the code at an accessible memory area, and then relocate the code as you dump it to disk. At this point, press the escape key and then O to turn Debug off. Finally, type the following:

```
DUMP DOCULIST/CMD START = 8200,
END = 84C6,RELO = F200
```

and press the enter key. When TRSDOS READY returns, you have a stored program called Doculist/CMD.

### Using Doculist

To use Doculist, you must load it into memory, define its starting address, and then call it with the USR command. At TRSDOS READY, type LOAD DOCULIST/CMD and press the enter key. This loads the program from disk to memory. In Basic, you accomplish this by typing SYSTEM"LOAD DOCULIST/CMD" and hitting the enter key. You don't need to reload the program as long as the Model II remains powered unless you use another machine-language program that resides in memory area F200-F4C6 hex.

To define its starting address, you


Continued on p. 196

MICRO DESIGN INTRODUCES

# REMOVABLE

## WINCHESTER HARD DISK SYSTEM

For the TRS-80, IBM & Apple Computer



### FEATURES

- Approximately nine times faster than standard floppy disk drives
- Mix & Match Fixed & Removable drives for a custom system
- Up to 45 megabyte on-line storage • Built-in error detection & correction.

Starting At **\$1799<sup>95</sup>**

## MICRO DESIGN

6301 Manchaca Rd. Suite B • Austin, TX 78745

Tex. Res. Call 512-441-7890

# 1-800-531-5002

See our other ads on pages 69 & 27.

429





## LAST NIGHT, 39 MUSICIANS HAD A COMPU SERVE CONFERENCE, SO DID 31 M.D.S, 49 SPORTS FANS AND 640 APPLE POLISHERS, AND NO ONE HAD TO LEAVE HOME.

### The Electronic Forum, Cheaper than Long Distance and Much More Rewarding.

Every night on the CompuServe Information Service, professional and social groups discuss a wide range of subjects. From what's new in medical technology to what's nouvelle in continental cuisine.

And every day more computer owners who share a common interest are discovering this exciting new way to exchange ideas and even transfer hard copy data.

And besides electronic forums, they leave messages for each other on our national bulletin board, "talk" informally on our CB simulator, and communicate via CompuServe's electronic mail.

But best of all, in most cases, CompuServe subscribers get all of these state of the art communications options, plus a world of on-line information and entertainment for the cost of a local phone call plus connect time.

To become part of this flexible communications network, all you

need is a computer, a modem and CompuServe. CompuServe connects with almost any personal computer, terminal, or communicating word processor.

To receive an illustrated guide to CompuServe and learn how you can subscribe, contact or call:


## CompuServe

Consumer Information Service, P.O. Box 20212  
5000 Arington Centre Blvd. Columbus, OH 43220

**800-848-8199**

In Ohio call 614-457-0802

An H&R Block Company



# Stretch the Twelve Days of

Give a gift subscription to **80 Micro** today and relax... you can't find a better gift for active computerists. Every issue gathers together the latest programs and projects for Radio Shack's personal computers, business computers, and portables. Your favorite computerist will be busy year round with:

**Powerful Utilities**—save time and effort and do more computing than ever before. Recent issues have included ways to improve Electric Pencil\*, a program-to-program data transfer, and a cassette operating system.

**Programming Techniques**—learn how to program and spend less on software. Pick up a second language for special applications. Get faster results with machine-language subroutines... the monthly column "The Next Step" shows how.

**Hi-res Graphics**—make better business presentations with fancy printouts. Illustrate games with eye-catching details. Create unique 3-D art. It's all possible with articles on advanced graphics techniques.

**Business Applications**—increase office efficiency. Learn the business models' different capabilities. And keep abreast of developments for the Model 100\* with reviews, applications, and utilities in "C•Notes."

**Exciting Games**—enjoy arcade games, adventure games, and simulations. Use the program listings to add features to other games. Or record high scores in "The Gamer's Cafe."

**Two-way Communication**—get definitive answers to technical questions in "Feedback Loop." Respond to articles, editorials, and news with "Input." Or submit an article for publication. **80 Micro** is a forum for ideas, not a one-way street.

**"News" & "Remarks"**—discover the latest industry trends and how they'll affect consumers. Learn about new services or novel applications. And get the inside story with publisher Wayne Green's outspoken editorials.

**Home and Hobby**—break the ice at a party with a singing computer. Or make electronics projects easier with a circuit-board scanner. Whatever the subject, there's always something of use in **80 Micro**.

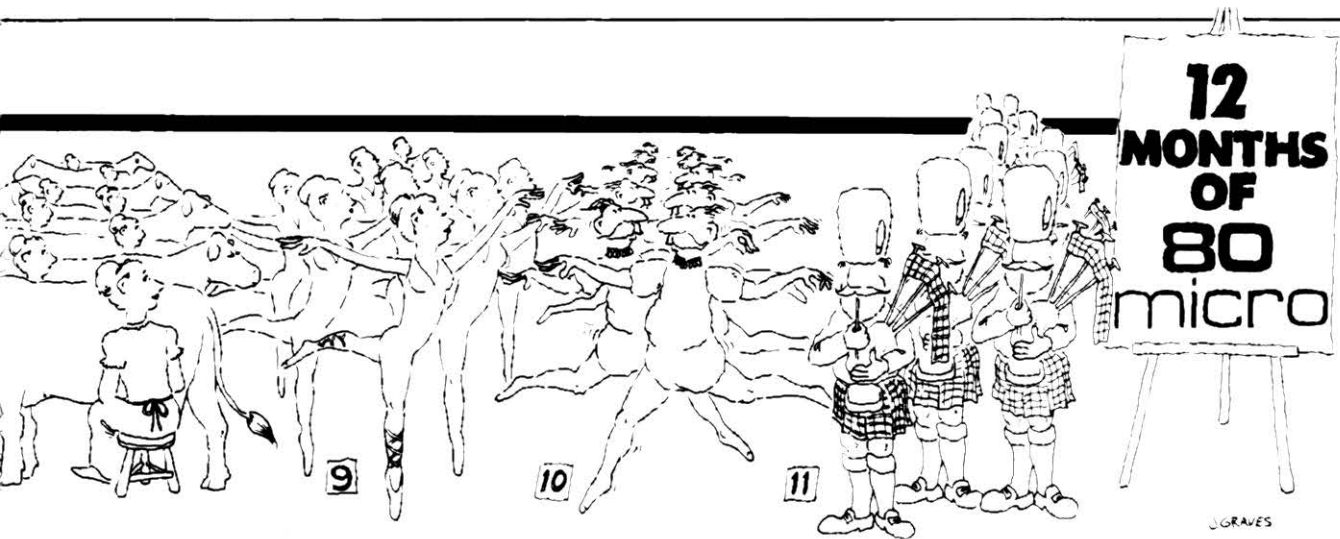
**Buyer's Guides**—comparison-shop from home and save hundreds of dollars. Get all the facts on graphics software, printers, utilities, disk drives & disks, and more.

**Candid Reviews**—use "Reviews" and "Review Digest" to find out a product's strengths and weaknesses *before* it leaves the store.

# 80micro

the magazine for TRS-80\* users

®



# Christmas into Twelve Months

Know all about the latest releases with "New Products." Now every purchase can be a sound investment.

**Hardware Projects**—get quality equipment and hours of fun in the shop. Build a Model II\* capacitance meter. Diagnose acoustic couplers. Or repair digital circuits. Customize any system to meet specific needs.

**In-depth Series**—become a local expert in any field. Learn computer cryptology, or how to use data files. Give the Model I/III\* color capability. Discover APL, Assembly, Lisp. . . and more.

Give a gift subscription to **80 Micro** today and relax. Why hassle with holiday crowds and pushy salesmen when you can avoid the last-minute rush? Christmas shopping has never been easier.

Just fill out the coupon or the attached card and return it now to **80 Micro** Subscription Department, P.O. Box 981, Farmingdale NY 11737. A full-year subscription is only \$35.97. That's a savings of 27% off the newsstand price. . . and convenient home delivery is FREE.

Give **80 Micro**. Your favorite computerist will thank you again and again and again.

- \* Electric Pencil is a registered trademark of Michael Shrayer.
- \* TRS-80, Model-100, Model II, and Model I/III are registered trademarks of Radio Shack, a division of Tandy Corp.

Dear Santa, I want to give a year's subscription to 80 MICRO for the Holidays (12 issues for \$24.97).

Check enclosed  
 MC    VISA    AE    BILL ME

CARD # \_\_\_\_\_

Expire Date \_\_\_\_\_

Signature \_\_\_\_\_

My Name \_\_\_\_\_

Address \_\_\_\_\_

City \_\_\_\_\_ State \_\_\_\_\_ Zip \_\_\_\_\_

Please enter a one year gift subscription to:

Name \_\_\_\_\_

Address \_\_\_\_\_

City \_\_\_\_\_ State \_\_\_\_\_ Zip \_\_\_\_\_

Canada & Mexico \$27.97. 1 year only U.S. funds drawn on U.S. bank.  
 Foreign Surface \$44.97. 1 year only U.S. funds drawn on U.S. bank.  
 Foreign airmail please inquire.  
 All gift subscriptions begin with January 1984 issue.

**80micro**  
the magazine for TRS-80 users

**PO Box 981  
 Farmingdale, NY 11737**

63NDS



```

F24D FD23      00440      INC      IY
F24F 78        00450      LD        A,B
F250 B1        00460      OR        C
F251 CA21F4    00470      JP        C,QUIT
F254 ED4328F4 00480      LD        (NXTLIN),BC
F258 FD5E00    00490      LD        E,(IY+0)
F25B FD23      00500      INC      IY
F25D FD5600    00510      LD        D,(IY+0)
F260 FD23      00520      INC      IY
F262 DDE5      00530      PUSH     IX
F264 E1        00540      POP      HL
F265 0600      00550      LD        B,0
F267 3E15      00560      LD        A,21
F269 CF        00570      RST      8
F26A 0605      00580      LD        B,5
F26C DD23      00590      INC      IX
F26E 10FC      00600      DJNZ     DJNZ
F270 3E20      00610      LD        A,20H
F272 DD7700    00620      LD        (IX+0),A
F275 DD23      00630      INC      IX
F277 FD7E00    00640      LD        A,(IY+0)
F27A FD23      00650      INC      IY
F27C CB7F      00660      BIT      7,token
F27E 2008      00670      JR        NZ,token
F280 B7        00690      OR        A
F281 2854      00700      JR        Z,LINEND
F283 CDE0F2    00710      CALL    TAB
F286 18EF      00720      JR        A2
F288 FE92      00730      ;
F28A 2011      00740      ;TOKEN
F28C FD7EFD    00750      CP        92H
F28F FE3A      00760      JR        NZ,REMARK
F291 2002      00770      LD        A,(IY-3)
F293 DD2B      00780      CP        3AH
F295 FD7EFD    00790      JR        NZ,NCOLON
F298 CDF6F2    00800      LD        A,(IY-1)
F29B 18DA      00810      CALL    SPOCK
F29D FD7EFD    00820      ;
F2A0 FE90      00830      ;REMARK
F2A2 20F1      00840      LD        A,(IY-1)
F2A4 FD7E00    00850      CP        90H
F2A7 FEFF      00860      JR        NZ,NCOLON
F2A9 2008      00870      LD        A,(IY+0)
F2AB FD7EFD    00880      CP        0FFH
F2AE CDF6F2    00890      JR        Z,APOS
F2B1 1811      00900      LD        A,(IY-1)
F2B3 FD23      00910      CALL    SPOCK
F2B5 PD7EFD    00920      JR        REMLIN
F2B8 FE3A      00930      ;
F2BA 2002      00940      ;APOS
F2BC DD2B      00950      INC      IY
F2BE FD7EFD    00960      LD        A,(IY-3)
F2C1 CDF6F2    00970      CP        3AH
F2C4 DD3600FF 00980      JR        NZ,APOS1
F2C8 DD23      00990      LD        IX
F2CA FD7E00    01000      LD        A,(IY+0)
F2CD FD23      01010      INC      IY
F2CF B7        01020      OR        A
F2D0 2805      01030      JR        Z,LINEND
F2D2 CDE0F2    01040      CALL    TAB
F2D5 18F3      01050      JR        REM1
F2D7 DD7700    01060      ;
F2DA CD3CF3    01070      ;LINEND
F2DD C33DF2    01080      LD        (IX+0),A
F2E0 FE09      01090      CALL    PRINT1
F2E2 2806      01100      JP        START2
F2E4 DD7700    01110      ;
F2E7 DD23      01120      ;TAB
F2E9 C9        01130      CP        09H
F2EA 0607      01140      JR        Z,TAB1
F2EC 3E20      01150      LD        (IX+0),A
F2EE DD7700    01160      INC      IX
F2F1 DD23      01170      RET
F2F3 10F9      01180      LD        B,7
F2F5 C9        01190      LD        A,20H
F2F7 DD7EFD    01200      LD        (IX+0),A
F2FA FE20      01210      LD        A,20H
F2FC 280B      01220      LD        (IX+0),A
F2FE FE3A      01230      INC      IX
F300 2807      01240      RET
F302 3E20      01250      LD        A,20H
F304 DD7700    01260      LD        (IX+0),A
F307 DD23      01270      INC      IX
F309 F1        01280      POP      AF
F30A E67F      01290      AND     7FH
F30C 47        01300      LD        B,A
F30D 04        01310      INC      B
F30E 215328    01320      LD        HL,2853H
F311 7E        01330      LD        A,(HL)
F312 CB7F      01340      BIT      7,A
F314 23        01350      INC      HL
F315 28FA      01360      JR        2,SP2
F317 10F8      01370      DJNZ     SP2
F319 2B        01380      DEC      HL

```

Listing continued

can execute the command DEFUSR = &HF200 either in the command mode or within a Basic program. You must redefine the entry point if you leave and return to Basic or if you redefine USR0 when using another machine-language program.

To run the program, simply type X=USR(0). You can also include this command in a Basic program. When you execute X=USR(0), the screen clears and the title shown in line 2940 of the Listing appears. The first time you run the program, it accesses the disk to obtain the date information. On further runs, disk access is not performed.

If you press F1, the Listing stops at the beginning of the next line and CONTINUE ?(Y/N)... appears on the screen. The program accepts either an

*“To use Doculist,  
you must  
load it into memory,  
define its starting address,  
and then call it  
with the USR command.”*

upper- or lowercase Y or N. If you enter an N, you'll immediately return to the READY prompt. A Y entry resumes printing.

If printing is unable to resume, the screen message reads Printer Not Ready. CONTINUE ?(Y/N)... Again, pressing the N key returns you to the READY mode and a Y reinvoles the printing mode. This message continues until you can print again. When printing is done you return to the READY mode.

As with normal listing to the printer, it is advisable to perform a Forms set prior to calling Doculist. This allows proper paging of continuous form paper.

### One Modification

For those of you with 132-column printers, a change in line 2290 is advisable. Replace the “72” (48 hex) with “124” (7C hex). This allows a longer line to be printed, but won't force a carriage return by the printer. ■

*Jim Barbarello can be reached at R.D. #1, Box 241H, Tennent Road, English-town, NJ 07726. You can purchase Doculist on disk from him for \$10.*

Sharp  
PC-1500  
&  
Radio Shack  
PC-2

## A Newsletter for Pocket Computer Fans!

This is a timely, compact, easy reading publication that provides up to the minute information of vital interest to people who use pocket computers -- and who want to know how to better capitalize on their capabilities. We concentrate on the Sharp PC-1500 & PC-1500A and Radio Shack PC-2 & PC-3 models. But we also provide information about newcomers to the field. We report primarily on pocket and hand-held computers that are capable of executing a high level language such as BASIC. Many new models will be introduced in this year.

### Especially for Busy People

This is a *newsletter*. It is not a magazine. The material we provide is condensed to 8 to 16 pages per issue. This carefully selected information is presented in an easy to digest format that is ready assimilated by busy people.

### Product and Equipment Reviews

As new models and accessories become available we publish forthright reviews as reported to us by actual users. Books, software packages and other kinds of supporting materials also come under our careful scrutiny.

### Important Operating Tips and Practical Advice

Every model has its strengths and weaknesses, its ins and outs. Our publication quickly compiles critical information from users and passes this on to you. We show you how to save keystrokes and maximize performance. We often uncover hidden features and are able to tell you about capabilities not discussed in the manufacturer's literature. (We have, in particular, published a wealth of material about the actual machine codes used in the PC-1500/PC-21)

### Lots of Practical Programs

We publish all kinds of practical, useful programs that enhance the use and enjoyment of your own personal unit. In past issues we have presented programs that: convert numbers from one base to another, perform linear regression analysis, plot aviation courses, solve for unknowns in triangulation problems, tally supermarket purchases, do polynomial arithmetic, display a calendar of any month over a 500 year range, perform linear interpolation, calculate amortization, figure tab locations for complex columnar reports, perform simple animation, dump memory, do curve fitting, renumber all or part of a program, and play a variety of amusing games. We are always on the lookout for the highest quality programs to bring to you.

### Delivered with a Simple Guarantee

If, at any time, you become dissatisfied with our publication, you may *simply cancel your subscription and receive a refund for unmailed issues.*

Product Reviews  
Programming Tips  
Timesavers  
Customizing  
Tutorials  
Short Cuts  
Technical Information  
Application Forums

Available Only by Prepaid Subscription for a Calendar Year Period (January - December). You are sent back issues for the calendar year to which you subscribe, at the time you enroll.

- I am interested. Please send more information. I have: \_\_\_\_\_ a Sharp PC-1500 \_\_\_\_\_ Radio Shack PC-2 \_\_\_\_\_
- Enroll me as a 1984 Subscriber (Issue numbers 31-36).  
\$18.00 in U.S. (U.S. \$21.00 to Canada/Mexico. Elsewhere U.S. \$30.00 payable in U.S. funds against a U.S. bank.)
- Enroll me as a 1983-84 Subscriber (Issue numbers 21-36).  
\$54.00 in U.S. (U.S. \$63.00 to Canada/Mexico. Elsewhere U.S. \$80.00 payable in U.S. funds against a U.S. bank.)
- Enroll me as a 1982-84 Subscriber (Issue numbers 11-36).  
\$78.00 in U.S. (U.S. \$95.00 to Canada/Mexico. Elsewhere U.S. \$120.00 payable in U.S. funds against a U.S. bank.)
- Check here if paying by MasterCard or VISA. Please give credit card information below.
- Orders must be accompanied by payment in full.

Name: \_\_\_\_\_

Addr: \_\_\_\_\_

City: \_\_\_\_\_ State: \_\_\_\_\_ Zip: \_\_\_\_\_

MC/VISA #: \_\_\_\_\_

Signature: \_\_\_\_\_ Exp. Date: \_\_\_\_\_

Mail this order form to:  
POCKET COMPUTER NEWSLETTER  
P.O. BOX 232, SEYMOUR, CT 06483

# CALC "HELPER" FOR THE TRS-80® MODEL III

- Enters most VisiCalc® commands with one keystroke.
- Helps inexperienced users of VisiCalc learn quickly.
- Helps experienced users work faster.
- Does not alter program on disk or require knowledge of any passwords.
- Uses only a few hundred bytes of VisiCalc® memory.

**\$29.95**

MasterCard & Visa accepted  
Wisconsin residents add 5% sales tax  
Indicate DOS used and VisiCalc version

The Business Software Team  
639 Brookridge Street  
Green Bay, WI 54301 ✓ 236

## POWER LINE PROBLEMS?



### SPIKE-SPIKER® ...THE SOLUTION

Protects, organizes, controls computers & sensitive electronic equipment. Helps prevent software "glitches", unexplained memory loss, and equipment damage. Filter models attenuate conducted RF interference. 120V, 15 Amps. Other models available. Ask for free literature.



**DELUXE POWER CONSOLE**  
**\$79.95**

Transient absorber, dual 5-stage filter, 8 individually switched sockets, fused, main switch, & lite.

**QUAD-II \$59.95**

Transient absorber. Dual 3 stage filter. 4 sockets, lite.

**QUAD-I \$49.95**

Transient absorber, 4 sockets.

**MINI-II \$44.95**

Transient absorber, 3 stage filter, 2 sockets.

**MINI-I \$34.95**

Transient absorber, 2 sockets.



6584 Ruch Rd., Dept. 80  
Bethlehem, PA 18017

215-837-0700  
Out of State Order Toll Free  
800-523-9685

DEALER INQUIRIES INVITED • CODs add \$3.00 + Ship.

Listing continued

F31A E67F	01490	AND	7FH	;MAKE IT UPPER CASE ASCII
F31C DD7700	01500	LD	(IX+0),A	; AND STORE IN BUFFER
F31F DD23	01510	INC	IX	;CONTINUE STORING TABLE
F321 23	01520	SP3	HL	; ENTRIES UNTIL THE NEXT
F322 7E	01530	LD	A,(HL)	; TOKEN IS ENCOUNTERED.
F323 CB7F	01540	BIT	7,A	; THIS WILL STORE THE
F325 2007	01550	JR	NZ,SP4	; ASCII CHARACTERS THAT
F327 DD7700	01560	LD	(IX+0),A	; SPELL OUT THE COMMAND
F32A DD23	01570	INC	IX	;KEEP GOING UNTIL DONE
F32C 18F3	01580	JR	SP3	;
F32E FD7E00	01590	SP4	LD	;IS NEXT PROGRAM CHAR A
F331 FE20	01600	CP	20H	; SPACE (20H)?
F333 C8	01610	RET	Z	;YES. JOB DONE. RETURN
F334 3E20	01620	LD	A,20H	;NO. SAVE A SPACE IN
F336 DD7700	01630	LD	(IX+0),A	; THE BUFFER. INCREMENT
F339 DD23	01640	INC	IX	; BUFFER POINTER, AND
F33B C9	01650	RET		; THEN JOB DONE. RETURN.
	01660	;		
F33C DD21C7F4	01670	PRINT1	LD	IX,BUFF
F340 CDBBF3	01680	CALL	INDENT	;POINT TO START OF BUFFER
F343 DD4E00	01690	A11	LD	C,(IX+0)
F346 DD23	01700	INC	IX	;SET LEFT MARGIN
F348 79	01710	LD	A,C	;GET FIRST CHAR IN BUFF
F349 FE30	01720	CP	30H	;POINT TO NEXT
F34B 200D	01730	JR	NZ,A12	;IS CHAR STORED IN C
F34D 0E20	01740	LD	C,20H	; A "0" ?
F34F CDB0F3	01750	CALL	PRINT2	;NO. GOTO A12
F352 18EF	01760	JR	A11	;YES. REPLACE WITH A
F354 DD4E00	01770	A6	LD	; SPACE AND PRINT IT.
F357 DD23	01780	INC	IX	;GO BACK FOR NEXT CHAR.
F359 79	01790	LD	A,C	;GET FIRST CHAR
F35A FE22	01800	A12	CP	;POINT TO NEXT ONE
F35C 2007	01810	JR	NZ,A5	; TO TEST IT
F35E 3A2AF4	01820	LD	A,(QUOTES)	; FOR QUOTES
F361 2F	01830	CPL		;NO. GO AHEAD
F362 322AF4	01840	LD	(QUOTES),A	;YES. CHANGE
F365 3A2AF4	01850	A5	LD	; THE FLAG
F368 B7	01860	OR	A	; AND STORE IT.
F369 79	01870	LD	A,C	; IF WE JUMPED HERE, NO
F36A 2019	01880	JR	NZ,A7	; QOUTES.
F36C FEFF	01890	CP	0FFH	;GET BACK CHAR. IF QUOTES
F36E 2008	01900	JR	NZ,A1	; FLAG, SKIP COLON TEST
F370 322BF4	01910	LD	(REM),A	;IS IS A "REM" FLAG?
F373 DD4E00	01920	LD	C,(IX+0)	;NO. JUMP TO A1
F376 DD23	01930	INC	IX	;YES. STORE FLAG IN (REM)
F378 3A2BF4	01940	A1	LD	; SKIP REM FLAG AND GET
F37B FE00	01950	CP	0H	; NEXT CHARACTER.
F37D 2005	01960	JR	NZ,A3	;IS CHAR PART OF REM LINE?
F37F 79	01970	LD	A,C	; (i.e. Not equal to zero)
F380 FE3A	01980	CP	3AH	;YES. SKIP COLON TEST
F382 2816	01990	JR	Z,A8	;NO. GET BACK CURRENT CHAR
F384 79	02000	A3	LD	;CHECK FOR COLON
F385 B7	02010	A7	OR	;YES. JUMP TO A8.
F386 200D	02020	JR	NZ,A10	;GET BACK CURRENT CHAR
F388 AF	02030	XOR	A	;NO. IS A=0?
F389 322BF4	02040	LD	(REM),A	;NO. JUMP TO A10(PRINT)
F38C 322AF4	02050	LD	(QUOTES),A	; YES. A=0 CLEARS FLAG.
F38F 0E0D	02060	LD	C,0DH	;CLEAR REM LINE FLAG, SAVE
F391 CDB0F3	02070	CALL	PRINT2	; QUOTES FLAG STATUS
F394 C9	02080	RET		; AND SEND A CRLF
F395 CDB0F3	02090	A10	CALL	; TO THE PRINT ROUTINE.
F398 18BA	02100	JR	A6	;RETURN
F39A C5	02110	A8	PUSH	;PRINT THE CHAR IF <>0
F39B 0E0D	02120	LD	C,0DH	;GET NEXT CHAR
F39D CDB0F3	02130	CALL	PRINT2	;COLON FOUND, SO SAVE CHAR
F3A0 3E07	02140	LD	A,7	; AND PRINT A CRLF.
F3A2 322CF4	02150	LD	(CHARS),A	; THEN SET LEFT MARGIN.
F3A5 3E0B	02160	LD	A,11	; 7=5 (LINE #) + 1 (SPACE)
F3A7 CDDDF3	02170	CALL	IND1	; + 1 (CURRENT CHAR)
F3AA C1	02180	POP	BC	;11=5 (MARGIN) + 6 (LINE
F3AB CDB0F3	02190	CALL	PRINT2	; # AND TRAILING SPACE)
F3AE 18A4	02200	JR	A6	;GET BACK CHAR (COLON) AND
	02210	;		; PRINT IT.
	02220	PRINT2	LD	;GO BACK FOR NEXT CHAR.
F3B0 41	02230	LD	B,C	;PUT CHAR IN B.
F3B1 78	02240	LD	A,B	; AND ALSO IN A.
F3B2 FE0D	02250	CP	0DH	; IS IT A CR?
F3B4 281D	02260	JR	Z,P1	;YES. GOTO P1
F3B6 3A2CF4	02270	LD	A,(CHARS)	;NO. GET CHAR COUNT.
F3B9 3C	02280	INC	A	; AND INCREMENT BY 1.
F3BA 322CF4	02290	LD	(CHARS),A	;SAVE NEW CHAR COUNT.
F3BD FE48	02300	CP	72	;FULL LINE YET?
F3BF 2016	02310	JR	NZ,P2	;NO. JUMP TO P2
F3C1 0E0D	02320	LD	B,0DH	;YES. SEND A CRLF TO
F3C3 CDF4F3	02330	CALL	PRINT	; PRINT ROUTINE.
F3C6 3E07	02340	LD	A,7	; 7=5 (LINE #) + 1 (SPACE)
F3C8 322CF4	02350	LD	(CHARS),A	; + 1 (CURRENT CHAR)
F3CB 3E0B	02360	LD	A,11	;11=5 (MARGIN) + 6 (LINE
F3CD CDDDF3	02370	CALL	IND1	; # AND TRAILING SPACE)
F3D0 41	02380	LD	B,C	;GET BACK CURRENT CHAR
F3D1 1804	02390	JR	P2	; AND PRINT IT.
F3D3 AF	02400	XOR	A	;END OF LINE. SET CHARS
F3D4 322CF4	02410	LD	(CHARS),A	; COUNTER TO ZERO.
F3D7 CDF4F3	02420	CALL	PRINT	;PRINT CHAR IN B
F3DA C9	02430	RET		; AND RETURN.
	02440	INDENT	LD	;SET 5 SPACES FOR INDENT
F3DB 3E05	02450	LD	A,5	; AND SAVE IT.
F3DD F5	02460	PUSH	AF	;PERFORM SVC 4 (CHECK
F3DE 3E04	02470	LD	A,4	; KEYBOARD FOR KEY
F3E0 CF	02480	RST	8	; PRESSED (IF ANY).
F3E1 78	02490	LD	A,B	;WAS 'F1' PRESSED?
F3E2 FE01	02500	CP	01H	;IF SO, GOSUB 'STOP'
F3E4 CDFDF3	02510	CALL	Z,STOP	;CLEAR KEYBOARD OF ALL
F3E7 3E01	02520	LD	A,1	; PREVIOUS KEYSTROKES,
F3E9 CF	02530	RST	8	; AND GET BACK A.
F3EA F1	02530	POP	AF	

Listing continued

Listing continued

```

F3EB 0620      02540      LD      B,20H      ;DEFINE SPACE TO BE PRINTED
F3ED CDF4F3    02550      IND2    CALL     PRINT     ;PRINT CHAR IN B
F3F0 3D        02560      DEC     A          ;ONE LESS TO PRINT
F3F1 20FA      02570      JR      NZ,IND2    ;GOTO IND2 TILL DONE
F3F3 C9        02580      RET     ;OTHERWISE, RETURN.
                02590      ;
F3F4 F5        02600      PRINT  PUSH    AF      ;SAVE CONTENTS OF A.
F3F5 3E12      02610      LD      A,18      ;SVC 18 (PRINTCHAR)
F3F7 CF        02620      RST     8          ;DO IT NOW!
F3F8 C416F4    02630      CALL   NZ,FAULT   ;IF UNABLE, GOSUB 'FAULT'
F3FB F1        02640      POP     AF        ;GET BACK CONTENTS OF A.
F3FC C9        02650      RET     ;JOB DONE. RETURN.
                02660      ;
F3FD 21B5F4    02670      STOP   LD      HL,STOP1+20 ;DEFINE CONTINUE MSG ONLY.
F400 0612      02680      LD      B,18      ;PRINT 18 CHAR MSG AND
F402 0E01      02690      STOPPR LD      C,1      ; INPUT 1 CHAR FROM
F404 11A1F4    02700      LD      DE,STOP1  ; KEYBOARD VIA SVC 12.
F407 3E0C      02710      LD      A,12      ; STORE CHAR AT STOP1.
F409 CF        02720      RST     8          ;DO IT NOW!
F40A 1A        02730      LD      A,(DE)    ;GET CHAR INPUTTED.
F40B CBAP      02740      RES     5,A       ;MAKE UPPER CASE IF NOT.
F40D FE4E      02750      CP      4EH       ;IS IT "N"?
F40F 2810      02760      JR      Z,QUIT    ;YES. JUMP TO QUIT.
F411 FE59      02770      CP      59H       ;NO. IS IT A "Y"?
F413 20E8      02780      JR      NZ,STOP   ; NO. TRY AGAIN.
F415 C9        02790      RET     ; YES, SO RETURN
F416 C5        02800      FAULT  PUSH    BC      ;SAVE BC INFO.
F417 21A2F4    02810      LD      HL,STOP1+1 ;PRINT 'PRINTER NOT READY'
F41A 0625      02820      LD      B,37      ; MESSAGE, ETC USING
F41C CD02F4    02830      CALL   STOPPR    ; 'STOPPR' SUBROUTINE.
F41F C1        02840      POP     BC        ;GET BACK BC INFO
F420 C9        02850      RET     ; AND RETURN.
                02860      ;
F421 ED7B00F6  02870      QUIT   LD      SP,(0F600H) ;RESTORE STACK
F425 C30028    02880      JP      2800H    ;AND RETURN TO MODEL II BASIC
F428 0000      02890      NXTLIN DEFB    0
F42A 00        02900      QUOTES DEFB    0
F42B 00        02910      REM    DEFB    0
F42C 00        02920      CHARS  DEFB    0
F42D 1B        02930      INTRO DEFB    1BH
F42E 44        02940      DEFM   'D O C U L I S T --- Press "F1" to HALT list
F42F 20 4F 20  43 20  55 20  4C 20  49 20  53 20  54 20  20 20
F43F 2D 2D 2D  20 20  50 72  65 73  73 20  22 46  31 22 20
F44F 74 6F 20  48 41  4C 54  20 6C  69 73 74  69 6E 67 2E
F45F 0D        02950      DEFB    0DH
F460 09        02960      TITLE DEFB    09
F461 09        02970      DEFB    09      ;TWO TABS PRECEED MSG
F462 20        02980      DEFM   ' DOCUMENTATION PROGRAM LISTING -
F463 20 20 20  44 4F  43 55  4D 45  4E 54 41  54 49 4F 4E
F473 20 50 52  4F 47  52 41  4D 20  4C 49 53  54 49 4E 47
F483 20 2D 20  20 20  20 20  20 20  20 20  20 20 20  20 20
F493 20 20 20  20 20  20 20  20 20  20 20  20 20 20  20 20
F4A1 00        02990      STOPI  DEFB    0H
F4A2 50        03000      DEFM   'Printer Not Ready. CONTINUE ?(Y/N)...'
F4A3 72 69 6E  74 65  72 20  4E 6F  74 20  52 65 61 64 79
F4B3 2E 20 43  4F 4E  54 49  4E 55  45 20  3F 28 59 2F 4E
F4C3 29 2E 2E  2E
F4C7 03010     BUFF   EQU     $
F200 03020     END    0F200H
00000 TOTAL ERRORS

A1      F378
A10     F395
A11     F343
A12     F35A
A2      F277
A3      F384
A5      F365
A6      F354
A7      F385
A8      F39A
APOS    F2B3
APOS1   F2BE
BUFF    F4C7
CHARS   F42C
FAULT   F416
INC     F26C
IND1    F3DD
IND2    F3ED
IND3    F3E7
INDENT  F3DB
INTRO   F42D
LINEND  F2D7
NCOLON  F295
NXTLIN  F428
P1      F3D3
P2      F3D7
PRINT   F3F4
PRINT1  F33C
PRINT2  F3B0
QUIT    F421
QUOTES  F42A
REM     F42B
REM1    F2CA
REMARK  F29D
RENLIN  F2C4
SP1     F309
SP2     F311
SP3     F321
SP4     F32E
SPOCK   F2F6
START2  F23D
STOP    F3FD
STOP1   F4A1
STOPPR  F402
TAB     F2E0
TAB1    F2EA

```

# TOOLKIT

Stewart Software & AERODYNE Research

Available for the Model 2 and Model 3

TOOLKIT gives you TOTAL access to ALL of the files and programs on your disks. You may

DECODE/CHANGE/REMOVE any file password  
 DECODE/CHANGE any master disk password  
 CHANGE/REMOVE any file protection level  
 REMOVE limited BACKUP attribute (Mod 3)  
 REMOVE/ASSIGN system file attributes  
 CREATE alternate directory (Mod 3)  
 COPY directories - print all  
 SORT directory to disk  
 CHANGE disk IDs

Done with a super fast menu driven easy-to-use machine language program TOOLKIT does NOT require any user knowledge of DOS

TOOLKIT is in memory (32K) and needs just one drive

Why waste time and effort with byte-by-byte hacking?? Let TOOLKIT do it!!!

\$39.95

Specify Mod 2 (20) or Mod 3 (13) version

STEWART SOFTWARE  
 (901) 767-8914

PO Box 573 Memphis TN 38101

\* add \$1.25 shipping  
 TN residents add 6 3/4% sales tax

MC VISA AMEX accepted

450

\$\$ WE WILL NOT BE \$\$  
 UNDERSOLD

## EPSON

RX80, MX80FTIII, MX100FTIII,  
 FX80, and "NEW" FX100  
 CALL-LOWEST PRICES IN USA

## PRINTERS

Gemini 10X ..... \$329  
 Gemini 15 ..... \$499  
 Okidata 82A ..... \$419  
 Okidata 92 ..... \$520  
 8510 Prowriter (P) ..... \$385  
 8510 Prowriter (S) ..... \$569  
 1550 (P) ..... \$679  
 1550 (S) ..... \$759  
 Brother HR 1 ..... CALL  
 Brother HR 15 ..... CALL  
 Smith-Corona TP1 (LQP) ..... \$549

## MODEMS

Hayes 300 Baud ..... \$209  
 Hayes 300/1200 ..... \$485  
 Novation Smartcat ..... \$487  
 300/1200

Shipping and Handling - Add 3%  
 W/C & Visa - Add 3%, C.O.D.'s - Add \$2.00

THE COMPUTER STORE

744  
 (Outside CA) (800) 824-2227 Orders Only  
 (714) 261-1383

## DISPLAYED VIDEO IS DRIVING DOWN PRICES ON DISKS!



**FREE SHIPPING!**



### TEC'S NEW HALF-HIGH 40 TRACK DISK DRIVE W/CASE & POWER SUPPLY AT AN INCREDIBLE LOW PRICE!

**\$195.00!!!!**

**NEW!**

TRUE HALF HEIGHT DRIVES!  
1 5/8 INCH NOT 2 INCH OR 2 7/16 INCH! DIRECT DRIVE!  
NO DRIVE BELT! 3MS TRACK TO TRACK!

**"YOU CAN BUY THE REST BUT WHY NOT BUY ONE OF THE BEST!"**

TEAC'S NEW SLIMLINE 40 TRACK W/CASE & POWER SUPPLY.....	<b>\$235.00</b>
TANDON 40 TRACK TM-100-1 W/CASE & POWER SUPPLY.....	<b>\$220.00</b>
<small>(DOUBLE SIDED 40 TRACK DRIVES ADD \$75.00)</small>	
SHUGART NEW SLIMLINE DOUBLE SIDED 40 TRACK W/CASE & POWER SUPPLY.....	<b>\$299.00</b>
SHUGART NEW SLIMLINE DOUBLE SIDED 80 TRACK W/CASE & POWER SUPPLY .....	<b>\$379.00</b>
TANDON SINGLE SIDED SLIMLINE 8" DISK DRIVE W/DUAL CASE & POWER SUPPLY.....	<b>\$545.00</b>
TANDON DOUBLE SIDED SLIMLINE 8" DISK DRIVE W/DUAL CASE & POWER SUPPLY....	<b>\$625.00</b>

TWO DRIVE CASES AVAILABLE AT VARIED PRICES  
TWO DRIVE 5 1/4" CABLE (FOR MOST COMPUTERS).....\$23.99 WITH GOLD PLATED CONNECTORS

DV'S COLOR COMPUTER 1st DRIVE ONLY.....	<b>\$369.00</b>
<b>ONE YEAR WARRANTY ON TEAC &amp; SHUGART DRIVES/180 DAYS ON TEC &amp; TANDON</b>	
HAYES SMART MODEM 300 BAUD.....	<b>\$225.00</b>
	1200 BAUD..... <b>\$525.00</b>
MODEL I DOUBLE DENSITY BOARD.....	<b>\$89.00</b>

## PRINTER PRICES

WE'RE NOT GOING TO MAKE YOU CALL FOR PRICES — HERE THEY ARE IN BLACK AND WHITE!!!

**EPSON**

MX80 FT W/GRAPHTRAX PLUS.....	<b>\$459.00</b>
MX100 W/GRAPHTRAX PLUS.....	<b>\$659.00</b>
RX80 W/GRAPHTRAX PLUS .....	<b>\$389.00</b>
FX80 W/GRAPHTRAX PLUS.....	<b>\$569.00</b>
FX100 W/GRAPHTRAX PLUS.....	<b>\$779.00</b>

**STAR**

GEMINI 10.....	<b>\$349.00</b>
GEMINI 15.....	<b>\$479.00</b>
CITOH PROWRITER 8510.....	<b>\$395.00</b>
STARWRITER F10.....	<b>\$1169.00</b>
DWP 210.....	<b>\$649.00</b>

PRINTER CABLE 10' LONG W/GOLD PLATED CONNECTORS STARTING AT..... **\$25.99**  
DAISY WHEEL PRINTERS AVAILABLE AT VARIED PRICES

Visit our two  
retail locations at:

**886 Ecorse Road  
Ypsilanti, MI 48197**

**(313) 426-5086/(313) 482-4424**

or

**111 Marshall Street  
Litchfield, MI 49252**

**(517) 542-3280**

**(517) 542-3939**

**(517) 542-3947**

WE CARRY TRS80, LNW, EPSON & FRANKLIN COMPUTERS

**IMMEDIATE DELIVERY**

**180 Days Parts and Labor Warranty  
DEALER INQUIRIES INVITED**

Free Shipping in the U.S.  
48 Contiguous States



TO ORDER: Call **(313) 426-5086** or **(313) 482-4424** or **(517) 542-3280**  
**(517) 542-3939 (517) 542-3947**

OR WRITE: **DISPLAYED VIDEO 111 MARSHALL ST., LITCHFIELD, MI 49252**

\*TRS-80 is a trademark of the Tandy Corporation



**DISPLAYED VIDEO IS DRIVING DOWN PRICES ON DISKS!**

**4  
D  
R  
I  
V  
E  
S  
!**

**4  
D  
R  
I  
V  
E  
S  
!**

"NO  
YOU'RE NOT  
SEEING THINGS.  
THAT'S FOUR  
INTERNAL  
DRIVES IN A  
MODEL 4



AVAILABLE  
NOW,  
ONLY  
FROM  
DISPLAYED  
VIDEO!

**\$1999.00**

**\$1999.00**

**DISPLAYED VIDEO HAS DONE IT AGAIN!  
THE STORAGE CAPACITY YOU'VE ALWAYS WANTED  
AT THE LOWEST PRICE EVER CONCEIVED!**

FOUR DRIVES IN A MODEL 4, 64K.....**\$1999.00**/128K.....**\$2079.00**  
QUALITY BACKED UP BY DV'S SIX MONTH YOU CAN'T LOSE WARRANTY!

DISPLAYED VIDEO is offering TRS-80<sup>®</sup> MODEL 4 disk drive systems for **INCREDIBLY** low prices, quality backed up by DV's six month you can't loose warranty.

MODEL 4 with 64K dual 40 track double density disk drives with TRSDOS 6.0 and TEN DISKETTES.

**PLUG IT IN AND GO.....\$1599.00/128K...\$1679.00**

MODEL 4 with 64K dual 40/40 track double density disk drives with TRSDOS 6.0 and TEN DISKETTES.

**PLUG IT IN AND GO.....\$1899.00/128K.....\$1979.00**

MODEL 4 with 64K dual 80 track double density disk drives, with TRSDOS 6.0 and TEN DISKETTES.

**PLUG IT IN AND GO.....\$1899.00/128K.....\$1979.00**

MODEL 4 with 64K dual 80/80 track double density internal disk drives, with TRSDOS 6.0 and TEN DISKETTES.

**PLUG IT IN AND GO.....\$2199.00/128K.....\$2279.00**

MODEL 4 with 64K four internal drives of any configuration available to achieve up to 4 meg of disk storage ..... **CALL**

MODEL III/4 Internal Two Drive Kit: Includes controller board, dual drive mounting bracket, dual power supply, all hardware cable; and connectors (gold plated) & TEC Drive ..... **\$399.00**

4 DRIVE KIT MINUS DRIVE **\$349.00**

MODEL 100 8K.....**\$679.00**

24K.....**\$839.00**

DV'S MODEL I DOUBLE DENSITY BOARDS.....**\$89.00**

WE CARRY TRS-80, IBM, LNW, EPSON & FRANKLIN COMPUTERS

Visit our retail location at:  
**111 Marshall Street  
Litchfield, MI 49252  
(313) 426-5086  
(313) 482-4424  
(517) 542-3280  
(517) 542-3939  
(517) 542-3947**



**IMMEDIATE DELIVERY  
DV'S SIX MONTH  
PARTS AND LABOR WARRANTY**

Authorized Dealership at:  
**111 Marshall Street, Litchfield, Michigan 49252 P142**  
To Order: Call (313) 426-5086; (313) 482-4424; (517) 542-3280  
(517) 542-3939; (517) 542-3947

OR WRITE:

Displayed Video, 111 Marshall St., Litchfield, MI 49252

\*TRS-80 is a trademark of the Tandy Corporation

Prices subject to change without notice.

# Color Correction

by Danley E. Christensen

Although I've been pleased with my Color Computer, I've been disappointed with my color television's performance as a monitor. I've adjusted the television for normal viewing only to find its color is disastrous the next time I use it as a monitor.

To solve this problem, I needed a color bar generator—an electronic tool that produces special screen designs used to adjust the picture. Lacking such a tool, I wrote a program that serves the same purpose.

My program runs in 4K and generates

## Get accurate color reproduction on your CoCo monitor using this color test pattern program.

vertical lines, horizontal lines, a cross-hatch, and a solid screen in any of the colors the Color Computer supports. It also creates a set of horizontal bars showing all the computer's colors at the same time; this is particularly helpful

in adjusting a set's hue, tint, and brightness.

The bar generator is menu-driven. After you type RUN, the program displays the selection menu shown in Table 1. If you select options 1-7 or 9, the program displays the color menu in Table 2. The program constructs the design in the color you select and then goes into a "wait" state; it remains in this state while you use the design to adjust the television. When you're done, press any key and the menu reappears. You can make another selection or end the program. ■

Write to Danley Christensen at 17 Walnut Hills, Springfield, IL 62707.

- 1 ONE HORIZONTAL BAR
- 2 THREE HORIZONTAL BARS
- 3 FIVE HORIZONTAL BARS
- 4 ONE VERTICAL BAR
- 5 THREE VERTICAL BARS
- 6 FIVE VERTICAL BARS
- 7 CROSSHATCH
- 8 MULTIPLE COLORED BARS
- 9 PICTURE CENTERING
- 10 END PROGRAM

Table 1. Design selection menu.

- 1 GREEN
- 2 YELLOW
- 3 BLUE
- 4 RED
- 5 BUFF
- 6 CYAN
- 7 MAGENTA
- 8 ORANGE

Table 2. Color selection menu.

Variable	Function
C	Color selection
K\$	Key hit
L	Print location
S	Screen type selection
X	Loop index
Y	Loop index

Table 3. Variables list.

### Program Listing. Color bar generator.

```
500 CLS: PRINT
510 PRINT " 1 - ONE HORIZONTAL BAR"
520 PRINT " 2 - THREE HORIZONTAL BARS"
530 PRINT " 3 - FIVE HORIZONTAL BARS"
540 PRINT " 4 - ONE VERTICLE BAR"
```

Listing continued

### The Key Box

Color Computer  
4K RAM  
Color Basic

```

550 PRINT " 5 - THREE VERTICLE BARS"
560 PRINT " 6 - FIVE VERTICLE BARS"
570 PRINT " 7 - CROSSHATCH"
580 PRINT " 8 - MULTIPLE COLORED BARS"
590 PRINT " 9 - PICTURE CENTERING"
600 PRINT "10 - END PROGRAM"
650 PRINT:INPUT"WHICH SELECTION (1-10)";S
660 IF S=1 THEN 1000
670 IF S=2 THEN 2000
680 IF S=3 THEN 3000
690 IF S=4 THEN 4000
700 IF S=5 THEN 5000
710 IF S=6 THEN 6000
720 IF S=7 THEN 7000
730 IF S=8 THEN 10000
740 IF S=9 THEN 11000
750 IF S=10 THEN CLS:END
780 CLS
790 PRINT "INVALID SELECTION. TRY AGAIN.": PRINT
800 SOUND 200,5
810 GOTO 510
1000 GOSUB 12000: CLS0
1020 FOR X=0 TO 63
1030 SET(X,15,C)
1050 NEXT X: GOTO 13000
2000 GOSUB 12000: CLS0
2010 CLS0
2020 FOR X=0 TO 63
2030 SET(X,8,C):SET(X,15,C):SET(X,22,C)
2090 NEXT X: GOTO 13000
3000 GOSUB 12000: CLS0
3020 FOR X=0 TO 63
3030 SET(X,1,C):SET(X,8,C):SET(X,15,C):SET(X,22,C):SET(X,29,C)
3130 NEXT X: GOTO 13000
4000 GOSUB 12000:CLS0
4010 FOR X=0 TO 31
4020 SET(31,X,C):SET(32,X,C)
4030 NEXT X:GOTO 13000
5000 GOSUB 12000:CLS0
5010 FOR X=0 TO 31
5020 SET(16,X,C):SET(17,X,C):SET(31,X,C):SET(32,X,C):SET(46,X,C)
:SET(47,X,C)
5030 NEXT X:GOTO 13000
6000 GOSUB 12000:CLS0
6010 FOR X=0 TO 31
6020 SET(1,X,C):SET(2,X,C):SET(16,X,C):SET(17,X,C):SET(31,X,C)
6030 SET(32,X,C):SET(46,X,C):SET(47,X,C):SET(61,X,C):SET(62,X,C)
6040 NEXT X:GOTO 13000
7000 GOSUB 12000:CLS0
7010 FOR X=0 TO 63
7020 SET(X,1,C):SET(X,8,C):SET(X,15,C):SET(X,22,C):SET(X,29,C)
7030 NEXT X
7040 FOR X=0 TO 31
7050 SET(1,X,C):SET(2,X,C):SET(16,X,C):SET(17,X,C):SET(31,X,C)
7060 SET(32,X,C):SET(46,X,C):SET(47,X,C):SET(61,X,C):SET(62,X,C)
7070 NEXT X:GOTO 13000
10000 CLS0
10010 C=127: L=-1
10020 FOR X=1 TO 8
10030 C=C+16
10040 FOR Y=1 TO 64
10050 L=L+1
10060 IF L<511 THEN PRINT@L,CHR$(C);
10070 NEXT Y
10080 NEXT X
10090 SET(62,30,8):SET(62,31,8):SET(63,30,8):SET(63,31,8)
10100 GOTO 13000
11000 GOSUB 12000: CLS(C): GOTO 13000
12000 CLS: PRINT
12010 PRINT TAB(10);"1 - GREEN"
12020 PRINT TAB(10);"2 - YELLOW"
12030 PRINT TAB(10);"3 - BLUE"
12040 PRINT TAB(10);"4 - RED"
12050 PRINT TAB(10);"5 - BUFF"
12060 PRINT TAB(10);"6 - CYAN"
12070 PRINT TAB(10);"7 - MAGENTA"
12080 PRINT TAB(10);"8 - ORANGE"
12090 PRINT: PRINT: PRINT
12095 INPUT " WHICH COLOR";C
12100 IF C<1 OR C>8 THEN CLS: PRINT " INVALID COLOR. TRY AGAI
N.": SOUND 200,5: PRINT: GOTO 12010
12120 RETURN
13000 K$=INKEY$
13010 IF K$="" THEN 13000
13020 GOTO 500

```

## Let the LETTER-WRITER 'WORK' for YOU



CREATE: forms, labels and form letters.

This machine code word processor can even ADD/SUBTRACT bookkeeping columns.

Change, delete, add, insert, move, copy (characters/lines/blocks) of text fast.

SELECT: margins, page length, number of copies, tabs, center lines / page, line spacing and LEGAL PAPER LINE NUMBERING.

MODEL I users get: Model III shift key controlled upper / lower case letters!!

EASIER TO USE than other systems. Only 8 keys control 96% of the LW features!!

TRY a LW for 3 MONTHS. If not satisfied return it. We will refund all but \$3.50 to cover postage / handling. IF YOU CAN NOT RETURN IT, DO NOT BUY IT.

C. A. of N. Y. rates his LW purchase as "one of the best buys I have made."

TAPE 16K Model I/III systems \$23.99

DISK 32K Model I/III systems \$37.99

WE PAY: tax / US postage on ALL orders.



Verbatim MD525 01 disks: 10 for \$25.95  
Microcassette C10 tape+box: 20 for \$13.95

Astro-Star Enterprises

24 HOUR

5905 Stone Hill Dr. Computer Phone  
Rocklin, CA 95677 (916) 624-3709

## UO-LISP

AN OPTIMIZING COMPILER  
AND ASSEMBLER  
AN EXCELLENT SYSTEM  
FOR A.I. ROBOTICS  
INTELLIGENCE SYSTEMS

FAST LOAD LIBRARIES:  
COMPILED CODE CAN BE STORED IN  
RELOCATABLE FILES.

INTERPRETER:  
OVER 125 FUNCTIONS IMPLEMENTED IN  
BASE INTERPRETER.

DOCUMENTATION:  
THE MANUAL IS OVER 100 PAGES. COVERING  
ALL ASPECTS OF THE SYSTEM. NUMEROUS  
EXAMPLES OF EACH FACILITY ARE INCLUDED.

SUPPORT SOFTWARE:  
LITTLE META-TRANSLATOR WRITING SYSTEM  
IS A LISP PROGRAM WHICH PERMITS YOU  
TO SPECIFY THE SYNTAX OF A PROGRAMMING  
LANGUAGE AND NOW IT IS TO BE INTERPRETED.

REQUIREMENTS:  
TR8-80 MODEL I OR MODEL II. 68K. DUAL DISKS  
ALSO AVAILABLE FOR CP/M.

ORDERING:  
SYSTEM MANUAL... \$20  
COMPLETE SYSTEM... \$90.  
LITTLE META-MANUAL ONLY... \$15.  
LITTLE META-TRANSLATOR... \$40.  
VISA and MASTERCARD  
PLEASE INCLUDE EXPIRATION DATE and CARD No.



FAR WEST SYSTEMS, SOFTWARE, INC.  
P.O. BOX 6882, PALO ALTO 94306  
(415) 941-0800

# Make Your Word(s) Count

by Charles Knight

---

**I**f you feel you could benefit from knowing the word count of a Scripsit file, try this valuable utility on your word processor.

---

While Scripsit is a great word processor, it lacks one feature: it doesn't provide a word count. Professional writers, and often students, need to know the approximate word count of an article. Sure, Scripsit counts all the characters in a document, including those within format and comment lines, but that total is useless if you need to know how many characters go to the printer.

Each word is always separated by one or two spaces, and may or may not contain punctuation. Two words can also be separated by only a carriage return or other text-boundary marker.

So, then, you can count the separations between the words instead of the words themselves, but you don't want to count consecutive word separators as more than one word. If words are set apart with a hyphen and two spaces instead of parentheses, the hyphen counts as one word. Dashed lines made up of periods, or other material entered with alternating spaces, are also counted as one word.

Scripsit allows format and comment lines, so words within these lines won't be counted. Since the greater-than sign (>) indicates both format and comment lines, should the program encounter that sign anywhere in the text, it skips to the next carriage return or boundary-marker before resuming the count. Block markers always contain this sign as part of their identification, so this program ignores all text between the greater-than sign and the concluding text boundary marker.

If you hyphenate your text, check the hyphenation blocks before running this

program if the words and characters in the block are to be counted. It is unnecessary to remove the hyphens themselves.

Header and footer blocks have their contents counted only once, even though they appear once on each page. They always have a format line within them, even if it is left blank.

## To Begin

To use the program, type COUNT. Then specify the name of the Scripsit file whose words are to be counted. You must have an extension on your Scripsit file. If you use /SCR, then you don't have to enter /extension when prompted for filespec. The program adds the extension /SCR for you.

The program echoes the filespec and begins scanning the file and counting the text characters and words. The count is continuously updated; when finished, it displays the final word count and number of characters in the file.

The source code for this program is written using the EDAS editor/assembler from Misosys of Alexandria, VA. This assembler is more versatile and easier to use than Radio Shack's EDTASM as modified by Apparat.

The most obvious difference lies in the fact that multiple bytes are defined on a single line, as shown by the graphics in the sign-on message. If nothing else, this program makes possible publishing programs that would otherwise be too long for the magazine whose editorial space is at a premium. The equivalent EDTASM listing is approxi-

mately 150 percent longer. However, by changing this and the length of a few labels, you can easily adapt this listing to EDTASM.

The COM and TITLE pseudo-ops at the program's beginning can be omitted since they write nonexecutable code segments into an object file. And the DB statement must be changed to DEFB or DEFM, as appropriate; each byte in a DEFB must be on a line by itself. Except for the fact that all labels must end with a colon, I can think of no other changes required to use the Radio Shack Disk Editor/Assembler by Microsoft. Anyone with editor/assembler experience can make these changes easily.

## The Program


Lines 200-430 define the external routines and values used by the code. All labels beginning with "@" are external to the program; EDTASM users should omit this sign in all labels. These routines are common to LDOS, TRSDOS, and NEWDOS80 V1 and most DOSes for the Model I as well. If you have a Model III, check your operating system manual to see that these routines are in the same place. Model III users have to use a DOS other than TRSDOS because of the calls to the print routine at X'4467'. LDOS and NEWDOS support this system vector on the Model III, but TRSDOS does not.

You can write your own routine to accomplish the same thing. If you want to write an Assembly-language program doing disk I/O, you will need to know these routines. These DOS-callable routines need memory to store their data;

### *The Key Box*

**Model I and III  
32K RAM  
Assembly Language  
EDAS or EDTASM**

# IF YOU'RE GOING TO BE PICKY ABOUT AN OPERATING SYSTEM SEE WHICH WAS PICKED BEST.



The readers of 80 Micro were asked to select their favorite operating system for the TRS-80 Model I&III. LDOS, DOSPLUS, TRSDOS, MULTIDOS, WOBOS I and NEWDOS/80 were all on the ballot. They picked NEWDOS/80.

The editors of 80 Micro have also awarded their Hall of Fame Awards. From among every software package on the market, the editors picked only six that they felt made a lasting and significant contribution to the TRS-80 computer.

NEWDOS/80 was one of the six.

Since we first introduced the NEWDOS operating system we've been stating its features, capabilities and advantages. Thank you 80 Micro readers and NEWDOS/80 users for supporting us.

#### Version 2.0 . . .

#### High Performance DOS

NEWDOS/80 Version 2.0 is our highest performance system yet. The versatility and sophistication of Version 2.0 includes features like:

- Double density support on the Model I

- Enhanced compatibility between Model I and III
  - Triples directory size
  - Dynamically merge in BASIC (also allows merging of non ASCII format files)
  - Selective variable clearing
  - Can display BASIC listings page by page
  - Automatic repeat function key
  - Routing for peripheral handling
  - Enhanced disassembler
  - Command chaining
  - Superzap to scan files
  - Fast sort function in BASIC
- Hard Disk Support Now Available**
- Support for Apparat's and Radio Shack's Model III hard disk (optional-available upon request for additional \$60)

These features make NEWDOS/80 one of the most powerful additions you can make to your system. And Apparat's commitment to support assures that you've purchased a superior product, both today and tomorrow. At just \$149.00 it could be the best investment you will make for your TRS-80.

For more information see your local computer store or contact Apparat, Inc., 4401 S. Tamarac Parkway, Denver, CO 80237, 303/741-1778.

TRS-80 and TRSDOS are registered trademarks of Tandy Corp., LDOS - Logical Systems, DOSPLUS - Micro Systems Software, MULTIDOS - Cosmopolitan Electronics, WOBOS I - Western Operations, NEWDOS/80 - Apparat.

 Apparat, Inc. ✓40

space is saved for this by the DS (DEFS) statements in lines 210-230. SECBUF is a buffer for loading a complete data sector: FCB is a file control block needed for any open file, and UREC is a buffer for each logical record that will be

each character of the file in turn. UREC is needed only when the logical record length is a number other than 256.

DCONV, the first routine, is a binary-to-ASCII conversion routine. It decodes a 2-byte value passed to it in the

HL register pair and displays the ASCII equivalent at the current cursor position. It does so by checking the value of each digit in a table (DECTBL) and counting the number of times this value is subtracted from the count before the

Program Listing. Word Count.

```

00100 ;*****
00110 ;*** Word Count - Copyright (C) 1982 by ***
00120 ;*** Charles P. Knight 2708 Roberts Cir. ***
00130 ;*** Arlington, Texas 76010 (817) 640-4452 ***
00140 ;*** Counts words in a SCRIPSIT file V2.1 ***
00150 ;*****
0000 00160 TITLE '<SCRIPSIT Word Counting Pgrm.>'
0000 00170 COM '<Copyright (C) 1982 by : >'
0000 00180 COM '<Charles P. Knight>'
5200 00190 ORG 5200H ;may be relocated
5200 C33B55 00200 START JP BEGIN ;vector to program
0100 00210 SECBUF DS 256 ;Disk I/O buffer
0020 00220 FCB DS 32 ;file control block
0001 00230 UREC DS 1 ;User record buffer
0017 00240 INBUF DS 23 ;enough for fs/ext.pw:d
4428 00250 @CLOSE EQU 4428H ;file close routine
4473 00260 @FEXT EQU 4473H ;add default extension
441C 00270 @FSPEC EQU 441CH ;move fspec to fcb
4436 00280 @READ EQU 4436H ;read logical record
4424 00290 @OPEN EQU 4424H ;file open routine
0033 00300 @DSP EQU 0033H ;ROM display routine
4467 00310 @DSPLY EQU 4467H ;DOS display routine
0040 00320 @KEYIN EQU 0040H ;ROM INPUT routine
4430 00330 @ABORT EQU 4430H ;error abort
4409 00340 @ERROR EQU 4409H ;print error message
533B 0000 00350 COUNT DW 0 ;storage for word count
533D 0000 00360 CCOUNT DW 0 ;storage for char count
007F 00370 MASK7 EQU 7FH ;mask bit seven 8D=0D!
000D 00380 CR EQU 13 ;carriage return
000A 00390 LF EQU 10 ;linefeed
0003 00400 ETX EQU 3 ;Terminator byte f/msgs
0020 00410 SPACE EQU ' ' ;ASCII space
533F 53 00420 EXT DB 'SCR' ;default extension
43 52
5342 08 00430 BACKSP DB 8,8,8,8,8,ETX ;Backspace over last cnt
08 08 08 08 03
5348 1027 00440 DECTBL DW 10000 ;Decimal conversion
534A E003 00450 DW 1000 ;table
534C 6400 00460 DW 100 ;one word for each
534E 0A00 00470 DW 10 ;possible
5350 0100 00480 DW 1 ;digit
5352 FD214053 00490 DCONV LD IY,DECTBL ;point to start of tbl
5356 AF 00500 DCONV1 XOR A ;zero A reg
5357 FD4601 00510 LD B,(IY+1) ;BC=Decimal digit
535A FD4E00 00520 LD C,(IY) ;being used
535D B7 00530 OR A ;Clear carry
535E ED42 00540 DCONV2 SBC HL,BC ;Subtract bc
5360 3803 00550 JR C,DCONV3 ;digit done?
5362 3C 00560 INC A ;No, increment count
5363 10F9 00570 JR DCONV2 ;& repeat
5365 09 00580 DCONV3 ADD HL,BC ;add it back
5366 C630 00590 ADD A,'0' ;make it into ascii
5368 CD3300 00600 CALL @DSP ;display it at cursor
536B 79 00610 LD A,C ;when C=1, we're through
536C FE01 00620 CP 1 ;so we'll go back
536E C8 00630 RET Z ;where we came from
536F FD23 00640 INC IY ;otherwise add 2 to IY
5371 FD23 00650 INC IY ;to nxt slot in dectbl
5373 18E1 00660 JR DCONV1 ;and do it again
5375 1C 00670 SIGNON DB 28,31 ;clear screen first
1F
5377 8C 00680 DB 140,140,140,140,140,140,140,140,140,140
8C 8C 8C 8C 8C 8C 8C 8C 8C
8C
5381 8C 00690 DB 140,140,140,140,140,140,140,140,140,140
8C 8C 8C 8C 8C 8C 8C 8C 8C
8C
538B 8C 00700 DB 140,140,140,140,140,140,140,140,140,140
8C 8C 8C 8C 8C 8C 8C 8C 8C
8C
5395 8C 00710 DB 140,140,140,140,140,140,140,140,140,140
8C 8C 8C 8C 8C 8C 8C 8C 8C
8C
539F 8C 00720 DB 140,140,140,140,140,140,140,140,140,140
8C 8C 8C 8C 8C 8C 8C 8C 8C
8C

```

Listing continued

result falls below zero. When this happens, the effect of the last subtract is reversed and the next digit is dealt with similarly. No value over 65535 is displayed because of the limitation imposed by a 16-bit byte pair, but this is no problem since Scripsit files cannot be larger than memory anyway.

The program code begins at line 1030. The sign-on message is displayed starting with the characters 28 and 31. They clear the screen like the statement, PRINT CHR\$(28);CHR\$(31); in Basic.

The routine @DSPLY is the DOS print routine. Text printed under this routine can contain any character except the delimiters 03 or 13. If 03 is the final byte, the cursor is positioned immediately after the last character printed; if 13 is the final character, the cursor is placed at the start of the next line. To call the routine, HL must point to the first character of the text, then CALL X'4467' and the message are printed beginning at the current cursor position.

#### The Input Statement

The display routine call described above displays the prompt message. A 03 terminator byte keeps the cursor on the same line and then a CALL is made

to the input routine in ROM at 0040H. To call this routine, load HL with a buffer to receive the characters, and load B with the number of characters to allow, plus one for the concluding carriage return. The routine @KEYIN returns whenever the enter or break key is pressed. If the break key is pressed, the carry flag is set, allowing the program to be aborted at that point, if desired. Register B, on exit, contains the actual number of characters input.

If you have a filespec, and want to open that file with a logical record length of one, first move it to a file control block to determine that it is a valid filespec. The call to @FSPEC does this under LDOS and NEWDOS80, and also performs any necessary lower- or uppercase conversion.

To call this routine, load DE with the address of the FCB and HL with the location for the input data. Since HL still points there from the last call, it isn't necessary to do it again. After this call, the FCB contains the filespec followed by a carriage return. The file can now be opened, but first add a default extension, if none was supplied, and print the resulting filespec on the screen.

The DOS routine @FEXT adds the default extension only if the user did not

supply an extension. Call this routine by loading HL with the address of the three-letter extension to be added. If fewer than three letters are to be added, they should be padded on the right with blanks. After adding the default extension, the @DSPLY routine is called twice: first pointing to the message "File = ", and next with HL pointing to the FCB where all characters of the filespec, up to the carriage return, are printed.

To open the file, first put the address of the 256-byte sector buffer (SECBUF) into the HL register pair. Next, load DE with the address of the FCB. Then, load the logical record length of the file into the B register—this is zero for 256-byte LRL—and you can call the @OPEN routine. The zero flag is set so that the statement in line 1260 causes an abort if the file can't be opened. Since, in the event of an error, the A register already contains the error code, all you have to do is abort to @ERROR at 4409H, and DOS displays the proper message for you.

Up until now the DOS author has done most of the work for you. You should also have seen sufficient reason to replace that bootleg copy of XXX-DOS with a legally purchased one. After all, the better they do in the finan-

## CONVERT YOUR SERIAL PRINTER TO PARALLEL CONVERT YOUR PARALLEL PRINTER TO SERIAL

The UPI serial printer interfaces allow an ASCII serial printer to be connected to the parallel printer port of the TRS-80 computers or any other computer which has a Centronics compatible parallel printer port.

Software compatibility problems which normally result when a serial printer is used are totally eliminated because, the computer "thinks" that a parallel printer has been connected. Special driver programs and changes to the operating system are not required with computers designed to work with a parallel printer.

The UPI interfaces are completely self contained and ready to use. A DB25 socket mates with the cable from your serial printer. The ribbon cable attaches to the parallel printer port of your computer. The UPI interfaces convert the output of your parallel printer port into serial data in both the RS232-C and 20 ma. loop formats. Switch selectable features include:

- Linefeed after Carriage Return
- Handshake polarity (RS232-C)
- Nulls after Carriage Return
- 7 or 8 Data Bits per word
- 1 or 2 Stop Bits per word
- Odd, Even, or, No Parity
- Baud rates 110 to 9600

UPI-3VB for TRS-80 I & III	\$149.95
UPI-2VB for TRS-80 II & 16	\$149.95
UPI-3VB-6 for TRS-80 I & III with 6 ft. cable	\$159.95
UPI-2VB-6 for TRS-80 II & 16 with 6 ft. cable	\$159.95
Models for most other computers available at	\$159.95

#### NEW SERIAL TO PARALLEL INTERFACES

The SPC SERIAL to PARALLEL interfaces convert serial ASCII data into parallel format for use with Centronics type parallel printers. A DB25 socket accepts serial data from your computer. The 36 contact ribbon connector plugs into your parallel printer. Can be used to add a second parallel printer port to computers which reliably support both serial and parallel printers.

Switch selectable options include the following:

- 7 or 8 Data Bits per serial word
- Odd or Even parity for serial word
- Parity or No parity for serial word
- 1 or 2 Stop Bits per serial word
- 300, 600, 1200, 2400, or 4800 BAUD

SPC-1 as described above \$89.95

SPC-CC with DIN plug and cable  
for the TRS-80 Color Computer \$69.95

All prices U.S. funds. VISA, MASTER CARD, COD, Purchase Orders accepted from schools, major corporations, and government agencies. Shipping and Handling on U.S. orders \$4.00. Ten day return period. Ninety day warranty.



**BINARY DEVICES**  
11560 TIMBERLAKE LANE  
NOBLESVILLE, IN 46060  
(317) 842-5020

→ 106

TRS-80 is a trademark of TANDY

```

53A9 8C      00730      DB      140,140,140,140,140,140,140,140,140,140
      8C 8C 8C 8C 8C 8C 8C 8C
      8C
53B3 8C      00740      DB      140,140,140,140
      8C 8C 8C
53B7 57      00750      DB      'WORD COUNTER - '
      4F 52 44 20 43 4F 55 4E
      54 45 52 20 2D 20
53C6 66      00760      DB      'for SCRIPSIT files (C) 1982 by Charles P. Knig
      6F 72 20 53 43 52 49 50
      53 49 54 20 66 69 6C 65
      73 20 28 43 29 20 31 39
      38 32 20 62 79 20 43 68
      61 72 6C 65 73 20 50 2E
      20 4B 6E 69 67 68 74 2E
53F7 83      00770      DB      131,131,131,131,131,131,131,131,131,131
      83 83 83 83 83 83 83
      83
5401 83      00780      DB      131,131,131,131,131,131,131,131,131,131
      83 83 83 83 83 83 83
      83
540B 83      00790      DB      131,131,131,131,131,131,131,131,131,131
      83 83 83 83 83 83 83
      83
5415 83      00800      DB      131,131,131,131,131,131,131,131,131,131
      83 83 83 83 83 83 83
      83
541F 83      00810      DB      131,131,131,131,131,131,131,131,131,131
      83 83 83 83 83 83 83
      83
5429 83      00820      DB      131,131,131,131,131,131,131,131,131,131
      83 83 83 83 83 83 83
      83
5433 83      00830      DB      131,131,131,131
      83 83 83
5437 0A      00840      DB      LF,CR
      0D
5439 0A      00850 MSG1   DB      LF,'Current word count : 00000',ETX
      43 75 72 72 65 6E 74 20
      77 6F 72 64 20 63 6F 75
      6E 74 20 3A 20 30 30 30
      30 30 03
5455 0A      00860 MSG2   DB      LF,'Final word count : ',ETX
      46 69 6E 61 6C 20 77 6F
      72 64 20 63 6F 75 6E 74
      20 3A 20 03
546A 0A      00870 MSG3   DB      LF,'Final text character count : ',ETX
      46 69 6E 61 6C 20 74 65
      78 74 20 63 68 61 72 61
      63 74 65 72 20 63 6F 75
      6E 74 20 3A 20 03
5489 45      00880 INMSG   DB      'Enter the filespec of the SCRIPSIT file whose
      6E 74 65 72 20 74 68 65
      20 66 69 6C 65 73 70 65
      63 20 6F 66 20 74 68 65
      20 53 43 52 49 50 53 49
      54 20 66 69 6C 65 20 77
      68 6F 73 65 20 77 6F 72
      64 0A
54BC 63      00890      DB      'count is to be determined /SCR assumed : ',ETX
      6F 75 6E 74 20 69 73 20
      74 6F 20 62 65 20 64 65
      74 65 72 6D 69 6E 65 64
      20 2F 53 43 52 20 61 73
      73 75 6D 65 64 20 3A 20
      03
54E6 46      00900 MSG4   DB      'File ---> ',ETX
      69 6C 65 20 2D 2D 2D 3E
      20 03
54F1 49      00910 ERR1   DB      'Illegal Filespec - try again.',CR
      6C 6C 65 67 61 6C 20 46
      69 6C 65 73 70 65 63 20
      2D 20 74 72 79 20 61 67
      61 69 6E 2E 0D
550F 0A      00920 ERR2   DB      LF,'Disk read error!',CR
      44 69 73 6B 20 72 65 61
      64 20 65 72 72 6F 72 21
      0D
5521 210F55 00930 READERR LD      HL,ERR2          ;point to error message
5524 F5      00940      PUSH      AF          ;save error code
5525 CD6744 00950      CALL     @DSPLY      ;print message
5528 110353 00960      LD       DE,FCB      ;set up to close file
552B CD2844 00970      CALL     @CLOSE      ;close it
552E F1      00980      POP      AF          ;recover error code
552F C30944 00990      JP       @ERROR      ;display msg & abort
5532 21F154 01000 FSERROR  LD      HL,ERR1      ;point to error message
5535 CD6744 01010      CALL     @DSPLY      ;display error msg
5538 C33044 01020      JP       @ABORT      ;abort
5539 01030 BEGIN:

```



cial department, the better off we'll be in the code department.

The next task is to display the word count message and enter the loop that individually reads each byte from the disk file and makes a decision regarding it.

To read a byte from an open file, load DE with the FCB and call the @READ routine. If the LRL is a number other than 256, you must tell @READ where to put the logical record. This value is UREC, and its address is passed to @READ in the B register. If no error occurs, the zero flag is set. If there is an error, you can test it and branch to an error-handling routine. In line 1330, you put the character from UREC into the A register and do some decision-making. (A in line 1340 sets the zero flag if the value in A is zero.) Since a Scripsit file always ends with a zero-byte, this is a way to test for the end of the file.

Other word processors, such as Lazy Writer, do not use this EOF mark of zero, so this program may not work properly with them. Also, since a Scripsit file not saved in ASCII has the high bit set on all nontext characters, you must either mask out that bit, or require the operator to save the file in ASCII. The latter is easy to circumvent. By

ANDing with 7FH, which is 01111111 in binary, the seventh bit is reset and the requirement that the file be in ASCII is gracefully avoided.

To see if you're in a format line, check for the greater-than character. If you are, call a routine, FLINE, to find the end of it without counting anything. Then see if the character is a space or anything that could be a control code, since these are separate words. If you find a space or control character, call the routine BUMPIT, which increments the word counter, and find the next byte that is not a space or control character. This keeps you from counting the five-space indent at the beginning of a paragraph as five words. The BUMPCHR routine counts each character outside a format line, thereby counting characters of actual text material.

Once the file is read, end the program. But first you want to display the final word and the final character count. The code in lines 1740-1830 does this. You should never exit a program without closing files. To close, load DE with the DCB and call @CLOSE.

There is a routine in all the popular DOSes called @CKEOF that is supposed to verify the end of the file and return the information in the flags.

Since this routine (444BH in LDOS) either varies in location or works differently among the various DOSes, I have opted for the less elegant method of checking for the EOF byte instead. Because of this, if you have a file that causes COUNT/CMD to either abort with an Input Past End error or to hang up the computer entirely, load the file back into Scripsit and save it again. Something has either happened to its EOF byte, or it wasn't a Scripsit file in the first place. This can also happen on a Scripsit file that was saved under one DOS and had its word count attempted under a different one. While you shouldn't mix DOSes or their data disks anyway, this sometimes cannot be avoided.

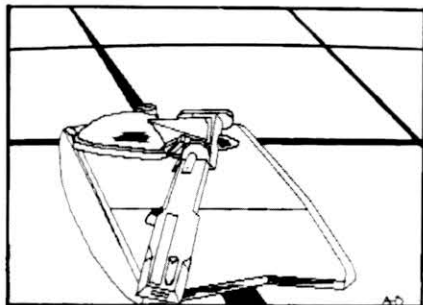
If you need a larger version of this program that not only counts words, but scrolls text across the screen, calculates average word length, and combines the counts from more than one file into a single total as well, send me \$15 and I'll send you both the source and object code on an LDOS data disk. ■

Contact Charles P. Knight at 2708 Roberts Circle, Arlington, TX 76010.

# Draw

Now for Mod III and 4

## The Grafyx Solution® for your Creativity




**Improved Grafyx.** DRAW is a powerful graphics and text editing package which allows your imagination to create a picture or design a graphics screen with Grafyx Solution. Micro-Labs' Grafyx Solution is a plug-in, clip on board which gives you 98,304 points in a 512 x 192 matrix. That's sixteen times as many points as a standard Model III!

**Ultimate Grafyx.** The DRAW program contains almost 10,000 instructions and is written in machine language for ultimate speed and flexibility. By moving

the cursor with the arrow keys and entering one letter commands, you can set, clear or complement points, lines, circles, or boxes. The size of the points that you are setting can be changed at any time. You can even reverse or shift the entire screen in any direction. Any section of the screen may be saved so it can be moved or copied elsewhere. Sections of the screen can also be filled in with patterns.

**Practical Grafyx.** DRAW is obviously a must for generating computer art or graphic designs, but is also a necessity for anyone, no matter what his



application. Businessmen and scientist can use DRAW to add text labels or other refinements to previously generated graphs. Once the picture is centered, labeled and refined, it can be saved on disk/tape or printed on any of 20 popular printers. All of this is done with single letter commands without ever leaving the DRAW program.

The Grafyx Solution package is shipped from stock and includes the board, 44 programs, and a 54 page manual all for \$299.95. The DRAW program, twelve hi-res pictures, and manual is \$39.95. Shipping is free on pre-paid or COD orders. (Tx. res. add 5% sales tax.)



**MICRO-LABS, INC.** 214-235-0915  
902 Pinecrest, Richardson, Texas 75080

```

553B 217553 01040 LD HL,SIGNON ;point to message
553E CD6744 01050 CALL @DSPLY ;display signon message
5541 218954 01060 LD HL,INMSG ;INPUT prompt
5544 CD6744 01070 CALL @DSPLY ;print it
5547 212453 01080 LD HL,INBUF ;input buffer
554A 0618 01090 LD B,24 ;max # chrs to INPUT
554C CD4000 01100 CALL @KEYIN ;get filespec
554F D8 01110 RET C ;terminate on break key
5550 110353 01120 LD DE,FCB ;hl at inbuf
5553 CD1C44 01130 CALL @FSPEC ;move it to fcb
5556 20DA 01140 JR NZ,FSERROR ;illegal filespec
5558 110353 01150 LD DE,FCB ;point to fcb
555B 213F53 01160 LD HL,EXT ;point to extension
555E CD7344 01170 CALL @FEXT ;add default extension
5561 21E654 01180 LD HL,MSG4 ;file --->
5564 CD6744 01190 CALL @DSPLY ;display it
5567 210353 01200 LD HL,FCB ;point to filespec
556A CD6744 01210 CALL @DSPLY ;display it
556D 210352 01220 LD HL,SECBUF ;sector buffer
5570 110353 01230 LD DE,FCB ;point to file control bk
5573 0601 01240 LD B,1 ;LRL = 1
5575 CD2444 01250 CALL @OPEN ;open the file
5578 C20944 01260 JP NZ,@ERROR ;abort if unsuccessful
557B 213954 01270 LD HL,MSG1 ;display word count
557E CD6744 01280 CALL @DSPLY ;message
5581 110353 01290 GETREC LD DE,FCB ;file control block
5584 212353 01300 LD HL,UREC ;buffer for character
5587 CD3644 01310 CALL @READ ;read first record
558A C22155 01320 JP NZ,READERR ;disk read error
558D 3A2353 01330 LD A,(UREC) ;put char in a
5590 A7 01340 AND A ;check for EOF mark
5591 2856 01350 JR Z,THROUGH ;exit if EOF
5593 E67F 01360 AND MASK7 ;Mask bit 7
5595 FE3E 01370 CP '>' ;is it a format line?
5597 280A 01380 JR Z,FLINE ;find next cr
5599 FE21 01390 CP SPACE+1 ;it it a space?
559B DCBA55 01400 CALL C,BUMPIT ;bump word cnt
559E CD0F56 01410 CALL BUMPCHR ;incr char count
55A1 18DE 01420 JR GETREC ;loop through file
55A3 110353 01430 FLINE LD DE,FCB ;point to fcb
55A6 212353 01440 LD HL,UREC ;point to buffer
55A9 CD3644 01450 CALL @READ ;read next record
55AC 3A2353 01460 LD A,(UREC) ;char in a
55AF A7 01470 AND A ;check for EOF
55B0 2837 01480 JR Z,THROUGH ;exit if so
55B2 E67F 01490 AND MASK7 ;mask bit seven
55B4 FE20 01500 CP SPACE ;is is less than space?
55B6 38C9 01510 JR C,GETREC ;return if it is
55B8 18E9 01520 JR FLINE ;keep looking
55BA F5 01530 BUMPIT PUSH AF ;hang on to chr & flags
55BB 214253 01540 LD HL,BACKSP ;print backspace
55BE CD6744 01550 CALL @DSPLY ;over old count
55C1 2A3B53 01560 LD HL,(COUNT) ;get word count
55C4 23 01570 INC HL ;bumpit
55C5 223B53 01580 LD (COUNT),HL ;& put it back
55C8 CD5253 01590 CALL DCONV ;print current word count
55CB CDD055 01600 CALL NONSPC ;find first non-space
55CE F1 01610 POP AF ;restore flags
55CF C9 01620 RET ;return
55D0 110353 01630 NONSPC LD DE,FCB ;file control block
55D3 212353 01640 LD HL,UREC ;record storage
55D6 CD3644 01650 CALL @READ ;read record
55D9 CD0F56 01660 CALL BUMPCHR ;increment character cnt
55DC 3A2353 01670 LD A,(UREC) ;put it in a
55DF A7 01680 AND A ;check for EOF
55E0 2807 01690 JR Z,THROUGH ;exit if so
55E2 E67F 01700 AND MASK7 ;mask bit 7
55E4 FE21 01710 CP SPACE+1 ;is it <= space?
55E6 28E8 01720 JR Z,NONSPC ;yep, bump rec #
55E8 C9 01730 RET ;go back
55E9 215554 01740 THROUGH LD HL,MSG2 ;final word count
55EC CD6744 01750 CALL @DSPLY ;display it
55EF 2A3B53 01760 LD HL,(COUNT) ;pick up word count
55F2 CD5253 01770 CALL DCONV ;display it
55F5 216A54 01780 LD HL,MSG3 ;final character cnt
55F8 CD6744 01790 CALL @DSPLY ;print it
55FB 2A3D53 01800 LD HL,(COUNT) ;character count
55FE CD5253 01810 CALL DCONV ;display it
5601 3E0D 01820 LD A,CR ;end with cr
5603 CD3300 01830 CALL @DSP ;print it
5606 110353 01840 LD DE,FCB ;set up to...
5609 CD2844 01850 CALL @CLOSE ;close the file
560C C32D40 01860 JP 402DH ;Back to DOS
560F 2A3D53 01870 BUMPCHR LD HL,(COUNT) ;get current # chars
5612 23 01880 INC HL ;add 1 to it
5613 223D53 01890 LD (COUNT),HL ;store it back
5616 C9 01900 RET ;back where we came from
5200 01910 END START

```



**My wonderful upgrade offer:  
If you bought my accounting software a while back,  
it's good news.  
If you didn't, it's a good reason to buy it now.**

You're probably growing. My software keeps growing too.

I've tinkered with it right along, improving it constantly. My accounting systems now work for CP/M, TRSDOS and MS/DOS (the IBM PC). It's a natural outgrowth of my support. Talk to a few thousand users on the phone, and you get a few new ideas.

Early on, I resolved that none of my customers would suffer if they bought a system before I improved it. So I've made this offer ever since I started over four years ago:

No matter when you bought, I'll upgrade any of my accounting systems to its latest capability on the same machine for \$25. If you've upgraded your machine, I'll give you a replacement system for either \$25 or the difference between what you paid for your software originally and the price of the new

software. If you've gone from a TRS-80 Model I to a Model II/16 or an IBM PC, say, you get a full credit for whatever you paid me for your Model I systems. Just send me your old disks and I'll send you the new ones.

It's this simple. If you ever buy any of my software, you'll never lose your investment.

I wish the whole world were that simple.

**Taranto**  
& ASSOCIATES, INC

✓ 70

**Model I, Model III and Model 4 systems:** Accounts Payable, Accounts Receivable, General Ledger, Inventory Control, Invoicing, Payroll.

**Model II, Model II/12/16, CP/M and IBM PC systems:** General Ledger, Accounts Payable/Purchase Order, Accounts Receivable (Open Item or Balance Forward), Payroll/Job Costing, Inventory Control.

Post Office Box 6216, 121 Paul Drive, San Rafael CA 94903. Outside California, toll free (800) 227-2868. In California, (415) 472-2670.

CP/M is a trademark of Digital Research Corporation. TRS-80 and TRSDOS are trademarks of Tandy Corporation. MS/DOS is a trademark of Microsoft Corporation.

# Using Unix-Xenix—Part I

by James Hawkes

---

**This is the first installment of a new series exploring the Unix-Xenix operating system that gives 16-bit micros mainframe capabilities.**

---

An enormous amount of Unix thunder currently exists in the microcomputer trade press, but only a sprinkling of microcomputer systems (including Radio Shack's Model 16) actually use this powerful multi-user, multi-tasking operating system. This is bound to change as micros become 16- and 32-bit machines and owners want the computational power and operating system of a mainframe. Anticipating that, I'll provide an overview of the Unix system from the perspective of a new user.

Unix, originally developed on minicomputers, is now found on mainframes and microcomputers. Because of the operating system's popularity, Unix clones are abundant: Idris, Coherent, and Unous to name a few. Microsoft calls its entry into the Unix look-alike market Xenix. Radio Shack distributes Xenix with its Model 16 under the name TRS-XENIX.

There is much to learn about the Unix operating system: over 100 utilities, a shell language, a sophisticated language called C, and the responsibilities required to maintain a multi-user environment. I'll cover each facet of the Unix system in upcoming articles, but first some pros and cons and a short history of Unix development.

## Unix Pros

The Unix operating system offers a great deal of software. Its development system contains in the neighborhood of 7 million bytes of code and costs approximately \$700. Not a bad deal even though an individual user is unlikely to

use all the features the system provides.

Software written with the Unix system is portable. If you write software, then you are painfully aware of the time required to convert programs for different hardware. This problem is especially troublesome if the software is written in Basic, since most manufacturers create a dialect unique to their machines.

For example, Quant Systems just finished converting a statistical package from TRSDOS Basic to Microsoft Basic 5.0 for CP/M. This process required approximately four months of tedious and unpleasant labor even though the Basics are very similar.

For programs written in C under the Unix operating system, moving the software to another hardware configuration required only a few days' work at most. I recently heard someone from a large software house say he moved a 10,000-line program without having to make a single change. That's portability.

Because it is written in C, a structured high-level language, you can customize it and tailor the operating system commands to suit your own needs. For example, if you think a command is too cryptic to remember, you can change it in a flash. If a command doesn't exist, you can create it with existing off-the-shelf utility programs. This is vaguely similar to creating do-files in TRSDOS but better because of piping, I/O independence, and a host of programs to glue together through what is called the C shell.

Unix is a multi-user, multi-tasking

operating system. Although many micro users enjoy the independence of having their own systems, there is still a strong need, especially in business, to share data. Many still regard the time-sharing environment as the most effective means to accomplish this goal, although networking is an increasingly attractive alternative.

Excellent word processing tools are available, including programs that check grammar and literary style, as well as the more mundane spelling checkers and automatic index generators. However, one of the most exciting aspects is its ability to direct your output to a line printer or typesetter. You can set type directly on many different typesetters without modifying the text for the peculiarities of the typesetter. And since the system is designed for people who write scientific articles, the word processing capabilities also permit the representation of complex equations.

## Unix Cons

Unix has gone through a number of different versions; each new version corrects perceived problems in the system. The difficulty in discussing the drawbacks of the system is that it has been commercially produced without any real standards. Thus, problems inherent in one commercial adaptation are not always problems in another.

Two of the most frequently heard complaints are the complexity of command statements and the unforgiving nature of the command interpreter. In the three operating systems I frequently use (TRSDOS, CP/M, RSTS/E), none of the command interpreters are especially forgiving if you incorrectly type in a command. As for the complexity problem, almost any system that provides enormous flexibility of operation is inherently complex to use.

Two other complaints are the lack of

system security and the lack of record and file locking. These are important considerations to potential business users. However, most commercial versions of Unix successfully address these problems.

Unix is also described as feature-laden. The package includes so much software that a potential purchaser might doubt the need for the entire package. At least one commercial vendor is unbundling the system and selling the writing tools or the Programmers Work Bench as separate entities.

Another legitimate complaint is the shortage of business software. The system, new in the business environment, will eventually receive serious attention from business software vendors.

### History of Unix


In 1969 one of Bell Labs' employees, Ken Thompson, tired of the operating system (more precisely, the lack of an operating system) he was using on the PDP-7 minicomputer. He created Unix to create a computing environment with which Bell could pursue its programming research.

At least one of Thompson's initial motives for creating Unix was the desire to implement a program to simulate movement in the solar system. Because the program required enormous amounts of time on the mainframe system, he decided to move the program to an infrequently used PDP-7. Because no programming environment existed on the PDP-7, he had to write and modify all his software on the mainframe, punch it out on paper tape, and load it into the PDP-7 for execution. If you have done any programming, you can imagine the frustration of such a climate. In his initial effort to develop tools, Thompson wrote an operating system, an assembler, and several utility programs for the minicomputer (there were no micros in 1969), and Unix was born.

Although micros had not yet arrived in 1969, the "micro spirit" was very much alive at Bell Labs. This spirit is more or less the desire to control our own computing destinies—to be free of the bureaucrat. Any user of a large system understands the frustration of not being able to use system resources when needed. It is ironic that Thompson's initial effort on a small single-user system grew into today's large multi-user Unix environment.

Thompson's colleague, Dennis Ritchie, took a language Thompson had developed, made significant modifications, and called it C. Ritchie then

## 15K MEMBERS AND GROWING



**American Software Club** has been selling software for the APPLE, ATARI, IBM, TRS-80 and CP/M Computers (DEC, Eagle, Vector 4, Northstar, Xerox 820, Superbrain, Heath/Zenith, NEC, Televideo, Altos, Columbia, Osborne, Sanyo) since 1981. Computerists don't just join ASC—they stay with us.

### Chalk it up to . . .

Having 600 products in stock and our "lowest price" guarantee.

### Chalk it up to . . .

Our free bi-monthly Compendium magazine which gives comprehensive product descriptions, club news, and services.

### Chalk it up to . . .

Our toll free technical support and order lines. ASC doesn't just sell software—we support it!

### Chalk it up to . . .

Speedy shipping. Because we know waiting can be frustrating, ASC has been shipping more than 60% of orders in under 6 hours.

But don't just take our word for it. Join now, and take advantage of our free one year membership offer. With absolutely no purchase obligation, you have nothing to lose and everything to gain.

Wondering if there are strings attached? The only one is in the cartoon . . .

**For a One-Year Trial Membership with no fee or obligation, fill out the coupon or call our Toll Free Number:**

**1-800-431-2061**

(CT Residents call 203-431-4966)

✓ 540

### **American Software Club, Inc.**

80 Topstone Road, Ridgefield, CT 06877

Please begin my free one-year trial membership as outlined above.

Name \_\_\_\_\_

Address \_\_\_\_\_

City/State/Zip \_\_\_\_\_

Outside the US: Please enclose \$15.00 (US) for a one year membership.

My computer is:

- APPLE
- ATARI
- IBM PC
- TRS-80  
(Mods 1, 2, 3, 4)
- CP/M (8" or 5 1/4")



**IEEE-488 TO TRS-80\* INTERFACE**  
 Everything needed to add powerful BASIC GPIB-488 controller capability to TRS-80 Model 1, 3 or 4, Level 2 or DOS with a minimum of 16K.

**488-80C**  
 For Model 3 or 4  
 Operation

**488-80B**  
 For Model 1  
 Operation

Model 488-80B or 488-80C Price: \$375  
 + shipping, insurance & tax

**WHEN ORDERING SPECIFY DISK OR TAPE**  
**SCIENTIFIC ENGINEERING  
 LABORATORIES**  
 11 Neil Drive • Old Bethpage, NY 11804  
 Telephone: (516) 694-3370 ✓203  
 \*Trademark of Tandy Corp.  
 There is no affiliation between Scientific  
 Engineering Laboratories and Tandy Corp. or  
 Radio Shack.

**OPTION  
 INVESTING**

**OPTIONS-80A \$170**  
**OPTIONS-80 \$125**

-----

**FULLY DOCUMENTED PROGRAMS,  
 READY TO HELP YOU MAXIMIZE  
 YOUR RETURN ON INVESTMENT.  
 CALLS, PUTS, SPREADS, COV  
 WRITING, INCL CORR & RISK.  
 THE 80A HAS BLACK-SCHOLES  
 FOR TRS-80 MODELS I, III, 4.**

----- ✓206

**FREE BROCHURE.**  
**OPTIONS-80, BOX 471-E**  
**CONCORD, MASS 01742**

**NODVILL  
 DIET  
 PROGRAM**

**\$69.95**

**"TAKE A BYTE"**  
 MAINTAIN, LOSE OR GAIN WEIGHT  
 With your TRS-80 Double Density Disk Model 1/III/4  
 and  
 The NODVILL DIET PROGRAM "Take a Byte"

you can quickly and accurately

- Calculate caloric and nutritive food intake
- Evaluate nutritive value of your diet
- Compare daily diet to individual RDA Chart
- Create personalized daily meals and menus
- Plan varied daily menus based on sound nutrition
- Save records of daily meals and menus for future planning
- Print nutrition charts, food, meal, menu and grocery lists

"Take a Byte" is a Modular BASIC Program

**MAIN Program Menu**

- (1) Recommended Daily Dietary Allowance (RDA) CHART
- (2) 733 Expandable Random Access FOOD LIST Data File
- (3) 28 Nutritional MEAL LIST Data File Examples
- (4) 7 Balanced DAILY MENU LIST Data File Examples
- (5) GROCERY LIST Program Module
- (6) 25 Page USER'S MANUAL including Charts and Tables

All Data Files can be EXPANDED and MODIFIED systematically and flexibly to reflect your personal diet, your choice of diet book, or your doctor's suggested diet.

For more information, Call (203) 431-6448

To Order: Mail a check or money order for \$69.95 to:

**NODVILL Software**  
 24 Nod Road  
 Ridgefield, Conn. 06877

TRS-80 is a trademark of the Tandy Corporation

✓54

rewrote the Unix operating system in C. Thus, Unix is one of the first operating systems written in a high-level language. The system then moved to the PDP-11.

The first Unix system Bell used required about five man-years of work. It included an assembler, Fortran, and various utilities. During the initial years people at Bell wrote generic programs to help write other programs (bootstrapping at the software level). In the ensuing years Unix grew into a software colossus. I speculate that the current version of Unix required hundreds of man-years of labor.

Since 1969 the Unix system has gone through continuing improvements. In 1978 Bell Labs released version 7 and in 1981 System III. In January 1983, they announced System V.

The commercialization of Unix has been a slow process. At the beginning of this decade commercial vendors took Unix out of the academic setting and transported the system to the many architectures designed—the Motorola 68000 for one.

### Xenix

Thank goodness the people at Radio Shack didn't develop their own multi-user operating system for the Model 16. Rumor has it that they tried. However, at some point they decided to let Microsoft implement Xenix on the Model 16. Everyone, including Radio Shack, will benefit from this decision.

The operating systems we now see on the Model II/12/16 pale in size and function. As previously mentioned, the Xenix development system contains around 7 million bytes of code, at least 70 times more than that on either TRSDOS or CP/M.

Xenix is Microsoft's adaptation of the Unix operating system. After Tandy "postponed" development of their multi-user system they contracted with Microsoft for a version for their Model 16. One of the problems that Microsoft and other commercial developers of Unix faced is the absence of several features—such as record and file locking, and the handling of flawed disk sectors—which are mandatory in commercial environments.

At about the same time Microsoft developed Xenix, they were also working on PC-DOS or its generic form MS-DOS. Microsoft continued development on MS-DOS and in its latest release (2.0) seems to have clearly moved in the direction of Unix/Xenix. There is even a shell language with pipes in the new MS-DOS. Microsoft's apparent intention is to make MS-DOS compatible

with the Xenix shell. This raises some interesting possibilities. Like the MS-DOS applications being very portable to Xenix and the Model 16 and vice versa. This means we should see better software in a more competitive environment, which is a boon to consumers.

### Hardware Environment

Thompson and Ritchie, Unix's authors, estimated in 1979 that Unix can run on hardware costing as little as \$40,000. Things change fast in the microcomputer field. Radio Shack now offers a three-user Xenix system for about \$12,000. In addition to a Model 16 or equivalent, the Radio Shack system requires a minimum of 256K of memory and a hard disk. Some of the applications programs require the addition of a second memory board. It would not be surprising to see some manufacturer offer a 16-user box for under \$10,000 in the near future.

It is true that Unix and Xenix require a substantial amount of computing horsepower, but better horses seem to be designed every year. For Unix-like ports, Motorola's MC68000 is by far the most frequent target CPU. In fact, many compare the 68000 to Digital Equipment's VAX series of super minicomputers. Recently, Intel (80286) and National Semi Conductor (16000) introduced processors that they claim surpass the 68000's capabilities. No matter the claims and counterclaims, current 16-bit CPUs are at least in a class of the mid- and late 1970s minicomputer CPUs, and thus the operating software designed for these systems appears to be a natural transition for state-of-the-art systems.

However, there is much more to a sophisticated architecture than the CPU. Coinciding with CPU development was a significant research effort in support devices, especially in the area of memory management, floating point processors, and input/output processors offering more and more computational power for less and less money. One of the not-so-obvious reasons for this price reduction is the nonproprietary marketing effort of the integrated circuit (microchip) manufacturers. Two intelligent, hard-working individuals with sufficient background can produce a complex system architecture in a fairly short period of time, especially if the individuals have access to a sophisticated computer-assisted design work station. ■

Contact James Hawkes at 25 Bainbridge Drive, Charleston, SC 29407.

# Three Good Reasons To Buy Software From Mumford Micro Systems:

- 1. Quality.** Mumford Micro has been selling software for the TRS-80 since 1978. Nobody survives in this competitive market for that long on poorly written software. Our best references are thousands of satisfied and repeat customers, but if you haven't spoken to one of them, our 10 day money-back guarantee might secure your confidence. Our rate of return? Less than one in 200.
- 2. Price.** Quality software at exorbitant prices is no bargain. Don't be misled by our low prices. Mumford Micro is known for true value in addition to high quality.
- 3. Service.** We are not distributors or "middle men." We are the original producers of every package we sell. If you have a problem with one of our programs, you can often call and talk to the author. On those occasions when a problem cannot be resolved on the phone, prompt technical help is available from a programmer who is intimately familiar with the program you purchased.

## INSTANT ASSEMBLER

The **Instant Assembler** is a powerful assembly language development system for the TRS-80. If you are already an assembly language programmer, its unique design will greatly increase your productivity. If you are just getting started, there is no better assembler to help you learn machine language programming. Some of its unique features are immediate assembly, which detects syntax errors as source is entered, and a compact source format that allows you to write programs nearly three times as large as other assemblers in the same amount of memory. It will assemble to disk, tape, or directly to memory for immediate debugging with the built-in debugger, and also produces relocatable code modules that can be saved on disk or tape and linked together in memory for large or modular assemblies. You can quickly switch from assembler to debugger without losing your source. The built-in debugger will step through your programs one instruction at a time, showing each disassembled instruction and its effect on the registers and memory. It will load or save both conventional source files and its own condensed source format.

The **Instant Assembler** package includes six separate programs. The assembler itself includes the editor and built-in debugger. The **Linking Loader** is included in several versions for different memory sizes. A stand-alone version of the debugger (**MicroMind**) is also included. **MicroMind** can be relocated in memory and has commands to single-step, set breakpoints, display or alter registers or memory, find bytes or words, disassemble to screen or printer, convert between hex and decimal numbers, and write **SYSTEM** tapes. The **Instant Assembler** comes with a comprehensive 65 page instruction manual with many examples.  
Specify Model I or Model III. **TAPE INTASM 2.1** ..... \$39.95 on tape  
Specify Model I or Model III. **DISK INTASM 2.1** ..... \$49.95 on disk

## TELCOM

Mumford Micro offers two telecommunications programs. **TELCOM I** has most of the features needed to communicate with bulletin boards, time share systems, or for file transfers between two disk-based micros over modems or direct wire. It is menu driven and extremely simple to use. Functions include transmit a disk file, receive a disk file, save received data on disk, examine and modify **UART** parameters, 8 programmable log-on messages, automatic checksum verification of accurate transmission and reception, and many more user conveniences. Supports line printers, lowercase characters, Xon/Xoff protocol, and programmable character keys.

**TELCOM II** is an expanded version of this program for the most demanding telecommunications applications. The terminal mode now has a help menu and a large printer spooler for high baud rates. From within the terminal mode you can load disk files into the memory buffer, type into the buffer, transmit the buffer, or view the buffer or data that has already scrolled off the screen. It has 10 different programmable messages that can each be sent with a single command for auto log-on or auto dialing, and 5 different character translation tables.

**TELCOM II** also includes an error correction file transfer mode which is compatible with the **LYNC** program available on CP/M systems and the **IBM PC**. **TELCOM II** will exchange disk files with any computer running this protocol (including another TRS-80 running **TELCOM II**), and will automatically detect and correct errors in transmission. Files can be sent to or fetched from an unattended computer. The extreme ease of use **TELCOM I** is known for has not been compromised. Reconfiguration of the programmable features is done internally from clear menus for fast, easy operation. Both versions of **TELCOM** come with complete instruction manuals, which are available separately for \$5 to help you decide which program is best suited to your needs.

Specify Model I or Model III. **TELCOM I** ..... \$39.95 on disk  
Specify Model I or Model III. **TELCOM II** ..... \$69.95 on disk

## MODEL I CLOCK MOD

The **SK-2** clock modification allows CPU speeds to be switched between normal, an increase of 50% or 100%, or a 50% reduction. Speeds may be changed with a toggle switch (not included) or on software command. It can be configured to return to normal speed any time a disk is active and has provisions for adding an LED to indicate when the computer is not at normal speed. It mounts inside the keyboard unit with only 4 necessary connections and is easily removed if the computer ever needs service. The **SK-2** has been field proven by 3 years of use, and comes fully assembled with socketed IC's and illustrated instructions.  
Model I only. **SK-2** ..... \$24.95

## DISK INDEX

**DISK INDEX** will assemble a master index of your entire program library by automatically reading the program names and free space from each disk. The index may then be alphabetized or searched for any disk, program, or extension. It will alphabetize 2400 programs in less than 50 seconds and will find any program out of 2400 in less than 3 seconds. Disks or programs may be added or deleted manually, and the whole index or any selected part may be printed on paper in several different formats. The index itself may also be stored on disk for future access and update. A 48K machine will hold up to 255 disks and over 2400 programs in each file, and you may build as many files as you need. There is no limit to the number of filenames it can read on any one disk. It will run on either a Model I or Model III and catalog disks for either machine regardless of which one is running it, though Model I owners must have double density to catalog Model III disks. It will automatically recognize any DOS and disk density. **DISK INDEX** works with any operating system written for the Model I or Model III except CP/M, and is extremely fast and easy to use.

Specify Model I or Model III. **DISK INDEX VERSION 3** ..... \$29.95 on disk

## INSIDE LEVEL II

### The Programmers Guide to the TRS-80 ROMS

**INSIDE LEVEL II** is a comprehensive reference guide to the Model I and Model III ROMs which allows the machine language or Basic programmer to easily utilize the sophisticated routines they contain. Concisely explains set-ups, calling sequences, and variable passage for number conversion, arithmetic operations, and mathematical functions, as well as keyboard, tape, and video routines. Part II presents an entirely new composite program structure which loads under the **SYSTEM** command and executes in both Basic and machine code with the speed and efficiency of a compiler. In addition, the 18 chapters include a large body of other information useful to the programmer. 80 Micro said "The book has no flaws, it is a perfect gem." Byte Magazine said "I recommend this book to serious machine language programmers."

Includes updates for Model III. **INSIDE LEVEL II** ..... \$15.95

## DEMON DEBUGGER

**DEMON** (for **DE**bugger and **MON**itor) is a sophisticated tool with which you can explore and debug machine language programs. It has two modes of operation. In the **STEP** mode, it "emulates" the operation of the Z-80 and allows you to step through any machine language program one instruction at a time, showing you the address, hexadecimal value, Zilog mnemonic, register contents, and step count for each instruction. The 19 different **STEP** mode commands include step, step to a branch, run in step mode at a variable rate, run for a specified number of steps, change flags or registers, execute a **CALL** or **RST**, set breakpoints in **RAM** or **ROM**, and break when a number in a defined range appears in any double register. The 26 commands in the **MONITOR** mode include hex arithmetic, hex to decimal conversion, block move, fill memory, find bytes, jump to address, disassemble to screen, printer, disk, or tape, load memory from disk or tape, write memory to disk or tape, full screen memory edit in hex or ASCII, and relocate other programs or itself. Screen displays may be routed to your line printer for hard copy. **DEMON** includes a comprehensive 40 page manual with many examples.

Specify Model I or Model III. **DEMON** ..... \$29.95 on tape or disk

## 8748 ASSEMBLER

Assemble programs for the complete Intel **MCS-48** family of microcontrollers including the 8741, 8742, 8748, and 8749 on your Model I, III, or IV. Assembles from a source file written on your text editor directly to an object file on disk. It supports the standard Intel mnemonics and features conditional assembly and listing, complete expression evaluation, ten significant characters for symbols, a complete range of pseudo-ops, and informative error messages. It comes with a comprehensive instruction manual which includes the instruction set for each component and sample listings for arithmetic and I/O subroutines. We also offer plans, schematic, and software to help you build your own inexpensive 8748 programmer. The 8748 is a readily available single chip computer that contains **RAM**, **EPROM**, clock oscillator, a counter/timer, and 27 I/O lines in a single 40 pin package. A complete computer controller can be built with this one chip, a crystal, three capacitors, and a five volt power supply.  
Specify Model I or Model III. **CASM48** ..... \$74.95 on disk  
Plans and software for an 8748 programmer ..... \$29.95 on disk

**MUMFORD  
MICRO  
SYSTEMS**

ORDERING: Add \$2.50 for postage and handling. California residents add 6% sales tax. Visa, Mastercard, and COD orders are accepted. If not completely satisfied, return your purchase within 10 days for a full refund. Be sure to specify Model I or Model III format.

Box 400-E, Summerland, California 93067 (805) 969-4557

Quality software since 1978

# Real-World Control—Part I

by David Engelhardt

**Y**our Model III can give Fido some real competition in keeping an eye on your house. First in a two-part series on real-world control.

A popular item in electronics stores today is the home controller—a device that lets you operate household apparatus from a central location. Model III owners already own the centerpiece of the system, the computer controller. With a real-time clock and the hardware described here, you can put your computer to work controlling a burglar alarm and sprinkler system, as well as your own real-world applications. It might just make old Fido obsolete.

This two-part article introduces a couple of ideas for a 16K Model III system that utilizes the real-world interface and real-time clock from the article "Real World, It's About Time" (*80 Micro*, March 1983, p. 342). If you have a different interface or clock, most of the information here still applies.

I include listings for each system with detailed explanations on their functions as certain parameters allow you to mod-

ify them if you require. Also included is a program called CMDTBL that lets you patch custom commands to the existing Basic command table.

This article, Part I, contains the schematic diagrams, parts list, instructions, and test program that enable you to build the hardware and test it. The application programs will appear next month in Part II.

The sprinkler and burglar alarm systems use input/output (I/O) ports to sample and control the real world via machine-language programs. I designed both systems around a constructed hardware board which I refer to as the port I/O board. I use an S-100 plug-in card as I designed the whole system around the S-100 plug-in card concept.

The S-100 card I use, made by Vector Electronics, plugs into a Wameco QMB-12 motherboard. Feel free to lay

the board out any way you like, especially if you build the circuit on something other than an S-100 card.

If you choose a different plug-in card, it is probably smaller in physical size. You can build the port I/O board using smaller cards but you must split up the total circuit. Using smaller cards does not present any problems as you can link them together using ribbon cables. You can easily adapt the required signals to your bus configuration as I label the signals in the circuit schematics.


## The Port I/O Board

Refer to Figs. 1, 2, and 3 for the schematics of the port I/O board. It is the heart of the system involving data I/O and control. The sprinkler and burglar alarm systems' machine-language programs control this board.

Interrupts and time control these two programs. This is where the real-time clock from the March article comes into play. It supplies the required time and interrupts needed for the two programs.

## Main Decoding Section

The first and most important function of a port board is to decode the desired ports when needed. Refer to Fig. 1 for the port board's main decoding sec-



### The Key Box

Model III  
16K RAM Cassette Basic  
32K RAM Disk Basic  
Assembly Language  
Editor/Assembler  
Hardware Project



tion. Integrated circuits U1, U4, and U5 perform the major part of this decoding function. Decoding is fairly simple and allows you the capability of many decoded outputs.

U1 is a 74154 integrated circuit with a primary function of decoding the needed ports. It causes any one of its 16 outputs to go to a logical low state in respect to its decoded input. Address lines A0 to A3, buffered and enabled through U2—a 74LS367 tri-state buffer—control U1's output.

Since the U1 uses four address lines as inputs, the combination of all four circuits gives a total of 16 different outputs or address ports—zero to 15. Remember when you select the desired port, the designated output line goes to a logical low state. Use the rest of the address lines to make the port selection unique, and to turn on the 74154 (U1) only when you select it.

Address lines A4 to A7 complete port decoding. The U4 circuit combines these address lines to eventually give only one output which enables U1. The enable inputs of U1 (E0 and E1) are active low inputs. At the selection of ports zero to 15 address lines A4 to A7 are logical low. Since A4 to A7 are all ORED together, the resulting output is low and turns on or enables U1.

Remember that you want the decoder to decode only when you select these ports. To ensure this, use control signals In and Out. Circuit U5a combines these two signals and the result combines with the output of U4d.

This combination turns on U2 via U4c and allows the address lines to U1's inputs. You may notice that data lines D0 to D5 go through a tri-state inverter buffer and you enable the buffer with an Out command. The data lines, in conjunction with an individual port address, activate specific devices.

Refer to Fig. 2. This schematic makes up the output control section of the port I/O board. The schematic may look complicated but much of it is repetitive. Notice at the bottom of the schematic there is the Out command that includes different port addresses.

Consider that section 1 of Fig. 2 consists of the Out command with port 1's signal. Section 2 consists of the Out command with port 2's signal and section 3 consists of the Out command with port 3's and port 4's signals. With this in mind, consider that the output section consists of three parts which are identical in operation.

Notice the data signals on the left side of the schematic. These data lines are

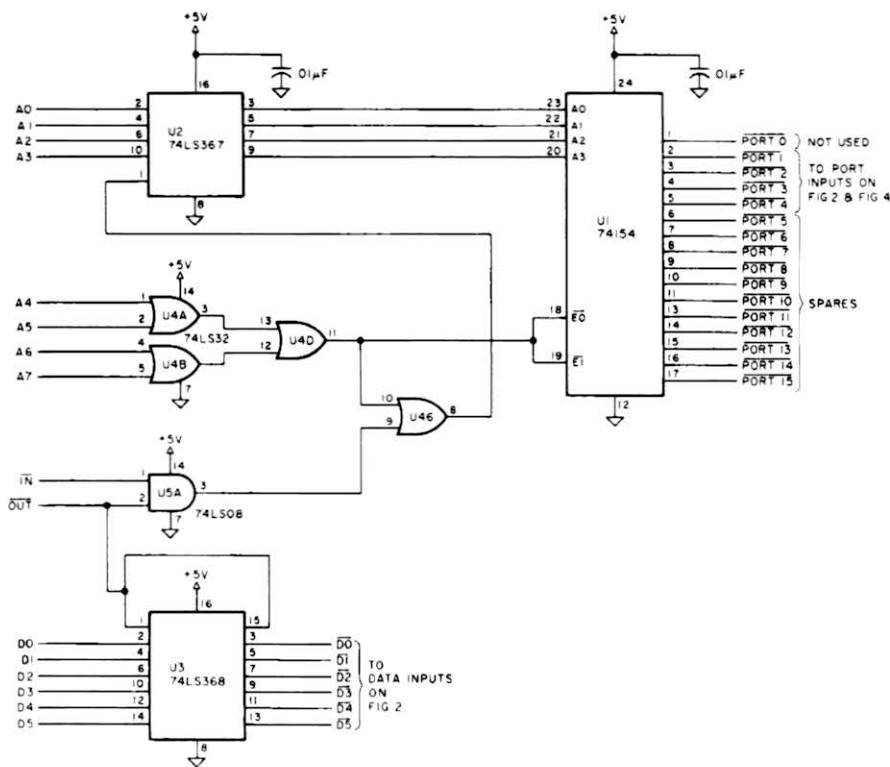


Figure 1. Port board decoding section.

common to all three sections. This board uses the data signals in conjunction with the Out command and the decoded port to control a maximum of 16 external devices.

If you use all eight data lines you can control up to eight devices with just one port signal. In the case of the port I/O board, ports 1 and 2 each have six controlled outputs while ports 3 and 4 have only two, due to space requirements. It works out that when considering component placement on the board, you can use six data lines only for ports 1 and 2. It is interesting to note that if each port uses all eight data lines for control, there is a possible combination of 1,024 different controllable ports (128 times 8).

Figure 5a is a close-up view for two control outputs. This view is a breakdown of chips U6 and U14 in Fig. 2. Notice that each set of chips consisting of a 74LS32 and a 74LS73 controls two outputs. As shown in Fig. 2, there are eight pairs consisting of one 74LS32 and one 74LS73 which provide 16 controllable outputs as shown.

The gates in Fig. 5a require synchronized reception of the appropriate signals to cause the flip-flop in U14 to switch. This flip-flop either turns on a transistor as shown or runs directly into another TTL/LS (transistor-transistor logic) device. This is up to you. I show

the outputs controlling relays via a transistor which eventually controls sprinkler system zones and burglar alarm devices.

The circuit operates as follows: When you execute an OUT 1,1 command, the required parameters consist of the port number and value sent via address and data lines. Address lines A0-A7 decode port 1 (see Fig. 1) and send the data value from the CPU through the designated data line or lines depending on the value. Remember from Fig. 1 the now inverted data lines operate in an active low state.

The appropriate port number (port 1) ties to gates U6a and U6c which are at an active low state. Soon after, data line D0 goes to a low state because you sent a value of 1 to this port. These two signals combine through U6a whose output combines with the Out signal via U6b. If all the signals are logically low at the same time, the output of U6b goes to an active low and triggers one of U14's flip-flops which turns on an external device.

U14 is a dual JK flip-flop triggered by a clock pulse input from an active falling edge signal. This means that each time the output of U6b goes to a low state, the flip-flop triggers its alternate state. For this to happen, you must tie the JK inputs together to a 5-volt supply. To shut off the device send out the

same OUT 1,1 command. All 16 controllable outputs operate by this method.

Notice the resistor (R1) and capacitor (C1) in Figs. 2 and 5a. These two components initiate a power-up time delay that allows time for all of the flip-flops to reset themselves. Resetting the flip-flops on start-up requires an active low signal. At the first supply of power C1 acts like a dead short for an instant.

At this instant, all of the flip-flops reset before C1 charges up through R1 to the 5-volt power supply level. I feel this is a required feature to prevent external devices, like an alarm siren, from activating when you turn on the power.

As I mentioned earlier, you can apply the outputs of the 74LS73 flip-flops to transistors or other TTL/LS devices. Figure 5a shows relays being controlled. I use a transistor to drive the relay because the 74LS73 doesn't have the power capability to do it alone. The relays I control also control the sprinkler system zone valves and the alarm devices for the burglar alarm system.

Figure 4 is the schematic of the system relays. Notice the six outputs labeled 1-6. These are the same outputs decoded from Fig. 2. The outputs shown in Fig. 4 (with relays) pertain to port 1, with activating bits of 1, 2, 4, 8, 16, and 32. So, to turn on sprinkler zone

3, the command in Basic is OUT 1, 4. Zone 6 is OUT 1, 32. An Out command of OUT 1, 63 activates all the relays.

The activate bit table in Fig. 4 gives you an idea of what data value you need to control the designated relay. (See Table 2 for the master bit table on all I/O control.) Use spare outputs depicted at the lower-left corner for future control points.

I bought my relays from a local electronics surplus store. Potter & Brumfield manufactured the relays (part numbers R10-E1-X2-V185 or R10-E1-E2-V185). They are double-pole, double-throw (DPDT) relays. Basically, for the sprinkler system, any DPDT relay with a contact rating of at least 1 amp sufficiently covers all types of sprinkler valves.

Depending on the alarm devices you use for the burglar alarm system, rate the relay contacts for at least 2 amps. Radio Shack sells a relay that works for all the above applications and is approximately the same physical size as those I use (Radio Shack part number 275-206). These relays should carry a 12-volt rating.

Notice the diodes across each coil of the relays. The diodes eliminate most of the noise generated by the deenergized relay coil. Relay coils can generate volt-

age spikes of thousands of volts. Voltage spikes can cause major damage when induced into electronic circuits, so I highly recommend that you install diodes. Make sure you install them with reverse-biased polarity as shown in Fig. 4.

I use DPDT-rated relays for a specific purpose. To do a control to a certain relay, I need to verify whether it is on or off. I use the extra set of contacts to indicate the condition of the relay. I wire-ground one side of the relay contacts and run the other side to an input point on the port I/O input section.

Notice the close-up view of the extra set of contacts in the lower-right corner of Fig. 4. I show the extra contacts only on relay 6 but it is the same for all the relays. I will discuss more on the extra set of contacts in the input section.

### Port I/O Input Section

To see what the real world is doing, you must be able to sample inputs somehow. The port I/O input section fulfills this requirement and Fig. 3 depicts this section. Since I use four ports to control the real world, I also use four ports to sample it. Sample through 74LS367 tri-state buffers that you turn on with the combination of the port value and INP (input) command.

Each port samples up to eight differ-

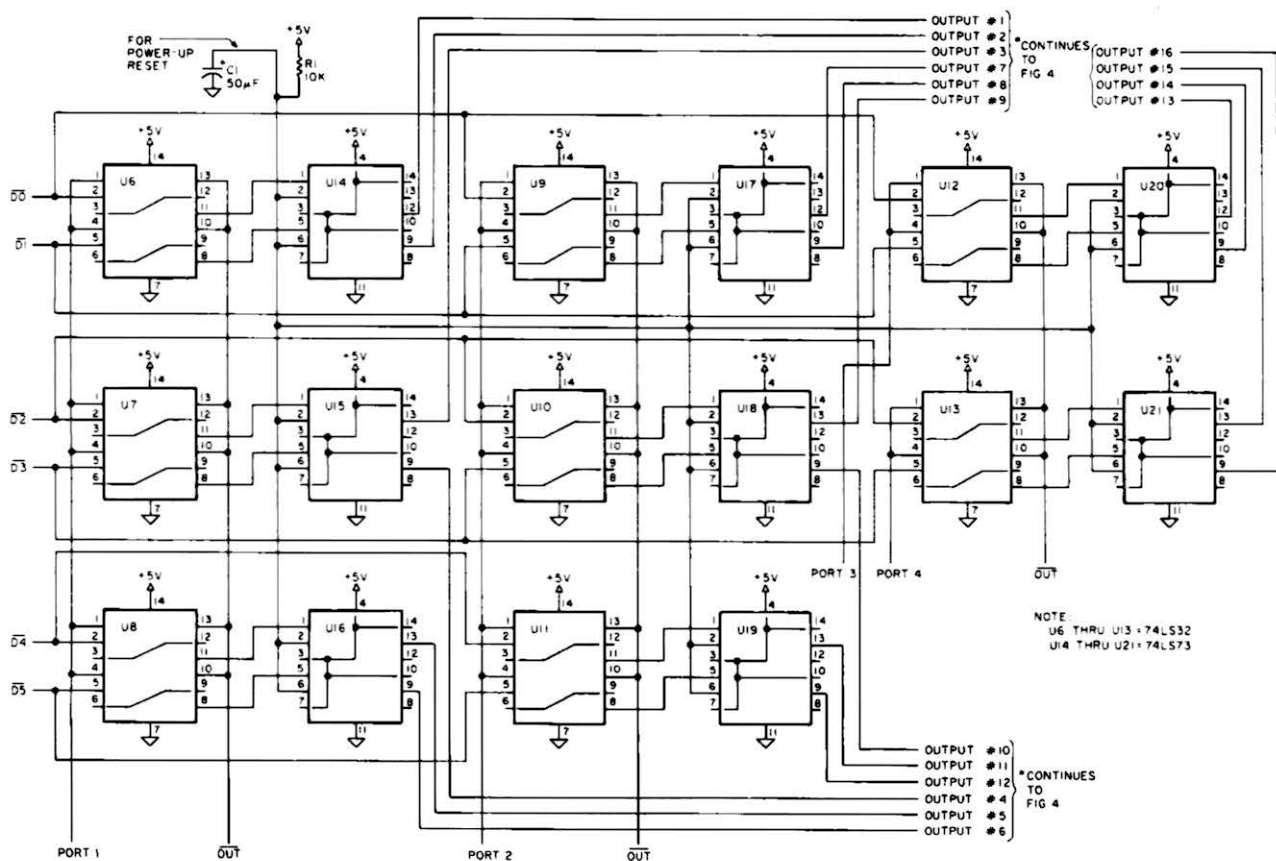


Figure 2. Port board output control section.

# Now First For Any Dos . . .

**EBASIC** ..... Extended Basic for the Model I and Model III. Adds graphics, sound and line-labeling to Basic. Works with DOS PLUS 3.5, LDOS, NEWDOS80, TRSDOS, and MULTIDOS. .... **\$49.95**

Assembly language programming has reached a new era.  
Unlimited nesting of conditional assembly.  
Unlimited nesting of INCLUDING files.  
Absolutely will not accept a bad OPCODE.  
Positively the fastest full featured assembler.

## ZEUS

Editor Assembler  
INTRODUCTORY  
Price **\$79.95**

- Built in hex and decimal calculator.
- Partition EDTASM format source text on load.
- Automatic syntax check on line entry.
- Forward and reverse scrolling.
- Conditional assembly.
- Include source text from disk file.
- Over 34,000 bytes for source text.
- Creates object code for 794 instructions
- Creates object code 2½ to 3½ times faster.

### *Other Products Available From C.E.C.*

**MULTIDOS** ..... Version 1.6 for either the Model I or the Model III ..... **\$99.95**

**Z'DOS** ..... Version 1.0 for either the Model I or the Model III ..... **\$39.95**

**BOSS/RENUM90** ..... Machine language Basic program debugging/renumbering utility.  
BOSS/RENUM90 (tape) ..... **\$24.95**  
or BOSS only (disk) ..... **\$15.95**

#### **COSMOPOLITAN ELECTRONICS CORPORATION**

5700 Plymouth Road • Ann Arbor, MI 48105

Technical Line MI orders (313) 668-6660

Toll Free orders 800-392-3785

Add \$3.00 shipping & handling.  
Foreign orders add \$15.00.  
Michigan residents add  
4% sales tax. COD add \$1.50.  
Personal checks take two weeks  
to clear. VISA & Mastercard  
accepted.

# NEWBASIC 2.0

## Adds over 40 commands to Model I/III disk BASIC.

- Customize NEWBASIC—include only those commands you need.
- Over a dozen easy-to-use and powerful graphics commands (eg, DRAW, LINE, CIRCLE, PAINT).
- Produce sound for music & effects.
- Pre-defined and definable keys.
- Disk-based spooler/despooler.
- Execute strings, label lines, 2-byte PEEK/POKE, restore to any DATA line, block memory move, set hi-mem, and much, much more.
- 70 page manual & summary card.
- Only \$39.95! (+ \$2.50 shipping)

Check, money order, VISA, M/C, and C.O.D. (+ \$2) accepted. CA residents add 6% tax. Foreign orders (exc. Canada), \$5 shipping. US funds only. Both Model I & III versions on same disk. Requires 48K & 2 disk drives. (Not copy protected—personal backups OK.) Works with most major DOS's.



Modular Software Associates

209 18th Street  
Huntington Beach, CA 92648

Credit card & C.O.D. orders accepted 24-hrs (manned 8-5, M-F): (714) 960-6668.

Dealer inquiries invited.

✓58



## HEAR PAC-MAN! WRITE MUSIC! ETC.

# \$19.95

### FOR YOUR MODEL I, III OR 4 ECONOMICAL!

Our kit enables the amplifier and speaker in your CTR-41, CTR-80, or CCR-81 recorder to provide sound generated by your TRS-80\*. Nothing else to buy. Does not eliminate any other function. (Modified CTR-80 will not accept batteries.)

### ANYONE CAN INSTALL IT!

No trace-cutting. Detailed instructions permit easy installation within one hour. CTR-80 kit requires only a screwdriver to assemble. CTR-41 and CCR-81 kits require drilling one hole. Some CTR-41's may require removal of excess solder at one mounting point.

### NO CLUTTER!

Installed components are enclosed within and are integral with the recorder case.

### ONLY \$19.95 POSTPAID!

Virginia residents add 4% sales tax. Be sure to specify recorder model CTR-41, CTR-80, or CCR-81 and send check or money order to:

### THE LOWERRE COMPANY, INC.

P.O. Box 2183  
Manassas, Virginia 22110

\* TRS-80 is a trademark of Tandy Corp

✓477

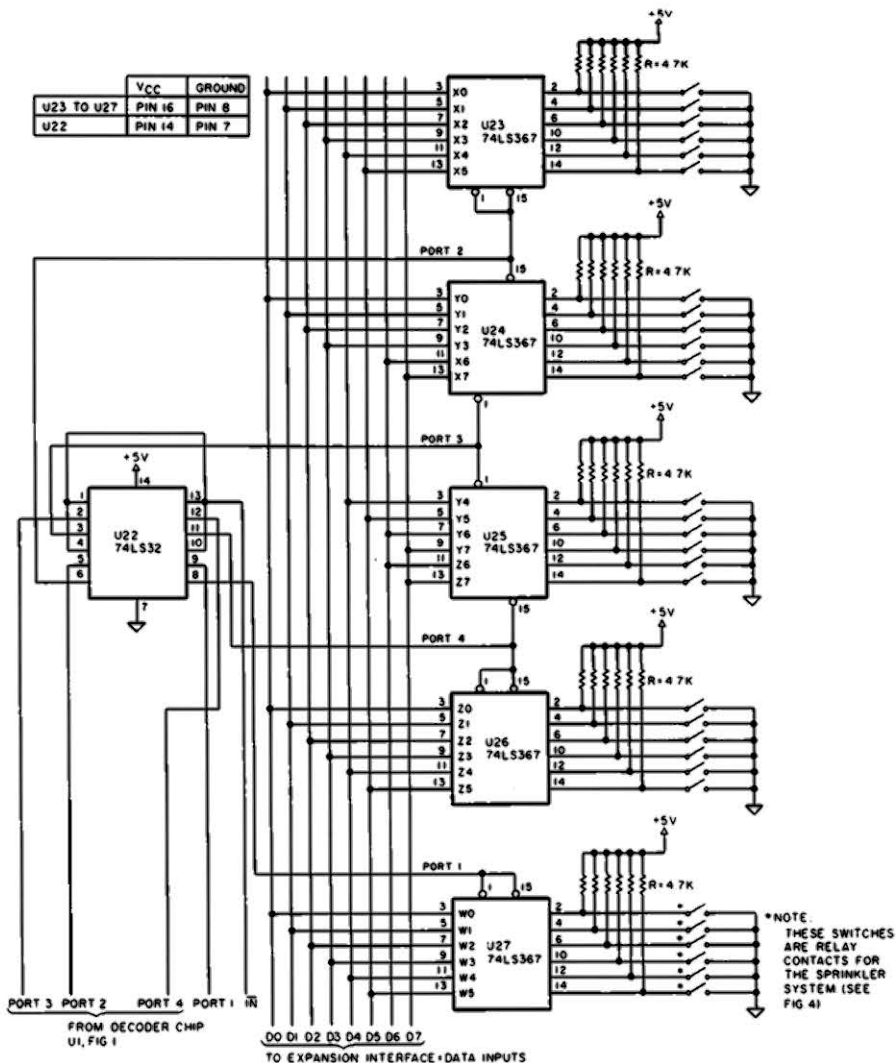


Figure 3. Port board decoded input section.

ent points with the INP command. Each 74LS367 tri-state buffer inputs six points each and splits these up between four and two input enable lines. Pin 1 enables the four-input group and pin 15 the two-input group. With a combination of 6 plus 2 and 4 plus 4, you can obtain eight inputs for each port using two chips.

Port 1 samples the sprinkler system and burglar alarm system relays. Since I currently use only six relays, I need only one tri-state buffer to obtain these external readings. Figure 3 shows this at bottom right.

The circuit works as follows: The two signals that read the ports consist of the INP command signal and the decoded port signal. Refer to Fig. 5b for a close-up view of one section of U22 in Fig. 3. The tri-state buffer requires an active low on either pin 1 or pin 15 to activate the appropriate inputs. At the coincidence of the INP and port signal, the tri-state turns on and the data line corre-

sponding to that particular input reads either a logical high or logical low.

Notice in Fig. 3 that I tie together all data lines to the computer. Since the 74LS367s are tri-state buffers, the computer only reads the activated port as all other ports are deactivated and in a high impedance state. Also notice that I label each port's input to a data line X, Y, or Z. This labeling keeps track of the inputs mixed up due to the two and six combinations.

The resistors on the tri-state gates are pull-up resistors. If you do not ground the inputs, the computer senses a logical high. In normal operation with everything off, a value of 255 (decimal) returns with an INP command.

When you close a relay or switch to ground, that data line is low and the INP value is smaller than 255. The best way to see which data line or lines you want to ground is to perform a PRINT 255 - INP(X), where X is the port number. The printed value shows exactly

ACTIVATE BIT TABLE (PORT 1)

BIT VALUE	1	2	4	8	16	32
RELAY #	1	2	3	4	5	6

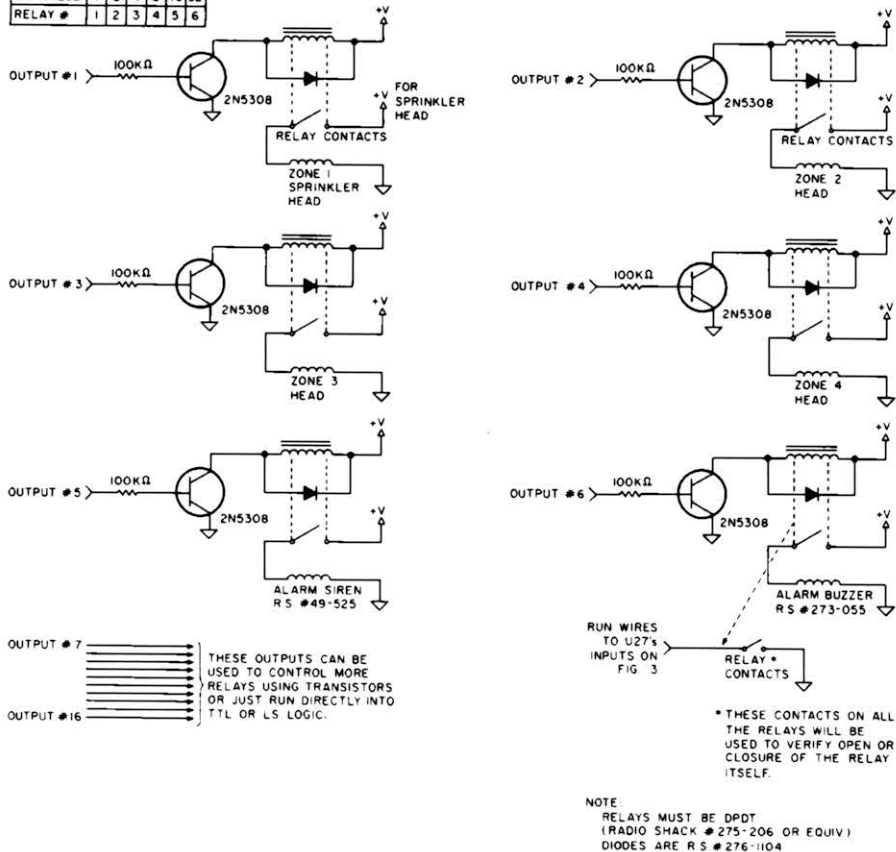


Figure 4. Sprinkler head and miscellaneous control circuitry.

what corresponding data line or lines are at ground potential.

The extra relay contacts run to U27's inputs (Fig. 3) and read the relay status of the sprinkler and burglar alarm systems. Input ports 2 and 3 sample points for the burglar alarm system. Port 4 is for future applications. I don't use port zero because the Alpha Joystick uses this port.

Here I split the functions of a port. Even though I use ports 2 and 3 for burglar alarm inputs, I can still use the out-

puts for something other than a burglar alarm system. Remember the eight possible controllable outputs assigned to each port. You can use these outputs to control a train set, or whatever, as long as there is no requirement for relay status sampling.

**Port I/O Construction**

Since all of the integrated circuits are either TTL or LS, don't worry about static charges as you do with CMOS chips. Refer to Fig. 6 for board layout

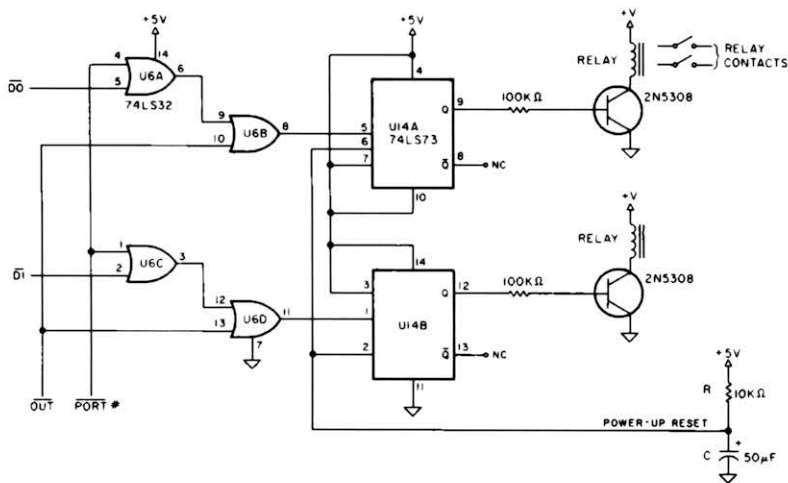


Figure 5a. Partial breakdown of output section.

MICROCOMPUTER PRINTOUT BASKET



- Use on any table
- Sturdy steel construction
- Beige epoxy finish
- Special power cord & signal cable retainer
- 12 inch \$22.50 18 inch \$24.50 plus \$3.00 shipping and handling

BOOT ERROR DC

PLUG YOUR MOD II DISC EXPANSION UNIT INTO THE SeeBee UNIT AND FORGET ABOUT THE BOOT ERROR DC MESSAGE

"In my opinion, all users of older Model II's should get a SeeBee as cheap insurance against the dreaded Boot Error"

R.H. Young, Editor/Publisher, TwoSixteen - Jan/Feb 1983

"SeeBee performs as represented. It's a better mouse-trap..."

C.R. Perelman, Product Review, 80 Micro - July 1983

- Totally software transparent
- Run your disk expansion unit only when needed
- Eliminate ruined system diskettes
- Compact 2 in x 3 in size
- Simple plug in installation
- Money back guarantee - 90 day warranty
- \$64.50 plus \$3.00 shipping and handling
- Indiana residents - add 5% sales tax

PLEASE SPECIFY IF YOU ALSO HAVE A HARD DISK

SYSTEMS ENHANCEMENT ENGINEERING, INC.

P.O. BOX 40215  
INDIANAPOLIS, IN 46240  
317-844-8817



¡¡ Viva el Scripsit español!!

Vive la différence!

Turn your TRS-80\* into a bilingual word processor! English/Spanish or English/French with our hard/soft kit.

Use your Scripsit\* or Super-Scripsit\* program in Spanish or French:

- Full foreign keyboard
- All accented characters on screen and printer
- All program/user interaction in Spanish or French

Our bilingual hardware kit maintains full compatibility with all existing software. Comes with complete instructions. Software adds on to your regular program.

Models II, 12, 16..... \$350.00

Models III, 4 ..... \$250.00



SOCATRA Inc.  
4255 avenue de Courtrai  
Montréal, Québec  
Canada H3S 1B8  
(514) 735-7079

\*Trademarks of Radio-Shack  
A division of Tandy Corp.

104

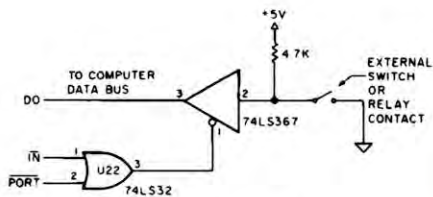


Figure 5b. Partial breakdown of input section.

and component placement. Be sure to use sockets for all integrated circuits and transistors. For hookup wire, I use wire-wrap from Radio Shack. This wire comes in various colors and is easy to work with if you use a wire stripper.

I recommend colored wire-wrap because if a problem arises with the circuitry, it is easier to troubleshoot and locate problems. It also makes construction easier. I use the blue for address lines, yellow for data lines, green for control signals, and red for power.

In regard to all of the control signals, I use the standard S-100 bus designations as my guideline. You can obtain this list from various manufacturers of S-100 products or with the purchase of the Wameco QMB-12 motherboard. If you use something other than the S-100 design, the placement of these signals is at your discretion. If you use smaller boards to construct the port I/O board, use the 16-pin DIP (dual in-line package) Jumper (Radio Shack part number 276-1976) to link the boards together.

I mounted all of the pull-up resistors (30 of them) for the port data inputs on the port I/O board. You can mount them as I did or mount them in 14- or 16-pin component carriers which look like IC sockets with no top. It is easier to mount them on the board next to the power supply. This makes it so the




Photo 1. Relay box.

external device has only to supply a ground.

When you complete the construction, check your circuits carefully for wiring errors, opens, and shorts before you apply power to the board. If you decide to mount the 5-volt regulator on the card as I did, be sure to measure the voltage before you plug in the integrated circuits. This is a good rule to follow at all times.

If the voltage is less than 4.9 volts, add a 75 microfarad ( $\mu\text{F}$ ) electrolytic capacitor on the regulator's input lead. This boosts regulation to approximately 5 volts. Be sure to install .01  $\mu\text{F}$  capacitors between the power and ground pins of each integrated circuit as a filter.

Sometimes when ICs switch at high speeds, they generate noise that the .01  $\mu\text{F}$  capacitors help filter out.

### Relay Box

Now that you've finished the port I/O board you must interface the relays to the port board. The cable exits the top center of the port board (labeled RC #1 in Fig. 6) and connects to the relay box as shown in Photo 1. This 14-wire ribbon cable supplies control for 12 relays, 12 volts, and ground to the relay box. I obtain the 12 volts I need for relay supply from the bus via one of the S-100 card edge connectors.

I use a 14-pin socket in the relay box as shown into which I plug the ribbon cable. Take the 12-volt line and make a common connection to one side of the relay coils for all the relays. Run each of the relay control signals from the ribbon cable to the other side of each relay coil. When you turn on the transistor, it supplies the ground needed to actuate the relay. Remember to put the noise-suppression diodes across the relay coils.

The relay contacts that I use for sprinkler control run out via two pins within the connector shown. This provides complete electrical isolation from the external hardware, especially the sprinkler system valves which operate at approximately 28 volts ac.

If you use the 12-volt supply internal to the relay box for an alarm or buzzer, you need only one output pin instead of two. For heavy current devices, I use large connectors mounted on the back

NOTE:  
U6 TO U13 - 74LS32  
U14 TO U21 - 74LS73  
U23 TO U26 - 74LS367  
Q1 TO Q16 - 2N5308

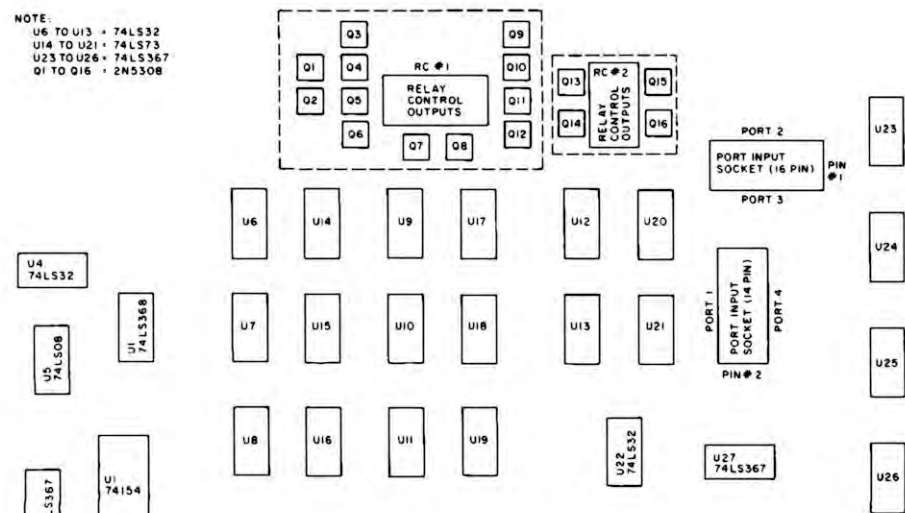
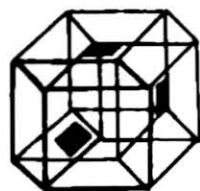


Figure 6. Port I/O layout.



After 2 years of extensive research and development  
 XYZT Computer Dimensions, Inc is proud to announce ...

# NICE™

the NEW INTERACTIVE COMPUTING ENVIRONMENT

**NICE** is nothing less than a comprehensive integration of all computing facilities – including DOS, numerous utilities, application programs, even games combined with menus, database, screens, libraries, reports – an interactive environment friendly to the first time user and the sophisticated systems intergrater alike. If you know what a turbo-charger can do for an auto engine, that is what **NICE** does for a computer. Clearly, it is the most exciting news to come along in software for the microcomputer

**DO YOU KNOW HOW TO BOOT YOUR SYSTEM?  
 THEN YOU KNOW HOW TO TURN YOUR COMPUTER  
 INTO THE MOST POWERFUL USER FRIENDLY BUSINESS MACHINE!!**

**NICE** makes development and using software – EASY. Based on a new concept this state-of-the-art software gives you the interactive power until now found only on mainframes, but at micro prices. Put a powerful menu-driven command structure at your fingertips! Run word-processors, spell-checkers, spread-sheet programs, utilities, application programs without remembering command sequence or constantly checking the manuals. Everything you need is on the screen. Create your own applications and add them to the system – use menus, relational files, customized screens, special forms. In a matter of hours, you zip through the programming projects you usually expected to take months. All thanks to a modular, consistently designed system.

**IS YOUR WORDPROCESSOR WORKING?  
 THEN THOSE SCREENS OUGHT TO BE IN YOUR SYSTEM !**

Using a computer should not be difficult – no more complicated than driving a car. With **NICE** you are no longer required to know all of the intricate internal operations of the computer. Creation of all types of screens, menus, inquires and reports or customized forms is as simple as writing a letter – type it on your word-processor, save it to disk, and it is ready for use. You don't have to be a programmer – just a computer user.

It's **NICE** for you!

**NICE system consists of:**

- Interactive Control & Programming Language (ICPL) ..... \$150.
- Menu and Screen management facilities (MSF) ..... \$75.
- Database facility (DBF) ..... \$75.
- Forms and Report Writer (FRW) ..... \$75.
- Library Support Option (LSO) ..... \$75.
- Minimal NICE configuration — ICPL+MSF+LSO.

Minimal hardware requirements — 2 disk TRS-80® mod I/III. System is compatible with NEWDOS/80®-LDOS®-DOSPLUS®-MULTIDOS® floppy or hard disk.



Check, M.O., C.O.D., VISA,  
 MC plus \$4.00 s/h.  
 Foreign orders — extra \$10.00

**XYZT Computer Dimensions, Inc.** ✓158  
 2 Penn Plaza, Suite 1500  
 New York, N.Y. 10121  
 (212) 244-3100

Order by Mail or Check Your Local Dealer



**DEALER INQUIRIES WELCOME!**



```

10 REM **** BASIC LISTING NUMBER 1 ****
20 REM **** PORT ACTIVATE AND STATUS READ SECTION ****
30 REM
40 CLS
50 OUT236,16 ' **** TURN ON INTERNAL BUS ****
60 INPUT"ENTER PORT NUMBER = ";P
70 INPUT"ENTER ACTIVATE BIT VALUE = ";AB
80 OUT P,AB
90 FOR I=1TO10:NEXT ' **** RELAY CONTACT TIME DELAY ****
100 PV= 255-INP(P)
110 PRINT"PORT VALUE READ BACK IS ";PV
120 GOTO 60
130 REM
140 REM **** PORT INPUT TEST SECTION ****
150 REM
160 CLS
170 OUT236,16 ' **** TURN ON INTERNAL BUS ****
180 INPUT"ENTER PORT NUMBER TO SCAN UNTIL BREAK KEY IS HIT";P
190 PRINT 255-INP(P);
200 GOTO 190
210 END

```

Program Listing. Port test program.

of the relay box instead of the small connector pins. This way you can interface the relay box for external control.

I use the ground signal that runs to the relay box to sense the relay status via the extra set of contacts. Connect the ground to one side of the contacts and equalize all the relays from which you want status. I send the other side of the contacts back to the port board's input section. A ribbon cable connects the relay status inputs from the relay box and plugs into the socket labeled pin 2 in Fig. 6.

I use the socket labeled pin 1 in Fig. 6 for port 2's and 3's burglar alarm inputs. A ribbon cable plugs into this socket. The other end of this cable connects to a switch block that I use to attach the burglar alarm switches. I use barrier strips that Radio Shack sells

(part number 274-670). You can obtain these strips from electronics surplus stores as well.

I use quite a bit of ribbon cable, and I find it expensive to buy with 14- or 16-pin connectors on each end. So I purchase the connectors themselves and buy the ribbon cable from an electronics surplus store at a fraction of the retail cost. As it turns out, I can build each jumper at about one-fourth the retail price and I can make them specific lengths.

Spectra Strip manufactures self-stripping and self-locking connectors (part number 805-1401-001 for the 14-pin connector and 805-1601-001 for the 16-pin connector).

#### Hardware Checkout

Once you construct and hook up all

U1	74154	
U2,U23-U27	74LS367	
U3	74LS368	
U4,U6-U13,U22	74LS32	
U5	74LS08	
U14-U21	74LS73	
R1	10k ohm 1/2 watt	
C1	50 µF @ 25V electrolytic	
Caps (Filter)	.01 µF @ 25V disc	
R (Figure 3)	4.7k ohm 1/4 watt	Quantity of 30
R (Figure 4)	100k ohm 1/4 watt	Quantity of 6
Transistors	2N5308	Quantity of 16
Relay Diodes	R.S. #276-1104	Quantity of 16
Relays (16)	R.S. #275-206 or equivalent	
Siren	R.S. #49-525	
Buzzer	R.S. #273-055	
Misc:	Suitable enclosure for the relays, wire-wrap, IC sockets, hardware, PC board, ribbon cable with connectors.	
If used:	Wameco QMB-12 motherboard Vector 8802-1 S-100 card	

Table 1. Port I/O board and relay parts list.

of the hardware, test it for normal operation. The Program Listing is a very short and limited Basic program that I use to test all available relays for operation. The program asks you the port number and data value to send out. The data value is the same as the activate bit that differentiates each relay control within the same port. Refer to Table 2 for the activate bit codes.

Run the Basic program and answer the port question with a value of 1. Look at Table 2 for the corresponding bit that activates the desired relay. Press the enter key and listen for the relay to switch. Read the relay port to see if the relay switches.

The time delay routine at line 90 allows time for the relay to switch. Otherwise, the INP command reads the state of the relay prior to activation. If the relay is turned on, the value read back and printed should be the same value you sent to activate the relay. Performing the same command turns the relay off and the program displays a value of zero on the screen.

Run the above test for all of the relays. Once the relay operates correctly, test the INP command for ports 2, 3, and 4. You check port 1 when you read the relay status. Run line 160 of the listing to test the INP function. If you have no grounded inputs, the value read back should be 255.

Line 190 subtracts the value from 255 to show the actual data line that is put to ground. If you tie each data line starting from D0 to D7 to ground and you lift them, one at a time, the program prints values 1, 2, 4, 8, 16, 32, 64, and 128. Run line 160 to test all the ports. The program scans the selected port until you hit the break key to stop the program. If ports 2, 3, and 4 check out, you have a totally functional port I/O board and relay box. ■

Write to David Engelhardt at 10221 W. 101st Place, Broomfield, CO 80020.

Real-World Control—Part II will cover applications programs for the controller and will appear in 80 Micro's December issue.

		Activate Bits					
		1	2	4	8	16	32
Port 1	#1	#2	#3	#4	#5	#6	
Port 2	#7	#8	#9	#10	#11	#12	
Port 3	#13	#14	UNUSED				
Port 4	#15	#16					

Note: #'s refer to control output numbers in Fig. 2.

Table 2. Master activate bit table.



for the TRS-80 from Micro-Mega

## The Original GREEN-SCREEN



The eye-pleasing Green-Screen fits over the front of your TRS-80 Video Display and gives you improved contrast with reduced glare. You get bright luminous green characters and graphics like those featured by more expensive CRT units.

Don't confuse the Original Green-Screen with a piece of thin film stuck to the face of your video tube, such as that advertised by others. The Original Green-Screen is mounted in a full frame perfectly matched to the color and texture of the TRS-80 Video Display. It is attached with adhesive strips which do not mar your unit in any way.

The full frame design of the Original Green-Screen "squares off" the face of your video display and greatly improves the overall appearance of your system.

(Specify whether for Model I or Model III)

**THE GREEN-SCREEN**.....\$15.95  
Add \$1.50 for postage and handling.

Terms: Check or money order, no CODs or credit cards, please. Add amount shown for postage and handling to price of the item. All items shipped within 48 hours by first class or priority mail. Virginia residents, add 4% sales tax. ✓162

Micro-Mega · P.O. Box 6265 · Arlington, Va 22206

## NEW **WIBASIC™** NEW "WITTSOFT INTEGER BASIC" GENERATE MACHINE CODE USING BASIC!

Machine code runs hundreds of times faster than BASIC - but is difficult and time consuming to write. Basic programs can be written quickly - but run slow! Now you can write and debug your programs in WIBASIC - then compile to high speed Z80\* machine code!

### POWERFUL

WIBASIC isn't a patch to disk basic - it is a **fully interactive** memory resident interpreter, compiler, and editor! It doesn't use high memory so device drivers, utilities, and USR routines are compatible.

Perfect for generating **GAMES, UTILITIES, USR routines** or other applications that require the speed of machine code. Compiled programs run on the Model I or III using most any DOS! It supports most BASIC statements and functions using **integers and strings** (including multidimension arrays!), but does NOT use floating point operations or functions. It is NOT suitable for business or scientific programming, but could be used to generate USR routines to run with such programs.

### UNDERSTANDABLE

Over 100 pages of documentation cover all aspects of the system. From a step by step walkthrough of a sample programming session to modular programming techniques and program chaining for advanced users. We've even documented the subroutine entry addresses to allow assembler programmers to combine compiled and assembled programs!

### AVAILABLE

On unprotected disk with manual for TRS80\* I/III  
Add \$5 (Overseas \$10) Postage & Handling

**\$89.95**



1302 - 41st Street • Orlando, Florida 32809  
TO ORDER ✓337

Send Check or Money Order. Credit Card orders include acct. number and exp. date or call **TOLL FREE 1-800-327-4459**. FLA. residents or technical queries call **1-305-423-5683**. FLA. orders add 5% sales tax.

\*WIBASIC™ WittSoft Inc. Z80\* Zilog Inc. TRS80\* Tandy Corp. ©1983 WittSoft

# TRS-80 COMPUTERS


ALL PURE RADIO SHACK EQUIPMENT

## DISCOUNT 15% AND UP OFF SUGGESTED LIST

### COMPUTERS

ALL TRS-80  
MODELS

CALL FOR  
COMPETITIVE  
PRICES



### PRINTERS

- RADIO SHACK
- EPSON
- OKIDATA
- C ITON
- SMITH CORONA

CALL FOR  
COMPETITIVE  
PRICES



### ACCESSORIES

WE CARRY A FULL LINE OF

- SOFTWARE
- HARD DRIVES
- MODEMS
- PRINTER ACCESSORIES
- TELEPHONES AND ANSWERING MACHINES

### GAMES

- BIG FIVE
- ADVENTURE
- SPECTRAL
- INSTANT SOFTWARE
- TOM MIX SOFTWARE

**FREE** PLEASE WRITE AND REQUEST  
• CUSTOMER DISCOUNT PRICE LIST  
• MANUFACTURE WARRANTIES

• TRS-80 TANDY CORPORATION

## PERRY COMPUTERS

Dept No A-1 137 NORTH MAIN ST PERRY MI 48872

**FOR ORDERS CALL 1-800-248-3823**

FOR INFORMATION CALL (517) 625-4161 ✓124


# PUT YOUR TRS-80\* IN CONTROL



Interface your TRS-80 to outside devices. Learn with the projects in **TRS-80 as a Controller**. You can use your computer to control lights, switches, and even a small computer you build yourself.

All it takes is a minimum knowledge of electronics and programming. Circuits are simple. Most programs are fewer than fifteen lines long. The instructions are clear and fully illustrated with photographs, schematics, and figures.

Jerry O'Dell has designed these projects to be both easy and inexpensive. You don't need disk drives, plotters, digitizers or other fancy units.



\* TRS-80 is a trademark of the Radio Shack division of Tandy Corp.

**You don't have to be an expert and you don't have to be rich.**

All you need is a TRS-80 Model III with 16K RAM, Level II BASIC, and a few other parts that you will no doubt find useful at a later date. (You can also use a Model I, with the conversions provided in an appendix.) The components you'll need are all readily available.


The book begins with a description of the Model III and Z80 and all the chips, circuits, prototyping boards, and other devices used in TRS-80 interfacing. There are also helpful suggestions throughout for expanding the projects into more complex applications.

Jerry W. O'Dell, Ph.D., is a psychology professor at Eastern Michigan University. He has published many articles, including several in **80 Micro** and the **Encyclopedia for the TRS-80**.

BK7394 \$12.97 softcover  
7 by 9 approx. 176 pp.  
ISBN 0-88006-061-1  
Wayne Green Books 1983

Credit card orders call **TOLL-FREE 1-800-258-5473** or mail your order with payment of \$12.97 each plus \$1.50 per book shipping and handling to: Wayne Green Book Sales, Peterborough, NH 03458.

**Dealer inquiries invited**



Check the box on the coupon for your **FREE WAYNE GREEN BOOKS 1983 RETAIL CATALOG**.

**WAYNE GREEN BOOKS**

Put my TRS-80 in control. Please rush me \_\_\_\_\_ copies of **TRS-80 as a Controller** (BK7394) at \$12.97 each.

Enclosed is \$12.97 per copy plus \$1.50 for shipping and handling.  Please send me a 1983 retail catalog.

MASTERCARD MC bank # \_\_\_\_\_

VISA  AMEX

Card # \_\_\_\_\_ Expires \_\_\_\_\_

Signature \_\_\_\_\_

Name \_\_\_\_\_

Address \_\_\_\_\_

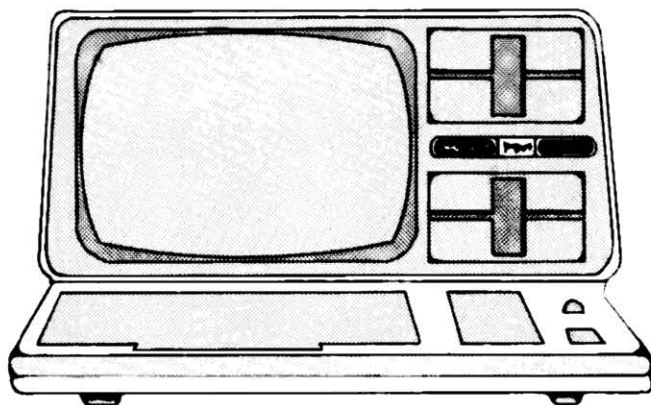
City \_\_\_\_\_

State \_\_\_\_\_ Zip \_\_\_\_\_

All orders shipped UPS if complete street address is given.

33NB8T

# YOUR TRS-80\* NEEDS HELP



It needs software before it can do anything. And good software is as valuable as any piece of hardware you can buy.

The **Encyclopedia for the TRS-80\*** is a ten-volume reference series with over 200 programs for the Model I, Model III, and Color Computer. In each volume, you'll find:

- \*Business
- \*Education
- \*Games
- \*Graphics
- \*Hardware
- \*Interfacing
- \*Tutorials
- \*Utilities

Photographs, schematics, and program listings provide the essential detail you need for programming and tinkering.

**Save Time** running the programs once you have them. Encyclopedia Loader provides direct loading of programs and saves you the time of typing and debugging. These ten 30-minute cassettes have selected listings from each volume, ready for you to load and use.

**Don't put up the white flag!** Loaders and softcover Encyclopedias are available separately or in sets. Get some help for yourself and your TRS-80 with Encyclopedia for the TRS-80\* and Encyclopedia Loader.

## Toll-Free 1-800-258-5473

\*TRS-80 is a trademark of Radio Shack division of Tandy Corp.

### ENCYCLOPEDIA FOR THE TRS-80\* & ENCYCLOPEDIA LOADER™

#### To Order Single Volumes

Please indicate quantities.

**Softcover edition** @ \$10.95 per volume  
 \_\_\_ Vol 1 \_\_\_ Vol 3 \_\_\_ Vol 5 \_\_\_ Vol 7 \_\_\_ Vol 9  
 \_\_\_ Vol 2 \_\_\_ Vol 4 \_\_\_ Vol 6 \_\_\_ Vol 8 \_\_\_ Vol 10

**Encyclopedia Loader** @ \$14.95 per cassette  
 \_\_\_ Vol 1 \_\_\_ Vol 3 \_\_\_ Vol 5 \_\_\_ Vol 7 \_\_\_ Vol 9  
 \_\_\_ Vol 2 \_\_\_ Vol 4 \_\_\_ Vol 6 \_\_\_ Vol 8 \_\_\_ Vol 10

**Encyclopedia Loader** Volumes 1-10 **EL8000**  
 A \$149.50 value \$119.97



#### To Order Complete Sets (and save an extra \$15.00)\*\*

**Encyclopedia for the TRS-80\***, volumes 1-10, plus **FREE** volume I of Encyclopedia Loader **softcover edition**  
**EN8080L** \$109.50

\*\*Save \$15.00 shipping and handling charge. When you order a complete set of softcover Encyclopedias or Loaders, WE PAY THE SHIPPING!

Shipping and handling, \$1.50 per volume for single volumes of books and cassettes, \$10.00 per item for foreign air mail. All Encyclopedias shipped UPS with complete street address; all Loaders shipped 1st class mail.

Payment Enclosed       VISA       AMEX       MasterCard

Card # \_\_\_\_\_ InterBank # \_\_\_\_\_ Expires \_\_\_\_\_

Name \_\_\_\_\_ Signature \_\_\_\_\_

Address \_\_\_\_\_

City \_\_\_\_\_ State \_\_\_\_\_ Zip \_\_\_\_\_

Mail to: Wayne Green Inc., Books Sales, Peterborough, NH 03458

33NB8E

# Basic, Faster and Readable—Part III

by John Corbani

*(The first two parts of this series appeared in June, p. 104, and July, p. 200.—Eds.)*

Basic loops are among the most elementary of programming techniques, yet they seem to cause a lot of confusion. An inefficiently designed Basic loop deprives the user of the technique's full time-saving potential. This month I'll explain how you can use loops to improve program speed and flexibility.

In general, loops are sections of code that repeat according to some predetermined set of conditions. The conditions can be the number of times through the loop or any Boolean test (where the operators =, >, and < are applied to variables or constants).

Loops that execute based on the number of iterations have the form:

```
(1) 10 FOR A = 0 TO 5
    20 PRINT A
    30 NEXT A
    40 PRINT "ENDING VALUE IS" A
    50 STOP
```

Line 10 defines the value of variable A at the start of loop execution. Unless otherwise specified in the For statement, the loop's step increment is one and the polarity positive.

Line 20 performs any useful function. If the purpose of the loop is only to mark time, you don't have to have an operand in this line.

Line 30 increments the loop variable using the indicated step and compares A to the limiting value. If the loop has not exceeded its limit, line 30 continues exe-

## Improve the speed and flexibility of your Basic loops with these simple, time-saving tips.

cution at the end of the For statement in line 10. Naming the loop variable in line 30 isn't necessary, but it's a good practice when you nest many loops and might get confused.

When the program satisfies the conditions of the loop, program flow proceeds to the statement following the Next command. The loop variable (A here) maintains its last value. When program execution reaches line 40 in the above example, the value of A is 6.

The listing below illustrates an alternative form of the same loop when written in one line to count backward. The final value of A in this case is -1.

```
(2) 10 FOR A = 5 TO 0 STEP -1: PRINT
    A: NEXT: PRINT "ENDING
    VALUE IS" A: STOP
```

The second Basic type of loop has the form:

```
(3) 10 A = 0
    20 PRINT A
    30 A = A + 1: IF A < 5 THEN 20
    40 PRINT "THE ENDING VALUE
    IS" A
    50 STOP
```

This loop performs the same function as the first example, but it does so more slowly. In loops 1 and 2, Basic For... Next statements allow the program to count and compare at machine-language speed. This is at least an order of magnitude faster than the interpreted version in example 3. The advantage of loop 3 is that you can perform non-numeric tests.

The example below illustrates a keyboard polling loop using A\$ as the test variable.

```
(4) 10 A$ = INKEY$:
    IF A$ = " " THEN 10 ELSE
    IF A$ <> "B" THEN 10 ELSE
    PRINT A$: GOTO 10
```

This loop performs one or two tests on A\$ and prints a B if A\$ is a B. No matter what the character, execution loops back to the start of line 10. This kind of loop allows unlimited testing and break-out at any point in the loop.

### Breaking Out of a Loop

You shouldn't leave a For...Next loop in the middle of its count. You gain extra speed by storing all the loop information in an area of memory called the stack. The program removes data in the stack after executing the final Next of the loop. If the loop never reaches its natural end, that data remains in memory. If you have enough of these leftovers, they can fill memory completely, crashing your program.

This doesn't mean that you can't

# TCS Heart of TEXAS COMPUTER SYSTEMS

Toll Free 1-800-433-5184

Texas 1-817-274-5625



## TCS Model IV, 64K, 2 Disks

Systems come with 180 Day TCS Warranty

**\$1499**

With standard 40 track double density drives  
Over 340,000 bytes

**RS-232 FREE!**

With 2 dual headed 40 track double density drives  
Over 730,000 bytes

**\$1699**

Enhanced Model IV Operating System      Enhanced Model IV Operating System

Fully assembled and tested systems that are software compatible and functionally identical to Radio Shack units sold at computer stores for \$hundreds more

- \* CONTROLLER BOARDS are high quality double sided epoxy boards with gold plated contacts
- \* POWER SUPPLY is the finest switching type available
- \* MOUNTING HARDWARE includes power and data cables
- \* DISK DRIVES are Tandon, the same ones used by Radio Shack

40 track, double density, with a 5 millisecond stepping rate

### TCS MODEL III DISK EXPANSION KITS

- |  |       |
|--|-------|
| 1 Controller, Power Supply, Mounting Hardware & Instructions     | \$249 |
| 2 Controller, Power Supply, Hardware & one 40 track Tandon Drive | \$429 |
| 3 Controller, Power Supply, Hardware, two 40 track Tandon Drives | \$598 |
| 3a Kit 3 but with two 80 track drives (dual sided 40s)           | \$791 |
| 3b Kit three but with two 160 track drives (dual sided 80s)      | \$989 |

### TCS MODEL IV DISK EXPANSION KITS

- |  |       |
|--|-------|
| 11 Controller, Power Supply, Mounting Hardware, one 40 Track Tandon Drive  | \$479 |
| 12 Controller, Power Supply, Mounting Hardware, two 40 Track Tandon Drives | \$649 |
| 12A Kit 12 but with two 80 Track Tandon Drives                             | \$629 |
| 12B Kit 12 but with two 160 Track Tandon Drives                            | \$849 |

# TRS-80

TRS-80 equipment below has original 90 day Manufacturer's Limited Warranty

## MODEL 12 and MODEL 16

- |  |        |
|--|--------|
| MODEL 12, 1 drive  | \$CALL |
| MODEL 12, 2 drives   | \$CALL |
| TCS MODEL 12 Version, 2 Tandon drives (like the original) TCS Warranty | \$2995 |

**MODEL 16B...Support up to 6 users. Run your whole office with hard disk capabilities for about \$1000 per user!**

- |                     |        |
|---------------------|--------|
| MODEL 16B, 1 drive  | \$CALL |
| MODEL 16B, 2 drives | \$CALL |

### Model 12 and Model 16 Accessories

- |                                       |        |
|---------------------------------------|--------|
| 128K memory board (256K Max.)         | \$629  |
| 128K extra memory chips (RS)          | \$269  |
| 128K extra memory chips (TCS)         | \$189  |
| Xenix Microsoft Multi-user Basic      | \$269  |
| Xenix Accounting Software             | \$CALL |
| Xenix Multiplan Spread Sheet Software | \$263  |
| MII/12 to M16 multi-user upgrade kit  | \$1339 |
| DT/1 Video Terminal                   | \$629  |

## MODEL IV

- |                                 |        |
|---------------------------------|--------|
| MODEL IV, 16K Cassette          | \$825  |
| MODEL IV, 64K, 2 drives, RS-232 | \$CALL |

## Model III Color Computer

All Radio Shack equipment is shipped from our store  
in Brady, Texas

## Tandon

TCS DRIVE CABINET is industrial grade heavy gauge metal, safety fused, and comes with gold plated external connector with extender cable

### 1 DRIVE in Cabinet

- |                                 |       |
|---------------------------------|-------|
| 40 track single sided           | \$199 |
| 80 track (dual sided 40 track)  | \$299 |
| 160 track (dual sided 80 track) | \$399 |

### 2 DRIVE Double Cabinet

- |                                  |       |
|----------------------------------|-------|
| 40 track single sided            | \$399 |
| 80 track (dual sided 40 tracks)  | \$599 |
| 160 track (dual sided 80 tracks) | \$799 |

### 1 DRIVE Double Cabinet

- |                                 |       |
|---------------------------------|-------|
| 40 track single sided           | \$269 |
| 80 track (dual sided 40 track)  | \$369 |
| 160 track (dual sided 80 track) | \$449 |

Drives in cabinets come assembled and tested with power supply. Order cable separately

### BARE DRIVES ONLY

- |                                |        |  |
|--------------------------------|--------|--|
| 40 track single sided          | \$165  | 160 track (dual sided 80 track) \$CALL |
| 80 track (dual sided 40 track) | \$CALL | 8 inch Slimline sgl/dbl sided \$CALL   |
|                                |        | Winchester Hard Drives 5 Meg \$399     |

CALL IF YOU FIND A LOWER PRICE ON DRIVES

## CORVUS

### HARD DISK DRIVES Complete from \$1649

Single and multiuser HARD DRIVES for all brands of computers  
One or several computers can share A HARD DISK.

## PERCOM

Hard Drives supporting both DOSPLUS and LDOS

- |                               |                            |
|-------------------------------|----------------------------|
| <b>Mod III-IV HARD DRIVES</b> | <b>ATARI DISK DRIVES</b>   |
| 5 Megabytes ..... \$1390      | Single Density ..... \$395 |
| 10 Megabytes ..... \$1690     | Double Density ..... \$549 |
| 15 Megabytes ..... \$1990     | <b>TI 99/4 DISK DRIVES</b> |
| 20 Megabytes ..... \$2490     | Single Density ..... \$379 |

### TRS-80 DMP PRINTERS

- |         |                 |
|---------|-----------------|
| DMP 100 | DMP 2100        |
| DMP 120 | DAISY WHEEL II  |
| DMP 200 | DAISY WHEEL 210 |
| DMP 400 | DAISY WHEEL 410 |
| DMP 500 |                 |

- |                             |            |
|-----------------------------|------------|
| MODEMS - RS - I...\$122     | II...\$199 |
| HAYES Smart Modem           | \$212      |
| U.S. ROBOTICS 300/1200 baud | \$449      |

# TCS Heart of TEXAS COMPUTER SYSTEMS

P.O. Box 1327 Arlington, Texas 76004-1327

Toll Free 1-800-433-5184 Texas 1-817-274-5625

Payment by cashier's check, money order or certified check. Call for credit card \$ No tax out of state. Texans add 5%. Prices subject to change at any time

**YOUR NAME HERE**

**PERSONALIZED  
COMPUTER PAPER**

Printed with your name, club, anything. Paper is white 20# stock and fits all printers using 9½x11 continuous paper [8½x11 when detached]. **500 sheets \$14.95, 1000 sheets \$24.95. We pay shipping.** Texas orders add 5½% tax. Select ink color: red, blue, brown, gray or canary. Specify name[s] up to 30 letters & spaces. Enclose check or money order. No COD's. Allow 3 weeks. Faster delivery with M/C, Visa phone orders. Write or phone **Personalized Computer Paper E**, Box 20539/San Antonio, Tx. 78220/[512] 227-0585. v-239

*Seduction...  
more than a game!*

**TRS-80 1-111-4  
48K 1 Disk**

**\$49.95**

*adult video games  
7325 ½ Reseda Blvd.  
Suite 637, Reseda, Ca.  
91335* v-56

*X-rated*

**IS YOUR PRINTOUT FADING?  
THEN YOU NEED:  
RIBBON SAVER!**

**REVITALIZE YOUR FABRIC RIBBON  
WITH "RJ-1000B" APPLICATOR**

- Will revive all fabric cartridges, (except carbon)
- Works on all FABRIC ribbons, (all colors and sizes)
- Simple, no tools needed
- Extend life of your ribbon up to 3 times, or more
- Can also be used to rejuvenate fabric home typewriter ribbon
- Satisfaction guaranteed, or money back

**PRICE: \$3.95**

shipping & handling included in cont. US (Foreign: add \$2.00 extra, (pay in U.S. funds) NJ residents add 6%)  
For heavily used ribbons order "RP-2010B" \$1.00 extra (state color)

send check or M.O. to: **DESIGN COLORANTS  
P.O. Box 612  
Wayne, NJ 07470** v-202

For VISA or M.C. orders call: (201) 667-7545

break out of a For...Next loop, but you have to know how to do it properly.

The example below provides for a timed response to the Go command.

```
(5) 10 PRINT "GO": FOR A=0 TO 100
    20 AS=INKEY$: IF AS<>" " THEN
        A=101
    30 NEXT
    40 IF A=102 THEN PRINT "FAST"
        ELSE PRINT "SLOW"
```

This loop increments A at every Next to provide timing. If A exceeds 100, the loop clears the stack at line 30. A can reach its final value by incrementing according to the instructions in line 10 or by being jumped to a high value as in line 20.

The value of A determines how the program terminates the loop. Using the loop variable to determine multiple exits can sometimes save many variables.

A companion technique provides an indefinite loop with a quick escape:

```
(6) 10 PRINT "GO": FOR A=0 TO 1
    STEP 0
    20 AS=INKEY$: IF AS<>" " THEN
        A=4
    30 NEXT
    40 PRINT "FINALLY OUT"
```

A loop like this saves you from writing a lot of GOTO statements in a complex parsing routine. To use it, set A to a series of integers starting at 1 and use the statement ON A to point to subroutines as required.

**Loop Tests and Execution Speed**

All of the examples given so far make their final loop test at the end of the loop. All programs execute at least once, even if the controlling variable exceeds the limit at the start of the routine. This causes undesirable consequences in some instances, but the solution is simple: Instead of putting a loop test in the body or at the end of a loop, make your tests before the loop executes to determine whether or not the loop is necessary to the program. Loop 7 runs much faster than loop 8 for any value of B:

```
(7) 10 IF B>100 THEN 40 ELSE FOR
    A=1 TO 10
    20 PRINT AS(A)
    30 NEXT
    40 STOP
```

```
(8) 10 FOR A=1 TO 10
    20 IF B>100 THEN A=20 ELSE
        PRINT AS(A)
    30 NEXT
    40 STOP
```

Speed is always the name of the game in interpreted software, and the variables used in the loops and in the various tests can make a big difference. The fastest loop possible consists of a single-line program using a single-character integer variable counting with an implied step of one.

Loop 9 illustrates this principle.

```
(9) 10 FORA%=1TO10:NEXT
    20 FORA=1 TO 10: NEXT
    30 FOR AB# = BC TO DE STEP 1.5
    40 NEXT AB#
```

Line 10 is the first to call A%, an integer variable. It occurs at the top of the variables list and is available immediately. The small integer limits convert as quickly as most interpreters can find a variable in a variables list. Here I've eliminated all spaces and combined the entire loop into a single statement.

A program processes line 20 more slowly because A is the second variable in the variables list and is single-precision.

Lines 30 and 40 are slower yet, with two-character, double-precision variables. I use a floating point number for the step size, include a lot of variables, and extend the loop over two lines.

The loop itself may be responsible for only a small part of the total time delay involved in executing a routine. Test sequences are critical. Use as many characters in a test line as possible, and work from the most probable to the least probable result. Use If...Then... Else statements wherever possible. As indicated above, design loops so that you can break out of them as fast as possible. The loop below illustrates a routine that handles yes/no replies easily.

```
(10) 50 PRINT "PRINTOUT(Y/N) ":
    GOSUB 100
    60 ON A% GOTO 80, 90
    70 PRINT "TIMED OUT": STOP
    80 PRINT "PRINTING": STOP
    90 PRINT "NO PRINT": STOP
    100 FOR A%= -500 TO -1
        AS=INKEY$:
        IF AS="" THEN 120 ELSE
            IF AS="Y" OR AS="y" THEN
                A%=0 ELSE
                    IF AS="N" OR AS="n" THEN
                        A%=1
    120 NEXT: RETURN
```

Line 50 prompts you, line 100 sets up a fast loop, line 110 wastes no time on unnecessary tests, and line 120 increments everything one last time and returns.

# TCS Heart of TEXAS COMPUTER SYSTEMS

Toll Free 1-800-433-5184

Texas 1-817-274-5625

# STAR PRINTERS

STAR's goal is to be the LARGEST Printer Manufacturer in the world, and we are getting there fast!

- \* 100 - 120 - 160 CPS
- \* Friction and Tractor Standard
- \* 9X9 Dot Matrix
- \* Hi-Res Bit Image Block Graphics
- \* Underlining
- \* 5, 6, 8 1/2, 10, 12 and 17 Pitch
- \* Bidirectional Logic Seeking
- \* Roll and Fanfold Paper
- \* True Decenders
- \* Super Script-Subscript
- \* Backspacing Doublestrike
- \* Programmable Line Spacing

**SIX MONTH WARRANTY**

- STX 80** (80 Column, 80 cps.), Thermal ..... List \$199-CALL
- GEMINI 10X** (9 Inch Carriage, 120cps) Friction and Tractor ..... \$CALL
- GEMINI 15** (15 Inch Carriage, 100cps) Friction and Tractor ..... \$CALL
- GEMINI 15X** (15 Inch Carriage, 120cps) Friction and Tractor ..... \$CALL
- DELTA 10** (10 Inch Carriage, 160cps) Friction and Tractor ..... \$CALL

### CABLES/INTERFACES

STAR Printers can be interfaced with most computers on the market today, such as: Apple II, IIe, III / IBM PC / Osborne / Heath Kit H89 / TRS-80 Model I, II, III 4, 12, 16, 100 / Zenith Z89/90/100 T199/4A / Kaypro / Atari 400,800 / Commodore 64, Vic 20  
CALL FOR OUR LOW PRICES



## GENERIC DISKETTES

What's in a name?

Buy **GENERIC** and save!

- \* SSSD - SINGLE SIDED SINGLE DENSITY
- \* SSDD - SINGLE SIDED DOUBLE DENSITY
- \* DSDD - DOUBLE SIDED DOUBLE DENSITY

### BOXED: 10 Diskettes in attractive sleeved box

TYPE	1-3 BOXES	4-9 BOXES	10+ BOXES
SSSD	\$16.99	\$15.99	\$14.99
SSDD	\$17.99	\$16.99	\$15.99
DSDD	\$22.99	\$21.99	\$20.99

### BULK: Buy in quantities of 10 per pack

TYPE	1-3 PACKS	4-9 PACKS	10+ PACKS
SSSD	\$15.99	\$14.99	\$13.99
SSDD	\$16.99	\$15.99	\$14.99
DSDD	\$21.99	\$20.99	\$19.99

**NOTE: MINIMUM ORDER** Orders for diskettes only are limited to a minimum \$100 purchase. Diskettes may be purchased in smaller quantities with other products ordered at the same time from TCS.



### ALL DISKS INCLUDE:

- \*Hub Rings
- \*Certified Density
- \*Guaranteed
- \*Individual Sleeves
- \*Write protect tabs
- \*Peel-off Labels

For orders of 1000 diskettes or more, \$CALL.

## Smith-Corona® TP-1

LOW COST LETTER QUALITY DAISY WHEEL PRINTER

Your choice PARALLEL or SERIAL Interface

List Price \$895.....\$495.....\$CALL

## TCS Heart of TEXAS COMPUTER SYSTEMS

P.O. Box 1327 Arlington, Texas 76004-1327

Toll Free 1-800-433-5184 Texas 1-817-274-5625

## Business Software

What you're looking for in Business Software... we got!!!

Reliability  
Speed & Efficiency  
Easy Data Entry  
Competitively Priced

### General Ledger .....\$99.95

- Customize financial statements
- Almost unlimited storage capacity
- Income statement by department
- Reg: 48K Mod 3 or 4, 2 drs & 80cptr.

### Accounts Receivable ...\$99.95

- Balance forward A/R
- 30/60/90 day aging
- Late charges & credit limits
- Reg: 48K Mod 3 or 4, 2 drs & 80cptr.

### Loan Amortization .....\$24.95

- Print a loan repayment schedule
- Analyze using diff. int/prin/periods
- Reg: 48K Mod 1, 3 or 4, 1 drive

### Income Tax Package(s) ...\$39.95

- Price per package—4 packages offered
- Save time, print all forms & schedules
- Too numerous to list all forms & sch.
- 48K Mod 1, 3, & 4, 1 dr & 48K Apple II†

Write or Call for FREE catalogue  
**R & S Software Co.**

P. O. Box 81 - Hammond, IN - 46320  
(312) 862-4531 ✓78

Line 60 lets the program fall through on zero, and shunts the program to line 80 or 90 if the variable is 1 or 2. This loop provides a clean and fast timed response.

Finally, you can use the speed inherent in a loop to reduce the time necessary in performing conventional math functions. Say you want to use POKE graphics to draw a vertical line from the third character in the first screen line to the third character in the 15th line. Let YS=1 and YF=15 (start and finish). XP delineates the X position. S is the address of the upper left corner of the screen and VL is the character code for a vertical line.

The listing below shows the variations.

```
(11) 10 CLS: DEFINT A-Z: YS=1: YF=15:
      20 XP=3: S=15360: VL=191
      30 FOR Y=YS TO YF: POKE S+
      40 XP+(Y-1)*64,191: NEXT
      50 XP=5
      60 X=XS+S: FOR Y=X+(YS-1)*64
      70 TO X+(YF-1)*64 STEP 64:
      80 POKE Y,191: NEXT
      90 GOTO 50
```

Line 40 performs two multiplication functions; line 20 involves 15.

Line 30 moves XP so you can see the

difference in execution time when you run the program. You can watch line 20 draw the line one character at a time. Line 40 displays the line in one piece. Take full advantage of the range of starting, ending, and step values and all three variable precisions.

### Using Next Statements

Deciding the number and position of Next statements can be complicated. Basic allows multiple Next statements within a single loop. This can make life easy or it can make debugging a program almost impossible. Loops 12 and 13 below illustrate this.

```
(12) 10 PRINT "HELLO.": FOR A=1 TO
      20 1000
      30 IF A=500 THEN PRINT "HOW "
      40 :: NEXT ELSE IF A=750 THEN
      50 PRINT "ARE ";; NEXT ELSE
      60 NEXT: PRINT "YOU ?"; INPUT
      70 AS
```

```
(13) 110 PRINT "HELLO.": FOR A=1 TO
      120 1000
      130 IF A=500 THEN PRINT "HOW "
      140 :: ELSE IF A=750 THEN PRINT
      150 "ARE ";
      160 NEXT: PRINT "YOU ?"; INPUT
      170 AS
```

Line 20 runs, but it's confusing to read and contains more characters and tests than required to perform the timed printing of the greeting. Lines 120 and 130 run faster, are shorter, and illustrate program logic.

When you nest loops, each variable can have a Next, or if program structure allows, a single Next can control multiple loops. The listing below illustrates the choices.

```
(14) 10 FOR X=1 TO 5: FOR Y=1 TO 30:
      20 SET(X,Y): NEXT: NEXT
      30 FOR X=6 TO 10: FOR Y=1 TO
      40 30: SET(X,Y): NEXT X: NEXT Y
      50 FOR X=11 TO 15: FOR Y=1 TO
      60 30: SET(X,Y): NEXT X,Y
```

All three variations run at about the same speed. Line 10 is the shortest and fastest line.

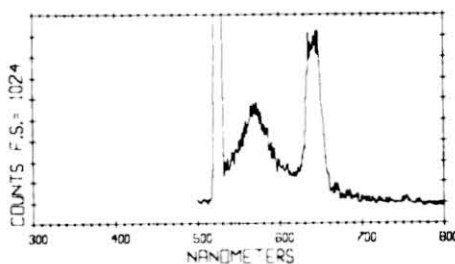
Remember that Basic words are stored as 1-byte tokens. The program interprets them in this form so that adding arguments actually slows execution down.

That's enough on loops for this session. Next month I'll take a close look at variables. ■

Write to John Corbani at 2455 Calle Linares, Santa Barbara, CA 93109.

# EPSON GRAPHICS

RHODAMINE WT 200 PPT  
532 LASER 1.0 KV SLITS 1.0 & 0.5



FROM YOUR

## BASIC • FORTRAN • PL-1 • PASCAL PROGRAMS

GraPac-80 will read data from a disk file on your system and convert it to a hi-resolution plot or graph. GraPac-80 plots up to 960 dots across and  $\pm 32000$  dots vertically on the Epson MX-80 — that's  $\pm 25$  pages!

GraPac-80 commands include: circle, ellipse, two and three dimensional data, penup/down, plot/move relative or absolute, single character or string plotting with rotation and size control, border generation, and many more.

GraPac-80 is available for CP/M on 8 inch disk, TRS-DOS (model I and III) on 5 1/4 inch disk. Requires 48K memory. TRS-DOS systems need two disks.\*

Prices: TRS-DOS I & III ..... \$49.95

CP/M ..... \$69.95

(Please include \$3.00 shipping charge with all orders.)

\* A version is available for TRS-DOS users with one disk, however, you must send us a copy of your TRS-DOS and include \$10.00 for copying.

**M.E.S.C. • Parkhurst Drive • Salisbury, MD 21801 • (301) 742-7333**

The following are registered trademarks: CP/M - Digital Research, TRS-DOS, TRS-80 - Tandy Corp., MX-80 - Epson Corp.

✓398



# WANTED

"Buyers," & We'll pay the shippin'

• CALL FREE (800) 654-4058 •

"Call For Reduced Prices At Various Quantities"

<b>Verbatim.</b>	<b>Dysan</b> CORPORATION	<b>3M Scotch</b>
5 1/4" sin-side dbl-den. <b>2 45</b>	5 1/4" sin-side dbl-den. <b>3 95</b>	5 1/4" sin-side dbl-den. <b>2 35</b>
5 1/4" dbl-side dbl-den. <b>3 50</b>	5 1/4" dbl-side dbl-den. <b>4 45</b>	5 1/4" dbl-side dbl-den. <b>3 25</b>
5 1/4" sin-side quad <b>3 45</b>	5 1/4" sin-side quad <b>4 45</b>	8" sin-side sin-den. <b>2 45</b>
5 1/4" dbl-side quad <b>4 45</b>	5 1/4" dbl-side quad <b>4 95</b>	8" sin-side dbl-den. <b>3 00</b>
8" sin-side sin-den. <b>2 95</b>	8" sin-side sin-den. <b>3 45</b>	8" dbl-side dbl-den. <b>3 95</b>
8" sin-side dbl-den. <b>3 40</b>	8" sin-side dbl-den. <b>4 45</b>	
8" dbl-side dbl-den. <b>3 95</b>	8" dbl-side dbl-den. <b>4 95</b>	
Head Cleaning Kits... <b>9 40</b>	We Stock "Bulk-Packed" Diskettes	Disk Minder • Smoked Plastic • Holds 75 Disks <b>17 95 ea</b>
Refills... <b>14 50</b>		Dealer Inquiries Welcomed

Prices per ea.  
10 per box

the **Diskette Connection™**

P.O. Box 1674  
Bethany, OK.  
73008

✓ 441



\*(Continental U.S. only. Add 3<sup>00</sup> on orders under 40<sup>00</sup>)

## New Inmac Catalog jam-packed with computer/wp supplies.

# Yours free!



- **Fast delivery.** 24-hour shipment. Overnight emergency shipments available.
- **45-day trial.** Full refund if not completely satisfied.
- **Guaranteed quality.** All products field-tested to highest standards.
- **Lower shipping costs.** 8 fully stocked distribution centers serving the U.S.

For fastest delivery of your free 100-page Inmac catalog, call 1 (800) 547-5444. 1 (800) 547-5447 in California.

**inmac** Catalog Dept., 2465 Augustine Drive, Santa Clara, CA 95051  
Please be sure to include your phone number. ✓ 51

NAME \_\_\_\_\_ PHONE \_\_\_\_\_

COMPANY \_\_\_\_\_

ADDRESS \_\_\_\_\_

CITY \_\_\_\_\_ STATE \_\_\_\_\_ ZIP \_\_\_\_\_

287103



# 16 BITS FOR YOUR TRS-80 WITH MICROMERLIN™

- |                        |                         |                           |                           |
|------------------------|-------------------------|---------------------------|---------------------------|
| <b>Hardware</b>        | • 2K - 8K EPROM         | • RS232C Serial I/O       | <b>Software</b>           |
| • 5MHz 8088            | • Color Graphics        | • Centronics Printer Port | • CP/M 86                 |
| • 16-bit $\mu$ P       | • 8 Vectored Interrupts |                           | • MS-DOS                  |
| • 8087 co-processor    | • 3 Programmable Timers |                           | • IBM PC Diskette Format  |
| • 128K - 768K byte RAM |                         |                           | • File Transfer Utilities |

**\$995 MICROMERLIN™**


128K RAM  
RS232 Serial I/O  
Centronics Parallel Port  
CP/M 86 or MS-DOS  
Complete with Power Supply and Enclosure

**NOW AVAILABLE IN MODULES:**

MM648B — microMERLIN with 64K RAM .....	\$495.00	MMBBD — Bare Board only .....	\$100.00
MMPSE — Power supply and enclosure .....	\$150.00	MMROS — Rom Operating System .....	\$ 75.00
MMSRL — RS232 Serial I/O .....	\$ 39.95	MMCPM — CP/M86 Disk Operating System .....	\$249.00
MMPRL — Centronics Parallel port .....	\$ 39.95	MMMSD — MS-DOS Disk Operating System .....	\$249.00
MM64KM — 64K RAM chip set (8 pieces) .....	\$ 99.00	MMUTL — TRSDOS File Transfer Utility .....	\$ 99.00
MMCBL — TRS80 to microMERLIN cables .....	\$ 25.00		

**Watch for Upcoming Products**

Printer Spooler Option  
RAM Disk Option  
Multitasking O.S.



Available for TRS-80 Models I, III and 4 LNW Model I

To order call 213/202-1865  
Dealer Inquiries Welcome  
Foreign orders specify 110/220 V

10810 W. WASHINGTON BLVD., SUITE C  
CULVER CITY, CA. 90230

MicroMERLIN is a registered trademark of Micro Projects Engineering Inc. CP/M and CP/M 86 are registered trademarks of Digital Research Inc. IBM PC is a registered trademark of IBM. MS-DOS is a registered trademark of Microsoft Inc. TRS-80 and TRSDOS are registered trademarks of the Tandy Corporation. LNW is a registered trademark of LNW Research.

# Scrambled Alphabets: Cryptology—Part V

by Karl Andreassen

**B**e cryptic: With transposition ciphers you can create secure messages in patterns only your intended receiver can recognize and decode.

Two basic types of cipherkeys are used to construct cryptograms: substitution ciphers and transposition ciphers. In the first four articles in this series (*80 Micro*, Anniversary Issue 1983, p. 530; February 1983, p. 244; April 1983, p. 291; June 1983, p. 190) I dealt with substitution ciphers, and will return to them again. Because both types are sometimes used in the same ciphertext message, you should become acquainted with transposition cipher types and methods of analysis, so your computer can help in the tasks of creating useful ciphers and deciphering those of unknown key.

Transposition methods retain, but

scramble, the message's original letters into other-than-normal sequences within the sentence, according to a pattern understood by sender and receiver. In contrast, substitution types replace each plaintext letter with a different letter or symbol. Of the two types, transposition ciphers are probably a bit more difficult to manipulate when the key is unknown, particularly when writing a program to assist in discovering the key to an unknown ciphertext.

## The Alpha and Omega

If you store all letters composing a message in RAM as variables and pull them out one by one at random for serial

placement on a line, you generate a communication that is as cryptic for the sender as it is for the receiver, and is infinitely difficult to decipher. The opposite end of this extreme is a message in plain language, sent with no attempt to conceal its meaning from anyone. Somewhere between is the happy medium, an amount of concealment that satisfies the needs of both parties, with a logical pattern that enables the receiver to decipher the message in a minimum amount of time.

Randomness infers that a resulting ciphertext message has no discernible pattern, while plain language results from applying a highly complex pattern called spelling and grammar. The intelligence within the spelling and grammar carrier is retained as an increasing degree of patterned alteration of the original plain language occurs during the enciphering process. The form becomes less and less recognizable, until the needs of both parties are met at some point prior to a purely random change.

Beginning amateur and professional cryptologists tend to program greater intricacy than necessary into a cryptogram. A professional approach is to assume that someone will intercept the encrypted message, discover the pattern of alteration, and restore the carrier to plain language sooner or later. All that

THEREISAKEY	THTTN	HIHRY	EDTEO
HIDDENBENEA	RDHPU	EEELR	INDAW
THTHEDOORMA	SBOCA	AEOEY	KNRIO
TREPLACEITO	EEMTU	YAAOT	
NYOURWAYOUT			

Figure 1. Sample cryptogram.

EFTPR	TTCNS	TCINC	EOIMT	OTRNA	BNFIE	NNEOD
EERUE	LTFRO	EEAPT	AINEA	ATOSN	TALIM	ANENE
LHTOR	HCPRD	VSILI	RRRSE	WNAOT	EESAC	EMTOE
LTBTS	PHUHE	MSHAS	OTTRR	SNCTI	NYMTT	EETUI
AOTRE	LEEET	ETOOS	DSOTS	QRWND	EONNB	YEXHL
BOEAT	APSCD	DRITI	TUSER	CSITR	RIRAE	HTENN
BROTE	CLDTL	TIEHS	INEYU	GNHAN	GSGAE	I

Figure 2. Cryptogram produced by the Program Listing.

## The Key Box

**Model II, 12, and 16**  
**Model I and III (with changes)**  
**Model 100 (with changes)**  
**32K RAM Disk Basic**  
**Printer Optional**

you, the sender, need accomplish is to delay the inevitable, unauthorized reading long enough to accomplish your purpose.

Cryptology is a challenge worthy of the most agile minds. Solving cryptograms is almost as popular as working crossword puzzles, and now the microcomputer adds yet another dimension to its attraction. It is indeed a challenge to conceal a message to the extent that it lies open but incomprehensible to all but the intended receiver, and to discover the meaning in such a message despite the efforts of the originator to conceal it.

### Columnar Transposition

A simple yet effective method to conceal the message's meaning is to write the plaintext with a fixed number of letters per line and then place each succeeding line directly beneath to produce a stack of rows. You create the cryptogram in Fig. 1 by picking letters from the rows vertically downward, begin-

ning with Row 1.

The key to the cryptogram is a four-part agreement between sender and receiver: use an 11-letter line, closed letter spacing, pickoff from the top down, and left to right progression.

To restore the cryptogram to plain language, the intended receiver rearranges each five-letter code group in turn in vertical columns, and reads the message from left to right.

As you become familiar with this type of cryptogram you will recognize it almost by cursory inspection. Soon you'll be able to read the message directly from the code groups without going to the trouble of writing it down. Does this suggest a Basic routine to solve the cryptogram? While I cannot reply individually to all letters, I will use (with name credit) the best one in a future article in this series. Strive for simplicity, not elegance or fewest bytes.

Rearranging letters from their natural order may take on almost any variety of pattern and form. Use any key

agreed on between correspondents. In the foregoing example, you can begin construction of the ciphertext by starting at the upper right-hand corner of the plaintext stack and progressing in either a clockwise or counterclockwise spiral until you record the last letter. You might begin at a corner and take off letters in a zigzag pattern downward or horizontally. Beginners can see how many different patterns they can devise and then inspect their results to find the most complex and the simplest. You can devise patterns that require your correspondent to spend hours of reconstruction time, by superenciphering each ciphertext you come up with—that is, submitting each resulting ciphertext to another encipherment as though it were the original plaintext message.

---

*“Solving cryptograms is almost as popular as working crossword puzzles, and now the microcomputer adds yet another dimension to its attraction.”*

---

You will soon discover that you might spend 24 hours superenciphering, and yet the plaintext would be recoverable, provided you recorded every step of your key patterns. But would the recovery effort be worth the value of the message? A record of the descrambler key pattern could be far longer than the ciphertext message itself.

Why not let the computer handle the immense routine of descrambling such a message? It could handle thousands of patterns in just a few seconds. Yes, it is possible, but again, is it practical? Chances are, there are better, more secure programs requiring far less concern and attention from the programmer.

If you are a chess player, you are aware of an exercise called a “Knight’s Tour.” The knight moves in a dogleg, that is, two squares horizontally and one square vertically, or vice versa. It is possible to take the knight on a number of different “tours” around the chessboard, landing only one time on every one of the 64 squares. Suppose there were 64 letters comprising a plaintext message that you want to encipher and send to a fellow chess player. If you place each letter in turn on one of the

```

1 ' Model I, Model III and Model 100 delete lines 70, 80, and 90
2 ' Model I, Model III and Model 100 delete all TABS
3 ' Model 100 delete all STRING$S
9 CLEAR 100
10 CLS 'Reconfigure tabs and string lengths for Model III
20 PRINTTAB(10)STRING$(60,"=") 'Title routine thru line 90
30 PRINTTAB(10)STRING$(18,"=") CRYPTO TRANSPOSER AIDE " STRING$(18,"=")
40 PRINTTAB(10)STRING$(20,"=") " by Karl Andreassen " STRING$(20,"=")
50 PRINTTAB(10)STRING$(22,"=") " Copyright 1983 " STRING$(22,"=")
60 PRINTTAB(10)STRING$(60,"="):PRINT
70 PRINT CHR$(02):PRINT(7,10),STRING$(10," ")
80 PRINT(0,24),CHR$(128)STRING$(30,150)CHR$(129);
90 PRINT(4,24),CHR$(131)STRING$(30,150)CHR$(130);
100 PRINT:PRINT 'Reduce array sizes for ModIII to conserve memory
110 CLEAR 3000:DIM A$(200),B$(1000) 'Maximum 200 words plaintext
120 PRINTTAB(14)"This program will convert plaintext into ciphertext"
130 PRINTTAB(12)"using columnar transposition with selectable row number."
140 PRINT:PRINT:INPUT "Number of rows in column, 1 to 79";J '63 for ModIII
150 IF J=0 THEN 10ELSE PRINT "Enter plaintext, < * > to end input:":PRINT
160 Z$=INKEYS:IF Z$=""THEN160
170 PRINT Z$: 'Keyboard input routine, 160-240
180 IF Z$="" THEN 220'Keyboard entry closure.
190 IF Z$=" " THEN 160'Keep spaces out of text, visual ok.
200 A=A+1:Y$=Y$+Z$ 'Row number counter; word string var.
210 IF A>J-1 THEN 220ELSE 160
220 X=X+1:AS(X)=Y$:Y$="" :A=0 ':PRINT Y$
230 IF Z$="" OR X>199 THEN PRINT:PRINT:GOTO 250
240 GOTO 160'Line above for desired or auto input cutoff
250 PRINT "Ciphertext in preparation: " :PRINT
260 FOR C=1 TO J 'Ciphertext preparation routine
270 IF D=1 THEN 300'Switch determines direction
280 IF D=0 THEN 330'of letter takeoff from each row.
290 IF C=J THEN 370ELSE NEXT C
300 FOR B=1 TO X 'Collect row letters, top to bottom
310 GOSUB 360'Load ciphertext letters array, down
320 NEXT B :D=0 :GOTO 290'Toggle
330 FOR B=X TO 1 STEP -1 'Collect letters, bottom to top
340 GOSUB 360'Load ciphertext letters array, up
350 NEXT B :D=1 :GOTO 290'Toggle
360 E=E+1:B$(E)=MID$(A$(B),C,1):RETURN
370 FOR G=1 TO E 'Print ciphertext to screen, 5-letter groups
380 IF LEN(B$(G))>0 THEN PRINT B$(G); ELSE H=H-1
390 H=H+1:IF H=5 THEN PRINT " "; H=0
400 NEXT G:H=0:PRINT:PRINT
410 INPUT "End of cryptogram. Print hard copy < Y/N >";Q$
420 IF Q$="Y" OR Q$="y" THEN 440
430 IF Q$="N" OR Q$="n" THEN END ELSE PRINT "Reenter instruction":GOTO 410
440 FOR G=1 TO E 'Hardcopy printout option
450 IF LEN(B$(G))>0 THEN LPRINT B$(G); ELSE H=H-1
460 H=H+1:IF H=5 THEN LPRINT " "; H=0:I=I+1
465 IF I>6 THEN LPRINT:I=0
470 NEXT G:LPRINT:END

```

Program Listing. Crypto Transposer.

squares visited in your knight's tour, you would have a cube of systematically patterned letters. Take those letters off five at a time in a prearranged manner, place them in ciphertext message, and you have a fairly secure message for transmission.

Chess can be played by mail, telephone, and radio. There is a classic numbering system for the squares, known to all chess players, whereby games can be played with players halfway around the world from each other. You can key the message to these numbers or renumber the chessboard to conform to the selected knight's tour of your cipher.

A common configuration places five letters of plaintext horizontally and the next five letters directly beneath to form a stack of five columns. Your computer can accommodate any selected number of columns with ease, and the resulting stack may be seen on screen or not, as the programmer desires. The key for encipherment is called a route transposition, because you will take a certain route around and through the stack to lay out your message in ciphertext. You may decide upon a certain route and use that same route in constructing many stacks of varying quantity of columns, thus varying the approach to each message to complicate analysis by an unauthorized person.

The agreed-on key should make provision for messages of different length. You can do this quite easily in a Basic computer program by permitting stack-

*“The program can include  
word spacing as part  
of the message intelligence,  
or close up that spacing  
to solid text,  
the latter being  
the most popular form.”*

ing rows (horizontal) to increase infinitely, or by allowing for a variable number of columns (verticals). The program can include word spacing as part of the message intelligence, or close up that spacing to solid text, the latter being the most popular form.

#### The Program

The Program Listing runs on the TRS-80 Models II, 12, and 16, and with cosmetic adjustments to a few lines, on a Model I, III, or 100 (see the first few lines of the Listing). Taking its cue from the foregoing transposition cipher form, it simulates setting up a column with a selectable number of rows from one to 79, and converts up to 200 words of plaintext to ciphertext.

The column generated doesn't appear on the screen as written, but the plaintext appears letter by letter as entered from the keyboard. When your

message is complete, touch the asterisk key and the program produces the ciphertext in five-letter code groups. If your message exceeds 200 words, the program proceeds as though you had touched the asterisk, abruptly cutting off further keyboard entry. When the ciphertext is complete on screen, a prompt appears with an option to hardprint the ciphertext (see Fig. 2).

If you prefer to see the column as compiled in preparation for extracting the ciphertext, edit lines 170 and 220 to read:

```
170 'PRINT Z$; 'Keyboard input routine,
160-240
220 PRINT Y$ :X = X + 1 :A$(X) = Y$ :Y$ = ""
:A = 0
```

The apostrophe in line 170 temporarily disables the command from printing text as entered from the keyboard, and you can remove it later to restore the original function with a minimum of editing. The program now collects a full row of entry letters before screen print occurs.

The Run command produces the program title and a prompt asking for the desired number of columns in the stack the message text forms. The prompt also advises you that the asterisk will signal the end of keyboard input. You may select any number of columns between one and 79, except that the Model III is limited to 63. If you answer the prompt with 1, the message is written in one line, but in reverse (may be read with a mirror). The number of columns you select influences the stack depth, since the message has a finite length. If both sender and receiver are aware of this number, deciphering the message is relatively easy. A program to assist in analyzing ciphers developed by this and similar transposition methods will be the subject of a future article in this series.

Also in preparation are programs to create and help solve ciphers that employ numerals. Figures 3, 4, and 5 are enciphered challenges to your growing skill with computer-assisted cryptanalysis. *80 Micro* will award a subscription or extension to the first three readers to send in correctly interpreted solutions.

An excellent book to introduce the finer points of reading the unreadable is *Cryptanalysis* by Helen Fouche Gaines (Dover Publications), available in most large public libraries. ■

*Karl Andreassen can be reached at 24750 Chianti Road, Cloverdale, CA 95425.*

YFPXS	GXJSJ	IXZQP	IXDPG	JQXXU	YFPXJ
OSAXG	XZJDT	SBXFJ	DIXXY	HPVQG	DZYUS
CHIVT	XKVGJ	ZWXMO			

Figure 3. A cryptogram to test your skills at cryptanalysis.

QDIXB	ZFFBS	YPTXG	JQBXQ	JISNZ	FFYIN
HJSTZ	YDVGX	QQXXU	HSFVJ	VYZFZ	QNFTPT
AXCSI	XQPGB	SOGJS	ZKSVB	YSGQX	RPXGY
XQYSP	HVGXK	VJZAF	XZDXR		

Figure 4. A second cryptogram challenge.

ODNAL	BFIDC	RSNSL	EGIER	WCDIN	EYGCY	PIVSD
GLEIH	IPAEI	LTJET	ONAEI	WMLHC	HECIO	TMWCL
OEOAT	RNRRY	OAYDT	ETROG	YFDIR	HSPCU	LRTTY
SCSCI	SOCAL	OOOYA	CPGPF	TLOMT	HMMLI	TRRTK
TOAOH	SYPUK	ANOSA	EDMGH	EROUM	CCSIR	TCERH
OCRAK	EMTES	AADAA	NTOML	TAOFY		

Figure 5. A third cryptogram challenge.

WILL YOU  
**DONATE \$250  
TO TANDY CORPORATION?**



TRS-80 MODEL 4

*That's Exactly What You Will Do If You Buy Your TRS-80 Model 4  
From A Company Owned Radio Shack Store!*

**We sell the TRS-80 Model 4, 64K, RS-232, for \$1749. Radio Shack sells it for \$1995. If you don't need the RS-232 interface, you save \$100. If you would like 128K RAM, add only \$50.**

**This Month's Software Special**  
*Good Thru 9-30-83*

**LDOS 5.1 — \$99**  
*For the TRS-80 Model III*

**READ THIS PART AND  
SAVE  
ANOTHER COUPLE HUNDRED DOLLARS**

It's a known fact that Computer Manufacturers sell their computers at a low margin and make up the difference on peripheral items. One of these items is Computer Memory.

If you would like 128K Memory instead of 64K, you pay Radio Shack \$149. If you order it from us at the time you get your Model 4, it costs only \$50. Save a quick \$100! If you need a printer with your computer, see the following page and save \$100 to \$300 over what you would pay Radio Shack for an equivalent printer!



**918/825-4844**

**AMERICAN**

118 SO. MILL ST  
PRYOR, OK 74361  
(918) 825-4844

**Small  
Business  
COMPUTERS**

**NEED INFO QUICK?**

Then just call our automated TOLL FREE answering machines. Leave your name, address and phone number. Requests will be mailed 1st Class the same day. Only requests for product information will be processed all others will be disregarded by our answering service.

CALL 1-800-331-3896

*In Oklahoma Call*  
1-918-825-4844 ✓ 217

# REM Remover

by Charles R. Perelman

**A**lthough remark statements are helpful, they can also waste memory space; here's a way to remove them from your Model II programs.

## Program Listing. Remover.

```

0 *****
10 'REM REMOVER - FILE NAME 'REMOVER'
20 'BY CHARLES R. PERELMAN, A PROFESSIONAL CORPORATION
30 '9777 WILSHIRE BLVD., BEVERLY HILLS, CA. 90212 -- 1982
40 'FOR TRS-80 MODEL II
500 *****
510 'INITIALIZE
520 CLEAR 1000
1000 *****
1010 'INSTRUCTIONS
1020 CLS:PRINT " YOU MUST OPEN 2 FILES WHEN ENTERING BASIC TO USE THIS PROGRAM."
:PRINT " IF YOU DID NOT DO SO, PRESS <BREAK>, TYPE 'SYSTEM' TO GO BACK":PRINT"TO
TRSDOS. THEN TYPE 'BASIC REMOVER -F':2 AND <ENTER>." :GOSUB 6020
1030 CLS:PRINT " REM REMOVER WILL TAKE ALL REM LINES OUT OF YOUR PROGRAM EVEN":PR
INT"IF YOU ABBREVIATE WITH AN APOSTROPHE. THE FILE MUST HAVE ":PRINT"BEEN SAVED
IN ASCII TO BE PROCESSED PROPERLY.":GOSUB 6020
2000 *****
2010 'INPUT DATA
2020 ON ERROR GOTO 5020 'TRAP FILES NOT OPENED. WRONG NAME, NOT ASCII
2030 CLS:LINE INPUT"PLEASE TYPE NAME OF ASCII FILE TO HAVE REM STATEMENTS REMOVE
D: ";$
2040 N=INSTR(F$,"/"):IF N=0 THEN F1$=F$+"RR" ELSE F1$=LEFT$(F$,N)+"RR" 'CHECK
FOR EXTENSION, FORM OUTPUT FILE NAME
2100 *****
2110 'OPEN SEQUENTIAL FILES
2120 OPEN "I",1,F$ 'USE BUFFER 1 FOR ASCII FILE INPUT
2130 OPEN "O",2,F1$ 'BUFFER 2 FOR OUTPUT WITH /RR EXTENSION
2140 PRINT:PRINT CHR$(31)"*** PLEASE WAIT, COMPUTER IS WORKING ***" 'YES, SOME
THING'S HAPPENING
2150 IF EOF(1) THEN 2240 'LOOK FOR LAST INPUT LINE
2160 LINE INPUT#1,L$
2170 IF INSTR(L$,"")>0 OR INSTR(L$,"REM")>0 THEN GOSUB 3120 'IF REM PROCESS
2180 IF F=1 THEN F=0:GOTO 2150 'ENTIRE LINE REM, DO NOT OUTPUT
2200 *****
2210 'OUTPUT PROCESSED LINES
2220 PRINT #2,L$
2230 GOTO 2150
2240 CLOSE 1,2
2250 CLS:PRINT CHR$(30)" PROCESSING COMPLETED. FILE WITHOUT REMARKS HAS BEEN
SAVED":PRINT"WITH NAME OF "F1$". ORIGINAL FILE REMAINS WITH NAME OF "F$".":GOT
O 4020
3000 *****
3010 'PROCESS REM LINES
3120 S=INSTR(L$,""):LN$=LEFT$(L$,S):LRS=RIGHT$(L$,LEN(L$)-S) 'LN$=LINE NO.
3130 IF INSTR(LRS,"")=1 OR INSTR(LRS,"REM")=1 THEN F=1:RETURN 'ENTIRE LINE REM
3140 IF INSTR(LRS,CHR$(34))>0 THEN GOSUB 3220:RETURN 'GO TO QUOTE ROUTINE
3150 N=INSTR(LRS,""):IF N>0 THEN LRS=LEFT$(LRS,N-1):L$=LN$+LRS:RETURN 'CHOP REM
3160 N=INSTR(LRS,"REM"):FOR X=N TO 1 STEP -1:IF MID$(LRS,X,1)="" THEN L$=LN$+L
EFT$(LRS,X-1):RETURN ELSE NEXT X 'REMOVE LAST COLON AND REM
3200 *****
3210 'QUOTE ROUTINE
3220 LQ$=RIGHT$(LRS,LEN(LRS)-INSTR(LRS,CHR$(34))) 'CHOP FIRST QUOTE
3230 Q=INSTR(LQ$,CHR$(34))

```

Listing continued

When I write new programs, I make liberal use of remark statements. They're helpful in identifying distinct program modules and in debugging and modifying a program. They also clarify routine logic when I haven't seen a program for a while. But program remarks take up memory, a limited resource with some programs. I wrote a Model II program that removes program remarks (see Program Listing).

Use REMOVER/BAS after you've debugged your programs. Ironically, I documented Remover with a heavy dose of remark statements so you can easily trace program flow. The program variables appear in Table 1.

This program recognizes both the REM command and the apostrophe as indicators of a remark statement. Remover ignores print statements that contain a remark. The program deletes only lines that are entirely remarks or that have comments at the end of a line.

## Program Operation

Remover treats your program as a sequential file. As with all sequential files in the body of a program, the disk directory indicates that the new file has a record length of 1 byte.

The file is in ASCII format rather than in compressed format. You must


## The Key Box

**Model II**  
**Model I and III (with changes)**  
**Model 100 (with changes)**  
**32K RAM**  
**Disk Basic**

# WE STOCK THESE PRINTERS!

## OKIDATA

82A	\$419.95
83A	\$699.95
84	\$549.95
92	\$929.95
93	\$1049.95



TP-1

Smith  
Corona  
\$549.95

# STOP

## RIGHT NOW!

Call our Toll Free "Quick Information"  
Hotline for Epson Printer Prices.  
We'll send you any info you need  
on any of our products.



## EPSON

MX-80 FT  
FX-80

MX-100  
FX-100

RX-80

*Our Epson Prices are So Low,  
We Can't Even Print Them!*

## STAR MICRONICS

Gemini 10X \$319.95  
Gemini 15 \$499.95



918/825-4844

# AMERICAN

118 SO. MILL ST  
PRYOR, OK 74361  
(918) 825-4844

Small  
Business  
COMPUTERS

### NEED INFO QUICK?

Then just call our automated TOLL FREE answering machines. Leave your name, address, and phone number. Requests will be mailed 1st Class the same day. **Only requests for product information will be processed**, all others will be disregarded by our answering service.

CALL 1-800-331-3896

*In Oklahoma Call*

1-918-825-4844 ✓ 217

put your file in ASCII format to process it with Remover. Load your program in Basic and save it by adding A to the file name.

The reduced file has the same initial file name and the extension /RR, signifying that you've removed the program's remarks. You can leave the file in its ASCII format or save space by changing it back to compressed format. To do so, load the new file and save it without adding the A to the file name. ■

*Charles R. Perelman is an attorney and CPA specializing in estate and tax planning. He can be reached at 1800 Century Park East, Suite 1105, Los Angeles, CA 90067.*

*Listing continued*

```

3240 IF Q=0 OR Q=LEN(LQ$) THEN RETURN 'NO SECOND QUOTE OR END OF LINE
3250 LQ$=RIGHT$(LQ$,LEN(LQ$)-Q) 'MOVE TO SECOND QUOTE
3260 IF INSTR(LQ$,"")=0 AND INSTR(LQ$,"REM")=0 THEN RETURN 'NO REMS AFTER Q
      UOTES
3270 Q=INSTR(LQ$,CHR$(34)):IF Q>0 THEN LQ$=RIGHT$(LQ$,LEN(LQ$)-Q):GOTO 3230
'LOOK FOR ADDITIONAL QUOTES
3280 IF INSTR(LQ$,"")>0 THEN L$=LN$+LEFT$(LRS,LEN(LRS)-LEN(LQ$)+INSTR(LQ$,"")-
1):RETURN 'NO MORE QUOTES, CHOP REM
3290 FOR X=LEN(LQ$) TO 1 STEP -1:IF MID$(LQ$,X,1)=":" THEN L$=LN$+LEFT$(LRS,(LEN
(LRS)-LEN(LQ$)+X-1)):RETURN ELSE NEXT 'REMOVE LAST COLON WITH REM
4800 *****
4810 'END OF PROGRAM
4820 PRINT@565;"DO YOU WANT TO PROCESS ANOTHER PROGRAM? (Y/N) ";
4830 Z$=INKEY$:IF Z$="" THEN 4830
4840 IF INSTR("YN",Z$)=0 THEN PRINT CHR$(8):GOTO 4820 'TRAP BAD ENTRY
4850 IF Z$="Y" THEN 2020 ELSE PRINT:PRINT:PRINTTAB(20)**** END OF PROGRAM ****:E
ND
5000 *****
5010 'ERROR ROUTINES
5020 IF ERR=53 THEN PRINT:PRINT"FILE NOT FOUND":GOSUB 6020:RESUME 2030
5030 IF ERR=54 THEN PRINT:PRINT"FILE IS NOT ASCII FORMAT. CANNOT BE PROCESSED":
GOSUB 6020:CLOSE:RESUME 2030
5040 IF ERR=52 THEN PRINT:PRINT"YOU DID NOT OPEN FILES. PROGRAM WILL END AND RE
TURN TO TRSDUS";:FOR X=1 TO 1500:NEXT:SYSTEM
6000 *****
6010 'PAUSE
6020 PRINT:PRINT"PRESS ENTER TO CONTINUE";
6030 Z$=INKEY$:IF Z$="" THEN 6030 ELSE RETURN

```

F If flag F=1 whole line is REM and is not output  
F\$ Name of original ASCII file  
FI\$ New file name with REMs removed and "/RR" added  
L\$ One line of ASCII input or output file  
LN\$ Line number  
LQ\$ Partial line which included quotes  
LRS Balance of line excluding line number  
N Index for INSTR in file name  
Q Index for INSTR to find quotes  
S Index for first space to isolate line number  
X Counter variable  
Z\$ INKEY\$ character input

*Table 1. Variables list.*

Lines 1020 and 5040 change 'SYSTEM' to 'CMD"S'  
Line 2140 change CHR\$(31) to CHR\$(23)  
Line 2250 change CHR\$(30) to CHR\$(28)  
Line 4020 change print@ location from 565 to 455

*Table 2. Conversions for Model I/III.*

Be sure Model 100 is set at MAXFILES=2

Delete lines 1020, 2040, 2120, 2130, 5030

Reformat print lines to fit Model 100 screen.

Change :

line 2140 eliminate CHR\$(31)  
line 2250 eliminate CHR\$(30)  
line 5020 change 53 to 52  
line 5040 change 52 to 51

Add:

2035 FI\$="RAM:"+F\$  
2040 F1\$="RR"+LEFT\$(F\$,3)+".DO"  
2045 FO\$="RAM:"+F1\$  
2120 OPEN FI\$ FOR INPUT AS 1  
2130 OPEN FO\$ FOR OUTPUT AS 2

*Table 3. Conversions for Model 100.*

# Why aren't you using 'Trashman'?

1. I don't have a TRS-80
2. I don't use any BASIC programs
3. I never heard of "TRASHMAN"
4. I don't believe it will work.
5. I don't mind waiting for the computer.
6. I haven't gotten around to ordering it.
7. (your excuse here)

Have we gotten your interest?  
If so, see our ad on page 325.

# PROSOFT®

"TRASHMAN"™ ...the speedup program for your TRS-80.™

✓ 95



# HEY! JOE COMPUTER INC.!

## BEAT THESE DISK DRIVE PRICES!

(It's impossible — and you darn well know it!)

### TEAC "Slimline" — 1/2 the width of a regular minifloppy disk drive

	1 Drive with Power Supply & Cabinet	2 Drives in One Cabinet	Bare Drive
40 Track, Single Sided	<b>\$219.95</b>	<b>\$399.95</b>	<b>\$179.95</b>
40 Track, Double Sided	<b>\$249.95</b>	<b>\$459.95</b>	<b>\$209.95</b>
80 Track, Double Sided	<b>\$299.95</b>	<b>\$559.95</b>	<b>\$259.95</b>



### NOW...BEAT THIS WARRANTY

## 1 YEAR

Our minifloppy disk drives will work on TRS-80 Models 1, 3, and 4, the IBM Personal Computer and the Radio Shack Color Computer. All drives for the Model 1, and the 3rd & 4th drive for the Models 3 & 4 require a power supply & cabinet and drive cable (\$29.95). The second drive for Models 3 & 4 is a bare drive. The first 2 drives for the IBM PC are bare drives; the 3rd and 4th drives require power supplies & cabinets. Color Computer disk drives require power supplies and cabinets. In addition, the 1st drive on a color computer requires a ROM pack & cable (\$169.95). The second drive for a Model III requires a power cable (\$10). If you have had your 1st drive on a Model 4 installed since you bought the Model 4, the second drive requires a power cable (\$10).

**Drive 0 Kit  
for the Model 3  
\$399**

*Complete with drive &  
complete installation instructions*

### TANDON Minifloppy Disk Drives

	Drive with Power Supply & Cabinet	Bare Drive
40 Track, Single Sided	<b>\$239.95</b>	<b>\$189.95</b>
40 Track, Double Sided	<b>\$319.95</b>	<b>\$269.95</b>
80 Track, Single Sided	<b>\$329.95</b>	<b>\$279.95</b>
80 Track, Double Sided	<b>\$369.95</b>	<b>\$319.95</b>



**918/825-4844**

**AMERICAN**

118 SO MILL ST  
PRYOR, OK 74361  
(918) 825 4844

**SMALL  
BUSINESS  
COMPUTERS**

#### NEED INFO QUICK?


Then just call our automated TOLL FREE answering machines. Leave your name, address, and phone number. Requests will be mailed 1st Class the same day. **Only requests for product information will be processed.** all others will be disregarded by our answering service.

CALL 1-800-331-3896

In Oklahoma Call  
1-918-825-4844

# Straddle the Market

by John Bell



**T**his quick introduction to stock options should give you some money-making ideas.

The stock market is no place for amateurs, but with my Straddle Program and your Model I or III, Wall Street may have to make room for a few more professionals.

The program helps you select a straddle with good potential. You can profit whether the market goes up or down, as long as it does not go too far in either direction (see the Program Listing).

```

ENTER STOCK SYMBOL & NO SHARES? GM
?? 800
ENTER MARKET PRICE OF PUT & CALL? 1.625
?? .3125
EXPIRATION MO. ? CURRENT MO. & DAY? 6
?? 4
?? 17
ENTER INTEREST RATE %? 15
IF VOLATILITY IS KNOWN ENTER TWO 0s OTHERWISE ENTER THE HI AND
LO STOCK PRICE? 59
?? 39
STOCK PRICE AND STRIKE PRICE AND DELTA STRIKE PRICE? 52
?? 60
?? 10.
  
```

Table 1. General Motors split straddle, April 17, 1981.

GM	STOCK PRICE	STRIKE PRICE	DELTA STRIKE	DAYS
	52	50	10	62.05
VOLATILITY	CALL MKT	PUT MKT	STRAD MKT	
.27	.3125	1.625	1.9375	
CALL THEO	PUT THEO	STRAD THEO	DIFF	
.46	.98	1.45	.48	
HI BE	LO BE	MARGIN	NO SHARES	
61.68	48.31	9444	800	

Table 2. A good straddle.

## The Market

A stock option is a contract to buy or sell a stock (in 100-share lots) at a fixed price any time before a fixed date. The price is known as the *strike price* and the date is the *expiration date*.

A *call* is a contract to sell and a *put* is a contract to buy. A *straddle* is a call and a put covering the same stock. Straddles usually have the same expiration date but may have different strike prices. A straddle with two strike prices is a *split straddle*. Options on the US markets expire the third Friday of each month, usually after a nine-month life.

A naked option is one written (sold) by a person not owning the stock covered by the option. He has to deposit a cash or security margin with the broker handling the transaction. This protects the buyer.

An option is terminated by: failure

## The Key Box

Model I and III  
16K RAM  
Cassette Basic

of the owner to exercise before expiration, exercise of the option by the owner, or repurchase of the option by the seller. About 85 percent of all options are terminated by repurchase.

Professors Black and Scholes of the University of Chicago and MIT developed a formula to calculate an option's theoretical value. Their statistical studies indicate a profit is more probable if the options are sold when the theoretical price is below market price or bought when the theoretical price is above the market.

The computation requires stock price, strike price, days to expire, interest rate, and volatility. The stock and strike prices are readily available. Interest rates are whatever you can get for your money. The program calculates the number of days to expire and the volatility.

To save you the trouble of actually counting the number of days, the program will estimate the number of days if given the expiration month and present date. The figure may be slightly in error, but not enough to materially affect the calculated price.

To calculate volatility enter the high and low stock price from the previous year (available in *The Wall Street Journal*). Or enter zeros for the high and low and then enter a volatility from an option consultant. Commissions and margins are included in the calculation.

You can select a straight or split straddle. A straight straddle has the same strike price for the put and the call. A split straddle usually has a put with a lower strike price than the call. The difference is called *delta strike*. If you enter a split straddle in the program enter the high strike price first. For a straight straddle the delta strike is zero.

Table 1 shows data entered for a General Motors split straddle from information available on April 17, 1981. This straddle has a June 60 call and a June 50 put. Table 2 shows the completed calculation. This is a good straddle to write. The market price is above the theoretical price and more than 13 points are between the high and low break-even prices.

June 19th—the call and the put are listed at 1/16. Neither will be exercised because the price is 55½. This means you do not have to buy them back. The profit is \$1.78 on each of the 800 shares, or a little more than \$1,400. This works out to about 85 percent profit on the \$9,444 margin on an annual basis.

Punch it in and good luck! ■

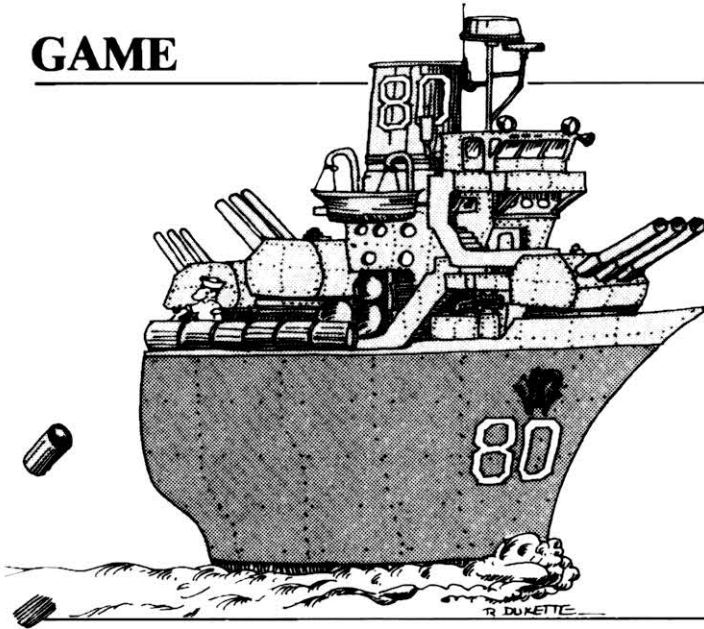
John Bell can be reached at 101 SW 58th Terrace, Cape Coral, FL 33904.

```

8 CLS
9 INPUT "ENTER STOCK SYMBOL & NO SHARES";A1$,S
10 INPUT "ENTER MARKET PRICE OF PUT & CALL";PM,CM
11 INPUT "EXPIRATION MO. & CURRENT MO. & DAY";T,T1,T2
15 T3 = T*.0833+.051; T9=T1*.0833; T3 =T3-T9
16 A3=T3-(T2/365)
17 IFA3<0 THEN 19
18 GOTO 20
19 A3=1+A3
20 INPUT "ENTER INTEREST RATE %";A5
21 A5= A5/100
30 INPUT "IF VOLATILITY IS KNOWN ENTER TWO 0s OTHERWISE ENTER
THE HI AND LO STOCK PRICE";V1,V2
31 IF V1 = 0 THEN 38
32 V3=V1-V2; V4= (V1+V2)/2 :A4= (V3/V4)[(.83)*.57
33 GOTO 40
38 INPUT "ENTER ACTUAL VOLITILITY";A4
40 INPUT "STOCK PRICE AND STRIKE PRICE AND DELTA STRIKE PRICE";
A1,A2,DE
50 A=A4*(A3[.5]); A7=A5*A3;B=A1/A2;C=1/A*(A7+LOG(B)); A6= C+(A
/2);X=A6
52 IF A6>0 THEN GOTO 56
54 A6=A6*(-1)
56 A9=1/((A6*.3327)+1);D=A9*(-.12);I=A9[(2)*.9371
58 E=A9*(D+I+.4362);F=A6[(2);G=F/2*-1 :H=2.7183[(G)/2.5066
59 I = E*H
60 IF X<0 THEN GOTO 64
62 I=((-1)*I+1)
64 K=I*A1;Z6=C- (A/2)
66 IF Z6>0 THEN GOTO 70
68 Z6=Z6*(-1)
70 Z9=1/((Z6*.3327)+1)
72 D2=Z9*(-.12); I2= Z9[(2)*.9371;E2=Z9*(D2+I2+.4362)
74 F2=Z6[(2);G2=F2/2*(-1);H2=2.7183[(G2)/2.5066;I2=E2*H2
76 IF X<0 THEN GOTO 82
77 IF A1<A2 THEN 82
78 IF I2<0 THEN GOTO 82
80 I2= I2*(-1)+1
82 L2=A2*I2*(2.7183[(-A7)])
84 O= K-L2;Y=A3*A5*(-1);P=2.7183[(Y)*A2-A1+O;IFQ=10 GOTO 89
86 Q=10;O1=O;A2=A2-DE;GOTO 50
89 O=O1
90 PO=PM
91 GOSUB 200
92 RP=PM - CO : PO=CM
93 GOSUB 200
94 RC=CM - CO: RS=RP+RC : PO=RS
95 GOSUB 200
96 BS=RS - CO: HB=A2+BS+DE;LB=A2-BS
97 IF DE=0 THEN 103
98 IF A1< A2 THEN 102
99 IF A1 > A2+DE THEN 101
100 MC=ABS ((A1-A2)-DE/2) :MC=(DE/2-MC)*-1: GOTO 105
101 MC = A1-(A2 +DE): GOTO 105
102 MC = ABS(A2-A1): GOTO 105
103 MC = ABS(A1-A2): GOTO 105
105 MA=A1*.3 -(RC+RP) + MC : MR= MA*S
108 SM=CM+PM: ST=O+P: DF=SM-ST
110 Y=A3: GOSUB 130:A3=Y1:Y=A4:GOSUB 130:A4=Y1:Y=O:GOSUB130:O=Y1
:Y=P: GOSUB 130:P=Y1
112 Y=ST:GOSUB 130:ST=Y1:Y=DF:GOSUB 130:DF=Y1:Y=HB:GOSUB 130:HB=
Y1:Y=LB:GOSUB 130:LB=Y1
114 X1$="STOCK PRICE":X2$="STRIKE PRICE":X3$="DELTA STRIKE": X4$
="DAYS"
116 X5$="VOLATILITY": X6$="CALL MKT":X7$="PUT NKT":X8$="STRAD MK
T"
118 U1$="CALL THEO":U2$="PUT THEO":U3$="STRAD THEO":U4$="DIFF"
120 U5$="HI BE":U6$="LO BE":U7$="MARGIN":U8$="NO SHARES"
122 GOTO 148
130 Y1=Y*100;Y2=INT (Y1):Y1=Y2*.01
132 RETURN
148 CLS
149 PRINTA1$
150 PRINTX1$,X2$,X3$,X4$
152 PRINTA1,A2,DE,A3*365
154 PRINT
156 PRINTX5$,X6$,X7$,X8$
158 PRINTA4,CM,PM,SM
160 PRINT
162 PRINTU1$,U2$,U3$,U4$
164 PRINTO,P,ST,DF
165 PRINT
166 PRINTU5$,U6$,U7$,U8$
168 PRINTHB,LB,MR,S
170 END
200 IF PO<1 THEN 204
201 S1=(LOG(S)*(.0017)*(-1)+(.0235))*PO
202 S2=1/S[(.284)*.611;CO=S1+S2: GOTO 206
204 CO=PO*.1
206 RETURN

```

Program Listing. Straddle.



# Depth Charge

by L.B. Cebik

**T**his simulation of a sea battle offers the beginning programmer a chance to develop his talents at moving objects on the screen.

Depth Charge is a simulation of a sea battle with you in command of the destroyer; the object is to destroy as many undersea installations as possible by using depth charges. Since depth charges aren't as accurate as missiles, it takes luck as well as skill.

The game uses under 2K of memory, fewer if you omit the remarks.

If you're a beginning programmer in Basic, this program gives you a platform on which to experiment. You can revise the program and test your skill in handling the elements of Basic.

When running through the program,

you'll encounter both point and character graphics, and ways to make them track each other. Subroutines are used extensively to keep the graphics moving. You set up the targets with a random number routine. At the end of the program are optional explosion effects.

Print and overprint techniques pack the maximum material onto the display without restricting the action. You can vary or restructure any of these elements to improve the game, to practice programming, or just to see what will happen.

Program Listing 1 shows the pro-

gram without explosion effects.

Line 20 initializes the values. Figure 1 lists the variables and their meanings. The most important variables are C and S, for scoring, and Z.

Put the targets on line 39, and let the random number feature place them in positions 4-110. Save the first four to prevent later explosions from falling off the screen. I don't use the 17 positions to the right because the combination of the ship's size and the trajectory of the charges keeps them out of striking range. Some of the numbers in the routine may be repeats; hence, I set out 18 targets to be sure I have at least a dozen to hit.

The ship is created from the characters available from 128-191. This ship is a one-line, seven-character object. (See Fig. 2.) Note that the first character on the left is a blank. As the ship moves from left to right across the screen, this blank leaves a clean path behind. If you select the right characters, you can create a sea surface behind your vessel.

Lines 60-140 move the ship; it cycles from positions 128-186 (all on character line 3). Stop before you reach the last position (191), or a piece of the ship remains on the right edge of the screen. Remember, you count its position from its left-most character. You now have a permanent ship on the right side of the screen after the first pass. Line 80 erases it by overprinting spaces when the ship returns to the left.

While moving the ship from space to


Variable	Meaning	Range
Main Game		
A	Position of ship	128 to 186
C	Number of charges fired	0 to indefinite
S	Number of strikes	0 to 10
T	Number of targets	up to 18
TH	Horizontal position of target	4 to 110
X	Horizontal position of charge	0 to 119
Y	Vertical position of charge	8 to 40
Z	Quasi-random factor	2 or 3
Q	Position of "Boom"	920 (898-946)
A\$	Ship characters	
B\$	INKEY\$ to fire (F) or slow (S)	
C\$	INKEY\$ to replay (N) or end (E)	
Q\$	"Boom"	
R\$	Spaces to clear "Boom"	
Additions for explosion effects:		
XA, XB	Horizontal position-fragments	X to X + -3
YZ	Vertical position-fragments	38 to 35

Figure 1. Variables list.

## The Key Box

**Model I and III**  
**2K RAM**  
**Level II Basic**

# TIME TO GET M-ZAL®!



*End your programming frustration with the M-ZAL disk assembler. M-ZAL's modular, structured approach to program development will solve your programming dilemmas.*

Attack and complete the most difficult tasks with ease and confidence. M-ZAL out performs every disk assembler on the market with speed, power and features the others can't begin to touch. *Read what the experts have to say about M-ZAL:*

**"...the most powerful assembler you'll find available for the TRS-80."**

— Dan Robinson  
Infoworld  
M-ZAL Review

**"M-ZAL is an extremely powerful program development tool... If you are a professional programmer, you owe it to yourself to buy this package..."**

— Bruce Douglass  
M-ZAL Review  
80 Microcomputing

**"No serious assembler language programmer should be without M-ZAL. It is one of the best programs ever written for the TRS-80."**

— William M. Demas  
Author of PANIK and  
FORBIDDEN PLANET

## M-ZAL Release 3 features:

- New M-ZAL labelling Disassembler!
- New XBUG-II debugger/monitor!
- Full Screen Text Editor
- Full Screen Option Menus
- Multi-pass MACRO assembler
- Nested \*INCLUDES (source file nesting/chaining)
- New conditional assembly ops!
- Module Linker (ENTRY/EXTRN and relocation)
- New linker OVERLAY facility
- Support for all popular source file formats

## M-ZAL (Requires 32K, 2 disk system):

- |           |       |                     |                |
|-----------|-------|---------------------|----------------|
| # 1050-10 | Mod 1 | <del>\$149.00</del> | <b>\$99.95</b> |
| # 1250-10 | Mod 3 | <del>\$149.00</del> | <b>\$99.95</b> |

**Price  
Break-  
through!**

## Other Quality Products Available

T-ZAL: custom designed for the Model 3, this tape based assembler has many of M-ZAL's most desired features.

- |           |            |         |
|-----------|------------|---------|
| # 1250-20 | Mod 3 only | \$49.95 |
|-----------|------------|---------|

Full Screen Text Editor for BASIC: we were the first to give the TRS-80 this indispensable ability! A must for every BASIC programmer.

- |           |           |                             |
|-----------|-----------|-----------------------------|
| # 1210-20 | Mod 1 & 3 | \$29.95 tape; \$34.95 disk. |
|-----------|-----------|-----------------------------|

Mail Orders – Specify catalog number, enclose check, money order, or MC/VISA numbers and expiration date. Add \$2.00 for shipping, \$10.00 outside USA & Canada. NY State residents add applicable sales tax.

**800-354-5400** (orders only.) – for info call (914)-937-6286

 **COMPUTER  
APPLICATIONS  
UNLIMITED®**  
a div. of CAU, Inc.

P.O. Box 214, Dept. M Rye, NY 10580 914-937-6286

TRS-80 is a TM of Tandy Corp. M-ZAL is a TM of CAU, Inc. Z-80 is a TM of Zilog, Inc.

```

1  '**DEPTH CHARGE**': A GAME OF SKILL & LUCK, BY L. B. CEBIK.
   CREATED 7-1-81 ON TRS-80 III USING BASIC ONLY.
2  'REQUIRES LESS THAN 2K OF MEMORY TO STORE AND RUN.  USES
   SUBROUTINES TO KEEP THE PACE OF THE SHIP AND CHARGES VERY
   FAST.  TO SLOW SHIP, ADD LINES BETWEEN 60 & 140.
10 CLS:PRINT @ 4,"**DEPTH CHARGE**";PRINT @ 31,"PRESS <F> TO FI
RE; <S> TO SLOW."
20 C=0:S=0:A=128:Q=920:X=0:Y=0:Z=2  'INITIALIZE VALUES
30 FOR T=1 TO 18:TH=RND(110):IF TH>3 THEN SET(TH,39)
40 NEXT T
50 A$=CHR$(128)+CHR$(139)+CHR$(188)+CHR$(191)+CHR$(188)+CHR$(159
)+CHR$(135)  'CREATE SHIP
60 FOR A=128 TO 186:IF A=186 THEN A=128
70 PRINT @ A,A$
80 IF A=129 THEN PRINT @ 186,"      "  '6 SPACES TO BLANK SHIP
110 B$=INKEY$:IF B$="F" OR B$="S" THEN GOSUB 200
120 PRINT @ 64,"STRIKES:";S;:PRINT "CHARGES:";C
130 IF S=10 THEN 400
140 NEXT A
200 'SUBROUTINES FOR SLOW AND FIRE.
210 IF B$="S" THEN A=A-2:GOTO 350
220 IF B$="F" THEN R$=STRING$(12," "):PRINT @ Q,R$;:C=C+1  '12
SPACES TO CLEAR BOOM
230 Z=Z+1:IF Z=4 THEN Z=2
240 X=((A-128)*2)+Z
250 FOR Y=8 TO 12:SET(X,Y):IF Y>8 THEN RESET(X+1,Y-1):RESET(X,Y-
1)
260 IF X>1 THEN X=X-1 ELSE X=X
270 NEXT Y  'LOFT OF CHARGES
280 FOR Y=13 TO 20:SET(X,Y):RESET(X,Y-1):RESET(X+1,Y-1)
290 NEXT Y
300 FOR Y=21 TO 40:SET(X,Y):RESET(X,Y-1)
310 IF POINT(X,Y+1) THEN S=S+1:PRINT @ Q,"* * BOOM * *";
320 NEXT Y:RESET(X,40):GOTO 350
350 RETURN
400 'CLOSEOUT ROUTINE
410 PRINT @ 104,"SCORE:";(S/C)*1000000
420 PRINT @ 970,"TO PLAY AGAIN, PRESS <N>; TO END, PRESS <E>.";
430 C$=INKEY$:IF C$="N" THEN 10
440 IF C$="E" THEN 450 ELSE 430
450 CLS:PRINT @ 527,"THANKS, AND HOPE TO SEE YOU SOON!"
490 END

```

Program Listing 1. The Basic Game

Program Listing 2. Depth Charge with Sound

```

1  '**DEPTH CHARGE**': A GAME OF SKILL & LUCK, BY L. B. CEBIK.
   CREATED 7-1-81 ON TRS-80 III USING BASIC ONLY.
2  'REQUIRES LESS THAN 2K OF MEMORY TO STORE AND RUN.  USES
   SUBROUTINES TO KEEP THE PACE OF THE SHIP AND CHARGES VERY
   FAST.  TO SLOW SHIP, ADD LINES BETWEEN 60 & 140.
10 CLS:PRINT @ 4,"**DEPTH CHARGE**";PRINT @ 31,"PRESS <F> TO FI
RE; <S> TO SLOW."
20 C=0:S=0:A=128:Q=920:X=0:Y=0:Z=2  'INITIALIZE VALUES
30 FOR T=1 TO 18:TH=RND(110):IF TH>3 THEN SET(TH,39)
40 NEXT T
50 A$=CHR$(128)+CHR$(139)+CHR$(188)+CHR$(191)+CHR$(188)+CHR$(159
)+CHR$(135)  'CREATE SHIP
60 FOR A=128 TO 186:IF A=186 THEN A=128
70 PRINT @ A,A$
80 IF A=129 THEN PRINT @ 186,"      "  '6 SPACES TO BLANK SHIP
110 B$=INKEY$:IF B$="F" OR B$="S" THEN GOSUB 200
120 PRINT @ 64,"STRIKES:";S;:PRINT "CHARGES:";C
130 IF S=10 THEN 400
140 NEXT A
200 'SUBROUTINES FOR SLOW AND FIRE.
210 IF B$="S" THEN A=A-2:GOTO 350
220 IF B$="F" THEN R$=STRING$(12," "):PRINT @ Q,R$;:C=C+1  '12
SPACES TO CLEAR BOOM
230 Z=Z+1:IF Z=4 THEN Z=2
240 X=((A-128)*2)+Z
250 FOR Y=8 TO 12:SET(X,Y):IF Y>8 THEN RESET(X+1,Y-1):RESET(X,Y-
1)
260 IF X>1 THEN X=X-1 ELSE X=X
270 NEXT Y  'LOFT OF CHARGES
280 FOR Y=13 TO 20:SET(X,Y):RESET(X,Y-1):RESET(X+1,Y-1)
290 NEXT Y
300 FOR Y=21 TO 40:SET(X,Y):RESET(X,Y-1)
310 IF POINT(X,Y+1) THEN S=S+1:PRINT @ Q,"* * BOOM * *";
320 NEXT Y:RESET(X,40):GOTO 350
350 RETURN
400 'CLOSEOUT ROUTINE
410 PRINT @ 104,"SCORE:";(S/C)*1000000

```

Listing 2 continued

space, insert the INKEY\$ function for the subroutines to slow the ship and to fire the charges. Since I did not include the entire routines here, the ship moves swiftly; to slow it, insert more program lines, by dividing up instructions now appearing on one line.

Before the end of the game, you have to learn how to score, and that happens in the subroutines.

### The Subroutines

Although there appear to be only two subroutines, at lines 200 and 400, respectively, there are actually three. The first is short, but important. Line 210 moves the ship back two spaces when you press the S key. This allows another shot at almost, but not quite, the same position. Each time, line 350 returns you to the main program.

Line 220 of the program and the F key fire the depth charges. When you fire the charge, two things happen. First, the charge count goes up by one. Then 12 spaces print at position 920 to erase the boom effect. If nothing is hit the spaces don't show. After a hit, the next shot erases the boom created in line 310. Note that on this and other print lines of the program, a semi-colon sometimes prevents the cursor from moving to the next line and erasing part of the game; be sure you include these items in your version of the program.

The charges use the point graphics. Since the point graphics and the character graphics use different counting systems, you must find a way to make them track each other so the charges emerge from the ship rather than empty space. The formula is in line 240; it is only one of several ways to have the point position (X) track the character position (A). Without Z the formula returns only even-numbered answers. Since many of the targets are at odd-number positions, you may never finish a game without an adjustment.

Z's job is to alternate between the value of 2 and 3 with every new shot. Use these numbers, rather than zero and 1 so the charge emerges from the ship instead of the blank space behind it. Shots alternate between odd and even places, but the values are not successive. Hence, you get a quasi-random effect in the shot pattern that causes the player to bracket a target with successive shots.

To create a depth charge with loft, you divide the task into three parts. The first part, lines 250-270, creates the loft between vertical positions 8 and 12. Line 260 keeps the backward motion of the charge from carrying the charge off-

```

420 PRINT @ 970, "TO PLAY AGAIN, PRESS <N>; TO END, PRESS <E>.";
430 C$=INKEY$:IF C$="N" THEN 10
440 IF C$="E" THEN 450 ELSE 430
450 CLS:PRINT @ 527, "THANKS, AND HOPE TO SEE YOU SOON!"
490 END
500 'SUBROUTINE FOR STRIKES
510 S=S+1:XA=X:XB=X
520 Q$="** * BOOM * **":Q=INT((X-12)/2)+896:IF Q<896 THEN Q=896
530 PRINT @ Q,Q$
540 FOR YZ=38 TO 35 STEP -1:IF YZ>35 THEN SET(XA,YZ):SET(XB,YZ)
550 IF YZ<38 THEN RESET(XA-1,YZ+1):RESET(XB+1,YZ+1)
560 XA=XA+1:XB=XB-1
570 NEXT YZ
580 RETURN

```

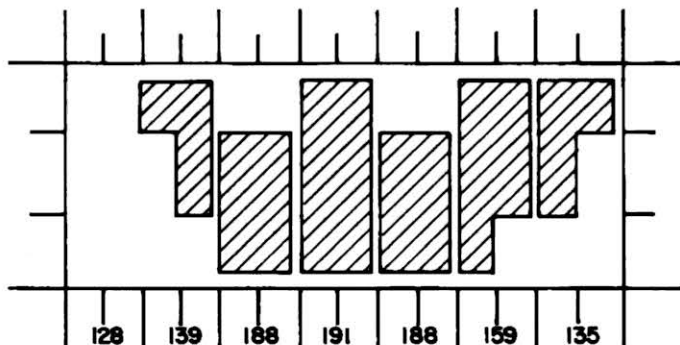


Figure 2. Construction of the ship.

screen, which would cause the computer to interrupt the program. The extra Reset instruction is needed to erase the traces of this adjustment, which occurs in horizontal positions 1-3.

Part 2 of the process is the straight drop; it has an extra Reset function to erase the remnant point created by the last vertical turn. Since this Reset might erase an extra target when you reach vertical position 39, eliminate it at vertical position 21 by entering the third part of the drop. If you hit a target, the strike count goes up by one. Add effects at position 920. You drive the charge through the target to vertical position 40, because you're resetting one point behind and the target at vertical position 39 does not go out until you hit vertical position 40. Before leaving subroutine, erase the point at vertical position 40.

Add some explosion effects with a revision to line 310, and about eight new lines of programming. I omitted them so the game will fit in 1K of memory once the remarks are deleted.

### Closing Out

When you get 10 strikes (or however many you wish within limits of the screen), the game ends. The maximum score is a million, but don't expect scores over a few hundred thousand until you master the slow-down movement.

Instructions are provided for either playing again or ending the program. Another INKEY\$ step provides the op-

Line 510 records your strikes and establishes two new variables, XA and XB; to play again, return to line 10 for a new batch of random targets.

To run the game with sound, see Program Listing 2. Revise line 310 to go into a new subroutine.

XA, which begin with values equal to X. Before you use these variables, lines 520 and 530 reproduce the boom that used to be in line 310. The formula qualification, and the target spaces protected at either end of the line, prevent the boom from exceeding its character line at the screen edges. Lines 540-570 create angular progressions of dots (the explosion) moving up and away from the target. The effect is small, but definite. Your score goes down after adding the effects, since with each strike they distract you from the ship.

All in all, the program is pretty versatile for being so simple. There is room in this program to change many things; for example: the ship graphics, the method of selecting targets, the organization of the messages and other display elements, the trajectory of the charges, the method of scoring, and the way the ship and charges track.

There are other Basic instructions not used in this game; you might think of a good way to use them for additional effects. ■

Contact L.B. Cebik at 5105 Holston Hills Road, Knoxville, TN 37914.



## Sure it's insured?


SAFWARE™ Insurance provides full replacement of hardware, media and purchased software. As little as \$35/yr covers:

- Fire • Theft • Power Surges
- Earthquake • Water Damage • Auto Accident

For information or immediate coverage call:

# 1-800-848-3469

(In Ohio call 1-800-848-2112)

368  COLUMBIA NATIONAL GENERAL AGENCY

## VITAMIN and MINERAL DEFICIENCY CHART

Your computer will analyze your answers to 192 questions concerning your body and then print a chart showing probable deficiencies of 33 vitamins and minerals plus protein and fat. (Such questions as: Do your eyes hurt when you go out into the sun? Is your hair beginning to grey? Do you sleep well? etc etc.)

Comes complete with 50 questionnaires, 50 blank Nutritional program forms, instructions on completing the Nutritional forms from your computer generated chart, and an excellent instruction manual and a 5 1/4 inch disk. This program can put you into a business of your own selling nutritional programs.

**ALLIED SYSTEMS CO.**  
P. O. BOX 245 TRONA, CALIF. 93562

FOR MODELS I/III/4 48K 619 372-5355  
C. O. D. AND MONEY ORDERS \$89.50  
ARE RUSH ORDERS ✓140



## TREND ANALYSIS PROGRAM

A COMPUTER AID FOR INVESTORS

Calculates moving averages & deviation from trend. Uses your printer to make graphs with scales of your choice. Creates & maintains disk data files.

Ideal for technical analysis of stocks, options, commodities or any numerical series. Supplied on disk with 5 yrs of daily NYSE Composite Index prices and 52 page Users Guide.

For TRS-80 Model I, III or 4. Requires 48K, two disks and printer.

Other investment software available. ✓359

\$45 Postpaid in USA, Canada Harley D. Wilbur 9709 Elrod Road Add \$7 elsewhere Kensington, Maryland 20895 Free Brochure (301) 949-8131 after 6 p.m.

# Extend Radio Shack's Editor/Assembler

by Robert J. Fleck

**H**ere are some new features for the Radio Shack Editor/Assembler. Extend lets you check your object code while you use the editor/assembler.

## Program Listing. Extend.

```

00100 ;EXTEND      R. J. FLECK
00105 ;           VER 1.1      APRIL 10, 1983
00110 ;           BEGINS      5D00H   23808D
00120 ;           ENDS       615EH   24926D
00130 ;           ENTRY      60FBH   24824D

40B1 00140 MEMSAV EQU 40B1H
4113 00150 ENDPTR EQU 4113H
4115 00160 TXTPTR EQU 4115H
41C3 00170 SYMBPT EQU 41C3H
430B 00180 CURSR EQU 430BH
4617 00190 KEYIN EQU 4617H
468A 00200 ASMBEG EQU 468AH
46A2 00210 RENTRY EQU 46A2H
466C 00220 RDYADD EQU 466CH
472F 00230 WRTMSG EQU 472FH
4737 00240 LNINC EQU 4737H
4739 00250 VIDMGR EQU 4739H
48E4 00260 RDYMSG EQU 48E4H
5D00 00270 ORG 5D00H
5D00 CD065F 00280 EXTIN CALL CLSCRN ;CLR SCRN & HOME CURSOR
5D03 21D048 00290 LD HL,48D0H ;TAPE EN/DIS ABLED MSG
5D06 CD2F47 00300 CALL WRTMSG ;WRITE MESSAGE ROUTINE
5D09 213260 00310 LD HL,PTMSG ;DISPLAYED ADDRESS HDRS
5D0C CD2F47 00320 CALL WRTMSG
5D0F 21B160 00330 LD HL,BUFBEQ ;BEG-TXT ADDRESS
5D12 CD365F 00340 CALL PTROUT ;PRINT THE HEX ADDRESS
5D15 2A1541 00350 LD HL,(TXTPTR) ;TXT-PTR ADDRESS
5D18 CD365F 00360 CALL PTROUT
5D1B 2AC341 00370 LD HL,(SYMBPT) ;SMB-PTR ADDRESS
5D1E CD365F 00380 CALL PTROUT
5D21 2A1341 00390 LD HL,(ENDPTR) ;END-TXT ADDRESS
5D24 CD365F 00400 CALL PTROUT
5D27 2A2A60 00410 LD HL,(SAVMEM) ;SAV-MEM ADDRESS
5D2A CD365F 00420 CALL PTROUT
5D2D 2A1660 00430 LD HL,(BEGCD) ;BEG-CD ADDRESS
5D30 CD365F 00440 CALL PTROUT
5D33 2A1460 00450 LD HL,(LOADER) ;END-CD ADDRESS
5D36 CD365F 00460 CALL PTROUT
5D39 2A1860 00470 LD HL,(CDSIZE) ;CD-SIZE LENGTH
5D3C CD365F 00480 CALL PTROUT
5D3F CD3747 00490 CALL LNINC ;ADVANCE LINE ROUTINE
5D42 217160 00500 LD HL,CHSMG ;COMMAND CHOISE MSG
5D45 CD2F47 00510 CALL WRTMSG
5D48 CD3747 00520 GETCMD CALL LNINC
5D4B 3E2A 00530 LD A,'*'
5D4D CD0D5F 00540 CALL DSPLYA ;DISPLAY CONTENTS OF A
5D50 CDF75E 00550 CALL INKEY ;GET THE COMMAND
5D53 CD0D5F 00560 CALL DSPLYA ;DISPLAY COMMAND
5D56 FE4D 00570 CP 'M' ;<M>EMORY DUMP?
5D58 283B 00580 JR Z,MEMDMP
5D5A FE53 00590 CP 'S' ;<S>ET BREAK POINT?
5D5C CA055E 00600 JP Z,SETBRK
5D5F FE4A 00610 CP 'J' ;<J>UMP TO ASMBLD CODE?
5D61 2004 00620 JR NZ,APPRVL
5D63 CD975E 00630 CALL INPTHX ;GET JUMP ADDRESS
5D66 E9 00640 JP (HL) ;JUMP TO THAT ADDRESS
5D67 321B60 00650 APPRVL LD (COMMD),A ;SAVE COMMAND
5D6A CDF75E 00660 CALL INKEY ;APPROVE COMMAND
5D6D FE0D 00670 CP 0DH ;ENTER KEY?

```

Listing continued

I wrote a modification called Extend that adds new features to version 1.2 of the Radio Shack Editor/Assembler. Extend assembles object code to memory, executes it, and returns to the Editor/Assembler. It also supports limited monitor capabilities such as setting and resetting break points. Additionally, Extend lets you display memory in hexadecimal and ASCII formats on the video monitor.

## Background

This program occupies memory normally used by the Editor/Assembler for its text buffer (see the Table). Extend can reside here because it resets beginning-of-text buffer and end-of-memory pointers during its initialization process. After this process is complete, the memory occupied by the Extend initialization code becomes available to the Editor/Assembler as the start of its text buffer.

By implementing Extend in this fashion, you can use it in 16K, 32K, or 48K systems without modification. Another benefit is that the program establishes the text buffer's upper boundary at power-up. This provides the different amounts of text buffer area needed by programs depending on the amount of commented source statements.

## The Key Box

**Model I and III  
16K RAM  
Assembly Language  
Radio Shack Editor/Assembler**



★ **FREE SHIPPING** ★

WITHIN CONTINENTAL 48 STATES  
ON PREPAID CASH & COD ORDERS ONLY.

**MICRO IMAGES**  
INDUSTRIES INC.

**MICRO IMAGES**  
INDUSTRIES INC.

TRY US!

VISA

COD



**TOLL FREE ORDER LINE**  
CALL TOLL FREE INFORMATION  
1-800-555-1212 FOR OUR NEW TOLL FREE  
ORDER LINE.  
ORDERS ONLY— New York Orders & Information  
Call (212) 445-7124

**FREE RIBBONS**

Receive a FREE RIBBON when you place an order over \$100.00 and mention this ad. Specify which cartridge or reload you require when ordering. Offer includes all reloads and cartridges listed except MX100, ANADEK and CENTRONIC cartridges. Offer good thru October 31, 1983. Limit one per order.

**STOP & SHOP**

- BOOKS  SOFTWARE
- PRINTERS  RIBBONS
- COMPUTERS  ACCESSORIES
- SPOOLERS  MODEMS
- DISKETTES  MONITORS

**\$124.95**  
**DATAWRITER**  
NEW VERSION  
SPECIFY MDL I or III

**\$129.95**  
**COPYART II**  
MODEL I or III  
SPECIFY PRINTER

**\$89.95**  
**MULTIDOS**  
SPECIFY MDL I or III  
SINGLE OR DOUBLE DENSITY

**\$139.95**  
**LAZYWRITER**  
MDL I, III or IV  
SEE LAZY OPTIONS BELOW

**NEW SCRIPT 7.1 \$109.95**  
with Mailing Label Option . . . \$119.95  
Mailing Label Option Only . . . 27.95  
See Prosoft Options Below

**MAXI CRAS**  
Model I/III  
**\$79.95**

**MAXI MGR.**  
Model I/III  
**\$99.95**

**SUPERUTILITY +**  
Mod I/III Ver. 3.0 **\$59.95**  
See New Book Below

**DOSPLUS**  
Ver. 3.5  
Model I or III  
**\$119.95**

**MZAL**  
Rel. III  
Model I or III  
**\$84.95**

**LDOS**  
Model I or III  
**\$114.95**

**DOTWRITER**  
3.0  
**\$69.95**

**SNAPP WARE**  
**10% Off \$199.95**

**DOSPLUSII**  
Model II  
**\$199.95**

**ELECTRIC WEBSTER**  
w/corr  
**\$129.95**

**ZORLOF**  
Model I or III  
**\$64.95**

**PROSOFT UTILITIES**

- TRASHMAN - Model I or III . . . \$34.95
- FASTER - Model I or III . . . 26.95
- RPM - Model I or III . . . 21.95

**LAZY OPTIONS**

- LAZY FONT (Epson) . . . 44.95
- LAZY MERGE . . . 39.95
- LAZY DOC . . . 49.95
- LAZY Draw, Do, Tab, Calc . . . 34.95

**MAIL LIST PROGRAMS**

- POWER MAIL PLUS-Mdl 2/12/16 . . . 129.95
- POWER MAIL PLUS-Mdl I/III . . . 129.95
- POSTMAN MASS MAIL-Mdl I/III . . . 74.95
- MAXI MAIL-Model III . . . 79.95
- TALLYMASTER - Model I or III . . . 69.95
- MICROTERM - Model I or III . . . 69.95
- TZAL — Model III Tape . . . 39.95
- BASIC EDITOR - Model I/III Tape . . . 24.95

**MAS 80 Acctg System**

Integrated G/L, A/R, A/P & Ck Reg.  
Retail \$599.00 **OUR PRICE \$499.00**  
Overview — \$5.00 Credited on Purchase

**BOOKS**

- How To Do It on the TRS 80 I/G . . . 27.95
- Machine Lang. Disk I/O I/G . . . 27.95
- TRSDOS 2.3 Decoded I/G . . . 27.95
- Disk + Other Mysteries I/G . . . 20.95
- Basic Decoded I/G . . . 27.95
- Custom TRS-80 I/G . . . 27.95
- Basic Faster & Better I/G . . . 27.95
- Model III/16 Visicalc W.C. Brown . . . 16.95
- Model I/III Visicalc W.C. Brown . . . 16.95
- BFLIB or BFBDEM Disk . . . 17.95
- Inside Superutility Plus 2.2 or 3.0 . . . 17.95
- Electric Pencil Manual . . . 22.95
- CPM Users Guide . . . 15.95

**SPECIAL**

**LNW 80 Model II**

With Software Bonanza!

Includes: LNW Accounting Series - G/L, A/P, A/R & Payroll, Electric Spread Sheet, Electric Pencil, Micro-term, Chart-ex, CPM 2.2, DOSPLUS & LNW Basic.  
RETAIL \$1995 **OUR PRICE \$1695.00**

- LNW SYSTEM EXPANSION II . . . 349.95
- LNW 5/8 DOUBLER . . . 169.95

**PRINTER STANDS**



**SPACE AGE**

- MX80 No Frills . . . Clear 13.50 Bronze 15.95
- MX80 Space Age . . . Clear 27.50 Bronze 29.95
- Microline 82A Space Age w/slot . . . Clear 27.50 Bronze 29.95
- Microline 83A Space Age w/slot . . . Clear 34.95 Bronze 39.95
- NEC 8023A Space Age . . . Clear 27.50 Bronze 29.95
- MX100 Space Age . . . Clear 34.95 Bronze 39.95
- Multiuse - 18x12x6x1/4 . . . Clear 24.95 Bronze N/A

**NO FRILLS**

- Clear 13.50 Bronze 15.95
- Clear 27.50 Bronze 29.95
- Clear 27.50 Bronze 29.95
- Clear 34.95 Bronze 39.95
- Clear 27.50 Bronze 29.95
- Clear 34.95 Bronze 39.95
- Clear 24.95 Bronze N/A

**MICROBUFFER** Parallel or Serial (Epson) . . . 139.95

**GEMINI 10X** . . . 329.95

**MICRO SPOILER** By Consolink 16K . . . 179.95  
64K . . . 269.95

**HAYES SMARTMODEM 300** . . . 229.95  
**HAYES SMARTMODEM 1200/300** . . . 579.95

**LYNX AUTO DIAL/ANSWER MODEL I/III** . . . 239.95

**RIBBONS**

**ZIP BOX RELOADS**

	1/2 Doz.	Doz.
Epson MX 70/80-20 Yds.	24.00	42.00
Epson MX 100-30 Yds	30.00	52.00
NEC/Prowriter-14 Yds	21.00	36.00
Centronics 730/737/739/779 or LP-III/IV-16 Yds	18.00	32.00

All ZIP BOXES are individually sealed black nylon and require no rewinding. Epson Reloads also available in red, blue, brown, green & purple. Any mix allowed.

**CARTRIDGES**

	Each	Doz.
Epson MX70/80	7.00	70.00
Epson MX100	12.00	125.00
Prowriter 8510 & NEC 8023A	7.50	80.00
RS LP III/IV	6.50	70.00
RS LP VI/VIII	6.50	65.00
RS DSY WH II or DWP 410	6.50	70.00
RS DSY WH II - Nylon	6.50	70.00
MICROLINE 80/82A/83A/92	N/A	30.00
MICROLINE 84 1/2 x 40 Yds	5.50	60.00
ANADEK - 9000 Series	13.00	135.00
Diablo Hytype II-Multi Strike	6.50	65.00
Qume-Multi Strike	5.00	50.00
NEC-5500/7700-Multi Strike	7.00	70.00
Centronic 703/04/53	11.00	120.00

Note: All cartridges black only. Minimum order 3 cartridges - any mix. For smaller quantities, add \$1.50 per order. All our reloads and cartridges are manufactured by one of the oldest and most reputable ribbon manufacturers in the country.

**FOR THE CO CO**

Sea Dragon - 32K Tape . . . . .	28.95
Rearguard - 16K Tape . . . . .	19.95
Diskey - 32K Disk . . . . .	39.95
Eliminator - 16K Tape . . . . .	19.95
Triad - 32K Tape . . . . .	28.95
Earthquake - 16K Tape . . . . .	19.95

**Micro Images Industries Inc.**

164-06 Crocheron Ave. Dept. L  
Flushing, N.Y. 11358  
(212) 445-7124



HOURS: Mon.-Thurs. 10AM-6PM; Fri. & Sat. 10AM-5PM

**ORDERING INFORMATION**

COD Orders add \$2.00. Minimum credit card order \$25.00. FREE shipping on all COD and prepaid cash orders within the continental 48 states via UPS Ground. Actual shipping and insurance charges apply on all credit card orders, approved P/O's and shipments outside the continental 48 states. Certified Ck, M/O, COD and credit cards shipped immediately. Please allow 2 weeks for personal checks. Credit card orders shipped to card address only. Prices subject to change without notice. New York State residents please add appropriate sales tax.

★ **FREE SHIPPING** ★  
WITHIN CONTINENTAL 48 STATES  
ON PREPAID CASH & COD ORDERS ONLY.

**MICRO IMAGES**  
INDUSTRIES INC.

**MICRO IMAGES**  
INDUSTRIES INC.

TRY US!

VISA

COD

MasterCard

**STOP & SHOP**

- ☐ BOOKS    ☐ SOFTWARE
- ☐ PRINTERS    ☐ RIBBONS
- ☐ COMPUTERS    ☐ ACCESSORIES
- ☐ SPOOLERS    ☐ MODEMS
- ☐ DISKETTES    ☐ MONITORS

**TOLL FREE ORDER LINE**  
CALL TOLL FREE INFORMATION  
1-800-555-1212 FOR OUR NEW TOLL FREE  
ORDER LINE.  
ORDERS ONLY — New York Orders & Information  
Call (212) 445-7124

**FREE RIBBONS**

Receive a FREE RIBBON when you place an order over \$100.00 and mention this ad. Specify which cartridge or reload you require when ordering. Offer includes all reloads and cartridges listed except MX100, ANADEK and CENTRONIC cartridges. Offer good thru October 31, 1983. Limit one per order.

**\$124.95**  
**DATAWRITER**  
NEW VERSION  
SPECIFY MDL I or III

**\$129.95**  
**COPYART II**  
MODEL I or III  
SPECIFY PRINTER

**\$89.95**  
**MULTIDOS**  
SPECIFY MDL I or III  
SINGLE OR DOUBLE DENSITY

**\$139.95**  
**LAZYWRITER**  
MDL I, III or IV  
SEE LAZY OPTIONS BELOW

**NEW SCRIPT 7.1 \$109.95**  
with Mailing Label Option . . . \$119.95  
Mailing Label Option Only . . . 27.95  
See Prosoft Options Below

**MAXI CRAS**  
Model I/III  
**\$79.95**

**MAXI MGR.**  
Model I/III  
**\$99.95**

**SUPERUTILITY +**  
Mod I/III Ver. 3.0 **\$59.95**  
See New Book Below

**DOSPLUS**  
Ver. 3.5  
Model I or III  
**\$119.95**

**MZAL**  
Rel. III  
Model I or III  
**\$84.95**

**LDOS**  
Model I or III  
**\$114.95**

**DOTWRITER**  
3.0  
**\$69.95**

**SNAPP WARE**  
**10% Off \$199.95**

**DOSPLUSII**  
Model II  
**\$129.95**

**ELECTRIC WEBSTER**  
w/corr  
**\$129.95**

**ZORLOF**  
Model I or III  
**\$64.95**

**PROSOFT UTILITIES**

TRASHMAN - Model I or III . . . . . \$34.95  
FASTER - Model I or III . . . . . 26.95  
RPM - Model I or III . . . . . 21.95

**LAZY OPTIONS**

LAZY FONT (Epson) . . . . . 44.95  
LAZY MERGE . . . . . 39.95  
LAZY DOC . . . . . 49.95  
LAZY Draw, Do, Tab, Calc . . . . . 34.95

**MAIL LIST PROGRAMS**

POWER MAIL PLUS-Mdl 2/12/16 . . . . . 129.95  
POWER MAIL PLUS-Mdl I/III . . . . . 129.95  
POSTMAN MASS MAIL-Mdl I/III . . . . . 74.95  
MAXI MAIL-Model III . . . . . 79.95  
TALLYMASTER - Model I or III . . . . . 69.95  
MICROTERM - Model I or III . . . . . 69.95  
TZAL — Model III Tape . . . . . 39.95  
BASIC EDITOR - Model I/III Tape . . . . . 24.95

**MAS 80 Acctg System**

Integrated G/L, A/R, A/P & Ck Reg.  
Retail \$599.00 **OUR PRICE \$499.00**  
Overview — \$5.00 Credited on Purchase

**BOOKS**

How To Do It on the TRS 80 i/g . . . . . 27.95  
Machine Lang. Disk I/O i/g . . . . . 27.95  
TRSDOS 2.3 Decoded i/g . . . . . 27.95  
Disk + Other Mysteries i/g . . . . . 20.95  
Basic Decoded i/g . . . . . 27.95  
Custom TRS-80 i/g . . . . . 27.95  
Basic Faster & Better i/g . . . . . 27.95  
Model III/16 Visicalc w.C.Brown . . . . . 16.95  
Model I/III Visicalc w.C.Brown . . . . . 16.95  
BFBLIB or BFBDEM Disk . . . . . 17.95  
Inside Superutility Plus 2.2 or 3.0 . . . . . 17.95  
Electric Pencil Manual . . . . . 22.95  
CPM Users Guide . . . . . 15.95

**SPECIAL**

**LNW 80 Model II**  
With Software Bonanza!

Includes: LNW Accounting Series - G/L, A/P, A/R & Payroll, Electric Spread Sheet, Electric Pencil, Microterm, Chart-ex, CPM 2.2, DOSPLUS & LNW Basic.  
RETAIL \$1995 **OUR PRICE \$1695.00**

LNW SYSTEM EXPANSION II . . . . . 349.95  
LNW 5/8 DOUBLER . . . . . 169.95

**PRINTER STANDS**



**SPACE AGE**

MX80 No Frills . . . . . Clear 13.50 Bronze 15.95  
MX80 Space Age . . . . . Clear 27.50 Bronze 29.95  
Microline 82A Space Age w/stor . . . . . Clear 27.50 Bronze 29.95  
Microline 83A Space Age w/stor . . . . . Clear 34.95 Bronze 39.95  
NEC 8023A Space Age . . . . . Clear 27.50 Bronze 29.95  
MX100 Space Age . . . . . Clear 34.95 Bronze 39.95  
Multiuse - 18x12x6x1/4 . . . . . Clear 24.95 Bronze N/A

**NO FRILLS**

**MICROBUFFER** Parallel or Serial (Epson) . . . . . 139.95  
**GEMINI 10X** . . . . . 329.95  
**MICRO SPOOLER** By Consolink 16K . . . . . 179.95  
64K . . . . . 269.95  
**HAYES SMARTMODEM 300** . . . . . 229.95  
**HAYES SMARTMODEM 1200/300** . . . . . 579.95  
**LYNX AUTO DIAL/ANSWER MODEL III/III** . . . . . 239.95

**RIBBONS**  
**ZIP BOX RELOADS**

	1/2 Doz.	Doz.
Epson MX 70/80-20 Yds.	24.00	42.00
Epson MX 100-30 Yds	30.00	52.00
NEC/Prowriter-14 Yds	21.00	36.00
Centronics 730/737/739/779 or LP-III/IV-16 Yds	18.00	32.00

All ZIP BOXES are individually sealed black nylon and require no rewinding. Epson Reloads also available in red, blue, brown, green & purple. Any mix allowed.

**CARTRIDGES**

	Each	Doz.
Epson MX70/80	7.00	70.00
Epson MX100	12.00	125.00
Prowriter 8510 & NEC 8023A	7.50	80.00
RS LP III/IV	6.50	70.00
RS LP VI/VIII	6.50	65.00
RS DSY WH II or DWP 410	6.50	70.00
RS DSY WH II - Nylon	6.50	70.00
MICROLINE 80/82A/83A/92	N/A	30.00
MICROLINE 84 1/2 x 40 Yds	5.50	60.00
ANADEK - 9000 Series	13.00	135.00
Diablo Hytype II-Multi Strike	6.50	65.00
Qume-Multi Strike	5.00	50.00
NEC-5500/7700-Multi Strike	7.00	70.00
Centronic 703/04/53	11.00	120.00

Note: All cartridges black only. Minimum order 3 cartridges - any mix. For smaller quantities, add \$1.50 per order. All our reloads and cartridges are manufactured by one of the oldest and most reputable ribbon manufacturers in the country — **QUALITY GUARANTEED** —

**FOR THE CO CO**

Sea Dragon - 32K Tape . . . . .	28.95
Rearguard - 16K Tape . . . . .	19.95
Diskey - 32K Disk . . . . .	39.95
Eliminator - 16K Tape . . . . .	19.95
Triad - 32K Tape . . . . .	28.95
Earthquake - 16K Tape . . . . .	19.95

**ORDERING INFORMATION**

COD Orders add \$2.00. Minimum credit card order \$25.00. FREE shipping on all COD and prepaid cash orders within the continental 48 states via UPS Ground. Actual shipping and insurance charges apply on all credit card orders. approved P/O's and shipments outside the continental 48 states. Certified Ck, M/O, COD and credit cards shipped immediately. Please allow 2 weeks for personal checks. Credit card orders shipped to card address only. Prices subject to change without notice. New York State residents please add appropriate sales tax.

**Micro Images Industries Inc.**

164-06 Crocheron Ave. Dept. L  
Flushing, N.Y. 11358  
(212) 445-7124

VISA

MasterCard

HOURS: Mon.-Thurs. 10AM-6PM; Fri. & Sat. 10AM-5PM

Listing continued

```

5E63 3600 01760 LD (HL),00H ; --OUTPUT TO
5E65 23 01770 INC HL ; CASSETTE
5E66 3600 01780 LD (HL),00H ; CODE--
5E68 21A360 01790 LD HL,MEMMSG ;CHANGE ADDRESS PNTR TO
5E6B 226C46 01800 LD (RDYADD),HL ;"LOAD TO MEMORY" MSG
5E6E 212F60 01810 LD HL,TAPENO ;MOVE "DIS" TO
5E71 11DC48 01820 CALL DE,48DCH ;"EXTEND-TAPE DISABLED"
5E74 CD665F 01830 LD MOV3 ;MESSAGE
5E77 C3485D 01840 JP GETCMD ;GET AN EXTEND COMMAND
5E7A CD805E 01850 KILBRK CALL RSTBRK
5E7D C3485D 01860 JP GETCMD ;GET AN EXTEND COMMAND
5E80 3A1260 01870 RSTBRK LD A,(SWITCH)
5E83 CB6F 01880 BIT 5,A ;IS BRK PNT BIT SET?
5E85 280F 01890 JR Z,NOTSET ;IF 0--GET OUT
5E87 CBAF 01900 RES 5,A ;RESET BRK PNT BIT TO 0
5E89 321260 01910 LD (SWITCH),A
5E8C 212260 01920 LD HL,OLDCOD ;ADD OF OLD CODING
5E8F ED5B2560 01930 LD DE,(LOCOAD) ;WHERE TO PUT OLD CODE
5E93 CD665F 01940 CALL MOVE3
5E96 C9 01950 NOTSET RET
5E97 0604 01960 INPTX LD B,4H
5E99 111C60 01970 LD DE,HEXCHR
5E9C CDF75E 01980 GETHEX CALL INKEY
5E9F FE41 01990 CP 41H ;IF < A,
5EA1 FAAB5E 02000 JP M,CHEK09 ;MAY BE 0-9
5EA4 FE47 02010 CP 47H ;BAD IF > G
5EA6 F29C5E 02020 JP P,GETHEX
5EA9 180A 02030 JR GOODHX
5EAB FE3A 02040 CP 3AH ;BAD IF > 9
5EAD F29C5E 02050 JP P,GETHEX
5EB0 FE30 02060 CP 30H ;BAD IF < 0
5EB2 FA9C5E 02070 JP M,GETHEX
5EB5 12 02080 GOODHX LD (DE),A
5EB6 13 02090 INC DE ;SAVE ASCII HEX CHAR
5EB7 CD0D5F 02100 CALL DSPLYA
5EBA 18E0 02110 DJNZ GETHEX ;GET A ASCII HEX CHAR
5EBC 211C60 02120 LD HL,HEXCHR ;SET HL TO 1ST ASCII HEX
5EBF CD155F 02130 CALL ASCHEX ;CHG BYTS 1/2 TO BINARY
5EC2 321D60 02140 LD (HEXCHR+1),A ;SAVE IT AS MSB
5EC5 CD155F 02150 CALL ASCHEX ;CHG BYTS 3/4 TO BINARY
5EC8 321C60 02160 LD (HEXCHR),A ;SAVE IT AS LSB
5ECB 2A1C60 02170 LD HL,(HEXCHR) ;PLACE IN HL
5ECE CDF75E 02180 CALL INKEY
5ED1 C9 02190 RET
5ED2 C5 02200 OTPTX PUSH BC ;SAVE MEMDMP LOOP CNTRS
5ED3 7C 02210 LD A,H ;PUT MSB OF HL IN A
5ED4 CDE05E 02220 CALL FORMTA ;CHG BINARY TO ASCII HEX
5ED7 7D 02230 LD A,L ;PUT LSB OF HL IN A
5ED8 CDE05E 02240 CALL FORMTA
5EDB CD585F 02250 CALL SPACE
5EDE C1 02260 POP BC ;RSTORE MEMDMP LOOP CNTRS
5EDF C9 02270 RET
5EE0 47 02280 FORMTA LD B,A
5EE1 CB3F 02290 SRL A ;SAVE BINARY VALUE
5EE3 CB3F 02300 SRL A ;PUT LOW-ORDER
5EE5 CB3F 02310 SRL A ;BITS IN
5EE7 CB3F 02320 SRL A ;HIGH-ORDER
5EE9 D9 02330 EXX ;POSITIONS
5EEA CD4B5F 02340 CALL OTPTA2 ;PUT VAL OF A AT CURSR
5EED D9 02350 EXX
5EEE 78 02360 LD A,B ;RESTORE BINARY VALUE
5EEF E60F 02370 AND 0FH ;PRSRV LOW-ORDR BITS ONLY
5EF1 D9 02380 EXX
5EF2 CD4B5F 02390 CALL OTPTA2 ;PUT VAL OF A AT CURSR
5EF5 D9 02400 EXX
5EF6 C9 02410 RET
5EF7 D5 02420 INKEY PUSH DE
5EF8 C5 02430 PUSH BC
5EF9 CD1746 02440 CALL KEYIN
5EFC C1 02450 POP BC
5EFD D1 02460 POP DE
5EFE FE01 02470 CP 01H ;IF BREAK KY NOT ENTERD--
5F00 C0 02480 RET NZ ;RETURN
5F01 33 02490 INC SP ;OTHERWISE GET RID OF RET
5F02 33 02500 INC SP ;IN STACK AND
5F03 C3485D 02510 JP GETCMD ;GET NEW COMMAND
5F06 3E1C 02520 CLSCRN LD A,1CH ;HOME CURSOR
5F08 CD0D5F 02530 CALL DSPLYA
5F0B 3E1F 02540 LD A,1FH ;CLEAR SCREEN
5F0D D5 02550 DSPLYA PUSH DE
5F0E C5 02560 PUSH BC
5F0F CD3947 02570 CALL VIDMGR
5F12 C1 02580 POP BC
5F13 D1 02590 POP DE
5F14 C9 02600 RET
5F15 0E00 02610 ASCHEX LD C,0H
5F17 7E 02620 LD A,(HL)
5F18 CD225F 02630 CALL CNVERT ;CHG ASCII HEX TO BINARY
5F1B 23 02640 INC HL ;NEXT ASCII HEX CHAR
5F1C 7E 02650 LD A,(HL)
5F1D CD225F 02660 CALL CNVERT ;CHG ASCII HEX TO BINARY
5F20 23 02670 INC HL ;NEXT ASCII HEX CHAR
5F21 C9 02680 RET
5F22 CB21 02690 CNVERT SLA C
5F24 CB21 02700 SLA C
5F26 CB21 02710 SLA C
5F28 CB21 02720 SLA C
5F2A D630 02730 SUB 30H ;CHG TO 0-15
5F2C FE8A 02740 CP 10 ;CHECK IF A-F
5F2E FA335F 02750 JP M,ADDC
5F31 D607 02760 SUB 7 ;CHG A-F TO 10-15
5F33 81 02770 ADDC ADD A,C ;COMBINE VALUES IN A
5F34 4F 02780 LD C,A ;LEAVE IN C FOR NEXT TIME
5F35 C9 02790 RET
5F36 E5 02800 PTROUT PUSH HL
5F37 CD405F 02810 CALL SPACE2
5F3A E1 02820 POP HL

```

Listing continued

You are now in the Extend domain. The first line of the display tells you that the program is under the control of Extend rather than the Editor/Assembler, and that you can use cassette operations. The second and third lines consist of address designators and hexadecimal addresses.

As you enter source statements and assemble them, some of the addresses change, others don't. The first four addresses belong to the Editor/Assembler, while the last three change as a result of assembling object code to memory.

## Addresses

BEG-TXT is the first memory location where the Editor/Assembler stores source statements. When you don't use Extend, this address is 5CF0.

TXT-PTR is the same as BEG-TXT when there are no source statements in the text buffer. It always points to the first available memory location in the text buffer. If this address comes close to the END-TXT address and you continue to enter source statements, expect to receive the BUFFER FULL message.

SMB-PTR is the same as that of END-TXT before an assembly takes place. During the assembly process, the SMB-PTR address decreases as the assembler stores the symbols beginning at the END-TXT address and down toward lower memory. If there isn't enough memory to store the symbols between the TXT-PTR and END-TXT addresses, the assembly stops and the program displays a message indicating a symbol table overflow.

SAV-MEM is the number you entered at power-up. The area from this address through the top of RAM belongs to Extend and you can use it to store assembled object code loaded to memory. You cannot change the SAV-MEM address once the Editor/Assembler is initialized. To change it, start the Extend initialization procedure over again.

BEG-CD is the address of the first byte assembled and loaded to memory, END-CD is the address of the last byte assembled and loaded to memory, and CD-SIZE represents the number of bytes loaded to memory during an assembly.

## Extend Commands

Looking at the fourth line in the sign-on message notice there are seven different commands you can enter. Three of the commands—J, M, and O—require entry of a four-digit hexadecimal number as an argument. The remaining commands are single-letter entries.

## Listing continued

5F3B	CDD25E	02830	CALL	OTPTHX		
5F3E	1818	02840	JR	SPACE		
5F40	3E20	02850	LD	A, ' '		
5F42	2A0B43	02860	LD	HL, (CURSR)		;RSTR CURSOR POSITION
5F45	77	02870	LD	(HL), A		
5F46	CD585F	02880	CALL	SPACE		
5F49	180D	02890	JR	SPACE		
5F4B	2A0B43	02900	LD	HL, (CURSR)		;RSTR CURSOR POSITION
5F4E	C630	02910	ADD	A, 30H		;MAKE 0-9
5F50	FE3A	02920	CP	3AH		
5F52	FA575F	02930	JP	M,OTPTA3		
5F55	C607	02940	ADD	A, 07H		;MAKE A-F
5F57	77	02950	LD	(HL), A		
5F5B	2A0B43	02960	LD	HL, (CURSR)		;RSTR CURSOR POSITION
5F5B	23	02970	INC	HL		
5F5C	7C	02980	LD	A, H		
5F5D	E603	02990	AND	03H		
5F5F	F63C	03000	OR	3CH		
5F61	67	03010	LD	H, A		
5F62	220B43	03020	LD	(CURSR), HL		;SAVE CURSOR POSITION
5F65	C9	03030	RET			
5F66	010300	03040	LD	BC, 03H		
5F69	EDB0	03050	LDIR			
5F6B	C9	03060	RET			
5F6C	E5	03070	LDRTN	PUSH	HL	;SAVE REGISTERS THAT
5F6D	C5	03080	PUSH	BC		;ARE PROBABLY BEING
5F6E	D5	03090	PUSH	DE		;USED BY THE
5F6F	F5	03100	PUSH	AF		;EDITOR/ASSEMBLER
5F70	57	03110	LD	D, A		;SAVE BYTE FROM E/A
5F71	2A1460	03120	LD	HL, (LOADER)		;RESTORE LOADING ADRS
5F74	ED4B1860	03130	LD	BC, (CDSIZE)		;RESTORE PGM BYTE COUNT
5F78	3A1260	03140	LD	A, (SWITCH)		;TRANSFER SWITCH BITS TO
5F7B	5F	03150	LD	E, A		;TO E RGSTR
5F7C	7A	03160	LD	A, D		;PUT BYTE FROM E/A IN A
5F7D	CB4B	03170	BIT	1, E		;IS END-FILE BIT SET?
5F7F	203A	03180	JR	NZ, EOF		;IF SET--GO TO EOF
5F81	CB43	03190	BIT	0, E		;IS START-DATA BIT SET?
5F83	200C	03200	JR	NZ, CHKBYT		
5F85	FE78	03210	CP	78H		;END FILE CODE?
5F87	2832	03220	JR	Z, EOF		
5F89	FE3C	03230	CP	3CH		;START DATA CODE?
5F8B	202C	03240	JR	NZ, DONECK		
5F8D	CBC3	03250	SET	0, E		;SET START-DATA BIT
5F8F	1828	03260	JR	DONECK		
5F91	CD0960	03270	CALL	ADDTOA		;INC TIMES THRU ROUTINE
5F94	FE01	03280	CP	01H		;1ST TIME THRU?
5F96	2006	03290	JR	NZ, CHKLSB		;IF NOT--SEE IF 2ND
5F98	7A	03300	LD	A, D		;PUT BYTE FROM E/A IN A
5F99	321A60	03310	LD	(CHKSUM), A		;SAVE--USE AS CHECKSUM
5F9C	181B	03320	JR	DONECK		
5F9E	FE02	03330	CP	02H		;2ND TIME THRU?
5FA0	2003	03340	JR	NZ, CHKMSB		;IF NOT--SEE IF 3RD
5FA2	6A	03350	LD	L, D		;LSB OF LOAD ADDRESS
5FA3	1814	03360	JR	DONECK		
5FA5	FE03	03370	CP	03H		;3RD TIME THRU?
5FA7	2027	03380	JR	NZ, LOADIT		;IF NOT--LOAD IT
5FA9	62	03390	LD	H, D		;MSB OF LOAD ADDRESS
5FAA	2B	03395	DEC	HL		;INC AT "LOADIT" SUBRTN
5FAB	CB5B	03400	BIT	3, E		;IS ONE-TIME BIT SET?
5FAD	200A	03410	JR	NZ, DONECK		;IF SET--SKIP TO DONECK
5FAF	CBD8	03420	SET	3, E		;SET ONE-TIME BIT
5FB1	010000	03430	LD	BC, 0H		;0 BC AND USE FOR CD-SIZE
5FB4	23	03435	INC	HL		;ESTB LD ADRS AGAIN
5FB5	221660	03440	LD	(BEGCD), HL		;SAVE LD ADRS AS BEG-CD
5FB8	2B	03450	DEC	HL		;INC AT "LOADIT" SUBRTN
5FB9	183B	03460	JR	RETURN		
5FBB	CBCB	03470	SET	1, E		;SET END-FILE BIT
5FBD	CD0960	03480	CALL	ADDTOA		;INC TIME THRU ROUTINE
5FC0	FE03	03490	CP	03H		;3RD TIME THRU?
5FC2	2032	03500	JR	NZ, RETURN		;IF NOT--GET OUT
5FC4	E5	03510	PUSH	HL		;SAVE LOAD ADDRESS
5FC5	219860	03520	LD	HL, GDLOAD		;SUCCESSFUL LOAD MSG
5FC8	CD2F47	03530	CALL	WRMSG		
5FCB	E1	03540	POP	HL		;RESTORE LOAD ADDRESS
5FCC	AF	03550	XOR	A		
5FCD	5F	03560	LD	E, A		;0-OUT SWITCH BITS
5FCE	181C	03570	JR	NOMORE		
5FD0	CB63	03574	LOADIT	BIT	4, E	;IS END-CODE BIT SET?
5FD2	2017	03576	JR	NZ, ENDCD		
5FD4	23	03580	INC	HL		;INC LOAD ADDRESS
5FD5	72	03590	LD	(HL), D		;PLACE BYTE FROM E/A
		03600				;AT LOAD ADDRESS
		03610	INC	BC		;INC CD-SIZE
5FD6	03	03610	INC	BC		
5FD7	3A1360	03620	LD	A, (BYTCNT)		
5FDA	3C	03630	INC	A		;INC BYTE COUNT
5FDB	321360	03640	LD	(BYTCNT), A		
5FDE	C5	03650	PUSH	BC		
5FDF	47	03660	LD	B, A		
5FE0	3A1A60	03670	LD	A, (CHKSUM)		
5FE3	B8	03680	CP	B		;BYTE COUNT = CHECKSUM?
5FE4	C1	03690	POP	BC		
5FE5	200F	03700	JR	NZ, RETURN		;NO--GET OUT
5FE7	CBE3	03704	SET	4, E		;SET END CODE BIT
5FE9	180B	03706	JR	RETURN		
5FEB	AF	03710	XOR	A		
5FEC	321360	03720	LD	(BYTCNT), A		;0 OUT BYTE COUNT
5FEE	321160	03730	LD	(TMTHRU), A		;AND TIME THRU
5FF2	CB03	03740	RES	0, E		;RESET START-DATA BIT
5FF4	CBA3	03745	RES	4, E		;RESET END-CODE BIT
5FF6	7B	03750	LD	A, E		;PUT SWITCH BITS IN A
5FF7	321260	03760	LD	(SWITCH), A		;SAVE THEM
5FFA	221460	03770	LD	(LOADER), HL		;SAVE LOAD ADDRESS
5FFD	ED431860	03780	LD	(CDSIZE), BC		;SAVE CD-SIZE
6001	F1	03790	POP	AF		;RESTORE REGISTERS
6002	D1	03800	POP	DE		;FOR
6003	C1	03810	POP	BC		;EDITOR/

Listing continued

To perform a function, enter the letter (or letter and argument) and then strike the enter key. If you want to cancel the command you entered, hit the break key. In this respect, Extend commands work the same as in the Editor/Assembler. However, there is no provision in Extend to use the left-arrow key to backspace and erase. The following is a more detailed description of the commands.

The command to get back to Editor/Assembler, B, is common to both Extend and Editor/Assembler. Issuing this command while in Extend returns control to the Editor/Assembler. The opposite is true when you issue a B command while in the Editor/Assembler.

The command to enable cassette operations, C, restores code in the Editor/Assembler so you can perform cassette I/O operations. Whenever you go between the Editor/Assembler and Extend it tells you if you can perform cassette operations, since the tape enabled message appears at the top of the screen. Conversely, when the tape disabled message appears, do not attempt to invoke the W or L commands.

The command to jump to assembled code, JHHHH, consists of the letter J and a four-digit hexadecimal number. After entering the command and its argument, an unconditional branch to the argument address takes place. A note of caution—there is no restriction on the value of the argument—be careful about where you specify a jump.

The command to kill break point, K, restores the original values of the 3 bytes beginning at HHHH (memory location of the argument for the S command). The K command does not restore the values if an assembly and load-to-memory takes place after you issue the S command.

The command to dump memory to screen, MHHHH, is another command made up of the command letter followed by its argument. The M command displays 256 bytes of memory beginning with the address specified by HHHH. Each of the 16 lines follows the address of the first byte in the displayed line. This command displays bytes in both hexadecimal and ASCII representation. After the program completes a display, you must execute one of the following subcommands:

- Pressing the enter key displays the next higher 256 bytes of memory.
- I displays memory beginning 16 bytes higher than the start of the current display.
- L displays memory beginning 16 bytes

Listing continued

6004	E1	03020	POP	HL		;ASSEMBLER
6005	0E00	03030	LD	C,00		;ACCOMPLISH CODE FUNCTINS
6007	57	03040	LD	D,A		;OVERLAYED IN E/A
6008	C9	03050	RET			
6009	3A1160	03060	ADDDTOA	LD	A,(TMTHRU)	
600C	3C	03070	INC	A		
600D	321160	03080	LD	(TMTHRU),A		
6010	C9	03090	RET			
6011	00	03900	TMTHRU	DEFB	0H	
6012	00	03910	SWITCH	DEFB	0H	
6013	00	03920	BYTCNT	DEFB	0H	
6014	0000	03930	LOADER	DEFW	0H	
6016	0000	03940	BEGCD	DEFW	0H	
6018	0000	03950	CDSIZE	DEFW	0H	
601A	00	03960	CHKSUM	DEFB	0H	
601B	00	03970	COMMND	DEFB	0H	
0004		03980	HEXCHR	DEFS	4H	
6020	0000	03990	BEGDMP	DEFW	0H	
0003		04000	OLDCOD	DEFS	3H	
6025	0000	04010	LOCOAD	DEFW	0H	
6027	C3	04020	BRKPNT	DEFB	0C3H	
6028	405D	04030	BRKADD	DEFW	GETCMD	
602A	0000	04040	SAVMEM	DEFW	0H	
602C	20	04050	TAPEOK	DEFM	' EN'	
602D	45					
602E	4E					
602F	44	04060	TAPENO	DEFM	'DIS'	
6030	49					
6031	53					
		04070	*LIST OFF			
		04190	*LIST ON			
60F8	3E0D	04200	INITLZ	LD	A,0DH	
60FA	CD3300	04210	CALL	033H		;LINE ADVANCE
60FD	21CE60	04220	LD	HL,INTMSG		;DISPLAY EXTEND MSG
6100	CD4728	04230	CALL	28A7H		;WRITE IT
6103	3E0D	04240	LD	A,0DH		
6105	CD3300	04250	CALL	033H		;LINE ADVANCE
6108	CD4900	04260	CALL	049H		;GET ANSWER
610B	CD3300	04270	CALL	033H		;DISPLAY IT
610E	FE4E	04280	CP	'N'		;IF N
6110	CABA46	04290	JP	Z,ASMBEG		;JUMP TO EDTASM INTLIZTN
6113	FE59	04300	CP	'Y'		
6115	20E1	04310	JR	NZ,INITLZ		;MUST BE "N" OR "Y"
6117	0612	04320	LD	B,18D		;NOP 18 BYTES OF MEMORY
6119	219046	04330	LD	HL,4690H		;IN EDTASM
611C	3600	04340	ZMEMCK	(HL),0H		;FROM 4690H
611E	23	04350	INC	HL		;THRU 469FH

Listing continued

lower than the start of the current display.

● --displays memory beginning 1 byte higher than the start of the current display. (This and the next subcommand are useful for aligning the displayed memory addresses with the displayed bytes.)

● --displays memory beginning 1 byte lower than the start of the current display.


● B returns control to Extend's main-line processing routine where it waits to receive another command.

The command to load object code to memory is O. After you issue this command, an assembly without the /NO option in the Editor/Assembler causes object code to load to memory. The following points apply when using the O command and performing an assembly:

● Remember to use ORG statements whose operand values are equal or greater than that of SAV-MEM.

● The LOAD TO MEMORY message displays itself instead of the READY CASSETTE message. You must press the enter key for assembly to continue.

● The SUCCESSFUL LOAD TO



# ATTENTION

**FOREIGN COMPUTER STORES  
MAGAZINE DEALERS**

You have a large technical audience that speaks English and is in need of the kind of microcomputer information the Wayne Green Publications group provides.

Provide your audience with the magazine they need and make money at the same time. For details on selling *Micro-computing*, *80 MICRO*, *Desktop Computing*, *inCider*, *Hot CoCo*, *Instant Software* and *Wayne Green Books* contact:

**SANDRA JOSEPH**  
**WORLD WIDE MEDIA**  
**386 PARK AVE. SOUTH**  
**NEW YORK, N.Y. 10016**  
**PHONE—(212) 686-1520**  
**TELEX—620430**

## Complete Business Software Package

TRS-80 MOD. II/12/16  
FLOPPY OR HARD DISK



INTERNATIONAL SOFTWARE SALES INC.

- General Ledger
- Accounts Payable
- Accounts Receivable
- Inventory

- Payroll w/Job Costing
- Practice Management
- Structural Engineering
- Reviewed In April 80 MICRO

**Software Modules All Interactive**

P.O. BOX 223 - DEPT. A  
 NEWTONVILLE, N. Y. 12128

**(518) 271-6825**

**PROFESSIONAL SOFTWARE TRS-80® MODEL II & 16** NOW AVAILABLE!

**DISK SORT 2.0 FOR HARD DISK** OR FLOPPIES NEW! UP TO 15+ % FASTER

TRSDOS: 2.0a & 4.1 COMPATIBLE FILL IN THE BLANKS & GO TO IT  
 WILL SORT ANY RANDOM FILE OUTPUT OPTIONS TAGS, TAGS & KEYS, OR COMPLETE FILE  
 1,000 REC'S SORTING 15 BYTES, INCLUDING ALL DISK I/O = 2 MIN 33 SEC S (FLOPPY)  
 HARD DISK IS MUCH FASTER! NON-STOP JOB STREAM EXECUTION

**BASIC CROSS REFERENCE** • SAVE HOURS!  
 • SEE USED LINE #S/NAMES AT A GLANCE • PRODUCES NICE PROGRAM LISTING  
 • OTHER OPTIONS INCLUDE MAKING NEW PROGRAMS DROPPING REMARKS

**CUSTOM PROGRAMMING/SYSTEMS DESIGN**

\*PLUS POSTAGE AND HANDLING PRICES SUBJECT TO CHANGE WITHOUT NOTICE

**\$119.95\***

**\$59.99\***

DOC ONLY \$10.00  
DEDUCTIBLE ON  
PURCHASE

TRS 80 & TRSDOS  
ARE REGISTERED  
TRADEMARKS OF  
TANDY CORP

**GOOD-LYDDON DATA SYSTEMS**  
 5486 RIVERSIDE DR. • CHINO, CA 91710 • (714) 980-4563

186  
M/C VISA  
ACCEPTED

Listing continued

```

611F 10FB 04360 DJNZ ZHEMCK
6121 21B360 04370 LD HL,EXTMSG ;REPLACE
6124 11C948 04380 LD DE,4BC9H ;SIGN-ON
6127 011B00 04390 LD BC,27D ;MESSAGE WITH
612A EDB0 04400 LDIR ;THAT FOR EXTEND
612C 21005D 04410 LD HL,EXTIN ;WHERE EDTASM "B" COMMAND
612F 223049 04420 LD (4930H),HL ;WILL JUMP TO
6132 2AB140 04430 LD HL,(MEMSAV)
6135 23 04440 INC HL
6136 23 04450 INC HL
6137 222A60 04460 LD (SAVMEM),HL
613A 2B 04470 DEC HL
613B 221341 04480 LD (ENDPTR),HL
613E 22C341 04490 LD (SYMBPT),HL
6141 21B160 04500 LD HL,BUFBEG ;1ST BYTE AVLBL FOR TEXT
6144 228B46 04510 LD (468BH),HL ;SET
6147 221147 04520 LD (4711H),HL ; ASSEMBLERS
614A 22084A 04530 LD (4A08H),HL ; BEGINNING
614D 22DC4A 04540 LD (4ADCH),HL ; OF
6150 22514B 04550 LD (4B51H),HL ; TEXT
6153 223E4D 04560 LD (4D3EH),HL ; POINTERS
6156 22854D 04570 LD (4D85H),HL ; BEYOND
6159 222C52 04580 LD (522CH),HL ; EXTEND CODE
615C C38A46 04590 JP ASMBEG
60F8 04600 END INITLZ
00000 Total Errors

```

```

H04070 *LIST OFF
04080 PTRMSG DEFM 'BEG-TXT TXT-PTR SMB-PTR END-TXT SAV-MEM BEG-CD END-CD CD-SIZ
04090 DEFB 0C5H
04100 CHGMSG DEFM 'ENTER EXTEND COMMAND--B,C,J,K,M,O, OR '
04110 DEFB 0D3H
04120 GDLOAD DEFM 'SUCCESSFUL'
04130 MEMMSG DEFM 'LOAD TO MEMOR'
04140 DEFB 0D9H
04150 BUFBEG DEFW 0FFFFH
04160 EXTMSG DEFM 'EDTASM/EXTEND-TAPE ENABLE'
04170 DEFB 0C4H
04175 INTMSG DEFM 'DO YOU WISH TO USE EXTEND (ENTER Y OR N)?'
04180 DEFB 00H
04190 *LIST ON

```

MEMORY message displays itself when assembly is done.

● Be patient. Assembling to memory takes a little longer than creating a system tape of the same object code.

● The O command disables cassette operations while it is set. Be sure to issue an Extend C command before attempting a W or L command with the Editor/Assembler.

*“Since there is no restriction on the value of the argument, be careful about where you specify a jump.”*

Set break point SHHHH. This command and its argument causes Extend to place an unconditional branch (at the address specified by HHHH) back to Extend. It saves the 3 bytes replaced by the break point code, and restores byte values to their former memory location by either the K command or another S command. The break point is not in effect if a load object code to memory takes place after setting the break point. Caution—the command makes no check of the argument value. Results are unpredictable if you set break points within the areas of the Editor/Assembler or Extend. ■

*Robert Fleck is employed by Defense Logistics Agency Systems Automation Agency, and lives at 22480 Collier Ave., Battle Creek, MI 49017.*

```

0000 hex -----
                        Basic ROM/RAM
4100 hex -----
                        Basic and free RAM used by EDTASM
4300 hex -----
                        EDTASM code
5D00 hex -----
                        Extend code
60B1 hex -----
Extend initialization code (overlayed by text buffer)
                        EDTASM text buffer
                        ||
                        EDTASM symbol table
SAV-MEM -----
Available for assembled object code loaded to memory
High-Memory -----

```

Table. EDTASM/Extend memory usage.

**ARE YOU TIRED OF HEADACHES AND WATERY EYES FROM STARING AT YOUR TRS-80'S HARSH WHITE VIDEO DISPLAY?**

Well, a **FATIGUE FIGHTER** optical filter changes that display to a nice, easy on the eyes, green. It is made of hard 1/8 inch thick acrylic for durability, attaches in seconds without tools, and matches TRS-80 styling. So, invest in some relief, get a **FATIGUE FIGHTER** for your Model I, II, or III. It will probably be one of the most used accessories you will ever buy.

**P.S. Available direct from us or at computer stores.**

TRS 80 IS A TANDY CORP TRADEMARK.

**TO ORDER:**

Send Name & Address Typed or Clearly Printed with Check or Money Order (U.S. FUNDS) for \$14.95 Each, including Shipping Canadian Orders Add \$1.00 Each. All Other Foreign Orders Add \$3.00 Each for Shipping. **NO CREDIT CARD ORDERS.** CDD's (U.S. ORDERS ONLY) are \$3.00 Additional per Order & are Accepted by Mail or by Calling 904-378-2494 or 9-5 M.F. Florida Residents Add 5% Sales Tax.



**SOUTHERN INNOVATIVE DESIGN**  
3033-15 N. E. 19TH DRIVE  
GAINESVILLE, FL 32601-3326 ✓35

**— DEALER INQUIRIES INVITED —**



# MONTEZUMA MICRO

P.O. Box 2169  
Camp Verde (Lizard Flats)  
Arizona 86322

✓ 416

"WE KEEP YOU RUNNING"

## COMPUTERS

26-1082 16K M3, Pure RS	749
Mod 3 2dr RS-232 4K Complete	1295
Mod 4 2dr RS-232 64K Complete	1495
26-1086 2dr RS-232, Pure RS	1495
26-1087 16K Mod 4, Pure RS	849
26-1088 1r Mod 4, Pure RS	1444
26-1089 2dr Mod 4 64K RS232, RS	1950
26-3003 64K Color Computer	99
26-3011 MC10 Micro Color Computer	99
26-3026 16K Color Computer 2	199
26-3027 16K Extended CoCo 2	275
26-3590 Pocket Computer 3	84
26-3601 Pocket Computer 2	169
26-3650 Pocket Computer 4	59
26-3801 M100 8K Portable Computer	849
26-3802 M100 24K Portable Computer	849
26-4004 M12 2 Drive	2599
26-4005 M12 2 Drive	3199
26-6004 M16B 1 Drive	4249
26-6005 M16B 2 Drive	4928
26-6050 DT 1 Terminal	599

LNW Model I, TRSDOS & CP/M Compatible  
Lots of FREE SOFTWARE 1488

ZORBA Portable, 2 DSDO drives, 80x25, 4MHz, graphics, 7 green phos screen, RS-232, IEEE-488, Centronics, with WordStar, MailMerge, SuperSon, CalcStar 1695

## MODEMS

26-1173 DC Modem II	169
26-1174 Acoustic Coupler	127
26-1175 DC Modem 1B	85
76-1005 DC-1200 High Speed Modem	595
76-1009 Auto Dial Attachment	127
Anchor Mark I Modem, 300 Baud	89
Hayes Smartmodem, 300 Baud	399
Hayes Smartmodem, 1200 Baud	525

## PERIPHERALS

26-1130 M1, 3 & 4 5MB Hard Disk Pk	1699
26-1131 M1, 3 & 4 5MB Hard Disk Sec	1529
26-1208 CCR-B1 Cassette Tape Recorder	51
26-1410 M100 Modem Cable	17
26-3007 CoCo Carrying Case	17
26-3008 CoCo Joysticks, Pair	21
26-3022 CoCo Disk Drive 0 Kit	339
Same except ours. Save \$888	299
26-3023 CoCo Disk Drive 1, 2 or 3	237
Same except ours. Save \$888	199
26-3024 CoCo Multi-Pak Interface	153
26-3025 CoCo Mouse	43
26-3503 PC 1 Cassette Interface	25
26-3508 PC 1 Carrying Case	13
26-3608 PC 2 Carrying Case	25
26-3612 PC 2 RS-232C Interface	169
26-3615 PC 2 4K RAM Module	33
26-3616 PC 2 8K RAM Module	118
26-3651 PC 4 Cassette Interface	33
26-3653 PC 4 1K RAM Module	16
26-3654 PC 4 Carrying Case	6
26-3604 M100 AC Adapter	34
26-3805 M100 Acoustic Coupler	5
26-3809 M100 Carrying Case	40
26-3816 M100 8K RAM Module	102
Same except ours. Save \$888	101
26-4152 M2, 12, 16, 12MB Hides/Pk	2545
26-4153 M2, 12, 16, 12MB Hides/Sec	2120
26-4160 M2 1 Desk Expansion Bay	899
26-4162 M2 3 Desk Expansion Bay	1899
26-4165 M12, 16 Slim 1 Dr Expn	1104
26-4166 M12, 16 Slim 2 Dr Expn	1783

## FURNITURE

26-1305 M3 System Desk	152
26-1308 Universal Printer Stand	85
26-1324 Computer Table	60
26-1325 Platform	26
26-4301 M2 Desk	299
26-4303 Deluxe System Desk	229
26-4304 System Desk Drawer	111
26-4305 Deluxe Printer Stand	128
26-4306 Terminal Stand	153
74-0550 Docu-Rack Stand	51
26-1309 Stacking Data Tray	8

## PRINTERS & ACCESSORIES

26-1155 Quack Printer II	99
26-1158 Daisywheel II	1525
26-1190 Plotter	424
26-1191 Multi-Pen Plotter	1695
26-1192 GCP-115 Color Graph Printer	169
26-1193 Flatbed Plotter/Printer	845
26-1195 Digiwriter	381
26-1196 CoCo Graphics Input Tablet	297
26-1250 DWP-410 Daisywheel Printer	1099
26-1251 DMP-400 140cps Printer	715
26-1252 DMP-500 220cps Printer	1099
26-1253 DMP-100 50cps Printer	339
26-1254 DMP-200 120cps Printer	594
26-1255 DMP-120 120cps Dual Mode	624
26-1256 DMP-210 180cps Dual Mode	1495
26-1257 DWP-210 Daisywheel Printer	879
26-1260 Envelope Feeder Drive	1015
26-1261 TP-10 Thermal Matrix Print	85
26-1266 Card Reader	1440
26-1267 DMP-420 220cps Triple Mode	849
26-1268 GCP-220 Color Jet	594
\$29 Printwheels	25
\$39 Printwheels	35
26-1440 Single Bin Sheet Feeder	843

26-1441 Bi-Directional Tractor	144
26-1443 Bi-Directional Tractor	127
26-1447 Bi-Directional Tractor	220
26-1448 Single Bin Sheet Feeder	999
26-1455 Acoustic Cover	339
26-1459 Bi-Directional Tractor	204
26-1401 M1, M3, M4 Printer Cable	29
26-1408 RS232 Cable	16
26-1409 M100 Printer Cable	13
26-4401 M2, M12, M16 Printer Cable	29
26-1490 10 RS-232C Cable	25
26-1491 25 RS-232C Cable	33
26-1492 50 RS-232C Cable	46
26-1493 100 RS-232C Cable	76
26-1495 RS232C Cable Extender	25
26-1496 RS232C Null Modem Adapter	25
26-1498 Parallel Printer Switch	102
Outs or outs only costs	39
26-1499 RS232C Selector Switch	128
26-3505 PC 1 Printer	108
26-3591 PC 3 Printer	102
26-3605 PC 2 Printer	187
26-3652 PC 4 Printer	68

## C.ITOH

8510 Prowriter, 120cps	359
1550 Prowriter 2, 120cps	699
F10/40 Starwriter, 40cps Daisywh	1299
F10/55 Prowriter, 50cps Daisywh	1499
F10 Bi-Directional Tractor	210
F10 Single Bin Sheet Feeder	888
8600 Near Letter Quality, 180cps	1999
GX-100 Gorrila Barcode, 50cps	229

## ANADEx

DP-9620 180cps Printer	1399
WP-6000, 285cps Near Letter Qual	2399
Bi-Directional Tractor Assembly	220

We have dust covers for most every printer we sell. Be sure to order one with your printer to keep it like new for years.

## CABLES

We manufacture a great number of different cable assemblies to connect most anything to anything else. Call us with your specific needs. We might have it on the shelf. All at discount prices, of course.

**MONTEZUMA'S REVENGE**  
This month we offer the famous LNW Expansion Interface.  
32K RAM RS-232 Interface  
See their ad in 80 Micro.  
This bulletproof unit lists for.... \$ 399  
**YOUR COST ONLY ..... \$ 319**

## SUPPLIES

5 25 SSDD Diskettes, Pack of 10	19
5 25 DSDD Diskettes, Pack of 10	25
8 SSDD Diskettes, Pack of 10	32
8 DSDD Diskettes, Pack of 10	49
5 25 Floppit, Holds 75 Disks	19
8 Floppit, Holds 50 Disks	22
8 5 x 11 Paper 20, 2600 Sheets	34
14 x 11 Paper 20, 2600 Sheets	32
5 25 Head Cleaning Kit	9
8 Head Cleaning Kit	9

## RIBBONS

We have more ribbons than you do, so please call us when you need some. Way too many types to list here. They're cheap too.

## SOFTWARE

26-0310 TRSDOS 2.3	12
26-0312 TRSDOS 1.3	12
26-0313 TRSDOS 6.0	12
26-1507 Stockpack	42
26-1510 Trends	51
26-1521 VisiCalc Business Forecast	85
26-1522 General Ledger	85
26-1553 Inventory Control I	85
26-1554 Accounts Payable	128
26-1555 Accounts Receivable	128
26-1556 Data Payroll	169
26-1557 Concrete Take-Off	49
26-1558 Business Mailing List	85
26-1559 Manufacturing Inv Control	169
26-1560 Fixed Assets	68
26-1562 Profile	68
26-1563 Script	85
26-1564 Mailgram	34
26-1565 Macrofile	169
26-1566 M1 VisiCalc	85
26-1568 Medical Office Systems	254
26-1569 M3 VisiCalc, Enhanced	169
26-1580 Project Manager	85
26-1581 Personnel Manager	85
26-1582 Time Manager	85
26-1584 Checkrover 80	127
26-1585 Business Checkrover	85
26-1588 Videopak Plus	42
26-1589 MACRO/COVER	127
26-1590 SuperSCRIP/SIT	169
26-1591 Script Dictionary	128
26-1592 Profile Plus	169
26-1593 Profile Plus LD/HD Version	254
26-1594 DeskTopPlan-80	169
26-1597 Business Graphics Pak	148
26-2010 M3 BASIC Programming Crs	25

26-2011 EDAS, Tape Version	25
26-2012 Assembly Language Dev Crs	126
26-2013 EDAS, Disk Version	29
26-2014 M3 Disk Course	25
26-2150 Introduction to BASIC	99
26-2200-1 M1, M3 FORTRAN	85
26-2201 M1 FORTRAN	85
26-2202 COBOL	169
26-2204 Compiler BASIC	126
26-2205 PLOT	85
26-2206-7 COBOL Runtime Disk	25
26-2208-9 Cmpar. BASIC Runtime Disk	17
26-2211 PASCAL	212
26-2213 M1 LDOS	109
26-2214 M3 LDOS	109
26-2220-23 Videopak	26
26-2224 Videopak Computer Kit	16
26-2709 Color Computer PILOT, Tape	51
26-2710 Color Computer PILOT, Disk	68
26-2718 PILOT II	101
26-2721 Color Computer LOGO, Disk	85
26-2722 LOGO ROM Pack	43
26-3019 Diagnostic ROM Pack	17

ALL Color Computer GAMES 25% OFF Cat  
ALL PC SOFTWARE 30% OFF Catalog

26-4501 General Ledger I	135
26-4502 Inventory Mgmt System I	135
26-4503 Payroll	270
26-4504 Accounts Receivable	199
26-4505 Accounts Payable	199
26-4506 Mailing List I	64
26-4507 Mailing List II	254
26-4508 Medical Office Systems	637
26-4509 Manufacturing Inv Control	637
26-4510 Versafix	59
26-4511 VisiCalc	254
26-4512 Profile II	152
26-4513 Job Costing	126
26-4514 Order Entry	169
26-4515 Profile Plus	58
26-4516 Profile Training Guide	102
26-4517 Profile Plus Upgrade	102
26-4520 Time Accounting	424
26-4521 VisiCalc	254
26-4525 Electronic Broker	850
26-4531 SCRIP/SIT 2.0	254
26-4532 SCRIP/SIT Utility Disk	109
26-4534 SCRIP/SIT Dictionary	169
26-4536 SCRIP/SIT Plotter Driver	142
26-4540 Statistical Analysis	85
26-4545 Litigation Support	254
26-4554 Accounts Receivable	107
26-4555 Menu Generator	33
26-4556 Profile Forms	106
26-4557 Profile Archive	126
26-4558 Profile Present	169
26-4559 Protocol	169
26-4560 WESTLAW	211
26-4580 MultiPlan, M2 & M12	212
26-4601 General Ledger	424
26-4602 Inventory Control System	254
26-4603 Payroll	309
26-4604 Accounts Receivable	424
26-4605 Accounts Payable	424
26-4607 Order Entry/ICS	424
26-4608 Sales Analysis	254
26-4621 Personnel Search	254
26-4701 FORTRAN	254
26-4702 EDAS	169
26-4703 COBOL	254
26-4704 COBOL, Run-Time Diskette	42
26-4705 Compiler BASIC	169
26-4706 Compiler BASIC Run-time	26
26-4707 COBOL Generator	850
26-4708 Report Generator	254
26-4710 Program Editor	67
26-4712 Assembly Lang Dev System	211
26-4713 EDAS I	43
26-4714 Reforma T/Tar	212
26-4715 BSYN/C 3270	850
26-4716 BSYN/C 3780	850
26-4740 CP/M Plus	211
26-4742 CBASIC	84
26-4802 Inventory for the HD	339
26-4831 SCRIP/SIT for the HD	339
26-4834 Dictionary for the HD	169
26-4835 SCRIP/SIT for Thelma Dr.	339
26-4910 TRSDOS 4.2	21
26-4912 TRSDOS 2.0	21
26-6100 COBOL Development System	254
26-6101 COBOL, Run-time Diskette	34
26-6105 TRSDOS 16	34
26-6203 Plotter/Ledger	509
26-6204 Accounts Receivable	509
26-6205 Accounts Payable	509
26-6207 Order Entry/ICS	509
26-6208 Sales Analysis	339
26-6209 Job Costing	169
26-6302 Inventory	339
26-6309 Manufacturing ICS	722
26-6401 XENIX Development System	637
26-6455 COBOL	589
26-6457 MBASIC	254
26-6480 MultiPlan, M16 & XENIX	296
Electric Panel 2.0, M1, M3	89
Blue Pencil, M1, M3	69
Red Pencil, M1, M3	69
HEXPELL 2	89
HEXMAN	60

CP/M 2.2 for the Model 4	199
P & T CP/M 2.2m Floppy, M2-12-16	180
P & T CP/M 2.2m Hard, M2-12-16	225
LYN/C	106
VEDIT	102
SPELLGUARD	225

## BOOKS

26-2102 M1, LI Manual	5
26-2103 M1 Technical Manual	13
26-2109 M3 Technical Manual	8
26-2110 M4 Technical Manual	6
26-2111 M3 DOS Manual	21
26-2112 M3 BASIC Instruction Manual	5
26-2114 Sourcebook, New Edition	4
26-2115 Newsletter Book 1980	15
26-2117 M4 DOS Manual	4
26-2240 Newsletter Book 1981	15
26-3191 Color Computer Manual	5
26-3192 Extended Color Computer Man	5
26-4920 M2 Operators Manual	26
26-4921 M2 Technical Ref. Manual	26
26-8040 M16 Operators Manual	64
62-2084 TRS-80 Pocket BASIC Handbook	6
TRS-80 Disk & Other Mysteries	18
Microsoft BASIC Decoded	24
BASIC Faster & Better	24
BASIC Faster & Better Demo Disk	15
BASIC Faster & Better Library Disk	15
BASIC Disk I/O Faster & Better	24
The Custom TRS-80	24
TRSDOS 2.3 Decoded	24
Machine Language Disk I/O	24
How Do It On The TRS-80	24
TRS-80 Beginners Guide	19

**SECRET MODEL I CACHE DISCOVERED**  
We found a huge hoard of Model I CPU boards and keyboards. These are boards Radio Shack replaced under warranty rather than fix. We have sold a number of these to local guys and they have been able to get most all of them working again. Many parts are missing so you will have to scrounge a bit. Most keyboards are missing key caps. Sold without any guarantee. No credit cards. No COD's. Send money. By return UPS you will receive a Model I CPU board and keyboard for only \$39. 2/889 The Model I technical manual is \$13 and you will probably need it.

## UPGRADES

16K RAM, 200 nsec, 1 Yr Guarantee	15
64K RAM, 150 nsec, 1 Yr Guarantee	52
26-1122 M4 64K RAM Kit with PAL	134
Same except ours. Save \$888	89
26-1123 M4 RAM Upgrade Kit	719
26-1125 M4 H/R Escursion Board	314
26-1126 M4 H/R Escursion Board	214
26-1127 M4 Drive 0 Kit	551
Same except ours. Save \$888	369
26-1143 M1 Double Density Kit	127
AEROCOMP DOC Double Density Kit	99
26-1145 M1 RS232 Kit	85
26-1148 M3 RS232 Kit	99
Same except ours. Save \$888	69
26-1162 M3 Drive 0 Kit	550
Same except ours. Save \$888	369
26-1163 RS 40s Disk Drive	203
Same except 40s. Tandem. Save \$5	169
26-1104 M2 H/R Escursion Board	424
26-1105 64K RAM Board	339
26-4163 Disk Drive	510
26-4167 8" Slim Drive	399
Holmes M1, M3 4MHz Speedup Mod	89
Holmes Vid80 CP/M & 80 x 24 Mod	249
Holmes CP/M Operating System	120
Model 3 CP/M conversion 4MHz speed-up 112k RAM, 80 x 24 video, clock/calendar with battery backup & CP/M 2.2 disk with all manuals	450
26-3013 11K RAM For MC-10	42
26-3018 CoCo Low Profile Keyboard	40
26-3018 CoCo Extended BASIC ROM	85
26-6010 M12/12 to M16 68000 Kit	1299
26-6017 M12 Card Cage	169

# Prime Mission

Jeffrey O. Fisher

Prime numbers are cardinal numbers divisible only by their respective selves and 1, and include 1,2,3,5,7,11,13,17,19....

The object of the game Prime Mission is simple: The vicious prime numbers have launched an attack against the Earth, and Earth Command, an international council, is appointed to wage war against the marauders. Earth Command orders you to control their latest weapon: a laser base moving continuously across the bottom of the screen. You cannot stop the base, but you can change its direction of movement and fire the laser at will.

Your commands are simple:

- If the base is moving to the left, change direction with the / key.
- If the base is moving to the right, change direction with the Z key.

## Vicious prime numbers are attacking Earth. Can you meet their challenge and save the planet?

- To fire the vertical laser, press the space bar.

The prime numbers' weapon, the Kamikaze 7 ship (or 7-ship), attempts to collide with your laser base, destroying it and you.

You have ten laser shots; you get another shot for each Kamikaze 7-ship you hit.

### Playing the Game

With the program in memory, type Run. The program asks the maximum

number of kamikaze ships you want on the screen at any time (1-10). The program displays the title and gives playing instructions. Press the space bar when the words "Prime Mission" are displayed to bypass the instructions.

The lower left corner of the screen displays your score, equal to ten times the number of ships you hit. Next to the scoreboard is the total number of shots remaining; the right side of the

### The Key Box

Model I and III  
16K RAM  
Cassette or Disk Basic

```

100 CLS:PRINT"ENTER THE MAXIMUM NUMBER OF KAMIKAZE":INPUT"SHIPS
YOU WANT AT ANY ONE TIME (1-10)";C:IFC<10RC>10THEN100ELSEC=INT(C
):ES=CHRS(179)+CHRS(140)+CHRS(179)
110 BS=CHRS(184)+CHRS(191)+CHRS(180):CLS:PRINTCHRS(23);:TS="P R
I M E M I S S I O N":FORK=1TOLN(TS):FORL=K-1TO447-KSTEP64:PRI
NT@L,MIDS(TS,K,1);AS=INKEYS:IFAS=" "THEN160ELSEPRINT@L," ";NEX
T:L:PRINT@L,MIDS(TS,K,1):NEXT:PRINT:PRINT"BY JEFF FISHER"
120 FORK=1TO200:AS=INKEYS:IFAS=" "THEN160ELSENEXTK:CLS:PRINT"THE
EVIL PRIME NUMBERS HAVE INVADED!!!":PRINT"AND THEY HAVE THEIR N
EW 'KAMIKAZE 7' SHIPS":PRINT"THEY PLAN TO DESTROY HUMANITY BY I
NFESTING EARTH!":PRINT
130 PRINT" EARTH COMMAND HAS GIVEN YOU A LASER BASE ";BS;" A
ND TEN SHOTS":PRINT"TO DESTROY AS MANY AS YOU CAN. THE BASE IS
UNDER CONTINUAL":PRINT"NOTION. HOWEVER, YOU CAN ALTER THE DIREC
TION OF TRAVEL BY"
140 PRINT"PRESSING 'Z' TO MOVE LEFT AND '/' TO MOVE RIGHT.":PRIN
T" THE HIGHER THE VALUE OF THE PRIME NUMBER, THE GREATER":PR
INT"THE NUMBER OF POINTS YOU SCORE. YOU MUST BE DIRECTLY UNDER"
:PRINT"THE NUMBER TO HIT IT. TO FIRE, PRESS THE SPACE BAR. A"
150 PRINT"KAMIKAZE 7 SHIP COUNTS AS A FREE SHOT.":PRINT" THE
GUNNER WITH THE HIGHEST SCORE WILL BE REMEMBERED":PRINT"BY A RE
CORD OF HIS MEMORABLE SKILL.":PRINT:INPUT"PRESS 'ENTER' TO BEGIN
PLAY":AS
160 CLS:PRINT@1000,CHRS(94);:G=G+1:FORK=1TOC:P(K)--1:NEXT:R=10:N
=0:F=10:S=0:I=1:P=995+RND(61):GOSUB370
170 IFP=896THENI=1:PRINT@1000,CHRS(94);:ELSEIFP=957THENI=-1:PRIN
T@1000,CHRS(93);
180 P=P+1:PRINT@," ";:PRINT@P,BS;:FORJ=1TOC:IFP(J)<0THENNEXTJ
190 IFJ=C+1THEN240
200 A=P(J)AND63:B=P+1AND63:IFA>BTHENP(J)=P(J)+61+RND(2)ELSEIFA<B
THENP(J)=P(J)+64+RND(2)ELSEP(J)=P(J)+62+RND(3)

```

```

210 IFP(J)>959THENPRINT@("J", " ");P(J)--1:GOTO230
220 PRINT@("J", " ");:PRINT@P(J),7";:O(J)=P(J):IFP(J)=PORP(J)=P+1
ORP(J)=P+2THENFORK=1TO5:PRINTCHRS(23);:FORL=1TO10:NEXTL:PRINTCHR
S(28);:NEXTK:PRINT@256,"YOU HAVE BEEN DESTROYED BY A KAMIKAZE 7!
";:GOSUB370:GOTO380
230 NEXTJ
240 AS=INKEYS:IFAS="Z"ANDP>896THENI=-1:PRINT@1000,CHRS(93);:ELSE
IFAS="/"ANDP<956THENI=1:PRINT@1000,CHRS(94);
250 IFAS<>" "THEN320
260 PRINT@975,"[";:D=0:FORJ=1TOC:IF(P(J)AND63)=(P+1AND63)ANDP(J)
>P(D)THENDJ
270 NEXTJ:IFD<>0THENS=S+70:U=P(D):ELSEU=0:S=S+10*(15ANDPEEK(1446
5+P))
280 FORK=P-63TOUSTEP-64:PRINT@K,CHRS(191);:NEXT:IFU>0THENFORL=1T
O5:PRINT@P(D)-L,ES;:PRINT@P(D)-1," ";:NEXT:F=F+1
290 FORK=P-63TOUSTEP-64:PRINT@K," ";:NEXT:IFU<>0THENP(D)--1
300 PRINT@975," ";:F=F-1:GOSUB370
310 IFP=0THEN380
320 O=P:FORJ=1TOC:N=N+1+RND(3):IFN>61THENN=N-62
330 IFP(J)<0ANDRND(R)=1THENPRINT@N,"7";:O(J)=N:P(J)=N:ELSEPRINT@
N,RND(3);
340 NEXTJ
350 IFR>2THENR=R-.1
360 GOTO170
370 PRINT@960,"SCORE";:S;:PRINT@980,"SHOTS LEFT";:F;:PRINT@1006,
"TOP SCORE";:H;:RETURN
380 PRINT@448,"MISSION";:G;"OVER":PRINT:IFH>0THENPRINT"CONGRATULA
TIONS!":PRINT"YOU HAVE POSTED A NEW HIGH SCORE!":H=S
390 PRINT"CARE TO PLAY AGAIN (Y/N)?:":GOSUB370
400 AS=INKEYS:IFAS="Y"THEN400ELSEIFAS="Y"THEN160ELSEIFAS="N"THENP
RINT@384,"THANKS FOR PLAYING!":ELSE400

```

Program Listing. Prime Mission.



screen shows the highest score achieved during a mission so far.

Movement slows when you fight more than one kamikaze ship at a time. The computer acknowledges a "fire" command with an up arrow (↑); after firing, the arrow is erased. A right or left arrow at the bottom of the screen indicates the direction the laser base is traveling.

Prime numbers appear across the top of the screen from left to right. Occasionally a 7-ship descends on the laser base like a kamikaze. Launch laser salvos on the attacking 7-ships and dodge those you cannot destroy. You may attack the numbers at the top of the screen to score points.

The game ends when you exhaust your supply of shots or when a Kamikaze 7 destroys your base. You may begin a new mission at your discretion.

There is no perfect score; your goal is to better the top score. You may choose to attack the 7-ships and hope that any missed shots hit a prime number.

The program uses 7-ships because of their maneuverability and unpredictability; destroying one is difficult.

### Variables

Table 1 lists all program variables.

A variable determines the probability of 7-ship creation. Line 160 sets the variable R to 10; the random number function RND(R) picks an integer from 1 to the greatest integer in R. If the array P(n) is not full and RND(R) picks the number 1, the program creates a 7-ship.

As the program continues R decreases, narrowing the choice of integers. RND(R) chooses the number 1 more often, generating more 7-ships; ultimately, the 7-ship is created as often as it is not. The array P(n) remains nearly always full and the game places 7-ships randomly on the screen. You finally cannot simply avoid the 7-ships, and must plan a strategy of defense.

A unidimensional array P(n) keeps track of the Kamikaze 7 ships, where n ranges from one to the maximum number of ships possible (see Fig. 1). If P(n) has a value greater than or equal to zero it indicates the position of the 7-ship on the screen. If P(n) equals -1 it is empty and can be filled with a ship.

The program erases a moving 7-ship from its current position before putting it in a new position. The array

O(n) keeps track of the previous position of the corresponding ship in the array P(n). After the program calculates the new position and stores it in P(n), it uses O(n) to erase the ship. The value in P(n) is used to place the ship back on the screen in its new location. An almost negligible amount of time passes between the two actions, giving the TRS-80 the equivalent of smooth movement.

The And function determines whether two objects on the screen are in the same column. Screen position 269 is directly above 525; 525 minus 269 equals 256. Divide 256 by 64; the quotient equals 4, an integer. Four lines separate positions 525 and 269.

The And function compares two bits (binary digits of either zero or 1). If both of the bits are 1, the And function yields a 1; all other cases result in a zero (see Fig. 2).

A and B are the bits compared; the result is F. Read the first line of Fig. 2 as "zero Anded with zero is zero."

Numbers greater than 1 are represented as a string of bits. For example, 10<sub>2</sub> equals 2 and 11<sub>2</sub> equals 3, where the subscript two indicates that the number is shown in base two (see

A	B	F
0	0	0
0	1	0
1	0	0
1	1	1

Figure 2. Truth table.

Appendix G of the *Level II Basic Reference Manual*, and chapter two of *Programming Techniques for Level II Basic* by William Barden Jr.).

Numbers of more than one bit are

String Variables		
AS	INKEY\$	user's commands.
BS		graphic characters for the laser base.
ES		graphic characters indicating the explosion of a 7-ship.
TS		title of the game.
Numeric Arrays		
O(n)		contains position of all 7-ships. Used to erase a ship from the screen immediately before movement.
P(n)		contains position of all attacking 7-ships.
	Note:	in both cases, n is an integer varying from one to the maximum number of attacking 7-ships.
Numeric Variables		
A,B		used to generate the offensive moves of the 7-ships. A is the number of spaces a 7-ship is from the left of the screen; B is the number of spaces the laser base is from the left of the screen.
C		maximum number of attacking 7-ships.
D		contains value of i in the array P(i) that represents a destroyed 7-ship. The obliterated ship is banished from the array.
F		number of laser shots left.
G		number of games played.
H		highest score achieved in game session.
I		controls the direction of base movement. I = 1 if base is moving to the right and I = -1 if base is moving to the left.
J,K,L		used for iterative (For...Next) loops.
N		used to print prime numbers at the top of the screen.
O		position of laser base before move. Used to erase it from the screen immediately before the move.
P		current position of the laser base.
R		scaling of random number generator. Determines the likelihood of a 7-ship appearing when space is available for one in the array P(n).
S		player's current score.

Table 1. Variables and functions.

Array Subscripts	0	1	2	...	C	n
	Not					
	Used	-1	396	...	555	P(n)

Figure 1. The array P(n). Values of -1 indicate that the ship does not exist; other values represent that ship's position on the screen.

compared bit-for-bit according to their position with reference to the radix point (the general equivalent of the base-ten decimal point). For example,  $1010_2$  Anded with  $1100_2$  is  $1000_2$ , with the radix point understood to be at the extreme right.

A position on the screen is an integral multiple of 64 (the number of lines down the screen) plus some remainder. If two positions have the same remainder they are in the same column. The And function strips off everything except the remainder, any

integer from 0 to 63. It is then simple to compare the two remainders.

Take the numbers that we know are in the same column on the screen: 269 and 525. Apply the And function to each of them with 63 and compare the remainders:

$$\begin{array}{r} 269 = 0100001101_2 \\ \text{AND } 63 = 0000111111_2 \\ \hline 13 = 0000001101_2 \end{array}$$
  

$$\begin{array}{r} 525 = 1000001101_2 \\ \text{AND } 63 = 0000111111_2 \\ \hline 13 = 0000001101_2 \end{array}$$

As you see, the remainders are equal and the two numbers are in the same column.

The And function also determines the amount to add to the score when the laser misses a 7-ship. The PEEK function looks at the memory location corresponding to the place where the laser strikes the top row of numbers and retrieves the ASCII equivalent of what resides at that place on the screen. (A list of alphanumeric characters and their ASCII equivalents is given in Appendix C in the *Level II Basic Reference Manual*.) The decimal equivalents of the ASCII 1, 2, and 3 are respectively 49, 50, and 51. Any of these numbers Anded with 15 ( $= 1111_2$ ) gives the binary value. The program takes this result, multiplies it by 10 and adds it to the current score. If the laser strikes a blank space the Anded value is zero.

#### Remarks and Changes

When a 7-ship explodes it may obscure an adjacent 7-ship with scattering debris. You can destroy no more than one 7-ship with one shot even if two or more 7-ships occupy the same spot.

This game has a maximum of 10 attacking 7-ships (based on  $O(n)$  and  $P(n)$  arrays). If you should want more than 10, alter the program slightly by enlarging the array.

Suppose you want as many as 30 7-ships descending upon you. Add the following line: 10 DIM O(30), P(30) and change IFC>10 in line 100 to IFC>30. However, fighting 30 7-ships can make movement almost unbearably slow. ■

Jeffrey O. Fisher can be reached at 414 West 41st St., Sand Springs, OK 74063.

Line(s)	Description
100	lets user determine the maximum number of ships on the screen and assigns the graphic string for the simulation of exploding 7-ships.
110	assigns the graphic string for the laser base, displays the title of the game and the author's name.
120-150	delays for title page and gives instructions. The user must press Enter to begin play.
160	clears the screen, initializes the variables (so the game begins with no 7-ships) and the display.
170	switches the direction of laser base movement if it reaches the edge of the screen.
180-200	moves the laser base and checks for existing 7-ships to determine their offensive moves.
210	erases an attacking 7-ship that has moved off the display.
220	moves the 7-ship and informs the player if he has been destroyed.
240	sets the variable I to -1 or 1 according to keyboard input. Also changes the direction arrow to reflect movement of the base.
250-300	finds the closest 7-ship in the
	line of fire, explodes it, turns it off in the array P(n), and adds 70 points to the score. Adjusts the score if the laser hits a prime at the top of the screen.
310	terminates game if all shots are fired.
320-340	generates random prime numbers and the 7-ships.
350	decreases the scaling factor for the generation of 7-ships. This makes it more likely that 7-ships will appear whenever space is available in the array P(n).
360	goes to line 170 for the next movement and command.
370	displays the current score, number of laser shots left, and the highest score so far.
380	tells the player that the mission is over and congratulates him if he has achieved the highest score so far.
390	queries the player if he would like to play again.
400	waits for player to decide whether or not he wants to play another game. If so, the program then continues execution at line 160. Otherwise, the user is thanked and the program terminates execution.

Note: In the listing the up-arrow is represented as a left square bracket (⌈).

Table 2. Program description.

## MIKROKOLOR

### TRS-80\* MODEL 100 COLOR GRAPHICS

High resolution color graphics for graphs, charts, games, animation, business applications, teaching, scientific display. Allows full sized color text and graphics as featured in 80 Micro magazine, May & June 1983.

Display on any sized Color Monitor or Color TV with modulator.

256 x 192 Color Graphics - 15 colors plus transparent.  
3 dimensional Sprite planes - Simultaneous display of planes.

4 Modes of operation available:

1. TEXT: 24 lines - 40 characters per line, 6 x 8 matrix, 256 user definable characters.
2. MULTICOLOR: 64 x 48 Color Graphics.
3. GRAPHICS 1: 256 x 192 Color Graphics, 24 lines - 32 characters, 8 x 8 matrix, 2 colors per character.
4. GRAPHICS 2: Same as Graphics 1 except 16 colors per character.

SPRITES: Active in all but text mode, 32 prioritized 3-D planes, 15 colors plus transparent, easily provides animated graphics with simultaneous display of all sprites. Composite Video Output (NTSC). Comes with sample programs and instructions. No hardware modifications necessary, plugs into expansion socket. Uses Texas Instruments TMS9918A Video Display Processor. On board RAM uses no system memory space.

User manual only - \$5.00. Money Order, COD, checks or credit card. Personal checks must clear. COD add \$2.00. Visa, Mastercard add 4%. Calif. residents add 6% sales tax. DEALER INQUIRIES INVITED.

**\$235.00** Assembled and tested.

**\$195.00** Kit, with instructions

\*TRS-80 Trademark of Radio Shack/Tandy Corp.


### ANDREASEN'S ELECTRONICS RESEARCH & DEVELOPMENT, Inc.

Technical Assistance: Box 5686, Vandenberg, Ca. 93437

To Order: 1548 Monterey St, San Luis Obispo, Ca. 93401 ph (805) 541-6398

✓172

# Every Z80 assembly-language programmer needs this book.



Programming in assembly language requires good tools. *TRS-80/Z80 Assembly Language Library*, a complete reference book on TRS-80 Model I assembly language, is the best tool you can find. In over 300-pages, 45 figures, and 75 program listings, author Craig A. Lindley explains the details of Model I hardware and software and shows you how to write programs that squeeze every bit of performance out of your computer. This book will teach you:

- how to use ROM and DOS routines in your own programs
- how to perform disk input/output
- how to access the video display and keyboard
- how to write easy-to-use programs
- how to perform arithmetic operations
- how to use the undocumented Z80 instructions

You'll also learn about disk operating systems, device handling, base conversion, parameter passing, and more.

*TRS-80/Z80 Assembly Language Library* contains a library of ready-to-run utility programs that are worth many times the book's cost. Included with the book are two Model I TRSDOS-compatible disks\* containing utilities for printer formatting and spooling, single-key entry of strings, disk editing, base conversion, password encoding and decoding, and more. You get more than 15 valuable utilities, and the source code files are included, so you can examine, modify, and learn from every program.

Many of the programs also run on the Model III, and

TRS-80/Z80 Assembly Language Library is a Wayne Green publication  
TRS-80, TRSDOS, Model I, Model III are registered trademarks of the Radio Shack  
Division of Tandy Corp.  
Z80 is a registered trademark of Zilog

those that do not require only minor modification. One of the book's four sections is dedicated to routines and programs that run on any Z80-based system. No matter what Z80 computer you program, this book has something for you.

It's a book that's designed to be used. The text is set in large type, and the book is bound in an 8½- x 11-inch easel-backed binder that stands up next to your computer. So there's no squinting at tiny type and fighting to keep the book open.

The whole package—book, disks, and binder—is yours by mail for the introductory price of only \$29.97. And if you charge it, you can even call toll-free to order. Reserve your copy now, because after October 31, the price will be \$34.97.

*TRS-80/Z80 Assembly Language Library*. It's the assembly-language book for the '80s.

\*Disks do not contain a disk operating system; two disk drives or a disk copy utility are required to transfer the files.

Call toll-free 1-800-258-5473 for credit card orders or send \$29.97 plus \$4.50 shipping and handling to Wayne Green Books, Retail Sales, Peterborough NH 03458.

## I need *TRS-80/Z80 Assembly Language Library*.

Send me \_\_\_\_\_ copies of *TRS-80/Z80 Assembly Language Library* (BK7395-01) @ \$29.97 each. I have enclosed \$4.50 per system for shipping and handling.

MasterCard  VISA  AmEx  payment enclosed

Card # \_\_\_\_\_ Expires \_\_\_\_\_

InterBank# \_\_\_\_\_ Signature \_\_\_\_\_

Name \_\_\_\_\_

Address \_\_\_\_\_

City \_\_\_\_\_ State \_\_\_\_\_ Zip \_\_\_\_\_

**Wayne Green Books, Retail Sales, Peterborough, NH 03458**

33MBEL

# Directory Assistance

by Les N. Delmarter

I'm plagued by a minor, but nagging, inconvenience with the Model II disk directory. When I call it, the directory display scrolls off the screen before I've had a chance to give it a good going-over. Sometimes I have to list the directory several times in succession to make sure I haven't missed any files. So I wrote a program called Files that solves the problem.

**Keep your Model II disk directories from scrolling out of sight with this handy utility.**

Files runs under TRSDOS 2.0 or TRSDOS 2.0a. It loads the entire directory into memory, sorts it alphabetically, then lists each file on the display.

The program lists only file names so the entire directory fits on the display at once, even if the disk is full. In addition, Files displays the date, time, drive number, and disk name at the top of the screen.

Program Listing 1. Files source code.

```
.Mon      00000  000.38,19 00
00010 ;      "FILES" DIRECTORY SORTING/LISTING PROGRAM.
00020 ;      WRITTEN FOR THE TRS-80 MODEL II BY
00030 ;      LES DELMARTER, OWNER
00040 ;      CUSTOM SOFTWARE SERVICES
00050 ;      P.O. BOX 150
00060 ;      PORTERVILLE, CA 93258
00070
00080
00090
00100      ORG          7000H
00110 FILES      LD          HL,2701H;      FIND SPACE FOLLOWING PROGRAM
00120            LD          DE,SPC;      NAME.
00130            LD          B,1
00140            LD          A,49;      SEARCH SUPERVISOR CALL.
00150            RST          8
00160            JR          Z,SK;      NO SPACE. SKIP TO NEXT ROUTINE.
00170            XOR          A
00180            ADD          A,30H;      CONVERT TO ASCII CODED HEX.
00190            JR          CONT
00200 SK         INC          HL;      CHECK FOR DRIVE SPEC.
00210            LD          A,(HL)
00220            CP          '4'
00230            JR          NC,SEP;      CHECK FOR SEPERATOR.
00240            LD          (DRIVE),A;      SAVE DRIVE NUMBER.
00250            CP          0;      IS DRIVE SPEC IN BINARY ?
00260            JR          Z,BYP;      YES.
00270            SBC          A,30H;      NO. CONVERT.
00280 BYP       LD          B,A;      PUT DRIVE SPEC IN B.
00290            LD          C,0;      RANDIR FUNCTION SWITCH.
00300            LD          HL,BUFFER
00310            LD          A,53;      RANDIR SVC.
00320            RST          8
00330            JR          NZ,ERROR;      ERROR OCCURED.
00340            CALL         DISKID;      GET DISK ID INFO.
00350            CALL         SORT;      SORT DIRECTORY.
00360            CALL         HEAD;      CLS, DISPLAY HEADING.
00370            LD          HL,BUFFER
00380 LP        LD          A,(HL);      CHECK FIRST CHARACTER.
00390            CP          ' ';      IS IT BLANK ??
00400            JR          Z,SKIP;      YES. SKIP OVER IT.
00410            CP          ' ':      IS IT A VALID ENTRY ??
00420            JR          NZ,END;      NO. END
00430            INC          HL;      BUMP POINTER.
00440            CALL         FIND;      FIND CARRIAGE RETURN.
00450            LD          B,15;      FIND CARRIAGE RETURN.
00460            LD          C,20H      DISPLAY IT.
00470            LD          A,9
00480            RST          8
00490            JR          NZ,ERROR
00500 SKIP      LD          BC,0033;      INCREMENT POINTER
00510            ADD          HL,BC;      TO NEXT DIRECTORY SLOT.
00520            LD          DE,(TOP);      GET ENDING ADDRESS FOR DIR
00530            SBC          HL,DE;      BUFFER. IS CURRENT POINTER
00540            JR          NC,LP;      LARGER ??
```

Listing 1 continued

## Creating Files

To create the program, enter the source code into an editor/assembler if you have one. Otherwise, enter the object code directly, using the Model II's Debug feature. I'll discuss both methods.

## Editor/Assembler Method

Program Listing 1 contains the Files source code. The program resides at 7000 hexadecimal (hex), so you can run it on either a 32K or 64K Model II without modification.

## Debug Method

Program Listing 2 provides the object code you can enter with Debug. At the TRSDOS READY prompt, type DEBUG ON and press the enter key. Then type DEBUG and press the enter key a second time.

Press the M key, type 7000, and press the enter key. Then hit the F1 key and

## The Key Box

**Model II  
64K RAM  
Assembly Language  
MII Editor/Assembler or Debug  
TRSDOS 2.0 or 2.0a**

```

00550 JR      END;
00560 ERROR LD    B,A;
00570 LD      A,39;
00580 RST     8
00590 END  RST     0;
00600 SEP  CP     ':';
00610 JR      NZ,BAD;
00620 INC     HL;
00630 LD      A,(HL);
00640 CP     '4';
00650 JP     C,CONT;
00660 BAD  LD      A,48;
00670 JR      ERROR;
00680 FIND PUSH   HL;
00690 LP1  INC     HL;
00700 LD      A,(HL);
00710 CP     ':';
00720 JR      NZ,LP1;
00730 LD      (HL),20H;
00740 INC     HL;
00750 LD      (HL),20H;
00760 INC     HL;
00770 LD      (HL),20H;
.
00780 POP    HL;
00790 RET
00800 SORT LD    HL,BUFFER;
00810 LP2  LD      A,(HL);
00820 CP     '#';
00830 JR      Z,FOUND;
00840 LD      BC,0034;
00850 ADD    HL,BC
00860 LD      A,(COUNT);
00870 DEC    A
00880 LD      (COUNT),A;
00890 JR      NZ,LP2;
00900 JR      ERROR
00910 FOUND LD    BC,0034;
00920 SBC   HL,BC;
00930 PUSH  HL;
00940 POP  DE
00950 LD    IX,BUFFER;
00960 LD    B,1
00970 LD    C,34
00980 LD    H,0
00990 LD    L,15
01000 LD    A,56
01010 RST   8
01020 RET
01030 HEAD LD   BC,0101H;
01040 LD    A,7
01050 RST   8
01060 JR   NZ,ERROR
01070 CALL DATE;
01080 LD   HL,MSG1;
01090 LD   B,MSG1X-MSG1
01100 LD   C,0
01110 LD   A,9
01120 RST   8
01130 JR   NZ,ERROR
01140 RET
01150 DATE LD   HL,B1;
01160 LD   B,0
01170 LD   A,45
01180 RST   8
01190 JP   NZ,ERROR
01200 LD   HL,B1;
01210 LD   DE,DT
01220 LD   BC,0003H
01230 LDIR
01240 LD   HL,B1+3
01250 LD   DE,DT+4
01260 LD   BC,0003H
01270 LDIR
01280 LD   HL,B1+6
01290 LD   DE,DT+9
01300 LD   BC,0002H
01310 LDIR
01320 LD   HL,B1+8
01330 LD   DE,DT+12
01340 LD   BC,0004H
01350 LDIR
01360 LD   HL,B1+15
01370 LD   DE,DT+21
01380 LD   BC,0008H
01390 LDIR
01400 RET
01410 DISKID LD  HL,ID
01420 LD    A,(DRIVE)
01430 SUB   30H
01440 LD    B,A
01450 LD    A,15
01460 RST   8
01470 JP   NZ,ERROR
01480 RET
01490 MSG1 DEFB 1AH;
01500 DEFM ' SORTED DIRECTORY LIST ' REVERSE VIDEO CODE.
01510 DT  DEFM '
01520 ID  DEFM '
01530 DEFM ' DRIVE '
01540 DRIVE DEFB 30H
01550 DEFM ' '
01560 DEFB 19H;
01570 MSG1X EQU  $
01580 SPC  DEFB 20H
01590 COUNT DEFB 97
01600 TOP  DEFB 0
01610 B1  DEFB 26
01620 BUFFER DEFB 0
01630 END   FILES
YES. END.
MOVE ERROR CODE TO B.
DISPLAY ERROR CODE.
JP TO TRSDOS READY.
WAS COLON IN DRIVE SPEC ??
NO. BAD DRIVE SPEC.
YES. BUMP POINTER.
NEXT CHARACTER SHOULD BE
LESS THAN 4.
OK. CONTINUE.
NO. BAD DRIVE SPEC .
DISPLAY ERROR CODE 48.
SAVE POINTER.
BUMP POINTER.
CHECK CHARACTER IN HL.
IS IT A COLON ??
NO. GO AGAIN.
YES. REPLACE IT WITH A BLANK.
BUMP POINTER.
REPLACE DRIVE # WITH BLANK.
BUMP POINTER.
REPLACE CARRIAGE RETURN WITH BLANK.
RESTORE POINTER.
SORT ENTRIES IN RAM.
FIND END OF DIRECTORY IN BUFFER.
'*' MARKS END OF DIRECTORY.
FOUND IT. CONTINUE.
BUMP POINTER BY 34 BYTES.
BUMP COUNT.
SAVE COUNT.
SHOULD NEVER BE ZERO.
MOVE POINTER TO
START OF LAST DIR. ENTRY.
TRANSFER TO DE.
SET UP REGISTERS FOR SORT.
CLS, 80 CHAR/NORMAL MODE.
SET UP DATE IN BUFFER.
DISPLAY HEADING.
GET DATE/TIME INTO BUFFER B1.
TRANSFER TO MESSAGE BUFFER.
NORMAL VIDEO CODE.

```

**MAKE YOUR OWN SIGNS IN MINUTES**

Reduction of an actual sign

335

**The Banner Machine** ©

- For the TRS-80 I & III with 32K tape or 48K disk
- For use on the Epson MX-80 with Craftrax
- Uses dot graphics instead of TRS-80 block graphics
- Menu-driven program
- Operation similar to a word processor
- Makes signs up to 10" tall by any length
- 10 sizes of letters from 3/4"-8" high
- Mono or proportional spacing
- Automatic centering; Right and left justifying
- Makes borders of variable width up to 3/4"

Order The Banner Machine — \$49.95 from

Virginia Micro Systems  
13646 Jeff Davis Highway  
Woodbridge, Virginia 22191

Phone (703) 491-6502

**FINALLY!!**

ARCADE GAMES AND GOOD GRAPHICS FOR

**MODEL 2, 12, 16**

\$19.95 each - or two for \$29.95!

Galactic Invaders . . . . . Munchman  
Quest for Adventure . . . . . Meteors  
Space Trek . . . . . Wormy  
Computer Casino . . . . . Bust-out  
The Wrath of Ken . . . . . Chess  
Racer X . . . . . Othello

Call or write for full game list  
**KUZEL COMPUTER SERVICES**  
8654 W. Berwyn Ave. #3S  
Chicago, Illinois 60656  
(312) 399-0273

**wabash**  
5/8" single-side, single-density, double-density  
add \$2/box. 8" disks comparably priced. Add \$2 per order shipping. In Illinois add 6% sales tax. Immediate shipment on VISA, Master Card or Money Order; Add 14 days for personal checks.

**DISKETTES!**  
**\$18.95/box (10)**  
with FREE library case!

CALL TOLL FREE (800) 222-1248

In Illinois Call (312) 882-8315  
DEALERS! SCHOOLS! USER GROUPS!  
Call for our low volume discount prices!

**DIGITAL IMAGES**  
Box 941005, Schaumburg IL 60194

```

7000 21 01 27 11 6C 71 06 01 3E 31 CF 28 05 AF C6 30
7010 18 06 23 7E FE 34 30 49 32 69 71 FE 00 28 02 DE
7020 30 47 0E 00 21 8A 71 3E 35 CF 20 30 CD 0A 71 CD
7030 81 70 CD AF 70 21 8A 71 7E FE 20 28 11 FE 3A 20
7040 1F 23 CD 70 70 06 0F 0E 20 3E 09 CF 20 0E 01 21
7050 00 09 ED 5B 6E 71 ED 52 30 DE 18 04 47 3E 27 CF
7060 C7 FE 3A 20 07 23 7E FE 34 DA 18 70 3E 30 18 EC
7070 E5 23 7E FE 3A 20 FA 36 20 23 36 20 23 36 20 E1
7080 C9 21 8A 71 7E FE 23 28 0F 01 22 00 09 3A 6D 71
7090 3D 32 6D 71 20 EE 18 C4 01 22 00 ED 42 E5 D1 DD
70A0 21 8A 71 06 01 0E 22 26 00 2E 0F 3E 38 CF C9 01
70B0 01 01 3E 07 CF 20 A5 CD C7 70 21 1A 71 06 52 0E
70C0 00 3E 09 CF 20 96 C9 21 70 71 06 00 3E 2D CF C2
70D0 5C 70 21 70 71 11 36 71 01 03 00 ED B0 21 73 71
70E0 11 3A 71 01 03 00 ED B0 21 76 71 11 3F 71 01 02
70F0 00 ED B0 21 78 71 11 42 71 01 04 00 ED B0 21 7F
7100 71 11 4B 71 01 08 00 ED B0 C9 21 57 71 3A 69 71
7110 D6 30 47 3E 0F CF C2 5C 70 C9 1A 20 53 4F 52 54
7120 45 44 20 44 49 52 45 43 54 4F 52 59 20 4C 49 53
7130 54 20 20 20 20 20 20 20 20 20 20 20 20 20 20
7140 20 20 20 20 20 20 20 20 20 20 20 20 20 20 20
7150 20 20 20 20 20 20 20 20 20 20 20 20 20 20 20
7160 20 20 20 44 52 49 56 45 20 30 20 19 20 61 00 00
7170 00 00 00 00 00 00 00 00 00 00 00 00 00 00 00

```

Program Listing 2. Files object code.

enter the code in Listing 2. When the code fills the display area, press the F2 key to store the code you entered.

Press the M, down-arrow, and F1 keys. This moves Debug to the next 80-byte display block so you can con-

tinue entering the code in Listing 2.

When you've entered all the code, press the F2 key to exit the edit mode, then press the O key to exit Debug.

At the TRSDOS READY prompt, type DEBUG OFF and press the enter

key. Then type DUMP FILES START = 7000, END=7177, TRA = 7000 and press the enter key.

### Using Files

To use Files, type FILES at the TRSDOS READY prompt and press the enter key. The program displays the files in drive zero. If you want the directory of a disk in another drive, type FILES followed by a space and the number of the drive (zero to 3). For example, to list the files in drive 1, type FILES 1.

Alternatively, you can call Files from Basic using the command SYSTEM "FILES" or a similar statement in your Basic program. However, doing so wipes out any Basic program in memory because the Files program resides in the same area of memory as a Basic program would.

To solve this problem, you must have a 64K Model II with an editor/assembler. Specify an origin address of F000 rather than 7000 to store Files above user memory, out of the way of any Basic program. ■

Contact Les N. Delmarter at Custom Software Services, P.O. Box 150, Porterville, CA 93258.



# PIK'EM

---

# 1983

**67%**  
**ACCURATE**  
 AGAINST POINTSPREAD  
 1982 SEASON  
 INCLUDING  
 AN OUTSTANDING  
 13 OF 15  
 PLAY-OFF GAMES

ORDERS CALL COLLECT  
 PHONE LINES OPEN 24 HOURS

A COMPLETE PRO FOOTBALL PREDICTION PROGRAM  
 FOR THE 1983 NFL SEASON—INCLUDING PLAY-OFFS

\* \* \* \* \*  
 \*20 MIN DATA INPUT PER WEEK WILL GIVE YOU  
 THE EDGE\*

**\$29<sup>95</sup>**

INCLUDES: DISC  
 DOCUMENTATION

TRS-80 MODEL I / III  
 IBM PC  
 APPLE  
 REQUIRES 32K

\*STATISTICS NEEDED TO RUN THIS  
 PROGRAM ARE AVAILABLE IN  
 LOCAL NEWSPAPERS

OR  
 MARATHON WILL FURNISH ALL  
 NECESSARY STATS IN AN EASY TO  
 READ ONE PAGE FORMAT FOR 19  
 WEEKS.

STATS ONLY .....\$35<sup>00</sup>

### — FEATURES —

- DISPLAYS PREDICTED SCORES 219 GAMES
- DISPLAYS ACCUMULATED STATS/TEAM
- DISPLAYS AVERAGE STATS/TEAM
- HARDCOPY PRED — STATS — AVE
- AUTOMATIC OPPONENT INPUT
- AUTO STORE DATA — NO 'SAVE'
- UPDATEABLE FOR 1984

IF PROGRAM IS BOUGHT AFTER  
 SEASON STARTS — ALL PREVIOUS  
 STATS NECESSARY TO UPDATE WILL  
 BE INCLUDED — NO CHARGE.

### OTHER PROGRAMS

- PIK'EM 1984 FOR USFL •
- HOME BUDGET PLANNER •
- LETTER WRITER •

**Marathon Software Dept M**

P. O. Box 1349

Jacksonville, Texas 75766

Phone (214) 586-8212

241

NAME \_\_\_\_\_  
 ADDRESS \_\_\_\_\_  
 CITY \_\_\_\_\_ ST \_\_\_\_\_ ZIP \_\_\_\_\_  
 PIK'EM 29<sup>95</sup>  STAT SER 35<sup>00</sup>   
 MI  MIII  APPLE  IBMPC   
 VISA  MC  PAY ENC   
 CARD EXPIRES \_\_\_\_\_

# 3400 USER<sup>®</sup> NEWSLETTER

Word Processing/Data Base News  
for Model III, IV, & 100

3400 USER<sup>®</sup> is the first newsletter devoted primarily to WORD PROCESSING & DATA BASE use for Models III, IV, & 100. It is intensely reader/user oriented on the premise that average users discover outstanding time-saving ideas and want to share. We publish these submitted gems the very next month using simple low-budget printing methods. Includes monthly TUTORIAL on some aspect of word processing/data base you can use NOW. & actually see your investment produce! Corporate product news, bugs & fixes covered promptly. 3400<sup>™</sup> is for "Average Down-to-Earth Word Processor Users" who don't know their Peck from their Puke. 3400<sup>™</sup> is for YOU, the day-to-day user. (If that's actually your secretary... she'll love you for subscribing.) Join up before January 84 & receive our "JUST DO IT!" poster with your first issue. Submissions welcomed. \$24.00 per year. 1st class.

Send cash, check, money order to:  
**CREST SOFTWARE** ✓ 223

2132 Crestview Drive • Durango, CO 81301  
(303) 247-9518

Visa, MC accepted, include card # and expiration date.  
3400 USER<sup>®</sup> & 3400<sup>™</sup> are trademarks of Crest Software, Durango, CO

## SCRIBE REAL WORD PROCESSING CAPABILITY

for the  
Radio Shack TRS 80  
**MODEL 100**

Portable Computer  
USES ONLY 2K RAM STORAGE

**\$24.95**

PLUS \$2.00 HANDLING  
Chattanooga Systems Associates  
P.O. Box 22261  
Chattanooga, TN 37422  
**DEALERS INQUIRE** ✓225

TRS-80 MODEL 16

# XENIX

- CONSULTING
- SYSTEM CONFIGURATION
- INSTRUCTION


**INTERACTIVE  
SYSTEMS DESIGN**  
SUITE 201, 170 BROADWAY  
NEW YORK, N.Y. 10038  
(212)233-6923 ✓147

ALWAYS AT  
SALE PRICES

# TRS-80<sup>®</sup>

ALWAYS AT  
SALE PRICES

OUR TRS-80s Have the Radio Shack warranty



MODEL 4



MODEL 12

To get YOUR SALE price CALL:  
**1-800-433-SALE**



**WE SHIP  
FAST!**

DFW COMPUTER CENTER  
326 MAIN ST., GRAPEVINE  
TEXAS 76051 — (817) 481-7283



MODEL 100

RADIO SHACK

✓282

## ATTENTION DEALERS! RS-232 BOARD FOR TRS-80 MODEL 3 or 4

Functionally equivalent to the Radio Shack RS-232 Board. Meets EIA RS-232C specifications. Programmable baud rate from 50 to 19,200 baud. Programmable parity. Word length and stop bits. Full or half duplex operation.

**IMAGE TECHNOLOGY INC.**

(303) 794-2074

5994 South St. Paul Way  
Littleton, CO 80121

Volume discounts  
available.

One year warranty. ✓89



## The Drawing Board

- Circles, Lines, Paintbrush, Text, Animation
- Fill, Mirror, Image, Inverted Screen, Enlarge
- Saves graphics as BASIC program
- Screen dump to printer - full or half size
- Disk or tape storage
- Model I, III, 4
- Documentation included

Tape \$24.99 Disk \$29.99 Manual only \$5.00\*

Send Check or Money Order (Indicate model)  
J & A Associates  
P.O. Box 1894  
Wheaton Station, Maryland 20902

\* Purchase price may be applied to tape or disk at later date  
Maryland residents add 5% sales tax

✓437

## 8K MEMORY MODULES FOR THE MODEL 100 PORTABLE COMPUTER

**\$85 each**

**2 or more \$80 each**


Exact Replacement for RS Memory  
Easy to Install  
Warranty Included  
VISA and MC Accepted

**iota systems**

1690 Day Valley Road  
Aptos, CA 95003  
(408) 684-0482

✓400

Prices Subject To Change Without Notice  
TRS-80 is a trademark of Tandy Corporation



## Nag Analysis

Conversion by Mare-Anne Jarvela  
80 Micro Technical Editor

If you've got an eye for the horses, bring your Model 100 to the race track and make big bucks.

This conversion (Program Listing 1) of Dave Crosby's program Nag Analysis (80 Micro, July 1981, p. 243) rates horses by a handicapping system. My conversion runs in 8K RAM.

You enter information about the horse: days between races, race distance, class, gain in stretch, call positions, jockey's weight, speed rating, and earnings, and the horse is given a number rating for each category. After all the information is entered, the score is totaled. Either enter the number of another horse you want evaluated or press the zero key.

When you hit the zero key, the question "Do you want to see a list?" appears. Enter Y and the rating list appears on the screen. If you also want a printout, answer Y to the next question. When you answer the date prompt, you need only enter the day, not the month and year.

If the horse hasn't raced in the last 15 days, the program automatically eliminates it. If the horse has been in a race within 15 days, the program awards it 10 points. Enter the distance: 8 for eight furlongs, 2 for two miles, 4.16 for 4 1/16, and so on. If the distance is the same for both this race and the last, the program adds 10 points to the total score. The class question asks for the horse's claim for this race and the previous race. The horse is awarded points if the difference between races is significant. Stretch gain for the horse's last three races receives 10 points.

When you answer the call position question, remember that it's for the last three races (any calls). If the horse came in first five times, enter 5. A first call is worth 10 points and a second call five. Again, 10 points if the jockey's weight stays the same both races.

After you enter the last three speed ratings, the program

averages them and assigns points accordingly. The last question is about the earnings for the year. The program divides earnings by the number of starts the horse made, and awards the appropriate number of points.

The total score appears on the screen for the post position that you entered and is written to the NAG.DO file. The NAG.DO file also contains all of the post positions and the scores. To rate another horse, enter a new post position number. By loading the NAG.DO file you can get a list of all of the horses on the screen. The NAG.DO file stays the same until the next time you start the program.

Bet on the horse with the highest score and hope to win. ■

### Program Listing 1. Nag Analysis.

```

10 'HORSES
20 MAXFILES=2: CLEAR:CLS:N=0
30 INPUT"TODAYS DATE ";A
40 INPUT"DAYS IN PREVIOUS MONTH ";C
50 INPUT"TODAYS DISTANCE ";B:J=0:L=15
60 INPUT"POST # ";E:IF E=0THEN 510
70 IF E>15 THEN 60
80 D=0:IF E>J THEN LET J=E
90 IF E<L THEN LET L=E
100 CLS:PRINT"DAYS BETWEEN RACES "
110 INPUT"LAST RACE DAY ";F:G=A
120 IF F>G THEN LET G=G+C
130 IF (G-F)>15 THEN PRINT"ELIMINATED":
GOTO 60
140 I=10:GOSUB 480
150 INPUT "DISTANCE LAST RACE ";R
160 IF R=B THENLETI=10:GOSUB480:GOTO180
170 GOSUB 500
180 CLS:PRINT"CLASS CHECK"
190 INPUT"TODAYS CLAIM";S
200 INPUT"LAST CLAIM ";G
210 I=INT ((G-S)/100+.5):GOSUB 480
220 CLS:INPUT"GAIN IN STRETCH (Y/N)";K$
230 IF K$="Y"THEN LET I=10:GOSUB 480:GOT
O 250
240 IFK$="N"THENGOSUB 500ELSEGOTO220
250 CLS:PRINT"RUNNING POSITION"
260 INPUT"1ST ANY CALL ";U
270 INPUT"2ND ANY CALL ";V
280 I=U*10+V*5:GOSUB480
290 CLS:PRINT"ASSIGNED WEIGHT"
300 INPUT"JOCKEY'S WEIGHT THIS RACE ";WT
310 INPUT"JOCKEY'S WEIGHT LAST RACE ";WL
320 IF WT=WLTHENLET I=10:GOSUB480:GOTO34
0
330 GOSUB 500
340 CLS:PRINT"LAST 3 SPEEDS"
350 INPUT "FIRST ";XF
360 INPUT "SECOND ";XS
370 INPUT "THIRD ";XT
380 I=INT ((XF+XS+XT)/3+.5):GOSUB 480
390 CLS:PRINT"AVERAGE EARNINGS"
400 INPUT"YEARS EARNINGS ";Z
    
```

Listing 1 continued

N	Counter	U	First any call
A	Today's date	V	Second any call
C	Days last month	WT	Weight this race
B	Today's distance	WL	Weight last race
E	Post number	XF	First speed
D	Total points awarded	XS	Second speed
F	Last race day	XT	Third speed
I	Awarded points	Z	Year's earnings
R	Distance last race	Y	Number of starts
S	Today's claim	T	Delay variable
G	Last claim	PS	Y/N input
K\$	Y/N input		

Table 1. Nag Analysis variables list.



Listing 1 continued

```

410 INPUT"NUMBER OF STARTS ";Y:IF Y=0 TH
EN LET I=0:GOTO 430
420 I=INT(Z/Y*.1):D=D+I
430 PRINT"AWARD ";I:FORT=1TO200:NEXTT
440 CLS:PRINT"SCORE: PP# ";E;" IS ";D
450 IF N>0 THEN GOTO 470
460 OPEN"RAM:NAG.DO"FOROUTPUTAS1
470 PRINT#1,"PP# ";E;" IS";D:N=N+1:GOTO
60
480 D=D+I:PRINT"AWARD ";I
490 PRINT"SCORE NOW";D: FORT=1TO200:NEXT
T:RETURN
500 PRINT "NO POINTS AWARDED":FORT=1TO20
0:NEXTT:RETURN
510 CLOSE:K$="":CLS:INPUT"DO YOU WANT TO
SEE LIST(Y/N) ";K$:IFK$="N"THEN END
520 OPEN"RAM:NAG.DO"FORINPUTAS1
530 INPUT#1,F,E,G,D
540 PRINT"PP# ";E;" IS ";D
550 IFNOT EOF(1)THENGOTO530
560 CLOSE
570 PRINT:PRINT"PRESS ANY KEY TO CONTINU
E"
580 IFINKEY$=""THEN580
590 INPUT"DO YOU WANT A PRINT OUT(Y/N)";
P$
600 IF P$="Y"GOTO620
610 IF P$="N"THEN END ELSE GOTO 590
620 OPEN"RAM:NAG.DO"FORINPUTAS1
630 INPUT#1,F,E,G,D
640 LPRINT"PP# ";E;" IS ";D
650 IFNOT EOF(1)THENGOTO630
660 CLOSE:END

```

## Harmony and Me

by Ben Firschein

The TRS-80 Model 100's tone generator lets you make music. You can access it easily from Basic with the Sound command. The manual provides a table that matches tone codes with musical notes.

The Model 100 generates notes within a range of five octaves. Unfortunately, there's no software that lets you compose, play back, save, or load a song. To play a song using the tone generator, you must write a program in Basic and use the table in the manual to find the necessary codes. **Harmony, Program Listing 2**, solves this problem. It runs in 8K RAM.

The program's menu displays the commands. You enter the names of the notes rather than tone codes.

The program plays the note as you press the key, much like a musical instrument would, and it also lets you play the complete song when you're done. You can save the song to load and play it later.

### The Main Menu

When you run the program, a menu appears, displaying the amount of free memory and the following options: Make a song, Play back, Save, Load, What are my files, and Quit. Press the appropriate key to select an option. If you don't select an available option, the menu redisplay.

If you don't have enough memory to run the program, the program notifies you and requests that you make more space available and terminates its execution. You can either delete

# Continuous Checks, Statements, and Invoices for Desk-Top Computers

- Compatible with software from over 300 sources. Or program to NEBS standard forms yourself.
- Continuous Micro-Perf™ Letterheads and matching continuous Envelopes provide a clean, trim look.
- Also, diskettes, continuous labels, other supplies and accessories.
- Our policy is to process forms printed with your name within 6 working days. Then ship direct to you (We pay shipping charges on prepaid orders).

**QUALITY PRODUCTS  
SMALL QUANTITIES AT LOW PRICES  
MONEY-BACK GUARANTEE**

## FREE Full-color, catalog

fast service by mail or phone

**TOLL FREE 1 + 800-225-9550**

(Mass. residents 1 + 800-922-8560)

NAME/TITLE		PHONE
COMPANY		
STREET		
CITY, STATE, ZIP		
SOFTWARE BRAND	PACKAGE #	<input type="checkbox"/> DO OWN PROGRAMMING
COMPUTER BRAND	MODEL	PLAN TO PURCHASE WITHIN
YOUR LINE OF BUSINESS		NUMBER OF EMPLOYEES
MOST OFTEN USE MY COMPUTER FOR		
<input type="checkbox"/> WORD PROCESSING	<input type="checkbox"/> ACCOUNTING	<input type="checkbox"/> OTHER

15110

533

**Neb's Computer Forms**  
12 South Street, Townsend, Massachusetts 01469  
A Division of New England Business Service, Inc.

Lines	Special Feature (*)	Comments
0-4		Program declaration.
5	*	Model 100 Basic goes to line 200 if there's an error while running the program. (See commentary on lines 200-250 for information on error handling.)
8		Sets maximum number of notes. Change this depending on how much memory your machine has.
10-26		Dimension statements.
30	*	Reads data on notes. The codes (lines 1000-1220) are taken from the table in the manual under the Sound command. The rows are the notes and the columns are the octaves.
32-39	*	Turn the function keys on for use in program.
40-47		Initialize octave, duration, and note number.
50	*	Calls Subroutine that assigns function keys. (See commentary on lines 550-665.)
52-88		Main Menu. Tell you the options, scan keyboard for command (line 75) and go to proper subroutine if the command is valid.
90-99		Compose subroutine.
91		Prints instructions and initializes.
92		Gets a note from the user and identifies it.
93		Tests for command to exit.
94		Plays the note if the note was valid.
95		If entered maximum amount of notes then done.
96		New note.
97		Stores octave, duration, note.
99		Gets another note.
100-160		Subroutine to find a note and identify.
170-180		Subroutine to correct a note.
200-250	*	Error handling subroutine. If there is an error, control is transferred to this part of the program (see line 5).
300-330		Subroutine to print the key labels and initialize the number of notes to zero. It also gives instructions.
400-440	*	Subroutine that lets you see what files you have. This subroutine uses the built-in Basic command called Files, that lists all RAM files.
500-520	*	Subroutine to play a note. L is the octave. K is the variable that is used to print the name of the note and to look up the code for that tone and octave. NS(K) is the name of the note. The SOUND statement calls the tone generator. P%(K,L) is the code for that tone and octave. D is the duration.
550-665	*	Select the octave. Subroutines 610-650 change the octave (L). Subroutines 655-665 change the duration of the tone (D).
700-770		This subroutine (called by line 30) loads the array NS(N) with the names of the notes (A, F, C, etc.) It also loads the matrix P%(N,C) with the codes for the tones. N is the note number, C is the octave. The subroutine loads the codes from the data on lines 1000-1220.
800-885		This subroutine plays back a tune. LV%(NT) is the octave of a given note. DU%(NT) is the duration of a given note. NOS(NT) is the name of the note.
900-960	*	This subroutine saves a tune.
970-996	*	Load a song.
1000-1220	*	Store tone data.

Table 2. Comments on music program structure and features.

some files or change line 8 of the program to free up memory (line 8 specifies the maximum amount of notes allowed). Currently, M (the maximum number of notes) is set at 100; this is about a page of music.

### Make a Song

You enter this mode with the M key. The program gives you a summary of the instructions and function key labels. Enter a note using its name (C, A, G notes, etc.) Specify sharps by pressing the shift key and the note key simultaneously (C, A, and G stand for C sharp, A sharp, and G sharp). When you hit the key, the note sounds. Use the Model 100's function keys to change the octave or the duration. Function keys 1-5 control the octave, and function keys 6-8 control the duration of the note. The octave and duration don't change again until you use the function keys to change them. Stop keying in notes at any time by hitting the period key. If you never hit the period key, the program tells you when you key in the maximum number of notes allowed. If this happens, the main menu reappears, and the program retains the notes keyed in so far.

If you key in the wrong notes, you can easily correct them; hit the backspace key to delete notes until you arrive at the first note you want to change. As you hit the backspace key, a cursor shows you the note you're on. Retype the note or notes that you want to correct. The original song is maintained up to

#### Program Listing 2. Harmony.

```

0 REM music program
1 REM By Ben Firschein
2 REM June,1983
3 REM for use on Radio Shack TRS-80
  model 100 portable computer
4 REM
5 ON ERROR GOTO 200:REM handle error
8 M=100:REM maximum number of notes
10 DIM NS(12):REM notes
20 DIM P%(12,5):REM pitch
22 DIM LV%(M):REM octave
24 DIM DU%(M):REM duration
26 DIM NOS(M):REM note
30 GOSUB 700:REM read data
32 KEY (1) ON:REM turn on func key
33 KEY (2) ON
34 KEY (3) ON
35 KEY (4) ON
36 KEY (5) ON
37 KEY (6) ON
38 KEY (7) ON
39 KEY (8) ON
40 L=1:REM level (octave)
45 D=12:REM duration of tone
47 C=0:REM note #
50 GOSUB 550:REM assign function keys
52 GOTO 60:REM no time delay
55 REM main program
57 FOR ZZ=1 TO 500:NEXT ZZ:REM delay
60 CLS
61 PRINT"menu           ";FRE(0);"bytes
  free"
62 PRINT
64 PRINT"[m]ake a song","[p]layback"
65 PRINT"[s]ave","[w]hat are my files?"
66 PRINT"[l]oad"
67 PRINT"[q]uit           hit key in [ ] to
  choose"

```

Listing 2 continued

Listing 2 continued

```

75 K$=INKEY$
77 IF K$="" THEN 75
80 IF K$="m" THEN GOSUB 90
82 IF K$="p" THEN GOSUB 800
84 IF K$="s" THEN GOSUB 900
85 IF K$="l" THEN GOSUB 970
86 IF K$="q" THEN END
87 IF K$="w" THEN GOSUB 400
88 GOTO 57:REM another command
90 REM compose
91 GOSUB 300:REM print labels and init
92 GOSUB 100:REM get a note & identify
93 IF K$="." THEN RETURN
94 GOSUB 500:REM play note
95 IF C=M THEN PRINT:PRINT"can only
store";M;"notes.":RETURN
96 C=C+1:REM new note
97 LV%(C)=L:DU%(C)=D:NO$(C)=K$
98 REM 97 stores octave,duration,note
99 GOTO 92:REM another note
100 REM get a note and identify
105 PRINT"o";CHR$(8);:REM cursor and
backspace
110 K$=INKEY$
115 IF K$="." THEN PRINT".":RETURN
120 IF K$="" THEN 110
125 IF ASC(K$)=8 THEN GOSUB 170:GOTO
100:REM back space and get note
130 FOR K=1 TO 12:REM note
140 IF K$=N$(K) THEN 160
150 NEXT K
155 GOTO 110:REM illegal note
160 RETURN:REM was the kth note
170 REM correct a note
172 IF C=0 THEN RETURN:REM no notes.
cannot backspace
173 PRINT " ";CHR$(8);
174 PRINT CHR$(8);CHR$(8);CHR$(8);CHR$(8)
);
176 REM chr$(8) is backspace
178 C=C-1
180 RETURN
200 REM error handling
210 IF ERR=7 THEN PRINT"out of
memory.please make some space":END
220 IF ERR=52 THEN PRINT"file not

```

Listing 2 continued

the note before the cursor. Thus, if you backspace to correct some notes and then type '.' to exit to the main menu, any notes after the cursor are not saved; you must retype any notes that appear after the cursor if you wish to save them.

### Play Back a Song

To get into this mode, hit the P key. Enter the play back mode to play back a song you composed. As the song plays, the program displays the octaves and names of the notes.

### Save a Song

To save a song type S. The save option writes the song to a file (RAM or cassette). If you type only the file name and don't specify the type of file, the Model 100 assumes it's a RAM file. Since the Model 100 retains its memory even when turned off, files written to RAM remain until you delete them from Basic.

If you enter an illegal file name, the program informs you (in English, not by an error code) and returns you to the main menu. It also alerts you if you attempt to save a RAM file and run out of memory.

### Load a Song

You can load songs that you've previously saved. If you type the name of a RAM file that doesn't exist, or a bad file name, the program informs you of the error and returns you to the main menu. After it finds the file, the program loads it and returns to the main menu. You can then play back the song using the play back option.

### What Are My Files

To see what files you have in RAM, press the W key. This is an important feature; if you have just composed a song and you have forgotten the names of your files, it's desirable to find out what files you have to prevent writing over a file. This feature also lets you verify whether you've stored a RAM file properly.



### Quit

When you finish, leave the program by calling the Quit option (Q). ■

Write to Ben Firschein at 29 Stowe Lane, Menlo Park, CA 94025.

## TRS - 80 MODEL 100

TRS 80 is a Trademark of Tandy Corp.

Monthly magazine loaded with Software and Hardware Reviews, Useful How-to Tips, Program Listings, and Accessory Interface Suggestions for this unique new computer. Whatever your interest in this notebook size portable, this exclusive publication will help you realize its maximum potential while saving you money. Regular subscription rate is \$24/year (12 issues), however charter subscriptions are available for a limited time at \$9.00 for 6 months or \$16.00 for 12 months.   customers call 800-227-1617 ext 425

In California 800-772-3545 ext 425 or send check or Money Order to:

**briefcase portable**

560 South Hertz Avenue, Suite 447 • Danville, CA 94526



165

calling all TRS-80  
MODEL IV and  
MAX-80 owners



an innovative word processing system

## NEW 80 X 24 character word processing

- Use with any Model III DOS or TRSDOS 6
- Compatibility with 64 character version
- simple, powerful, forgiving; new computer owners can easily master its one-key editing commands
- special purpose extensions available:
  - LAWYERS: make fast revisions to legal documents with LazyDoc
  - BUSINESSES: let LazyMerge print beautiful form letters after you've gone home
  - EVERYONE WITH AN EPSON OR PROWRITER PRINTER: create and print your logo or letterhead with LazyFont; large selection of free fonts and graphics to get you started

PLUS OTHER EXTENSIONS — SEND FOR FREE INFORMATION. All Lazy Writer owners get free newsletters and low priced updates

"Lazy Writer has long been highly regarded... the best supported word processor for the TRS-80."  
80 Micro, June 1983.

DEALER INQUIRIES WELCOME  
Still only \$175.00

AlphaBit Communications, Inc. ✓ 476

Call Now!  
MC/Visa  
accepted

13349 Michigan Ave.  
Dearborn, Michigan 48126  
(313) 581-2896

### Listing 2 continued

```

found.":RESUME 55:REM menu
230 IF ERR=55 THEN PRINT"bad file
name.":RESUME 55:REM menu
240 PRINT "error code ";ERR;"in line
";ERL:STOP
250 REM end of error handling
255 REM
300 REM print key lables & initialize
302 C=0:REM no note yet
304 CLS:PRINT"make a song (up
to";M;"notes)"
305 PRINT"hit key of the note to
play.for sharps:"
306 PRINT"shift & the key.'.'=done.hit [
bksp] to"
310 PRINT"change note.fl-f8 change
octave&length:"
312 PRINT
315 PRINT"oct1 oct2 oct3 oct4 oct5 1/4
1/2 1/1"
330 RETURN
336 PRINT"wait";
400 REM what are my files
410 CLS
430 FILES
431 PRINT
434 PRINT"hit space bar to continue ";
435 W$=INKEY$:IF W$<>" " THEN 435
436 PRINT " wait";
440 RETURN
442 REM
500 REM play the note
510 PRINT L;N$(K);' ';
515 SOUND P$(K,L),D
520 RETURN
550 REM select the octave
600 ON KEY GOSUB
610,620,630,640,650,655,660,665
605 RETURN
610 L=1:RETURN
620 L=2:RETURN
630 L=3:RETURN
640 L=4:RETURN
650 L=5:RETURN
655 D=12:RETURN:REM tone duration
660 D=25:RETURN
665 D=50:RETURN
700 REM load arrays with values
705 REM
710 FOR N=1 TO 12:REM note
720 READ N$(N):REM note name
730 FOR C=1 TO 5:REM octave
740 READ P$(N,C):REM note,octave
750 NEXT C
760 NEXT N
770 RETURN
800 REM playback
801 CLS:PRINT"playback":PRINT
802 IF C>0 THEN 820
804 PRINT"error. no notes to play"
808 RETURN
820 FOR NT=1 TO C:REM stored notes
839 L=LV$(NT):REM octave
845 D=DU$(NT):REM duration
850 K$=NO$(NT):REM note
860 GOSUB 130:REM identify
865 GOSUB 500:REM play the note
870 NEXT NT

```

Listing 2 continued

Listing 2 continued

```

875 PRINT
885 RETURN
900 REM save
905 CLS:PRINT"save":PRINT
906 IF C>0 THEN 910
908 PRINT"error. no notes to save"
909 RETURN:REM to menu
910 INPUT"filename ";N$
920 OPEN N$ FOR OUTPUT AS 1
923 PRINT"saving ";N$
925 FOR NT=1 TO C
930 PRINT #1,LV%(NT),DU%(NT),NO$(NT)
932 PRINT LV%(NT);NO$(NT);" ";
940 NEXT NT
942 PRINT #1,0,0,"*":REM eof
944 CLOSE 1
955 PRINT:PRINT"saved. ";FRE(0);" bytes
free."
960 RETURN
970 REM load
972 CLS:PRINT"load":PRINT
974 INPUT"file ";NA$
976 OPEN NA$ FOR INPUT AS 1
978 PRINT"found ";NA$
980 FOR C=1 TO M:REM m=max
982 INPUT #1,LV%(C),DU%(C),NO$(C)
984 IF NO$(C)="*" THEN 990:REM done
986 NEXT C
990 C=C-1
992 CLOSE 1
994 PRINT"loaded"
996 RETURN
1000 DATA "g",12538,6269,3134,1567,783
1020 DATA "G",11836,5918,2959,1479,739
1030 DATA "a",11172,5586,2793,1396,698
1040 DATA "A",10544,5272,2636,1318,659
1050 DATA "b",9952,4976,2484,1244,622
1060 DATA "c",9394,4697,2348,1174,587
1070 DATA "C",8866,4433,2216,1108,554
1080 DATA "d",8368,4184,2092,1046,523
1090 DATA "D",7900,3728,1975,987,493
1200 DATA "e",7456,3718,1864,932,466
1210 DATA "f",7032,3516,1758,879,439
1220 DATA "F",6642,3321,1660,830,415

```

## Remote Robot

by Peter W. Deininger and Rolf A. Deininger

Radio Shack sells a radio-controlled robot (part number 60-3023A) that you can control with your Model 100. It's a cute, but simple, robot that's only able to move forward, backward, and make turns.

If you open the robot's hand-held remote control, you'll find that pressing the button causes a contact (two copper plates) to close.

The Model 100 controls the robot easily with two resident Basic commands, Motor On and Motor Off. Normally, these commands control a cassette recorder connected to the 100. They turn a relay on the Model 100 on or off. The smallest plug on the cassette interface cable carries the relay status to the recorder.

To control the robot through the Model 100, all you need do is install a subminiature phone jack (Radio Shack part number 274-292) in the robot's remote control with the two

```

10 'MODEL 100 ROBOT CONTROL'
20 'PETER DEININGER JULY 83'
30 PRINT"HOW MANY SECONDS FOR FULL TURN"
40 INPUT F#
50 FS=320*F# :RT=1/4*FS
60 RVS=1/2*FS:LFT=3/4*FS
70 CLS:PRINT" TURN ON ROBOT....."
80 A$=INKEY$:IF A$=""THEN 80:'GET CMND'
90 A=ASC(A$) :A=A-27
100 IF A>5 OR A<1 THEN 80
110 ON A GOSUB 130,160,190,210,240
120 GOTO 80
130 PRINT"RIGHT ";
140 MOTOR ON:FOR I=1 TO RT:NEXT I
150 MOTOR OFF:RETURN
160 PRINT"LEFT ";
170 MOTOR ON:FOR I=1 TO LFT:NEXT I
180 MOTOR OFF:RETURN
190 PRINT"FORWARD ";
200 MOTOR OFF:RETURN
210 PRINT"REVERSE ";
220 MOTOR ON:FOR I=1 TO RVS:NEXT I
230 MOTOR OFF:RETURN
240 PRINT"STOP ";
250 FOR I=1 TO 40
260 MOTOR ON:FOR D=1 TO 60:NEXT D
270 MOTOR OFF:FOR D=1 TO 60:NEXT D
280 NEXT I :RETURN

```

Program Listing 3. Robot Control.

leads connected to the push-button switch. By plugging the cassette cable into this socket, you can simulate pushing the button on the remote controller with your Model 100.

The Motor On command is now equivalent to pushing the button; the Motor Off command is equivalent to releasing the button.

### Robot Control

The following program lets you control the robot from the Model 100 keyboard after you plug in the cassette cable.

```

10 A$=INKEY$:IF A$=""GOTO 10
20 IF A$="F" THEN MOTOR OFF
30 IF A$="R" THEN MOTOR ON
40 GOTO 10

```

Typing an F makes the robot go forward and typing an R makes it go backward.

To make the robot go left and right and stop takes a bit more work (see Program Listing 3). Making a left turn is analogous to trying to turn left on a road that prohibits left turns. By making three right turns, you ultimately head off in the left direction. The same holds true for the robot; the program triggers three right turns to make the robot turn left. It simulates a stop by repeatedly sending commands to move the robot forward and backward in small steps.

The general control program begins by asking how long, in seconds, it takes the robot to make a full, 360-degree turn. The program then uses this estimate to turn the robot 90, 180, and 270 degrees. Use the four arrow keys to move the robot in the appropriate direction and press the space bar to make the robot stop. The program runs in 8K RAM. ■

Write to Peter and Rolf Deininger at 3063 Override Drive, Ann Arbor, MI 48104.

## Winning Numbers

by Ronald F. Balonis

If you play a daily numbers game, this program increases your chances for that megabucks win. It helps you choose which daily number to bet on no matter what number selection scheme you prefer.

The Daily Numbers Statistician computes a ranked histogram analysis of the digits used in a daily numbers game (see Program Listing 4). The program ranks digits according to the frequency with which they're drawn.

The program analyzes the numbers drawn from a daily numbers file (DAILY.DO), which you maintain using the resident text editor. Using this information, you can compute the mathematical probability of success for numbers based on the frequency distribution.

### Program Operation

The daily numbers file is organized as an inverted file with the latest entries listed first (see Fig. 1). The file data given here is from the Pennsylvania Daily Number Lottery from April 29, 1982, to April 29, 1983. Change the state by changing the definition of STATES\$ in line 10 and inserting an historical file of the appropriate daily numbers.

Program operation is screen-oriented. Screen 1 asks you if you want to recalculate the statistics (you have to do this for the first run of the program to create the statistics file DNSTAT.DO). Screen 2 prompts you for the number of digits (greater than 10) you select for the recalculate option. Screens

```

157 803 542 833 380 600 823 262 954 414
120 668 501 516 475 119 447 952 149 322
847 485 936 790 236 051 904 120 387 031
641 008 107 552 061 302 830 775 877 306
917 172 580 082 518 603 030 981 583 932
242 013 707 643 438 828 155 572 617 272
751 538 530 777 510 351 469 587 267 790
579 908 428 514 366 991 931 602 837 917
324 291 580 587 437 217 912 306 088 271
513 990 367 271 665 174 034 815 431 724
651 126 936 253 147 560 255 483 619 530
455 787 433 568 007 185 755 829 695 479
075 443 000 551 555 967 160 925 721 277
108 694 151 151 135 430 594 037 569 847
808 515 653 737 861 986 662 621 711 798
995 368 041 540 221 347 952 446 625 735
811 726 594 079 317 357 574 852 023 039
174 842 954 298 706 440 402 308 097 851
520 885 663 700 877 989 215 398 031 481
060 802 289 744 258 961 805 144 064 601
605 731 995 722 645 590 511 243 308 470
329 216 310 302 130 321 668 707 955 468
773 520 096 663 004 688 817 366 444 695
068 577 594 473 218 243 528 180 492 385
186 498 098 195 151 929 806 042 947 690
715 398 235 069 970 006 735 612 336 140
934 485 374 021 028 055 695 696 623 858
522 308 545 590 915 321 522 066 998 600
045 267 356 013 289 477 662 290 524 277
399 855 164 611 882 690 144 517 771 673
329 325 782 678 003 700 230 874 424 189
673 444 649 696

```

Figure 1. Daily numbers file. The latest entries are listed first.

3 and 4 notify you of program operation.

Screen 5 displays the analysis. The ranked histogram display shows the random nature of each digit and digit trends in a run of numbers. Enter a number to calculate its probability and press the E key to exit to Screen 1.

Daily Number Statistician requires between 4K and 6K of memory. The program DAILY.NA takes up 3.75K with remark statements, 3K without. The statistics file (DNSTAT.DO) uses 360 bytes of memory. The daily numbers file, DAILY.DO, needs 4 bytes of memory for each three-digit number you enter.

To use the program on an 8K machine, key it in without the remark statements. The program's only limitation is the amount of memory you have available. ■

Contact Ronald F. Balonis at 118 Rice St., Trucksville, PA 18708.

### Program Listing 4. DAILY.NA.

```

5 'DAILY.NA 5/30/83 BY RON BALONIS
10 CLEAR 200:STATES$="PA"
15 TITLES$="* "+STATES$+" DAILY NUMBER
  STATISTICIAN *"
20 CLS:PRINT@4,TITLES$
30 PRINT@130,"RECOMPUTE STATISTICS?"
35 PRINT@209,"<Y>ES, <N>O OR <E>XIT ";
40 P0S=233:LG=0:GOSUB 10000:'SCAN KEYS
50 IF KB$="Y" THEN 100
60 IF KB$="N" THEN 800
70 IF KB$="E" THEN MENU ELSE GOTO 20
80 '
90 '---READ THE DAILY NUMBER FILE---
100 CLS:PRINT@4,TITLES$
105 PRINT@125,"NUMBER OF NUMBERS ";:
  INPUT N0
110 IF N0<10 OR N0>999 THEN 100
115 PRINT@125,"**** COMPUTING STATISTICS
  ****"
120 '---READ & SELECT SORT #S OF # FILE---
125 OPEN "DAILY0.DO" FOR INPUT AS 1
130 NX=NX+1
135 FOR I=1 TO 4
140 IF EOF(1) THEN 160
145 N$=INPUT$(1,1):N=VAL(N$):STAT(I,N)
  =STAT(I,N)+1
150 NEXT I
155 IF N0=NX THEN 160 ELSE 130
160 CLOSE 1
180 '
190 '---FORM RANKING INDEX---
200 FOR I=1 TO 4
210 FOR II=1 TO 10
220 RANK(I,II)=II-1
230 NEXT II
240 NEXT I
480 '
490 '---RANK FOR LEFT TO RIGHT DISPLAY---
500 FOR II=1 TO 3:M=10:N=10
510 M=INT(M/2)
520 IF M=0 THEN 590 ELSE I=1:L=N-M
530 J=I
540 K=J+M:JJ=RANK(II,J):KK=RANK(II,K)
550 IF STAT(II,JJ)>=STAT(II,KK) THEN
  580

```

Listing 4 continued

# MODEL 100

We're **ALPHAWARE**, and we think computers should be user-friendly, always. That's why, no matter where you are in **MicroEditor II** or **Mail Master**, you have immediate access to **GUARDIAN**, a full-function help feature ready to assist at any time. Finally, programming that puts you in control: **MicroEditor II** and **Mail Master** by **ALPHAWARE**.

Dealer Inquiries Invited

## MicroEditor II

**\$49.95**

- Pagination
- Right, left, alternate margins
- Control of page width & length
- Line and page numbering
- Clear memory
- Center, justify
- Headings
- File handling
- Form letters
- Tabs

## Mail Master

**\$34.95**

- Cross reference
- Alphabetize
- Control sorting
- Mailing labels
- MicroEditor II compatible

**ALPHAWARE** <sup>v21</sup>  
INCORPORATED

2100 South Boulevard • Edmond, OK 73034

## UNITED SOFTWARE ASSOCIATES PRESENTS

# ULTRA TERM

### A FULL FEATURED TERMINAL PROGRAM

The Ultra Term communications package is one of the easiest to use and most versatile communications programs available for the TRS-80. It includes a full featured intelligent terminal program, with all the popular features of competing programs costing two to three times as much, and some new features that can't be found anywhere else at any price. Ultra Term also includes a self relocating host program, and hex conversion utilities for bulletin board downloading. Some of Ultra Term's unique features are:

- Supports both manual and auto dial modems.
  - Exclusive Ultra Term direct to disk file transfer mode, allows unattended operation at the receiving computer.
  - Exclusive split screen feature allows simultaneous two way communications without confusion.
  - Line printer support with a 1K print buffer.
  - Half and full duplex support.
  - Universal ASCII format file transfer with a 33K Buffer.
  - A full featured host program.
- |               |         |                   |          |
|---------------|---------|-------------------|----------|
| • ULTRA TERM  | \$59.95 | • LYNX MODEM      | \$249.00 |
| • INFOEX 80   | \$99.95 | • ANCHOR 1-300    | \$99.00  |
| • M TERM      | \$69.95 | • HAYES 300       | \$249.00 |
| • COMMBAT     | \$44.95 | • HAYES 1200      | \$619.00 |
| • MODEM GAMES | \$19.95 | • ORCHESTRA 85/90 | \$89.00  |
|               |         | • PIANO SOFTWARE  | \$34.95  |

ORDERS 305/965-3496 BBS 305/842-2687  
COD ADD \$3.00 TECHNICAL INFOR. 305/842-8805 (5-9 E.S.T.)  
734 Flamingo Way, North Palm Beach, FL 33408

✓332

Listing 4 continued

```

560 R=RANK(II,J):RANK(II,J)=RANK(
II,K):RANK(II,K)=R
570 J=J-M:IF J<1 THEN 580 ELSE 540
580 I=I+1:IF I>L THEN 510 ELSE 530
590 NEXT II
680 '
690 '---SAVE THE STATISTICS IN A FILE---

700 OPEN "DNSTAT.DO" FOR OUTPUT AS 1
705 FOR II=0 TO 9
710 PRINT#1,USING" # ";II;
715 NEXT II
720 PRINT#1,""
725 FOR I=1 TO 4
730 FOR II=0 TO 9
735 PRINT#1,USING"### ";STAT(I,II);
740 NEXT II
745 NEXT I
750 FOR I=1 TO 4
755 FOR II=1 TO 10:
760 PRINT#1,USING"### ";RANK(I,II);:
765 NEXT II
770 NEXT I:CLOSE 1:GOTO 1000
780 '
790 '---READ STATISTICS FILE---
800 CLS:PRINT#4,TITLE$
805 PRINT#126,"**** READING STATISTICS *
***"
810 OPEN "DNSTAT.DO" FOR INPUT AS 1
815 INPUT#1,U0$
820 FOR I=1 TO 4
825 FOR II=0 TO 9
830 INPUT#1,STAT(I,II)
835 NEXT II
840 NEXT I
845 FOR I=1 TO 4
850 FOR II=1 TO 10
855 INPUT#1,RANK(I,II)
860 NEXT II
865 NEXT I
870 CLOSE 1:NX=STAT(4,0)
980 '
990 '---THE HISTOGRAPHIC ANALYSIS---
1000 CLS:PRINT STATE$+" DAILY"
1010 PRINT" NUMBER "
1020 PRINTUSING"LAST ###";NX;
1025 PRINT#"
1030 PRINT"WIN PROB."
1035 PRINT:PRINT"[<E>XIT]"
1040 PRINT#240,"[ENTER #]"
1050 PRINT#283,"000";
1055 '---COMPUTE DISPLAY OFFSET---
1060 FOR I=1 TO 3
1070 IF STAT(I,RANK(I,1))-XSET>53 THEN
XSET=XSET+1:GOTO 1070
1080 NEXT I
1090 '---RANKED HISTOGRAPH DISPLAY---
1100 II=0
1110 PSET(53,54)
1120 FOR Y=1 TO 180 STEP 60
1125 II=II+1
1130 LINE(52+Y,0)-(112+Y,53),1,B
1140 PSET(112+Y,54)
1150 FOR I=0 TO 9
1160 Y0=Y+54+I*6
1170 X0=53-STAT(II,RANK(II,I+1))+XSET
1175 IF X0>53 THEN X0=53
1180 LINE(Y0,X0)-(Y0+2,53),1,BF

```

Listing 4 continued

Listing 4 continued

```

1190 PRINT@289+I+Y/6,RIGHT$(STR$(RANK
(II,I+1)),1);
1200 NEXT I
1210 NEXT Y:GOTO 1400:'DISP PROB OF 000
1280 '
1290 '--COMPUTE A #'S PROBABILITY--
1300 P0S=283:LG=3:GOSUB 10000:'SCAN KEYS

1390 '--PROB. OF 3 INDEPENDENT EVENTS--
1395 '--BASED ON NUMBERS DRAWN IN PAST-
1400 PROB=(STAT(1,N1)/STAT(4,0))
1410 PROB=PROB*(STAT(2,N2)/STAT(4,0))
1420 PROB=PROB*(STAT(3,N3)/STAT(4,0))
1430 '
1440 PRINT@160,USING" #.#####";PROB;
1450 GOTO 1300:'LOOP ON PROB. COMPUTE
1500 '
9990 '---KEY BOARD---
10000 K1=255:DISP=65024
10100 STRT=P0S:IK=STRT:EN=P0S+LG
10110 K2=PEEK(IK+DISP)
10115 PRINT@IK,CHR$(K1);:IC=0
10120 KB$="":KB$=INKEY$:IC=IC+1
10125 IF IC=20 THEN PRINT@IK,CHR$(K2);:
ELSE IF IC=40 THEN 10115
10135 IF KB$="" THEN 10120
10140 KB=ASC(KB$):PRINT@IK,CHR$(K2);

```

```

10145 IF KB=28 THEN 10220:'CURSOR RIGHT
10150 IF KB=29 OR KB=8 THEN 10240:'BCKSP
10155 '--GET ONE CHARACTER & RETURN--
10160 IF LG=0 THEN PRINT@IK,KB$;:RETURN
10165 IF KB$="E" THEN RUN:'EXIT BY ABORT

10170 IF KB=13 THEN 10300:'NORMAL EXIT

10175 IF KB<48 OR KB>57 THEN 10110
10180 IF IK=EN THEN 10110
10185 PRINT@IK,KB$;:'--ONLY NUMBERS--
10190 '
10195 '--ADJUST CURSOR POSITON--
10200 IF IK+1>EN THEN 10110 ELSE IK=IK+
1:GOTO 10110
10210 '--CURSOR RIGHT ONE SPACE--
10220 IF IK+1>EN THEN 10110 ELSE POKEIK+
DISP,K2:IK=IK+1:GOTO 10110
10230 '--BACKSPACE CURSOR--
10240 IF IK-1<ST THEN 10110 ELSE POKEIK+
DISP,K2:IK=IK-1:GOTO 10110
10280 '
10290 '--SET UP VALUES & RETURN--
10300 I=STRT+DISP:N1=VAL(CHR$(PEEK(I)))
10310 I=I+1: N2=VAL(CHR$(PEEK(I)))
10320 I=I+1: N3=VAL(CHR$(PEEK(I)))
10330 '--WAIT FOR KEY UP--
10340 IF INKEY$="" THEN RETURN ELSE
10400

```

**Computer  
Case  
Company**

## WE MAKE A GREAT CASE FOR YOUR RADIO SHACK.



**RS204**

One size does not fit all. Our cases are designed for specific hardware configurations. When you put your computer in our case, it fits hand-in-glove. Once your equipment is safely inside the attache-style carrying case, it never has to be taken out again. To operate, simply remove the lid and connect the power. To store your computer, disconnect the power, enclose your disks, working papers, and manuals in the compartments provided, and attach the lid. It's as easy as that.

**CALL TOLL FREE: (800) 848-7548**

• RS201	Model I with expansion unit and drives	\$109
• RS204	Model III or IV	129
• AP106	Amdek Color I, II or III Monitor	119
• P401	Paper Tiger Printer (400/445/460)	99
• P402	Centronics 730/737 & Radio Shack Printer	89
• P403	Epson MX70 or MX80, Microline 82A Printer or Color Computer	89
• P404	Epson MX100 Printer	99
• P405	IDS 560 or Prism 132 Printer	109
• P406	C. Itoh Starwriter/Printmaster F-10 Printer	119
• P407	Okidata Microline 83A or 84 Printer	99
• P408	C. Itoh Prowriter 2 Printer	99
• P409	C. Itoh Prowriter (Apple Dot Matrix) or NEC PC8023 Printer	89
• P410	Epson FX80 Printer	109
• IB501	IBM Personal Computer with Keyboard	129
• IB502	IBM Monochrome Monitor	99
• CC50	Case Cart	79
• CC80	Matching Attache Case (5")	85
• CC90	Matching Attache Case (3")	75
• CC91	Matching Accessories Case (5 1/4" Diskettes, Paper, etc.)	95
• CC92	5.25" Diskette Case (Holds 75 Diskettes)	49



139

**Computer Case Company, 5650 Indian Mound Court, Columbus, Ohio 43213 (614) 868-9464**



# RAM FILES

*RAM Files is our readers' forum for the C\*Notes section. Send your questions and comments to: C\*Notes Editor, 80 Micro, 80 Pine St., Peterborough, NH 03458.*

## Itinerary 100 Error

Brad Dixon's "Itinerary 100" program (July 1983, p. 173) has a bug that precludes programs from correctly reading data files.

Lines 170-180 all contain the same logic fault; they check for an end-of-file, but don't read the file if EOF is not encountered. Adding an Else statement to these lines allows the program to read all of the data. The corrected lines are in Program Listing 1.

Jim Gaffney  
10549 Springwood Drive  
El Paso, TX 79925

```
170 FOR I=1 TO NH: IF EOF(1) THEN 171 EL
SE INPUT#1,AD(I),HO(I),DR(I),DD(I): NEXT
171 FOR I=1 TO NO: IF EOF(1) THEN 172 EL
SE INPUT#1,OT(I): NEXT
172 FOR I=1 TO NA: IF EOR(1) THEN 180 EL
SE INPUT#1,WH(I),DA(I),DT(I),DO(I): NEXT
180 FOR I=1 TO NC:IF EOF(1) THEN 190 ELS
E INPUT#1,RS(I),AG(I),PD(I),PL(I),RD(I),
RE(I): NEXT: CLOSE: GOTO 100
```

*Program Listing 1. Correction for "Itinerary 100" program.*

## Of Protocol and Handshaking

"Nothing's Perfect" by Ken Barbier (August 1983, p. 209) is correctly named. Barbier says that the Model 100's serial port doesn't conform to the RS-232 standard, and then he goes on to say that the 100 ignores RTS and CTS handshaking!

Since when does protocol become part of the RS-232 standard? How the port handles RTS and CTS is a function of the software driver.

I have both a Model I and a Model III with RS-232 ports. I write communication drivers and use the CTS and RTS as I choose in software. The hardware provides the information, but it is up to me to use it.

The fact that the 100 protocol doesn't match Barbier's printer is not the fault of the RS-232 port, but of the incompatible drivers.

I don't use CTS or RTS at all; I use XON/XOFF. When I'm on CompuServe, RTS and CTS are of little value because my modem has no way to send the information on the tones, but CompuServe does respond to XON/XOFF.

I have communicated at the 19,200 baud rate (hard wired) and the handshaking works well. My effective baud rate is slowed by the screen scrolling as mentioned, but I don't lose data.

RTS and CTS are useful in the multiwire and hardware

environment, but when it comes to modem communications, the XON/XOFF protocol provided is better.

If Barbier wants to point to the RS-232 standard, he should point out that the standard defines the 1 and zero states as "greater than +3 and -3 volts." If you check the voltage swing you will find that it's marginal.

Radio Shack has a modification to change the value of some resistors, so if you have an early unit you might wish to have it checked for this free modification.

C. Warren Andreasen  
P.O. Box 8306  
Van Nuys, CA 91409

## Barbier's Reply

C. Warren Andreasen's letter contains a lot of information valuable to any Model 100 owner; however, I think he missed the point I was trying to make about the 100's RS-232 handshaking signals.

Since the Radio Shack manual includes a list of interface signals, and since the four signals named in my article are on the list, the computer is defective in design or software if it does not use those signals.

The distinction between standard and protocol is not important. Radio Shack says the signals are used, but they aren't: that is what's hurting the users.

The Model 100 is not alone in improperly using these handshaking lines, and as Andreasen's letter points out, the XON/XOFF protocol is more reliable when implemented.

But what is the user to do when connecting to a device that does not include XON/XOFF? He will look in the manual and be misled into believing that the standard RS-232 hand-shake signals are implemented and are used in a standard manner.

They aren't, and that is the point I was trying to make.

Ken Barbier  
Box 1253  
Borrego Springs, CA 92004

## Nothing's Perfect Revisited

Concerning Ken Barbier's article, "Nothing's Perfect" (August 1983, p. 209), I, too, find the Model 100 to be very slow on a benchmark program involving trigonometric functions.

On the other hand, I find the 100 to be quite fast in calculations involving variables assignment, floating point arithmetic, and so on.

It's 35 percent faster than the standard Model III for these types of calculations with single-precision accuracy on each machine. With double-precision calculations, the difference is even greater.

Regarding the RS-232 port, the standard Radio Shack Model III serial cable (PN 260-1408) fits the Model 100 perfectly. Therefore, I disagree with the concern that a standard cable does not fit.

Barbier had trouble uploading text from the 100 to Word-

Star because of the 100's hard carriage return at the end of each line.

Appendix C of the 100's manual (p. 198) says that to send a text file as is, without carriage returns, press the enter key without specifying a number in response to the Width query when uploading a file from TELCOM.

This procedure works fine for me in uploading text files from the 100 to Scripsit and Superscripts.

*James M. Stubchaer  
869 North Kellogg Ave.  
Santa Barbara, CA 93111*

## 100 Screen Dump

Soon after I purchased my Model 100 I wrote to Tandy to ask for information about getting screen dumps showing pixel graphics. They have not been very helpful in releasing such information.

Does anyone have a program that will duplicate the Model 100 screen on a printer?

*William R. Harlow  
340 Halidonhill Drive  
Cincinnati, OH 45238*

## Runner's Program

Program Listing 2 may interest your readers who, like myself, are both computer enthusiasts and runners.

Many runners log their daily runs to keep track of distance run and time required. To determine their velocity, they convert their running time into units of minutes per mile.

To use this program, input the distance run and the time elapsed (in minutes and seconds). The program then calculates the rate at which you ran.

*H. Robert Lind  
26 Ferris Hill Road  
New Canaan, CT 06840*

```

10 CLS
20 INPUT"HOW MANY MILES DID YOU RUN TODA
Y?";D
30 CLS
40 INPUT"WHAT WAS YOUR TIME IN MINUTES?"
;M
50 CLS
60 INPUT"AND IN SECONDS?";S
70 CLS
80 P=(S/60+M)/D
90 PRINT INT(P)
100 T=((S/60+M/D-INT(P))*60
110 PRINT INT(T)
120 PRINT "YOU RAN "D" MILES AT "INT(P)"
MIN. AND "INT(T)" SEC.!"
    
```

*Program Listing 2. Runner's program.*

## Radio Shack TRS-80™ Computers

**At Guaranteed Savings**



from  
**Pan American  
Electronics**

1117 Conway Ave.  
Dept. EM  
Mission, Texas 78572  
Ph. 512/581-2766

Telex 767339

TO ORDER  
CALL TOLL FREE  
**800-531-7466**



Full Line  
Computers,  
Printers &  
Peripherals

## Faster Foxfighter

Thanks for the articles on the Model 100. I bought a 24K version to supplement my Model III and use both primarily for civil engineering calculations and word processing.

Just for fun, I keyed in the "Foxfighter" game program from the August 1983 issue (p. 200) and made some minor changes to save memory and make it run faster.

Here are the changes:

```

5 DEFINT A-Z
20 C$ = CHR$(239):D$ = CHR$(238):E$ = CHR$(232):F$ = CHR$(237):
G$ = CHR$(233):H$ = STRING$(9,239)
    
```

The first line change declares all numeric variables to be integers (line 5). This change alone gives a noticeable increase in the speed of the fighter.

The other changes reduce the volume of typing to enter the program, and save 600 bytes of memory. The original program includes about a hundred PRINTCHR\$(xxx) statements.

I assign the CHR\$(xxx) statement to string variables (revised line 20). The syntax is C\$ = CHR\$(xxx). Thereafter, two characters replace nine for every occurrence.

Lines 290-320 of the original program print CHR\$(239) nine times. This can be shortened by using the Model 100's STRING\$ function (line 20). The form is H\$ = STRING\$(9,239). This creates a string of nine CHR\$(239)s.

I omitted instructions from my version of the program. The result of all these changes is an 1,843-byte program instead of the original version's 3K.

*James M. Stubchaer  
869 North Kellogg Ave.  
Santa Barbara, CA 93111*

# SUBSCRIBE TO High Technology Magazine AND PROFIT FROM OTHER PEOPLE'S SUCCESS.



Tooker  
High Technology  
August 1983

*"If microprocessor chips are the engines of this information age, then memory chips are the fuel which will be consumed in ever expanding quantities; memories are a strategic business for us."*

**Gary L. Tooker**  
Sr. VP & General Manager  
Semiconductor Products Sector  
Motorola



Jones  
High Technology  
July 1983

*"Flexible manufacturing is expanding and will account for a significant segment of total machine tool sales. It also yields an excellent return on investment."*

**Frank W. Jones, President**  
Giddings & Lewis  
(unit of AMCA International)



Hall  
High Technology  
August 1983

*"45 percent of productivity gains in the United States over the past six years was attributable to technology . . . and one-third of that came from computers. The next step must come from improved communications."*

**Robert C. Hall, President & CEO**  
Satellite Business Systems



Simon  
High Technology  
March 1983

*"Our clinical laboratory analytical systems are based on traditional technologies. But in the next ten years, the industry will introduce new technologies that are different in kind from anything available today. Major advances in immunology will radically alter the practice of laboratory medicine."*

**Henry Simon, President**  
Technicon Corp.

Whether you're an engineer, technician, manager, or investor—or a combination of all three—you can reap the rewards of the technological revolution. Let High Technology magazine show you how. With articles that acquaint you with advances in fields outside your own. Inform you of important trends emerging in companies like yours. And introduce you to the people and corporations that are making things happen today in the industries of the future. As high technology transforms the world we live in, rare opportunities for success are becoming unlimited opportunities overnight. See for yourself. Take this opportunity to try a free issue. There's no obligation to subscribe.



Please use the adjacent subscription card to order your free copy plus 11 additional issues, for just \$21.00 (\$1.75/copy), or write to:

# highTechnology

P.O. Box 2808, Boulder, Colorado 80321

# MOVING?

Let us know 8 weeks in advance so that you won't miss a single issue of **80 Micro**.

Attach old label where indicated and print new address in space provided. Also include your mailing label whenever you write concerning your subscription. It helps us serve you promptly.

- Extend my subscription one additional year for only \$24.97.
- Payment enclosed       Bill me

Canada and Mexico \$27.97/1 year only US funds drawn on US bank.  
Foreign surface \$44.97/1 year only US funds drawn on US bank.  
Please allow 6-8 weeks for delivery.

## 80 MICRO

If you have no label handy, print OLD address here.

AFFIX LABEL

Name \_\_\_\_\_

Address \_\_\_\_\_

City \_\_\_\_\_ State \_\_\_\_\_ Zip \_\_\_\_\_

print NEW address here.

Name \_\_\_\_\_

Address \_\_\_\_\_

City \_\_\_\_\_ State \_\_\_\_\_ Zip \_\_\_\_\_

P.O. Box 981 • Farmingdale NY 11737

# Dealers... SELL

Selling *80 Micro* will make money for you. Consider the

facts:

**Fact #1:** Selling *80 Micro* increases store traffic—our dealers tell us that *80 Micro* is the hottest-selling computer magazine on the newsstands.

**Fact #2:** There is a direct correlation between store traffic and sales—increase the number of people coming through your door and you'll increase sales.

**Fact #3:** Fact #1 + Fact #2 = INCREASED SALES, which means more money for you. And that's a fact.

For information on selling *80 Micro*, call 800-343-0728 and speak with Ginnie Boudrieau, our bulk sales manager. Or write to her at *80 Micro*, 80 Pine St., Peterborough, NH 03458.

## 80micro

80 Pine Street Peterborough, NH 03458  
800-343-0728

A  
COMPLETE  
STEP-BY-STEP  
LEARNER'S  
MANUAL



The  
TRS-80  
Model 100  
Portable  
Computer

By David A. Lien

\*\*\*\* GUARANTEE \*\*\*\*

If you're not totally satisfied, return the book in saleable condition within 30 days for a full refund of the purchase price.

## Unlock the TRS-80 MODEL 100

Something extraordinary has just happened to Radio Shack's new briefcase computer.

David Lien has unlocked it.

Dr. David A. Lien, internationally acclaimed computer teacher, has taken the mystery out of the Model 100 and made it usable for your business, your children and you.

Whether the 100 is your first computer or your latest,

this book will open the door to

- Word Processing
- Telecommunications
- Scheduling
- A COMPLETE COURSE IN BASIC
- And more.

**25%  
Prepublication  
DISCOUNT**

Through Nov. 30, 1983. Your price \$14.95 (regularly \$19.95). Calif. residents add 6%. US orders add \$2.00, foreign orders

add \$3.00 for P&H. Books will be shipped no later than Oct. 31, 1983. Allow 4-6 weeks for delivery.

Call our Order Department at 800 854-6505 (In Calif. 619 588-0996) Or mail your order to the address below.



COMPUSOFT®  
PUBLISHING  
A DIVISION OF COMPUDEC INC. SAN DIEGO

535 Broadway, Dept. 021083  
El Cajon, CA 92021



COMPUSOFT HAS THE KEY

# CALENDAR

## November

- 1-4 American Production & Inventory Control Society, Falls Church, VA. **26th Annual International Conference** Hilton Hotel, New Orleans, LA.
- 3-6 The Interface Group, Needham, MA. **Denver Computer Showcase Expo** Currigan Hall, Denver, CO.
- 5-7 San Diego Computer Society, San Diego, CA. **San Diego Computer Fair** Scottish Rite Center, San Diego, CA.
- 7-9 IEEE Computer Society, Silver Spring, MD. **24th Annual Symposium on Foundations of Computer Science** Tucson Marriott, Tucson, AZ.
- 10-13 The Interface Group, Needham, MA. **Los Angeles Computer Showcase Expo** Convention Center, Los Angeles, CA.
- 17-19 Northeast Expositions Inc., Chestnut Hill, MA. **Northeast Computer Show and Software Exposition** Hynes Auditorium, Boston, MA.
- 17-20 The Interface Group, Needham, MA. **Chicago Computer Showcase Expo** McCormick Place, Chicago, IL.
- 18-19 Oklahoma State University, Stillwater, OK. **Microcomputers in Education Conference** OSU campus.

28-12/2 The Interface Group, Needham, MA. **Comdex/Fall '83** Convention Center, Las Vegas, NV.

## December

- 6-8 IEEE Computer Society, Silver Spring, MD. **Software Maintenance Workshop** Naval Postgraduate School, Monterey, CA.
- 7-9 IEEE Computer Society, Silver Spring, MD. **Real-Time System Symposium** Crystal City Marriott, Arlington, VA.
- 8-11 Computer Expositions Inc., Annapolis, MD. **Southeast Computer Show & Office Equipment Exposition** Atlanta, GA.
- 12-14 IEEE Computer Society, Silver Spring, MD. **Computer Networking Symposium** Sheraton Inn, Silver Spring, MD.

## January

- 31-2/3 CW Conference Management Group, Framingham, MA. **Communication Networks Conference and Exposition** Convention Center, Washington, DC.

## Maxell Floppy Disks

The Mini-Disks with maximum quality.



Dealer inquiries invited. C.O.D.'s accepted. Call FREE (800) 235-4137.



**PACIFIC EXCHANGES**  
100 Foothill Blvd., San Luis  
San Luis Obispo, CA 93401  
In Cal. call (800) 592-5935 or  
(805)543-1037.

✓ 207

SLICK PAGES?  
**NO!**  
GREAT DEALS?  
**YES!**



Computer Shopper pages aren't slick because they were designed for one purpose: to put buyers in touch with sellers at the lowest possible cost. This resulted in bargains on new and used equipment and software.

Individuals nationwide are able to list their pre-owned items for only a few dollars. This created hundreds of classified ads in over 100 big 11x14 pages.

And to make sure there were enough buyers for advertisers, the subscription price was set low, too!

So strike your first deal by taking advantage of the low subscription price, 12 issues for \$15. That's a \$8.40 discount off the newsstand price. Money back guarantee. For faster service (MasterCard and VISA) Call 305-269-3211.

**COMPUTER SHOPPER**  
407 S. Washington Ave. • P.O. Box F586  
Titusville, FL 32781 • 305-269-3211

## Coming Next Month

After conquering Basic, most programmers try their hands at Assembly language. December's *80 Micro* will focus on this faster, more efficient, and more intimidating way to program, with articles to reassure Assembly novices and interest veterans.

There's an Assembly/Basic interface, a way to disassemble machine language directly from disk files, and a utility that saves you the trouble of translating object codes to decimal values, writing them into data lines, and merging them with Basic to POKE the values into memory. Color Computer owners will learn some quick and easy Assembly techniques, and Model I/III/4 users

will master efficient use of the stack.

Besides pleasing Assembly programmers, the issue will delight Level II Basic users, who need no longer apologize to their Disk Basic friends—and who can access up to 10 USR routines instead of only one. Model II owners can try Basic word processing.

And the Models I/III/4 keep doing new things. One program revolutionizes your TV viewing, calculating the antenna angle and elevation from your backyard to any of 15 broadcast satellites, and another plots the warp and woof of threads to let weavers design loom patterns.

## DISKETTES

maxell  
LIFETIME WARRANTY

5 1/4" 5.25" 500K  
28.95  
10% OFF  
SECOND BOX!

NEW  
3M  
SCOTCH  
5 1/4" 5.25" 500K  
23.50

C.B.'S ACCEPTED  
Call for Details  
On 100 Disk  
Or More

MEGA-BYTE IND.  
4699 SW 45th St.  
Ft. Lauderdale, Florida 33314  
305-587-1130  
NOW OPEN SAT.  
10:00 to 2:00 EST.  
1-800-387-1013  
ASK FOR FREE CATALOGUE


VERBATIM  
Datalife 24.95  
5 1/4" 5.25" 500K  
21.95  
HEAD CLEAN KIT BY  
VERBATIM - \$8.95

### RIBBONS

EPSON - 100' 4.95 ea.  
Cartridges Min. 3  
C. ITOH - 100' 7.95 ea.  
Cartridges Min. 3  
DIABLO 4.95 ea.  
Cartridges Min. 3

✓ 199

# NEWS THIS MONTH



## Talking with Tandy

*New merchandising execs and hints of MS-DOS.*

**W**ith other microcomputer makers reporting financial losses, laid-off workers, and wholesale resignations and replacements among executives (see following story), Radio Shack has gone the other way. Instead of one director of computer merchandising, Fort Worth now has three—and, according to the two product sales chiefs, aggressive plans to stay competitive in the fast-changing hardware and software market.

Until August 1, Radio Shack relied on Jon Shirley, vice-president of computer merchandising, and Ed Juge, director of the department. With Shirley's move to Bellevue, WA, and the presidency of Microsoft Corp., Tandy chose a tripartite arrangement. Bill Wash former customer services manager, became director of computer merchandising services—keeping his old responsibilities, and accepting the leadership of Radio Shack's software support group and third-party software program.

Mark Yamagata, a 15-year Tandy man who's spent the last three as merchandising director for retail operations in England, moved back to Texas as director of merchandising for personal computer products. Yamagata will concentrate on the Models I/III/4, the Model 100 portable, and the Color and Pocket Computers.

As for Juge, he'll handle the remaining items—the Models II/12/16 and peripherals—as director of merchandising for business computer products. Juge will also head the software products planning group.

President John Roach was quick to scotch any comparison between the Tandy troika and some struggling competitors' executive realignments: "Oh,




**Roach:** Separating consumer and business micros. (Radio Shack photo.)

not at all. Not at all. Jon Shirley had an excellent opportunity, one he couldn't turn down and one we really couldn't encourage him not to accept, and it gave three of our long-time and seasoned people an opportunity to take on his responsibilities.

"Certainly that function [merchandising] has grown substantially over the last four or five years, and since we did have the opportunity to really review it in detail, we felt that the best way to organize it—to give proper emphasis and scope to each job—was to separate the essentially consumer- from the primarily business-oriented side, although you understand there's a little gray area between product lines."

Agreed Juge, "The regrouping was



**Juge:** "We have no intention of giving our profit away." (Radio Shack photo.)

merely a matter that, with Jon Shirley's leaving, gave us the opportunity to do some things we'd had the idea of doing for some time.

"When I came aboard five years ago," Juge recalled, "the merchandising department consisted of me and a secretary, and the programming group was two or three guys and their secretary. It's grown to such a huge thing now that we really need to spread out the management. This will give everybody a chance to concentrate a little more strongly on their particular areas."

Stressing the three directors' equal status, Roach said he didn't foresee any who's-in-charge conflicts: "I think that, on the one hand, lines [between the divi-

sions] are pretty clear, and on the other hand, cooperation between [them] where needed is no problem. They coordinate and report directly to [Executive Director for Marketing] Bernie Appel, who's the same person Jon Shirley reported to."

Whatever the chain of command, these are daunting times to start a job in the micro industry. As they take charge of the TRS-80 line, Yamagata and Juge face price-cutting chaos in the market's low end, as well as a formidable threat from the IBM PC at top and powerful new machines in the middle—not to mention a general perception that Radio Shack is losing market share. In separate phone interviews, the pair discussed these challenges, and their plans, with *80 Micro*.

The immediate concern is market share; while Radio Shack sales are up, they're not growing as fast as the rest of the industry. Portia Isaacson, president of Future Computing Inc. of Richardson, TX, predicted in *Computer Retail News* that 1982 versus 1983 figures would show Tandy falling from 14.5 to 11.8 percent of the under-\$10,000 computer market. Apple, Isaacson said, would maintain its share but slip from first to second place, while IBM, vaulting from 14.2 to 19.5 percent of total sales, would take the overall lead.

Both Radio Shack directors, however, expressed satisfaction with sales. "We've looked at some sales numbers and I've been very pleased with the numbers we've seen in the last few months [for the Models 4, 12, and 100]," Yamagata said. "They're all doing quite well."

On the other hand, the man in the street doesn't think in terms of sales or profit figures. Some critics claim that Tandy has lost the household-name status it enjoyed some years ago, as massive advertising and distribution have spread the TI, Atari, and Commodore gospel. Has the average buyer been trained to equate "personal computer" with Apple, IBM, and Commodore, going to department stores instead of Radio Shack to shop?

"I don't think so," Yamagata answered. "Our products, such as the Model 100, have really made a big impact into the market. I don't feel we've lost that much in the marketplace."

"I don't think we're slipping," Juge concurred. "Of course, when you get into the Atari and Commodore thing, you're into a whole different ballgame, because those are being sold through

the discount houses and K-Marts and Toys R Us and places like that.

"Even though we have 6,500 stores in the U.S., that doesn't make quite as much noise as 20,000 of those stores. So the visibility level is certainly different," Juge continued. "And there're a lot more players in the market today. I think everybody's overlooking that four years ago there were just three of us in the market and now there are how many?"

Tandy may keep a lower profile than other firms, and the VIC-20 may outsell the Color Computer, but Juge cited some companies' heavy losses as a reason to decisively reject TI- or Commodore-style pricing tactics. "TI is fighting for that very low-end market with Atari and a number of other folks, and we're more than content to pick off whatever percentage of that market we've got. If there's 10 percent of the market that's profitable for us, we'll take it.

"I don't think anybody really knows market share figures," Juge claimed. "Who knows? I've seen different figures from different people, and most of them are claiming that we're down, maybe number seven or number eight, in the very low end of the market—but when the top three are selling below cost, I don't want to be in the top three. In the middle bracket, we're at least number two or number three.

"We have no intention of giving our profit away. If we're not going to do something profitable in a market, we'll get out of it. Believe it."

Yamagata agreed, saying, "Fortunately, our products are sold in our stores only and don't have to fight for shelf space and compete in price wars. Obviously, we have to be aware of what is happening in the market, and we have to stay within the price point. We don't have to go down and slug it out with everybody, though we have to stay competitive."

At this writing, Tandy has nothing that's directly competitive with this fall's new middle-range machines—micros such as Coleco's Adam and IBM's Peanut, which promise full desktop power at sub-\$1,000 prices. Juge admitted that Fort Worth is waiting to see the Peanut ("I don't think anybody really knows what it's going to be yet"), but neither he nor Yamagata professed to be particularly worried about Adam.

"I think we'd like to see [the Adam]

when it comes out," Yamagata said. "We've heard so much about it and we've read about it, but to produce it and to get people to accept it are two different things. People buy not only for price, but for quality and support, and I think we've proven that we can do that. Coleco is going to have to prove that they can do that.

"Frankly, I think the interest in Adam is going to be good for the whole market," Yamagata concluded. "I mean, [people] won't just rush out and buy it first thing; it's a lot of money. They'll look around, they'll shop."

Juge gave Adam even less credit: "The Adam is probably going to pick up some business that would not otherwise have existed, in my view. I don't believe that a single person who was going to buy a business-quality word processor would even think about an Adam. I see it as a competitor for electric typewriters."

Returning to his mass-versus-class merchandising theme, Juge used a photographic metaphor to summarize Adam's status: "I don't think the serious computer vendors are going to get excited about it. The K-Marts are going to get excited about it, and those guys have been selling Mamiya cameras forever. And Canon continues to sell more AE-1 cameras than any other camera on the market... There are people who want a little more than they can get from a down-and-dirty discount house."

In competing with mass micro distributors, Radio Shack has traditionally emphasized its full product line and service support. Both Yamagata and Juge said this marketing strategy would remain unchanged—that Tandy plans to do essentially the same thing, but to do it better.

One change, to be more specific, involves software availability. Both directors indicated a commitment from Fort Worth to more and better programs, with the Model 4's CP/M as only the beginning.

"Our distribution is firm and well established," Juge said, "and we plan to bolster it and try to cure the problems that we've obviously had. Nobody's perfect, but we plan to address those and try to get better than we are today.

"[As for software,] I think people can see a little change in us. After all, we've got CP/M available, if Digital ever gets it to us, and of course we're

supporting Xenix." (Pressed for news of the still-delayed CP/M, Juge said, "It looks like it's going to be late October, early November. They're having a little problem getting the bank switching right.")

"And I can tell you that today we're working with more outside software vendors, of the quality that are producing major, major software products—for instance, we're bringing out PFS for the Model 4 and Model III," Juge promised. "There are others in that class of product that I'm not quite at liberty to talk about yet, but we're going to have the software people want, and we're going to spend more time talking with the outside software folks before we announce new products, so we can hit the market when we announce them with some or all of the new software people want."

"I think we'll become more aggressive in producing more software," Yamagata said. "I think we all agree that software sells hardware, and we have to make whatever is required to sell our hardware available on software."

That statement, turned around, might almost be a rationale for Tandy's building a 16-bit machine to run today's popular MS-DOS software. Yamagata kept silent on the subject, but others are talking—some about an 8086 board for the Models 12 and 16, others about a brand-new computer.

In the August 8, 1983, *InfoWorld*, John C. Dvorak wrote, "Radio Shack watchers say that the company will bring out an IBM-compatible desktop within 12 months." Asked for comment, Juge didn't say there wouldn't be an MS-DOS TRS-80, though he did say that Tandy would not go the Compaq/Eagle/Columbia route:

"As far as an IBM product, I can pretty well assure you that we wouldn't come out with just another IBM look-alike. If we came out with something that ran MS-DOS, for instance, it would not be just another PC machine.

"If we did anything like that at some point in the future, I think it would have to be with something in mind other than just picking up some leavings from IBM. That just doesn't make any sense. I just don't see it. . . . I won't say we've not been copycats, because traditionally in our consumer line we've waited to see what's going on, and if something has a market we've gone after it. But we have not just gone on and said, 'Build me one

like that.' We like to have different features, to bring more to the table than what's already there."

As if the prospect of an IBM-compatible Tandy desktop weren't enough, Dvorak and others have predicted that 16-bit CMOS chips, such as Harris Corp.'s new 80C86, will mean a super Model 100 in 1984. Chris Christiansen, an analyst with Boston, MA's Yankee Group, speculated that next summer's new portable will include a 16-line, 80-column screen, 256K RAM, and 128K ROM of windowing, multi-tasking software in a package one-third the current 100's height.

Such detailed prediction meets silence from Fort Worth. Asked about a new Model 100, Yamagata said only, "We are looking. We're very pleased with the sales of the 100, and we're looking at different products to complement it. There could be refinements, or memories could be made larger. We've looked at various avenues to make it better, and we have on our drawing boards ideas to further that."

"Oh, we've got a few things up our sleeves," Juge said. "We're constantly looking at what our next-generation products of everything should be. I don't think we've brought a product out in the last three years that we haven't looked at what its next generation should be even before we've announced it.

"Obviously, we've had great success

with the Model 100, so we're looking at what the next product should be. I don't know when it should be out. I don't think you'll see it this year; I don't think you'll see it in the next 12 months. . . . Sure, we're looking at CMOS, but the prospect that we'll do something with a CMOS 8086 is highly speculative at this point. It could be an 8086; it could be an 8088 or a Motorola 68000," implying that the unit will have 16 bits rather than the current 8 bits.

Finally, Yamagata assessed Radio Shack customers, agreeing that sophisticated programmers have always appreciated TRS-80s—Color Computer owners, for instance, seem more passionately attached to their micros than are Commodore appliance buyers—but adding that Tandy by no means intends to become the machine of the loyal minority.

"I think we're going to have both," he predicted. "I think you'll always have the hobbyist; I think he'll always enjoy buying and working with Radio Shack products. Also, we would like to be in the mainstream of the business. I think we still are, and I think we're going to increase that.

"I just don't feel that we've lost that much. People are saying that we have, but we're not going to change our strategy any more than we have before." ■

—E.G.

## Second-quarter reports

### *Problems for Atari, TI, Osborne; joy for chip makers.*

In mid-June, when Texas Instruments announced an expected loss of \$100 million in its second quarter, other micro manufacturers' stocks nosedived in a fallout effect (see *80 Micro*, October 1983, p. 286). When the official figures were announced, TI had lost \$119 million or \$4.71 per share—including profits from other divisions. The home com-

puter group lost \$183 million, and TI and two other companies had combined losses of over half a billion dollars.

TI's two partners in trouble were Mattel Electronics, which reported a \$24 million second-quarter shortfall, and Warner Communications' Atari, which dropped a whopping \$310 million. By late July, TI became the fourth



# If you can beat these prices, you must have a brother-in-law in the business.

## PRINTERS

STAR MICRONICS GEMINI 10.....	\$CALL
BMC PB101.....	739.00
COMREX CR-1 PARALLEL.....	769.00
C-ITOH F-10 40 CPS P/S.....	1250.00
C-ITOH 8510 PROWRITER PARALLEL.....	410.00
C-ITOH 1550 PARALLEL.....	699.00
EPSON FX-80 W/GRAFRAX +.....	\$CALL
EPSON MX-100 III W/GRAFRAX +.....	\$CALL
EPSON RX-80.....	\$CALL
EPSON RX-80 W/GRAFRAX.....	\$CALL
IDS 480 MICROPRISM.....	498.00
NEC 8023A.....	425.00

## EPSON ACCESSORIES

MICROBUFFER† MBS-8K.....	159.00
MICROBUFFER† MBP-16K.....	159.00
MICROBUFFER† MBP-32K.....	\$CALL
MICROBUFFER† MBP-64K.....	\$CALL
MICROBUFFER IN-LINE 32K.....	299.00
MICROBUFFER IN-LINE 64K.....	349.00
GRAFRAX PLUS.....	60.00
MX-80 RIBBONS.....	8.95
MX-100 RIBBONS.....	19.95

## LNW RESEARCH TRS MOD I COMPATIBLE

AMDEK RGB.....	669.00
BMC.....	89.00
LNW MOD II COMPUTER w/CP/M 2.2.....	\$CALL
LNW EXPANSION INTERFACE.....	345.00
LNW DOUBLER w/DOS+3.3.....	138.00
LNW 5/8 DOUBLER w/DOS 3.4.....	181.00
NEC GREEN.....	159.00
USI AMBER.....	160.00

## DISKETTES STORAGE

5 1/4" PLASTIC LIBRARY CASE.....	2.50
FLIP & FILE 5 1/4".....	19.95

## TRS CP/M FROM PICKLES & TROUT

MOD II, 16, 12 COMPATIBLE.....	185.00
--------------------------------	--------

## TRS-80 HARDWARE

TANDON 40 TRK DISK DRIVE W/P.S.....	289.00
PERCOM DATA SEPARATOR.....	27.00
PERCOM DOUBLER II W/ DOS 3.4.....	159.00
WICO TRACKBALL for COLOR COMPUTER.....	62.00

## MICRO-LABS

GRAFVX SOLUTION MOD III.....	249.00
------------------------------	--------

## MICRO MAINFRAMES

FD 3C-4 DRIVE CONTROLLER.....	259.00
-------------------------------	--------

## DISKETTES

### SCOTCH 3M

S.S.D.DEN 40 TRK 10, 16 sectors.....	23.50
D.S.D.DEN 40 TRK 10, 16 sectors.....	36.50

### VERBATIM

MD 525-01, 10, 16.....	26.50
3M DISK CLEANING KIT.....	19.95
BIB DISK CLEANER only.....	9.80

## ISOLATORS

ISO-1 3-SOCKET.....	49.95
ISO-2 6-SOCKET.....	49.95
DG 115-S 6-SOCKET SWITCHED.....	34.50
DATAGUARD DG 115-P.....	25.58
ULBTME-6 8-SOCKET SWITCHED.....	20.80

## MODEMS

NOVATION J-CAT.....	125.00
NOVATION SMART-CAT (300 Baud).....	209.00
NOVATION SMART-CAT (1200 Baud).....	455.00
NOVATION D-CAT (1200 Baud).....	619.00
HAYES SMART MODEM (300 Baud).....	227.00
HAYES 1200 SMART MODEM.....	540.00
SIGNALMAN (300 Baud).....	85.00
LYNX.....	265.00
SPECIAL: Buy any Modem & purchase (at the same time) OMNITERM for only.....	75.00
SERIAL CABLE.....	30.00

## SUPPLIES

EVERETT TABULABELS	
1,000 3 1/2 x 15/16.....	8.49
3,000 3 1/2 x 15/16.....	14.95
5,000 3 1/2 x 15/16.....	17.80

## FAN FOLD PAPER

(Prices F.O.B. S.P.)	
9 1/2 x 11 18lb WHITE 3,000 ct.....	29.00
14 7/8 x 11 18lb WHITE 3,000 ct.....	39.00
REDIFORM LAZER CUT REDIEDGE.....	15.50

## MODEL I, III SOFTWARE

ALCOR PASCAL.....	249.00
DOS PLUS 3.5 MOD I or III.....	99.00
ELECTRIC WEBSTER.....	118.50
FLOPPY DOCTOR, MOD III.....	24.50
LAZYWRITER.....	135.00
L. DOS Ver 5.1 MOD I or III.....	109.00
MAXI MANAGER Ver 8.0 w/UTILITY.....	118.00
MAXI MANAGER UTILITIES ONLY.....	44.95
MICROCLINIC MOD I.....	24.50
MICROSOFT FORTRAN MOD I only.....	79.00
OMNITERM, SMARTER Pkg/MOD I / III.....	79.95
NEW DOS 80 Ver 2.2.....	122.50
PROSOFT NEWSSCRIPT Rev.7.....	
w/Mail Labels MOD I & III.....	105.00
THE HOME ACCOUNTANT.....	59.50
ZORLOFF II.....	63.50

## BOOKS

BASIC-ENGLISH DICTIONARY.....	16.50
CUSTOM I/O MACHINE LANGUAGE.....	24.85
HOW TO DO IT ON THE TRS-80.....	28.95
MICROSOFT BASIC DECODED.....	24.85
MICROSOFT BASIC FASTER & BETTER.....	24.85
THE CUSTOM TRS-80.....	24.85
THE BASIC COOKBOOK.....	5.85
TRS DOS 2.3 DECODED.....	24.85
TRS-80 DISK & MYSTERIES.....	16.85
WRITING BASIC ADVNTRS FOR TRS-80.....	8.95
30 COMPUTER PROGRAMS FOR THE HOMEOWNER IN BASIC.....	8.95
80 PROGRAMS FOR TRS-80.....	9.90
101 PROJECTS FOR THE Z80.....	15.50

## TRS HARDWARE

MODEL III DISK DRIVE KITS Contain: Tandon Disk Drives and Micro Mainframes 4 Drive Controller with Power Supply.

KIT 1: 2 TANDON™100-1 & FD3C.....	638.00
KIT 2: 2 TANDON™100-2 & FD3C.....	773.00
KIT 3: 2 TANDON™100-3 & FD3C.....	748.00
KIT 4: 2 TANDON™100-4 & FD3C.....	956.00
CASE & POWER SUPPLY 1 Drive.....	78.00
CASE & POWER SUPPLY 2 Drives.....	99.00
TANDON 5 1/4 INCH	
100-1 SINGLE HEAD 40 TRK.....	195.00
100-2 DUAL HEAD 40 TRK.....	262.50
100-3 SINGLE HEAD 80 TRK.....	250.00
100-4 DUAL HEAD 80 TRK.....	369.00

## PRINTER STANDS

FMJ STEEL STAND 80cm.....	21.95
FMJ STEEL STAND 100cm.....	29.95
LUCITE STAND 80cm.....	32.50

## COVERS

TRS MOD I KEYBOARD.....	7.50
TRS MOD I VIDEO DISPLAY.....	9.50
TRS MOD III.....	14.50
TRS MOD II KEYBOARD.....	7.50
TRS MOD II ENTIRE UNIT.....	21.50
VIDEO & EXPANSION INTERFACE.....	12.50
PRINTER COVERS AVAILABLE.....	\$CALL

## TRS-80 GAMES

Mod I & III: All games are disk. Cassette versions may not be available.	
APPLE PANIC.....	22.50
ARMORED PATROL.....	23.50
ASYLUM II or I.....	19.50
ALIEN DEFENSE.....	16.50
BLACKHOLE.....	23.50
CATERPILLAR.....	16.50
CRUSH, CRUMBLE AND CHOMP.....	23.36
DEADLINE MOD I or III.....	38.96
FLITE SIMULATOR.....	28.50
FROGGER.....	18.50

HELLFIRE WARRIOR.....	31.35
LUNAR LANDER.....	23.36
MEAN CHECKER MACHINE.....	17.50
MORTON'S FORK.....	19.00
OLYMPIC DECATHALON.....	23.36
PENETRATOR.....	21.50
PINBALL.....	16.50
REAR GUARD.....	19.90
REGILIAN WORM.....	16.50
RESCUE AT RIGEL.....	23.36
ROBOT ATTACK.....	15.95
SEADRAGON.....	19.90
STARCROSS MOD I or III.....	37.16
STARFIGHTER.....	23.50
STARFLEET ORION.....	21.95
STAR WARRIOR.....	31.35
SUPER NOVA.....	15.95
TEMPLE OF APASHAI.....	31.35
THE ELIMINATOR.....	22.50
TUESDAY MORNING QUARTERBACK.....	26.95

To order or for information call

In Los Angeles:

(213) 706-0333

By Modem:

(213) 991-1604

CALL OUR MODEM LINE FOR WEEKLY SPECIALS.

# Alpha Byte

## COMPUTER PRODUCTS

31304 VIA COLINAS  
WESTLAKE VILLAGE, CA 91362

\*For all your computer product needs, come visit us at our new California store.

**Satisfaction Assurance** — Your satisfaction is assured by our 30 day moneyback guarantee on all hardware products we sell. No refunds after 30 days. All manufacturers' warranties are honored by manufacturers. Defective software will be replaced free during the first 30 days, however, no refunds or exchanges on software. Proof of purchase required. All returns must be authorized in advance. **How To Order** — All orders must be paid prior to shipment. Order by phone or by mail. Use Visa, M/C check or COD. COD limit \$300. Shipping charges: Visa, M/C orders = actual shipping costs. Prepaid orders add \$3 (under 25lbs.) or \$6 (over 25lbs.) COD's use prepaid rates and add \$4 surcharge. Foreign, FPO and APO orders add 15% of order total. Calif. orders add 6% sales tax, L.A. County add 6 1/2% sales tax. Prices quoted are subject to product availability and may change without notice.

CP/M is a reg. trademark of Digital Research. \*Requires Z-80 Software. †Reg. trademark of Micro Pro International Corp. ‡Trademark of Practical Peripherals, Inc. \*\*Trademark of Software Dimensions, Inc. MICROSOFT is reg. trademark. ††Trademark of Microsoft Corp.

home computer supplier in two months to change presidents, and a day's gossip about the IBM Peanut sent TI, Warner, Coleco, Commodore, and Tandy stock down by several points.

Meanwhile, portable pioneer Osborne Computer Corp. was firmly denying deathwatch rumors, while closing one of its two plants and slashing \$500 from Osborne 1 prices. The personal computer industry, in case anyone hadn't noticed, was shaking.

At Texas Instruments, President J. Fred Bucy joined acting Consumer Group President Jerry Junkins in assuming responsibility for the firm's computer products. (Consumer Group President William Turner resigned, describing the move as "very voluntary" and looking forward to getting "back into the industrial sector" at Automatic Data Processing of Clifton, NJ.)

Bucy and Junkins' main tasks will be to reduce TI's overhead and bring manufacturing costs in line with today's price structure—"a structure," *Electronic News* noted, "TI helped to create with an aggressive rebate program."

Other manufacturers—even Commodore, which has shuffled presidents frequently but has remained almost alone in keeping healthy despite the low-end market chaos—waited anxiously to see whether TI would cut prices still further, dropping its 99/4A to some \$50 to clear inventories for the 99/8.

Even so, said Merrill Lynch vice-president Thomas Kuriak, "[TI's] prospects are bleak. I don't think there'll be a good market for the 99/8. It's coming in as a me-too for the [Commodore] 64. That market may be saturated by now, anyway."

TI's other product lines are faring no better. "Delay in availability of peripherals for the portable Compact Computer 40 has caused us to reduce its projected volume for 1983, resulting in inventory writeoffs," the company's second-quarter report admitted, while sales of TI's Speak & Spell and other "electronic learning aids declined from their already low level of the first quarter."

The desktop Professional Computer, which *EN* reports "is said to hold the greatest promise for the growth of TI's data systems business," faces an uncertain future, too. Stewart Carrell, executive vice-president for corporate devel-



Endangered species #1: The Timex-Sinclair 1000.

opment and marketing, had recently been put in charge of the product, but resigned—a surprise for TI, compared to Turner's expected exit—and left no clear successor.

Nevertheless, TI ignored pessimists such as Merrill Lynch, which lowered its estimate of the firm's 1984 earnings and advised clients, "An exit from home computers would make us more positive." Pointing to its profitable business in semiconductors and memory and logic circuits, TI's report repeated its belief that technological innovation, not marketing skill, will bring success.

Judging from competitors' actions, that's a minority opinion. Last April, Apple hired President John Sculley from Pepsi-Cola. Arnold Greenberg, president of Coleco Industries Inc., told *Business Week*, "We have always felt that marketing is the key." And Atari, in the wake of President Raymond Kasar's resignation, hired James Morgan, former executive vice-president for marketing at Philip Morris, to take the reins.

Looking at Atari's unbroken string of quarterly losses and the wreck of the video-game industry, Morgan told *BW*, "Atari's strength as a name also tends to be its weakness. It is synonymous with video games, [so that the computer] consumer looks at that name and sees 'game.'"

In addition to redefining its image, Atari must, like TI, reduce costs. The Warner subsidiary has eliminated full

computer assembly operations in the U.S., turning to manufacturing plants and contractors in the Far East. Even so, *EN* says, retailers are unhappy with the \$199 suggested list price of the low-end 600XL, "commenting that \$120 pricing would be more in order."

"Atari has still not priced [the three other] computers it unveiled last June," *EN* adds, speculating that, "in addition to figuring out costs in the Far East...[Atari] is waiting to see what further downward directions home computer prices may take."


Two other firms are reportedly considering phasing out their base products in favor of more powerful, equally inexpensive models. Timex, whose new 1500 and 2068 are partially made in the Far East, is probably close to dropping the TS1000, "which by most accounts has come to a virtual halt in retail sales."

At Mattel, where president Joshua Denham stepped down in favor of William Mack Morris, the Aquarius computer console may be shelved when the Aquarius II, with more memory and a fuller keyboard, is introduced. A similar overlap confuses the relationship between the company's Intellivision II and III game machines.

Mattel, too, is trying to cut overhead. Early in July, the Hawthorne, CA, firm laid off 260 white-collar workers—about 15 percent of its total operating and administrative staff.


Moving away from the low-end market, Timex and Mattel can sympathize

“What  
more can  
I do?”




Your computer can probably do more for you than you originally thought. And learning to expand its capabilities is as easy as reading a good book.

SYBEX is the pioneer of computer book publishing, offering over 60 titles developed for beginners through advanced. They are so well written and easy to understand that virtually anyone can learn to operate a computer in a matter of hours.



**The Foolproof Guide to SCRIPSIT Word Processing** by Jeff Berner (\$11.95)  
The ins and outs of SCRIPSIT, the TRS-80 word processing program are explained here in witty, conversational style.





**Your First BASIC Program** by Rodnay Zaks (\$9.95) At last, a book designed for the first-time computer user who wants to learn how to program. It is simply written, educational, beautifully illustrated and fun to read.

**Your Color Computer** by Doug Mosher (\$12.95) This is an introduction to your color computer, complete with cartoons, diagrams, photographs and a BASIC thesaurus and command reference section. Descriptions of available software and peripherals make this an ideal guide for those who aren't interested in programming, but who want to use their computers right away.

**Mastering VisiCalc** by Douglas Hergert

(\$11.95) Beginning with a description of what VisiCalc can do for you, this book provides step-by-step explanations of each feature. It tells you how to get the most from your "electronic spreadsheet", for tasks ranging from planning



to examining projection scenarios.

SYBEX books are available at bookstores and computer stores everywhere. For a free catalog, mail the coupon or call TOLL-FREE 800/227-2346. Prices subject to change without notice.

Send me:  A free catalog  
 0-098 *The Foolproof Guide to SCRIPSIT Word Processing* \$11.95  
 0-092 *Your First BASIC Program* \$9.95  
 0-097 *Your Color Computer* \$12.95  
 0-090 *Mastering VisiCalc* \$11.95  
 Add:  \$2.00/Book UPS  6% Sales Tax CA Res.  
 \$12.00/Book Overseas Mail

Charge my:

VISA  MasterCard  American Express

Card # \_\_\_\_\_ Exp. Date \_\_\_\_\_

Total Amount Enclosed \$ \_\_\_\_\_

Signature \_\_\_\_\_

Name \_\_\_\_\_

Address \_\_\_\_\_

City/State/Zip \_\_\_\_\_

Mail to: SYBEX Inc., 2344 Sixth St., Berkeley, CA 94710  
 © 1983 SYBEX, Inc. 1011

**SYBEX COMPUTER BOOKS**



Endangered species #2: The Osborne 1.

with Adam Osborne, who ran into cash flow problems when Osborne 1 sales stopped dead with the announcement of the Osborne Executive in late April.

While buyers showed interest in the \$2,495 Executive, with its 7-inch screen and promised add-on board for IBM PC compatibility, the two-year-old original Osborne became a back number. In June, Osborne added the Personal Pearl data base manager to the \$1,795, 5-inch-screen portable's software package, but dealers continued to report slow sales even at discounted prices. Kip Garlow, manager of The Xerox Store in Chestnut Hill, MA, told *ISO World* that he'd had to drop his Osborne 1's to \$1,095: "It's the only way we can move them."

According to Yankee Group analyst Chris Christiansen, it's believed Os-

borne "did not make any money in April" and was operating in the red through June. By August, the firm had started shipping Executives, although the PC board, supposed to be available within a month of the product's introduction, was still not ready. The Osborne 1, meanwhile, officially came down to a price of \$1,295.

During that time, the company shut down its Monmouth Junction, NJ, plant, laying off 89 workers, and dropped 203 quality control and service staff from its Hayward, CA, facility. Spokesmen described the closing of the East Coast satellite, which produced 200-250 Osborne 1's daily, as a step to greater efficiency; the California plant, "scheduling production as demand dictates," can build 800 Executives a day, or a fewer number and some 1's.

Reached by *The Wall Street Journal*, Adam Osborne said that demand for the older model fell off sharply since the Executive's debut, but that Executive sales also slowed and inventories of that machine had increased. "The whole industry is in something of the doldrums," the company's chairman and founder claimed. "What's happening is, we're seeing some summer softening."

Analyst Christiansen rejected that theory, saying that Osborne, which "miscalculated the life cycle" for the first machine and then "never figured plans for the Executive would go that far awry," would "never regain its place as the industry leader." Christiansen commented to *ISO World*, "I don't see a summer slump affecting Kaypro or Compaq sales."

With red ink and laid-off workers seemingly everywhere, there were still a few micro success stories to be seen. IBM kept second-guessers buzzing with rumors about its bargain-priced Peanut, and Apple Computer Inc. cheerfully reported an 87 percent increase in sales and a 59 percent boost in profits for the quarter, with accelerated production of the IIe and on-schedule shipment of the first Lisas.

Apple also held its own in the gossip columns, with the return of Apple I and II designer and Us Festival sponsor Steve Wozniak to the company. Wozniak, who left Apple after a plane crash in February 1981, told *InfoWorld* he was happy to be back: "It's very friendly—going out to dinner with engineers, talking about which ideas make sense for a product, what should be compatible, what should be standard."

While *InfoWorld's* Paul Freiberger reported Wozniak "modestly says he is just dabbling in a few simple projects for the Apple II and III," Woz told both *IW* and *MicroScope* that he is thinking about a new computer. The latter magazine claimed it would be "a cheaper machine, with fewer parts," and more Lisa-style software; Freiberger quoted Wozniak as musing over ultra-high-resolution color graphics, "where in an icon every pixel has a different color."

As for the short-term future, speculation about Peanut and McIntosh—to make way for which, retailers whispered, Apple IIe prices might go under \$1,000, perhaps as low as \$700—combined to steal some of the thunder Coleco had started with the announcement

Jim Howell, son of Exatron founder Robert Howell, has taken over end-user sales of the Exatron Stringy Floppy (see *80 Micro*, September 1983, p. 294). His firm, A & J Micro Drive, sells and supports ESF drives, wafers, and programs.

Besides having ample stock, Howell said, he has the right to manufacture stringy floppies for future consumer sales once OEM vendor Entrepo Corp.'s supply runs out.

A & J Micro Drive's address is 1050 E. Duane Ave., Suite I, Sunnyvale, CA 94086, 408-732-9292.

of Adam. Vendors wondered whether Adam's tentative \$600 price would leave them any margin for profit, whether different versions would appear with and without the ColecoVision game module, and whether the system's inexpensive daisy-wheel printer would bear up under heavy use.

A Sears spokeswoman told *Electronic News*, "We're still analyzing and reviewing [Adam] at this point. In the last three months, [computer] demand has been less than anticipated." Echoed Child World's vice-president of marketing, Jack Mueller, "We haven't made a decision [on Adam] yet. We're trying to figure out where the margins are. We don't need a \$600 loss leader."

By mid-August, Coleco stock slipped to \$30 a share from its June high of \$65, and a Wall Street securities analyst told *80 Micro*, "Wall Street is betting heavily that Coleco is going to go down." Investors, the source said, were growing anxious about Adam's being late, missing its September debut or even some of the Christmas market; in addition, pessimists pointed out that only one Adam had ever been seen—the one Coleco displayed at the Consumer Electronics

Show in June.

Put options—what people buy when they think a stock is going to decline—were hot properties, the analyst continued: "You cannot buy a put option on Coleco now. People are just waiting for Coleco to die so they can collect on their put options."

Coleco, for its part, expressed confidence in its product and pricing, comparing pre-introduction talk to the naysaying that preceded ColecoVision's debut last year. President Arnold Greenberg said in August 16's *Boston Globe*, "We take a certain pleasure in being the company others say can't do it, making the product others say can't be made. For us the joy is in holding the trump card, knowing that in 30 days Adam will speak for itself."

Finally, there was unshadowed prosperity among chip manufacturers. Intel's profits tripled in the second quarter on a 20 percent boost in revenues, while National Semiconductor Corp.'s revenues climbed 13 percent.

And Harris Corp. might be a name to remember. Working with Intel, the minicomputer and communications firm introduced the 80C86, a CMOS

version of the wildly popular 8086 16-bit microprocessor, which requires only 10 percent of the power, can operate over a broader temperature range, produces less heat, and is less sensitive to electromagnetic noise than the original.

Besides selling 80C86s—the first customer is reportedly Japan's Kyocera Electronics, makers of the TRS-80 Model 100, which promptly led columnists and analysts to predict an improved, IBM-compatible Tandy portable by late 1984—Harris announced its intention to acquire Lanier Business Products, slugging it out with Wang and DEC in the office automation arena.

As the industry's most hectic summer drew to a close, talk of Adam, Peanut, McIntosh, and 80C86 portables was beginning to replace talk of corporate chaos. The consensus seemed to be that some companies might not see next summer, but that the survivors would offer impressive products—that, with computer makers jockeying for position, the consumer would come out ahead. ■

—E.G.

## Oklahoma modem blues

### *Southwestern Bell raises the ante.*

The local telephone company sees it as a matter of enforcing the rules on the books, but worried sysops see it as Oklahoma's secession from the Network Nation. Citing a 1965 tariff designed for business data transmission, Southwestern Bell has assigned a different service rate—in effect, a 500 percent monthly increase—to anyone who connects a computer and modem to a residential phone line. According to Norman, OK's Robert Braver, president of the Oklahoma Modem Users Group, the Information Terminal Service tariff "for all practical purposes prohibits non-commercial, hobbyist modem use," boosting customers' rates from \$8.95 to \$45.90 monthly. Touch-Tone charges increase from \$1.25 to \$3.50.

The higher rate applies to "customer-provided data transmitting and receiv-

ing equipment that process[es] data and/or perform[s] calculations," the tariff says. "Examples of data transmitting and receiving equipment would include computers, associated buffering devices and/or concentrating devices with store and forward capabilities located on the same or different premises."

Braver discovered the tariff the hard way, seeing his bill skyrocket after the company found him on-line. In the words of Southwestern Bell spokesman Walt Beiter, "We had an incident arise where we had some phone work to do on a customer's line here in the Oklahoma City metro area, and discovered that he had terminal equipment on the line, and applied a rate that we've had on our tariffs since the 1960s and that applies to terminal hardware."

Since then, Braver has been protesting and raising publicity via fellow

e-mailers and the news media. Generally, he feels the tariff is obsolete; specifically, he wonders why it's risen from obscurity only now.

"It's a 1965 tariff, and why they're enforcing it now instead of earlier I don't know," Braver told *80 Micro*. "It's outdated. It really doesn't apply to anyone anymore, including business, because any business that's transmitting data these days is probably using a high-speed modem on their own dedicated line."

Southwestern Bell agrees. A company spokesman, while defending the surcharge, admitted to *The Wall Street Journal's* David Stipp, "Technology has sort of surpassed some of the tariffs we have on file."

Interviewed by *80 Micro*, Southwestern's Beiter said, "We're aware that this tariff that's been lying out there in the

books for 20 years needs to be redesigned. While the tariff doesn't mention business or residential usage, the thinking [behind it] was really business and heavy line usage, and of course the situation has changed. We're in the midst of a rate application in which we're doing a number of new rate designs, and we're going to redesign that tariff in our new rate application."

Oklahomans won't see the revised tariff until this fall at the earliest, after Southwestern's application has made its way through hearings and gained the approval of the Oklahoma Corporation Commission.

"We've had one rate hearing so far," Beiter said, "at which different people gave their sides, and one group that was heard from was these computer users and home terminal users. We said at that time in front of the commission that we recognized that we had a problem with the tariff and we were going to do something about it."

As to what Information Terminal Service's replacement will be, Beiter said, "We haven't come up with the kind of rate we're going to apply, but we're looking at some kind of usage rate. We're looking at a new terminal equipment or terminal rate approach, in which the charge applies to how much you use the line. We're going to update that tariff and change it one way or the other for sure."

Though the new rate might involve time spent on-line rather than a flat \$45.90, that still means extra costs for modem users. Beiter defended the dif-

ference, saying, "It's not an increase. We're talking about two different rates in effect. One applies to basic home service and the other applies to terminals on the line."

The news that Southwestern Bell was enforcing an antique tariff coincided with the approaching breakup of AT&T, which will separate local from long-distance companies and force the former to look for new sources of revenue. However, Beiter insisted, Southwestern's policy was nothing new: "When we're aware of that type of equipment being on the line, it's always been enforced. Any time we're aware of a piece of equipment being on the line, we apply the rate that needs to apply."

But Braver takes a more suspicious view. While several states, including those served by Mountain Bell and Southern Bell, have similar tariffs, Braver pointed out, the present controversy "is only Southwestern Bell and it's only here in Oklahoma. The [governing] commissions are only statewide. Apparently they thought they could get away with it in Oklahoma."

Can users get away with owning a modem? Direct-connect buyers are supposed to notify the local phone company of their purchase, and Braver claims keeping any modem secret is impossible: "If you have an acoustic modem you don't have to tell them, but they know every time you put your modem on line. Any time you put a foreign tone on the phone line of a certain duration or quality, it's recorded. This is to record toll fraud. They're not doing

anything with it now; they do have the capability to start doing neat things with that information, as they admitted in *The Wall Street Journal*."

Actually, Stipp's article read, "The telephone company doesn't try to discover who is transmitting data over its lines, says a Southwestern Bell spokesman." It then quoted Lee Selwyn, a telecommunications expert with the consulting firm Economics & Technology Inc.: "It's not hard technologically for the phone company to monitor the lines, but whether that's an illegal invasion of privacy is difficult to tell."

For his part, Beiter dismissed thoughts of modem paranoia: "We're not out making any search trying to check back to see who may or may not have terminals on their line or anything else. We're not going back in the records to do a witch hunt on it."


Meanwhile, Braver's group is acting as a lobbying organization, relying on press attention and perhaps a lawsuit to stop Southwestern. "We're trying to raise funds to initiate some legal proceedings," Braver said. "We haven't retained an attorney yet, but hopefully we'll be moving in that direction very soon."

"This has sort of turned into a test. If they get away with it here, there's no doubt that they're going to start applying it in other areas. If nobody does anything about it, or if we try and fail, I'm afraid it's going to be open season on modem users in the U.S." ■

—E.G.

# PULSE TRAIN

## Keeping it in house



What's the largest advertising agency west of the Mississippi River? No, it's not some swank Los Angeles firm, producing ads for a dozen famous companies. In fact, the agency has only one

client. It's Radio Shack's advertising division, taking the entire third floor of the 19-story Tandy Center One tower in Fort Worth, TX.

According to *Computer & Electronics Marketing*, the Shack's in-house effort—145 people spending \$160 million a year—is the biggest of its kind in the U.S. Radio Shack, one of the 20 largest advertisers nationwide, is the only company to prepare its

own copy and commercials. The industry journal *Advertising Age* could find only one other private advertiser among its top 100.

Such a policy defies conventional wisdom. Don Ambuhl, senior vice president of the American Association of Advertising Agencies, told *C&EM's* Herbert Swartz that in-house advertising, especially for large companies, is "foolhardy." While the cost

of mounting a campaign may be less than an agency's 15 percent commission, Ambuhl said, "When one share point can be worth millions of dollars, saving \$100,000—or even a few hundred thousand—is illusory."

Beside, Ambuhl claimed, an agency's talent is energized by working on different products for different companies. "In-house advertising can't attract the best peo-



**Rose™**

# You've Got TOTAL ACCESS™

TO YOUR COMPUTER HARDWARE & SOFTWARE NEEDS. CALL ROSE TODAY!

## AEROCOMP DISK DRIVES

External drives for TRS80 Mod. I or III, IBM PC & TI 99/4A are complete with power supply & enclosure

40 Track Single Side (Tandon).....	\$199
40 Track SS "Flippy" (MPI).....	239
40 Track Dual Head (Tandon/MPI).....	279
80 Track SS (MPI).....	299
80 Track SS "Flippy" (MPI).....	329
80 Track Dual Head (Tandon).....	379
Color Computer Add-On	
Drives (2nd & 3rd).....	199

## 8" EXPANSION BOX

Complete system with power supply & fan (slimline)

Two 8" Single Side.....	\$699
Two 8" Double Side.....	849

**\*All New! Half-High Drives Available Now. Call For Prices.**

## BARE DRIVES

Internal drives for TRS80 Mod. III, IBM PC & TI 99/41 (controller required)

40 Track SS (Tandon).....	\$169
40 Track Dual Head (Tandon/MPI).....	249
80 Track SS (MPI).....	269
80 Track Dual Head (Tandon).....	339
8 inch Single Side Thinline.....	260
8 inch Dual Head Thinline.....	375

## MODEL III DRIVES

Complete internal drive kits with 40 track drives, disk controller, power supply, all hardware & cables.

<b>Drive Kit Only (no drives) ....</b>	<b>\$199</b>
One Drive System Kit.....	369
<b>Two Drive System Kit.....</b>	<b>539</b>

## MODEL I DOUBLE DENSITY CONTROLLER

<b>AEROCOMP "DDC" .....</b>	<b>\$99</b>
AEROCOMP "DDC" w/LDOS.....	169
AEROCOMP "DDS".....	49
(Double dens. data separator for Percom	
Doubler, LNDoubler or Superbrain	
AEROCOMP "SDS".....	29
(Single dens. data separator)	

## MISCELLANEOUS DRIVE STUFF

TRSDOS 2.3 Disk & Manual.....	\$20
LDOS (Mod. I or III).....	119
NEWDOS/80, 2.0 (Mod. I or III).....	129
Diskettes (10 in library box).....	23
MX80 Ribbons.....	\$9
Drive Power Supply & Enclosure (5.25").....	59
2-Drive cable.....	24
4-Drive cable.....	34
Extender cable.....	13

© Total Access 1983

## MICRO DECISION

**\$1299**

64K CP/M 2.2, two serial ports  
MBASIC - WordStar - Logical  
BaZic - Correct-IT  
12" Green Video 80 x 25  
Double Density (200K) Drive

### FRANKLIN ACE1000

Uses APPLE Software  
Call, it may be  
cheaper by now **\$999**

### brother

EM-1 Electronic  
Typewriter  
Choose  
Either One

HR1 PRINTER  
**\$799**

### EPSON FX-80

160cps Friction/Tractor (\$32 Option)  
10,12,16.5 cpi  
+ Doublewide  
6,8,12 pli **\$569**

## TRS-80 SPECIAL EQUIPMENT

80 x 24 Video Board for the Model III.....	\$199
112K CP/M 2.2 for the Model III.....	\$399
16K Memory, 200nsec, Guar 1 yr.....	8/\$12
64K Memory, 200nsec, Guar 1 yr.....	8/\$48
12" Green Phosphor Monitor.....	\$87

## SOFTWARE

Super Utility Plus 3.0 by Kim Watt.....	\$59
Alcor PASCAL, Model I or III.....	169
P&T CP/M for the Mod II.....	159
P&T CP/M for the Mod 16.....	189
P&T CP/M for the Hard Disk.....	199
All SNAPPWARE.....	**10%**OFF

I have lots of other software. Call me now for your needs. All at discount.

## MEDIA & SUPPLIES

8" disks SS DblDen, Guar. Forever.....	\$29
8" disks DS DblDen, Same Guarantee.....	39
5" Flipsort, holds 75 disks.....	19
8" Flipsort, same deal.....	29
5" Library boxes.....	\$2.50
8" Library boxes.....	\$3.50
5" or 8" Head cleaning kit.....	9
Tractor paper, letter size 2900 sheets.....	25

## LNW COMPUTERS

128K LNW-80 Model II, Both NTSC & RGB outputs. RS232 and parallel printer port. Uses both 5" and 8" drives. Works on all known TRS-80 DOS's. Comes with DOSPLUS. Also works with CP/M 2.2 which is included at no extra cost. Now a FREE 12" GREEN PHOSPHOR monitor and cable included. All for the low price of..... **\$1695**

## PRINTERS & OTHER ACCESSORIES

ANADEX DP-9500A or 9501A.....	\$1239
ANADEX DP-9620A, 200 cps.....	1399
ANADEX WP-6000, 284 cps, NLQ.....	2695
PROWRITER, 120 cps, 10" Friction/Tractor.....	375
PROWRITER 2, 120 cps, 15" Fric/Trac.....	669
STARWRITER F-10, 40 cps Daisy Wheel.....	1250
PRINTMASTER F-10, 55 cps Daisy.....	1499
Rutishauser Bidirectional Tractor.....	199
Rutishauser Sheet Feeder.....	895

## PERIPHERALS -

32K LNW Expansion Interface w/RS232.....	\$329
Mod III RS232 complete, ready to install.....	79
Signalman Mk I Modem 300 baud, direct connect.....	89

Please add \$5 handling charge to all orders under \$24

**ORDER NOW!  
TOLL FREE  
800-527-3582**

Write or call. Toll free lines are for orders only. Texas residents call 214/458-1966 and deduct \$2.00 from your order. If you need technical information or service use the Texas number. Prices are subject to change without notice and are mail order only. I accept VISA or MASTERCARD, you can send a check or money order (allow a couple of weeks for personal or company checks to clear) or order COD (cash, certified check or money order only). Shipping is not included unless otherwise indicated. Please add \$5 handling charge to all orders under \$24. Texas orders add 5% tax. No tax added on shipments outside Texas. Order up - I need the money!

**TOTAL ACCESS™**  
**P.O. BOX 790276**  
**DALLAS, TX 75379**  
**214-458-1966**

NEXT DAY SHIPMENT on all in stock Merchandise.

# PULSE TRAIN

ple," he said. "There is simply better compensation and more opportunity and potential on the agency side. The professional rewards are greater, as are the chances for personal growth."

In Fort Worth, Bernard Appel isn't buying that. Said Appel, Radio Shack's executive director for marketing, "I disagree that we don't get the same intellectual ferment. There are creative people here from all over the United States. And I spend more money in my single division—what I'm handling right now—than most agencies do with 15 clients."

"Agencies out there are handling several different products for several different clients," Appel said. "Well, I'm handling several different products also—even though they all come from one client. [And] when you're working on a single account as we are, you start to build up a loyalty to the account—much more so than you would if you were working on 10 separate ones."

Also, Appel pointed out, Tandy's copywriters, artists, and TV producers have extra incentive: "Most of us are stockholders in the company, so obviously everything we do is going to be reflected in sales and profits."

Does it work? Tandy's general advertising manager, Mike Wood, told *Marketing & Media Decisions* that Fort Worth's minimum goal "is to achieve 60-percent coverage of any market that we're in." To do that, Radio Shack buys space in 1,080 newspapers a year, produces an annual catalog, monthly general flyers, and bimonthly Computer Center flyers, and dips into TV and magazine advertising. The result, over the last five years, is a net sales rise for Tandy of 92 percent, with Radio Shack accounting for the lion's share.

"In short," Swartz concludes, "Radio Shack's adventure may not be for everyone—maybe, alas, just for Radio Shack—but no one in Fort Worth is complaining."

## The last word in software



Now that computers have become a fact of life, Lassen Software of Chico, CA, is ready to make the IBM PC a fact of death. Personal Lawyer/Wills, a new \$50 PC program, uses information about your relatives, estate, and last wishes to create and print a will and testament that's legal in 49 states.

According to *InfoWorld's* Tom Shea, the program asks as many as 80 questions, beginning with your name, address, and marital status, and going on to where you want the executor to dispose of your ashes if you want to be cremated. Its proprietary software technology, called a "text builder," incorporates your responses into blocks of standard legal language stored on disk.

"The language," Shea reports, "is determined by the user's personal circumstances and by the state he lives in. The length of the will can range from seven to 20 paragraphs." The finished will is printed immediately, rather than being saved to a text file where non-lawyers could make invalidating changes. Signed and witnessed, it is a valid legal document in every state except Louisiana, whose system is based on the French Napoleonic code.

Lassen Software president Frank Holt, while admitting the program "certainly doesn't fit the needs of every-



New IBM PC program: "Being of sound mind and micro..."

one," claims "it should satisfy the needs of about 95 percent of the population," as long as users' estates aren't too complex.

Attorney Doug Jacobs, who originated Personal Lawyer/Wills, reassures PC owners that its use does not constitute practicing law without a license. "The program is meant to bridge the gap between going out and buying a book about wills and then using the book to write your will, and going to your attorney," he concludes.

Jacobs told *InfoWorld* that he plans additional packages such as Personal Lawyer/Leases and Personal Lawyer/Temporary Child Guardianship. The wills program's documentation, meanwhile, includes a humorous sample will demonstrating how *Star Wars* swashbuckler Han Solo disposes of his light saber and other property; Jacobs may need to consult 20th Century-Fox and Lucasfilm about Personal Lawyer/Copyright.

## Radio Basic



Since 1978, the Dutch Broadcasting Corp., NOS (Nederlandse Omroep Stichting), has carried nonprofit software publishing to its limit. Not only has the Netherlands network created an "Esperanto" version of Basic compatible with 17 different computers, but it sends Basic programs over FM and medium-wave radio.

When the NOS show "Hobbyscoop" (pronounced "Hobbyscope" in English) transmitted its first computer program, producer Hans Janssen remembers, "many listeners wrote to ask if there was something wrong with their radio receiver." Apple, Exidy, Pet, and TRS-80 owners took turns on the weekly broadcast, each group transmitting machine-readable data once a month.

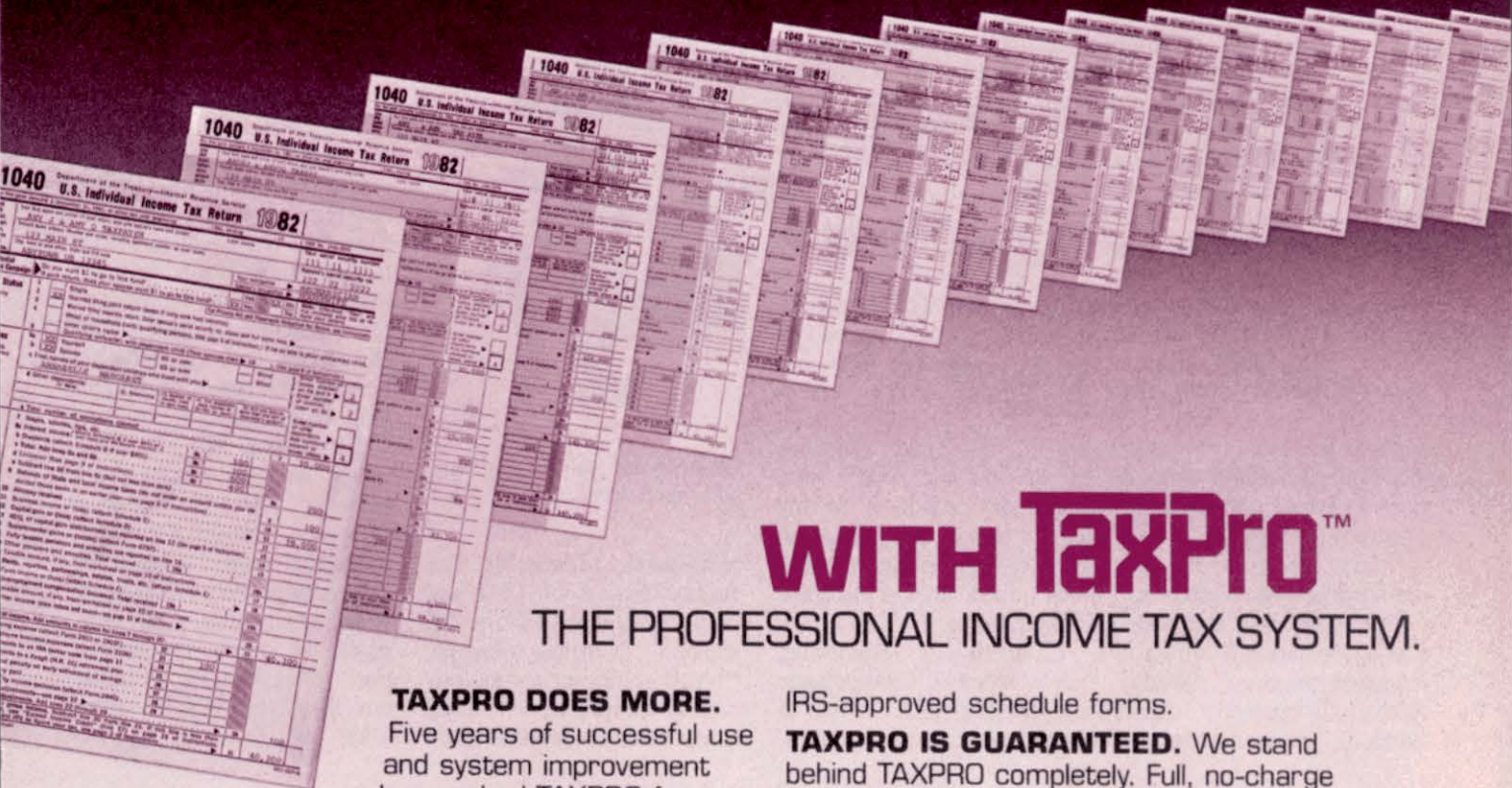
However, the CLOAD-like sounds didn't thrill general audiences; two of the machines' slow baud rates meant "up to eight minutes of objectionable noises" per show, and cassette interface systems proved "rather unreliable." To simplify the process, radio amateur Klaas Robers developed Basicode, a standard protocol for storing and retrieving Basic programs from cassette, in 1982. An improved version, Basicode-2, has been used on-air since January 1983.

In addition to the four original machines, Basicode works with BBC, DAI, Heath, OSI, Philips, SWTPC, and CP/M micros. NOS makes machine-language translation programs available for each model; a few (such as the TRS-80 I/III) also require a simple hardware interface.

Basicode supports some 50 instructions, forming a sub-



# INCOME TAX OFFICES: MULTIPLY YOUR OUTPUT.



## WITH TaxPro™

### THE PROFESSIONAL INCOME TAX SYSTEM.

#### TAXPRO DOES MORE.

Five years of successful use and system improvement has pushed TAXPRO far beyond Form 1040 and its

supplemental schedules. This versatile system also totals W-2s, computes FICA overpayment, calculates tax alternatives . . . even prepares client billing.

**TAXPRO IS INTELLIGENT.** It analyzes the client's tax picture, suggests the best route to go. Determines eligibility for special forms such as minimum/maximum tax, income averaging, to name a few.

#### TAXPRO IS EASY.

Because it follows the tax forms line by line. Taxes are automatically figured, entered everywhere they apply. Change any entry, and all relevant data is automatically revised. Produces a printout that exactly fits 1040 and

IRS-approved schedule forms.

**TAXPRO IS GUARANTEED.** We stand behind TAXPRO completely. Full, no-charge support through the tax season. Inexpensive, yearly system updates. Over 5 million returns prepared with no reported errors.

**TAXPRO BUILDS PROFITS.** The door is open to higher profits than you have ever enjoyed. Double, triple, or quadruple your output; pay for TAXPRO **and** the computer in one tax season.

If you do income tax returns, you need TAXPRO, the truly professional, computerized income tax preparation system.

Look into it today.  
Contract Services Associates,  
706 South Euclid,  
Anaheim,  
California 92802,  
(714) 635-4055.

45-PAGE DESCRIPTIVE  
SYSTEM MANUAL: \$7.50



## CONTRACT SERVICES ASSOCIATES

Improving the bottom line.

# PULSE TRAIN

set of standard Basic. Since different machines do the same things in different ways, line numbers below 1000 are reserved for standard subroutines contained in the translation program (GOSUB 100, for example, clears the screen—CLS to Radio Shack users, HOME to Applesoft). Other rules govern variables use, line length, and so on.

Programs are broadcast by NOS at 1,200 baud. "Hobbyscoop" airs Sundays at 1810 Greenwich Mean Time in winter, 1710 GMT in summer, on medium-wave 747 KHz; the show's computer segment (around 1840 or 1740 GMT) includes short explanations in English. Listeners in Denmark, Belgium, West Germany, and southern Britain report bug-free loading.

For worldwide audiences, Radio Netherlands' English-language program, "Radio-Activity," currently carries Basicode programs to the

U.S., Canada, Australia, Sweden, Pacific islands, and parts of Africa and Asia.

Information on Basicode, including shipping prices for a handbook (in Dutch and English) with translation programs on cassette, is available from "Hobbyscoop," P.O. Box 1200, 1200 BE Hilversum, The Netherlands.

## Computer chic



Those of us who spend our time with micros sometimes forget the tinsel and glamour of the outside world, and don't pay attention to the latest trends in European fashion. Well, while our backs were turned, fashion has come looking for us.

Elisabeth de Senneville, "descendant of Charlemagne and daughter of a Count," is the newest star in Murjani In-



Elisabeth de Senneville's computer sportswear.

ternational Ltd.'s stable. The former House of Dior apprentice's designs for the fall season, Murjani beams, "blend computer technology with innovative color," using computerized graphic and

newspaper prints rather than mundane patterns.

Says de Senneville, "I have a passion for computers. Today, even children are learning to use them. I am the opposite of high fashion. My computer prints are mass art—an image of our times."

The designer's "image of our times" combines high tech and the punk look. "She has reinterpreted such great classics as the sweatshirt with her inimitable Gallic sense of humor," declares a Murjani press release; her sweatshirt and slacks, emblazoned with newspaper type and bit-mapped graphics, are a classic \$48 apiece. For "Dallas" fans, an oil-derrick-print blazer, "irreverently using Burberry raincoat fabric as the background," costs \$150.

The authoritative *Women's Wear Daily* quotes de Senneville as calling her collection "easy wear for all modern life," but "with more jokes." ■

## Monster merger gossip

● No sooner does someone start a rumor that CP/M is dead, beaten by Microsoft's MS-DOS, than a new rumor claims that **DIGITAL RESEARCH INC.** is making a comeback, working with VisiCorp on combining Concurrent CP/M with the VisiOn integrated software system. The hottest rumor of all, according to the Yankee Group's Chris Christiansen, is that DRI and VisiCorp are planning a merger, making the resulting firm the largest software company in the world.

● Maybe their Ataritel line will save Atari after all: While the low-end micro market is in shambles, Tandy expects to prosper in the post-AT&T **TELEPHONE** business. After the success of four prototype stores in Texas and Kentucky, Radio Shack will open another 21 Telephone Centers in the next few months.

According to President John Roach, the Fort Worth, Dallas, Louisville, and Lexington stores—which emphasize phone systems with two to 16 incoming lines—have attracted "an enthusiastic response from both business and residential

consumer markets." Of the new stores, 11 will be start-up operations, while 10 will share space with existing Computer Centers.

● Meanwhile, **IBM** completed its purchase of 15 percent of Santa Clara, CA's Rolm Corp., a maker of PBX and other telecommunications equipment. And, proving that the computer/phone cash-in goes both ways, *ISO World* reports that Western Electric Co., not AT&T Information Systems (formerly American Bell), will produce the first micro from an AT&T company—a Unix-based desktop system with bit-mapped graphics, expected to debut in November.

● Since 80's New Products section is reserved for TRS-80 items, End Bytes has the honor of mentioning Glenn and Marilyn Borchardt's Compupak, an oversized **BACKPACK** for carrying Osborne, Kaypro, or similar portable computers. Explaining the need for a \$139 satchel to handle hefty micros, San Francisco scientist Borchardt says, "If you carry an Osborne for more than a block or so, your arm just gets torn out of its socket."

On the other hand, Karen Klein of JMM Enterprises—an Enunclaw, WA, company that makes Osborne over-the-shoulder bags—told the *Boston Globe*, "I don't know of many executives who carry their Osbornes on camping trips. I'm sure they would want a more professional image, such as a very large briefcase, not a backpack."

● Micros are making headway **OVERSEAS**, says *Computerworld's* "International Report." Japan's Elec-

END  
BYTES

tronic Industry Development Association expects personal computer shipments to double in the next two years. In Spain, Commodore's chief says his firm's lead in micro sales is threatened by a pincer movement from Apple and IBM. (Hispano Electronica S.A., the exclusive wholesaler of TRS-80s in Spain, has suspended payment to suppliers and is thought near bankruptcy.)

As for Europeans' attitude toward micros, a poll by West Germany's Society for Mathematics and Data Processing says that 73 percent of persons surveyed equate data processing with progress. Unfortunately, 74 percent also connect the idea of computers with unemployment.

● A new firm, BackUp-80, intends to offer **SERVICE**—in application advice and troubleshooting, not maintenance and repairs—to users of TRS-80 hardware, software, and peripherals. RS owners interested in on-site setup and training, or a telephone assistance subscription, can contact BackUp-80 at 160 N. Main St., Randolph, MA 02368, 617-963-2280.

● Another new business shows the extent of today's micro **SPECIALIZATION**. Softmart—The PC Software Store, located in downtown Philadelphia, sells only software, only for IBM PCs and PC-compatibles.

● The multiple-choice moguls at Princeton, NJ's Educational Testing Service have added **PASCAL** to their curriculum: In the spring of 1984, high school students will be able to take an Advanced Placement test in computer science, focusing on the structured programming language, for college credit. AP Pascal joins a long list of honors courses in English, physics, history, and other subjects in secondary schools nationwide. ■

# StatPac™

## Statistical Analysis Package

**The NEW update is now available and is supported by the Authors!**

Improved features include:

- 5-30 times faster
- multiple printing options
- better analyses printouts

**plus** All the benefits StatPac™ has become famous for!

StatPac (similar to mainframe SPSS\*) is the one complete data manager and statistical analysis package you'll ever need.

**Walonick Associates**  
**5624 Girard Ave. So.** (612)  
**Minneapolis, MN 55419** **866-9022**

✓90

\*SPSS is a trademark of SPSS, Inc.

## TRS-80 Model I is alive and well at the Micromint. We still have the expansion interfaces you need!

### Disk-80 Expansion Interface



As featured in Garcia's Circuit Cellar  
 Byte Magazine, March 1981

Reviewed in March '82 "80 Microcomputing"

DSK01	Disk-80 Expansion Interface with 32k RAM A & T	<b>\$330.00</b>
DSK02	Disk-80 Expansion Interface with 32k RAM & Printer Port A & T	<b>380.00</b>
DSK03	Disk-80 Complete Kit with 32k RAM & Printer Port	<b>275.00</b>
DSK04	Disk-80 Bare Printed Circuit Board	<b>48.00</b>
DSK05	Printer/Power Supply Circuit Board	<b>16.00</b>

The Disk-80 Expansion Interface is the perfect peripheral for converting your TRS-80 Model I into a professional computer system. The Disk-80 controls up to four 35 to 77 track mini-disk drives, and contains a hardware data separator which substantially increases the reliability of data transfers. Attaches to the CPU/Keyboard connector and comes complete with mini-disk controller, 32K expansion memory, power supply, optional Centronics compatible printer port, real time clock and buffered bus expansion connector.

*"Reviewing Disk-80 is almost incongruous, because any comments can be summarized with the sentence, 'It works.'" Dennis Bathory Kitsz, 80 Microcomputing, March 1982.*

All interfaces are Radio Shack hardware and software compatible and carry a 60 day warranty including parts and labor.

All units include user's manual, power supply & auxiliary TRS-BUS connector for future expansion.

#### Dealer Inquires Invited

N.Y. State residents please add appropriate sales tax.

### Comm-80



As featured in Garcia's Circuit Cellar  
 Byte Magazine, May and June 1980

The COMM-80 is the only interface you need to turn your TRS-80 Model I into a time sharing terminal with provisions for a printer. The COMM-80 combines the most used features of the RS expansion interface in a low cost unit containing a built-in RS-232-C interface, a full 8-bit parallel port and a 40 pin bus connector for future expansion. Terminal software is included at no extra cost.

- RS-232-C Serial output port (50-19200 baud) with standard DB25 connector.
- Centronics compatible parallel printer port (34 pin)
- 40 pin card edge connector for bus expansion
- Connects directly to CRT terminals, modems, printers, other computers.
- Includes case, power supply & interconnecting cable.

CM01 COMM-80 Serial/Parallel I/O Interface A&T **\$150.00**

TRS-80 is a trademark of Tandy Corp.

✓117

To Order: Call Toll Free: 1-800-645-3479  
 (In N.Y. State Call: 1-516-374-6793)

For Information Call: 1-516-374-6793



**MICROMINT INC.**  
 561 Willow Avenue  
 Cedarhurst, NY 11516



# WHAT REALLY IS INSIDE YOUR COMPUTER?


Find out in **INSIDE YOUR COMPUTER** from Wayne Green Books. I.R. Sinclair takes the cover off your computer and shows you what's inside and what it does. Novices will find information on:

- Microprocessors
- Interpreters
- Registers
- Input/output
- Machine language
- Logic operations

A look at programming ties it all together—how hardware and software make a microcomputer work. The information applies to any microcomputer system. A glossary of computer terms and an appendix on binary, decimal, and hexadecimal conversion make the book all the more valuable.

\$12.97, softcover, 109 pp., 5½ x 8½. ISBN #0-88006-058-1  
Call **TOLL FREE 1-800-258-5473** for credit card orders. Or mail your order with payment or complete credit card information. Include \$1.50 for shipping and handling. Photocopy of coupon is acceptable for ordering.

Send to:  
Wayne Green Inc.  
Attn: Book Sales  
Peterborough, NH 03458  
Dealer Inquiries Invited



## Yes, I want to know what's inside my computer!

Send me \_\_\_ copies of **INSIDE YOUR COMPUTER**. (BK7390) Enclosed is \$12.97 per copy plus \$1.50 shipping and handling.

MASTERCARD bank # \_\_\_\_\_  VISA  AMEX  
Card # \_\_\_\_\_ Expires \_\_\_\_\_

Signature \_\_\_\_\_


Name \_\_\_\_\_

Address \_\_\_\_\_

City \_\_\_\_\_ State and Zip \_\_\_\_\_

Send To: WAYNE GREEN BOOKS Attn: Book Sales Peterborough, N.H. 03458

UPS Delivery if complete street address is given. **33NB81**



## SYSTEM REFERENCE CARDS

"This is a quality document and is beautifully conceived and produced.... I am in awe of your magnificent document."

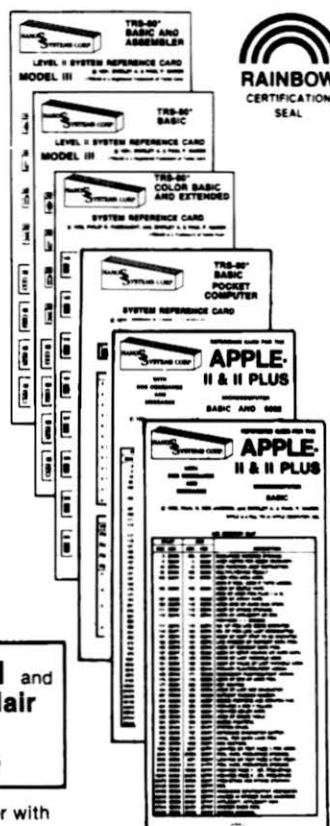
H.W.W., Dayton, Ohio

### Send Check or Money Order

CARD	ORDER NO.	PRICE
MODEL I: BASIC & Assembler	FC1002	\$4.95
MODEL I: BASIC Only	FC1001	2.95
MODEL II: BASIC & Assembler	FC1005	5.95
MODEL III: BASIC & Assembler	FC1003	5.95
MODEL III: BASIC Only	FC1004	3.95
COLOR: BASIC & Extended	FC1006	4.95
POCKET: BASIC	FC1009	2.95
APPLE II + II PLUS: BASIC & 6502	FC1008	4.95
APPLE II + II PLUS: BASIC Only	FC1007	3.95

### NEW!

<b>NEW!</b> Heath/Zenith HDOS 2.0 FC1014 \$5.95	<b>Z80</b> MICROPROCESSOR FC1011 \$4.95	<b>ZX80, ZX81 and Timex Sinclair 1000</b> FC1012 \$5.95
--	---	--



WAYNE GREEN BOOKS • Retail Sales • Peterborough, NH 03458

Enclose \$1.00 per order for shipping and handling

\*TRS-80 is a Registered Trademark of Tandy Corp.  
APPLE is a Registered Trademark of APPLE COMPUTER, INC.  
\*Z80 is a Registered Trademark of Zilog, Inc.

# Subscription Problem?

80 Micro does not keep subscription records on the premises, therefore calling us only adds time and doesn't solve the problem.

Please send a description of the problem and your most recent address label to:

**80micro**<sup>®</sup>  
Subscription Dept.  
PO Box 981  
Farmingdale, NY 11737

Thank you and enjoy your subscription

## SEND AND RECEIVE MORSE CODE

- SEND UP TO 40 WPM
- COPY OVER 100 WPM

Your Model I or III becomes a programmable keyboard keyer that can send morse from the keyboard or from stored messages. Keying is done either by the relay or by the audio output. Received morse is decoded, displayed, stored and printed. The cassette earphone plug connects to the receiver speaker to copy off the air. No hardware except patch cords is required for many setups.

satisfaction guaranteed

Cassette with instruction booklet only \$19.95 postpaid. Model I or III, LEVEL II, with at least 16k required.

**ROGO Computer Products**  
4752 DeBeers Drive  
El Paso, Texas 79924 ✓343



**SAVE MORE THAN EVER ON 3M Scotch DISKETTES!**

**\$1.95** ea 5 1/4" SSDD (744) Qty 20  
**\$2.70** ea 5 1/4" DSDD (745) Qty 20

5 1/4" SSDD-96TPI (746) \$2.89 ea  
5 1/4" DSDD-96TPI (747) \$3.95 ea  
(Specify soft 10 or 16 sector)  
8" SSDD (740) \$2.07 ea  
8" SSDD (741) \$2.54 ea  
8" DSDD (743) \$3.30 ea  
(Specify soft or 32 sector)

Save even more on quantity orders!

Minimum Order: 20 diskettes. Add \$3.00 shipping per 200 diskettes. C.O.D. charge \$1.65 additional.

Visa • Mastercard • Checks

For fast service, call

**DISK WORLD!**

Nationwide: 1-800-621-6827

In Illinois: 312-944-2788

**DISK WORLD!** ✓348

Suite 4806 • 30 East Huron Street • Chicago, Illinois 60611

Authorized Distributor  
Information Processing Products



## 80micro Single Back Issues



January 1980 to June 1980 ..... 3.00

Single back issue

July 1980 to May 1983 ..... 3.50

Single back issue

June 1983 on ..... 4.50

Add \$1.00 per magazine for shipping.

10 or more back issues

add \$7.50 per order for shipping.

Back issues • Attn. Mail Order  
80 Pine St. • Peterborough, NH 03458

## PRESERVE 80 MICRO WITH BINDERS & FILE CASES.

Keep your issues of 80 Micro handy and protected in handsome and durable library file boxes or binders. Both styles are bound in dark green leatherette with the magazine logo stamped in gold.

File boxes: each file box holds 12 issues, with spines visible for easy reference.

\$5.95 each, 3 for \$17.00, 6 for \$30.00

Binders: each binder holds 12 issues and opens flat for easy reading.

\$7.50 each, 3 for \$21.75, 6 for \$42.00

(USA postage paid. Foreign orders must include \$2.50 per item.)

Please state years desired (1980 to 1984).

Send check or money order to:

Jesse Jones Box Corp., P.O. Box 5120, Philadelphia, PA 19141; please allow 6 to 8 weeks for delivery. Sorry, no C.O.D. or phone orders.

**NEW**

## FILEMATE II

A most versatile, easy-to-use, menu-driven manager for this truly Random Access Database System

**TRS-80 Model I, III and IV  
48K, 2 Disk Drives**

- Create your own file structure
- Instant access to any record
- Select records for processing by attributes using logical AND, OR or NOT
- Transfer data from one file to another
- Merge address list with a form letter
- Edit, Sort, Calculate, Print custom reports
- Revise file structure if needs change. No need to re-enter the data
- Up to 2000 records on a 40 track diskette

**DATAFILE SYSTEMS**

801 Welch Rd., Suite 211  
Palo Alto, CA 94304  
(415) 326-1447 ✓531

VISA Diskette/Manual \$75.00  
MasterCard Manual Only \$10.00

## this publication is available in microform



University Microfilms International

300 North Zeeb Road  
Dept. P.R.  
Ann Arbor, MI 48106  
U.S.A.

18 Bedford Row  
Dept. P.R.  
London, WC1R 4EJ  
England

ALLOWS UNLIMITED COPIES OF MOST RADIO SHACK PROGRAMS INCLUDING SCRIPSIT AND VISICALC

Comes on a disk

No Programming Experience Necessary

ONLY \$15.00

**BACKUP**  
TOLL FREE 800-835-0071  
In Kansas 316 665-3611  
✓142

**SALES DATA, INC.**

526 E. 4th

HUTCHINSON, KANSAS 67501

## WE'RE SERIOUS ABOUT FUN!

Software for  
Radio Shack's TRS-80  
MODELS II/12/16

- GAMES • ADVENTURE
- BUSINESS • LANGUAGE
- EDUCATION

CALL OR WRITE FOR FREE BROCHURE AND MORE INFORMATION

**Rizzo Data Systems Corp.**

577 Burlington Rd., P.O. Box 458  
Bridgeton, NJ 08302-0356  
609/451-7979 ✓518

## The Silvers' reunion

**M**ad Max, Editor-in-Chief!" Max was yelling and jumping on the bed in the Holiday Inn where Mercedes was making us stay to clean up before meeting her family in Baltimore.

"Mad Max, uncle," Mercedes said, coming from her room with *The Beginner's Guide to Computers* under her arm. "Do you think this would be a good present for Meredith?"

"Pay attention," I told her, waving the letter from New Hampshire. "We're supposed to edit an anthology of games from *80 Micro*."

"I couldn't give that to a baby," Mercedes said, preoccupied. "Geez, I get a new baby brother and I'm not even there. I'm in Florida with a bunch of real estate salesmen. It's not like I have a normal home life or anything."

"Coming next summer!" Max cried. "T-shirts! Movies! Gamer's Cafe action figures!"

"Maybe I'll write a language for him," Mercedes continued. "Xerox has Smalltalk. I wonder if anyone's done a language called Babytalk."

"First we judge the one-line contest; now we have to pick the best games from the magazine," I said. "If *80* gave us a raise, we could afford room service."


\*\*\*\*\*

"Turn off the highway here and get onto St. Charles Avenue," Mercedes directed. "There's something I want to do before going home."

"You said 11 o'clock when you called somebody from the motel," I said. "Wasn't that when your folks are expecting us?"

"No, that's an appointment." Mercedes frowned at herself in the vanity mirror and tugged her hair. "And I want to do some shopping afterwards. You guys'll have to amuse yourselves for a few hours without me."

"We could go to Edgar Allan Poe's grave or Wallis Warfield's house," Max



said, peering into his official Baltimore Tourist Guide.

"We could always work on the column," I reminded him.

"Yeah, well, drop me off up here, Rodney," Mercedes said. When I pulled over, she jumped out of the van, squared her shoulders, and walked into—

"Fort McHenry Coiffures?" Max gaped.

"She's getting her hair done," I breathed, transfixed. "Mercedes is getting her hair done." We looked at each other for a while.

"Our little girl is growing up," Max said.

\*\*\*\*\*

Max and I didn't feel like going sight-seeing without Mercedes, so we sat on a bench in Mount Vernon Place and split the month's Cafe mail into two piles.

"A letter from John Hope, former Sea Dragon champ of Kingston, Ontario," Max read. "He's made a comeback with Rear Guard."

"R. de Landsheer from—somewhere in Belgium? I can't read the handwriting—"

Max looked over. "The postmark says Kraainem."

"—broke the record in Apple Panic," I noted. "And Chung Lee of La Canada, CA, scored 22,980 on Jungle Boy. He says to jump on the first swing on the first vine, then the third swing on the next, then the first, then the third, and so on. On the third screen, don't use the left and right arrows; just jump and duck at the right time."

Max opened another letter. "Some

guy wants us to say 'Hi, Frank' in the column."

"Don't do it," I advised.

"No way," said Max. "Start that, and we'd get people sending birthdays and anniversaries."

\*\*\*\*\*

We were unprepared.

"Mercedes!" Max squeaked. "You're a brunette!"

"And you're wearing a jumper," I said absently. But Max and I were both staring at her hair. It was light brown and cut in a pageboy or Dorothy Hamill or whatever they call that style. I don't know these things.

"Yeah, well, whoever heard of an 11-year-old with gray hair?" Mercedes said defensively. "The real color kept showing at the roots. And can't anyone outgrow the punk look around here?" She brushed past us huffily and took her seat in the back.

"Our Mercedes," Max murmured. "She'll probably start talking about horses and boys all the time."

"I heard that," she called.

"Probably change her name to Tandy White."

"I heard that."

\*\*\*\*\*

After seeing the undyed Mercedes ("She pierced her ears, too," Max muttered), we were surprised again by Mr. and Mrs. Silver. I'd expected Mercedes' dad to look like Charles Durning, but Maryland's leading Radio Shack dealer was a trim, preppy-looking fellow not yet 40.

For his part, Max was captivated by

Mrs. Silver, a willowy Dress-for-Success type who looked more like a successful architect (which she was) than the mother of two. The new baby, of course, was the highlight of the house tour; Mercedes' rushing to see him forestalled the awkward "So you've been carrying my daughter around in a van" conversations I'd anticipated.

Meredith was sitting, Jabba the Hutt-like, in his playpen, surrounded by toys—a teething ring, a Radio Shack beach ball, a partially disassembled MC-10. There was a mechanical toy turtle in one corner, which he had apparently pulled limb from limb.

"Like his sister," Mr. Silver confessed. "They say kids are wild about Logo, but mine hate it."

"A wonderful baby," Mercedes cuddled him. "And he's got five little toes on his foot! How many toes, baby? For T equals 1 to 5: Count T: Next."

\*\*\*\*\*

While Mercedes played with her brother, the senior Silvers offered us a late lunch.

"I don't know how you break even out on the road," said her business-minded dad. "I sell TRS-80s to all kinds of people for business, for word processing. For serious stuff. I told Mercedes I'd support her interest in programming whatever she did, as long as she didn't get mixed up with 6502s. But game customers expect Apple graphics."

"He's standing up! He's standing up!" Mercedes cried. "No, he fell down."

"But the important things about TRS-80 games aren't graphics," Max declared. "What's important is the sense of destiny, of the game player as a minimalist, a purist." He recited most of his August Proof Notes column before Mrs. Silver stopped him by passing the potato chips.

"All the same," Mr. Silver continued, "kids come into the store wanting to play Pac-Man. What can I tell them?"

"Scarfman," Max said through a mouthful of chips. "We got a letter about it from Don Greene of Johnsbury, NY. Been playing ever since. Did you know that at level 9 you can expect

to lose one man per screen on average?"

"Really?" asked Mercedes' mother.

"Absolutely," Max said. "You have to sacrifice him to be left with a pattern of pies and an energizer near the bottom that you can get with the second man. The level 9 monsters are flawed, though. They rarely chase you through the wraparound passage, and in their benign state they can be chased out of an area you want to clean up. Don says you can practically herd them like sheep sometimes."

"Go on, baby," Mercedes was saying. "Crawl to your Uncle Max and back to me. Gosub Max, return."

\*\*\*\*\*

Later, I heard laughter and explosions from the nursery. "I don't believe it," Max said. "She's got him playing Eliminator."

"Good boy!" Mercedes cheered as Meredith hit Enter and another smart bomb blew up the bad guys. Meredith gurgled happily.

"We printed a 99-ship patch in June," his sister explained, "so Bob

### The Big Board

Apple Panic	120,290	R. de Landsheer, Kraainem, Belgium
Assault	71,547	Tommy Seniuk, Vegreville, Alta.
Astrobball	317,240	Stefan Kunze, Moers, W. Germany
Attack Force	1,732,820	Dave Smith, Raleigh, NC
Bable Terror	8,857	Mad Max
Barricade	17,520	Troy Scrapchansky, Uncasville, CT
Caterpillar	362,883	Alvah Werner, New Albany, OH
Centipedes	94,836	Belinda Chron, Tempe, AZ
Chicken	12,035	Noble Chowchuech, Demarest, NJ
Cosmic Fighter	806,280	Robert Newman, Stoney Creek, Ont.
Crazy Painter	250,000	Kevin Josephson, Chilliwack, B.C.
Cyborg	99,960	George Heineman, Framingham, MA
Danger in Orbit	69,640	Steve Sustacek, Danube, MN
Defense Command	126,170	Bette Dufraigne, Bolton, CT
Demon Seed	97,410	Darren Cotter, Oceanside, CA
Desert Peril	84,400	Jay McLain, Clatskanie, OR
Dig Out	3,276,500	Richard Clope, Waukegan, IL
Dungeon Escape	2,028	Farhad Abrishami, Silver Spring, MD
Flying Saucers	2,186	Stuart Lory, Victoria, B.C.
Fortress	246,100	Darren Cotter, Oceanside, CA
Frogger	400,900	Shawn Roberts, Oklahoma City, OK
Galaxy Invasion Plus	1,113,600	Geordon Portice, Twining, MI
Gauntlet	52,570	Kyle Hoyt, Titusville, FL
Ghost Hunter	41,190	John Kane, Nelson, N.Z.
Insect Frenzy	691,156	Tommy Seniuk, Vegreville, Alta.
Invaders from Space	655,360	Darren Cotter, Oceanside, CA
Jovian	133,320	Mark Brinkman, Emporia, KS
Jungle Boy	22,980	Chung Lee, La Canada, CA
Killer Gorilla	28,312	Alex Poon, Baton Rouge, LA
Laserball	72,530	Neil Matson, Panama City, FL
Laser Defense	1,000,000	David Cameron, Prince George, B.C.
Leaper	144,500	Tommy Seniuk, Vegreville, Alta.
Lunar Lander	15,100	Brent Lewis, Long Valley, NJ
Mad Mines	10,220	Gorman Miller, Titusville, FL

Martian Patrol	17,740	Kyle Hoyt, Titusville, FL
Meteor Mission 2	119,750	Bob Brown, Dallas, TX
Missile Attack	44,000	Raimo Hansen, Mesa, AZ
Monster Invaders	32,620	Troy Scrapchansky, Uncasville, CT
Olympic Decathlon	10,278	Adrie van Geffen, Rotterdam, Netherlands
Outhouse	1,000,000	Kyle Hoyt, Titusville, FL
Paddle Pinball	3,980,310	Brian Gehrich, Quincy, IL
Panik	72,725	Mark Owens, Houston, TX
Penetrator	345,510	George Heineman, Framingham, MA
Planetoids	56,450	Carl Pflanzler, Gillette, NJ
Rear Guard	195,240	John Hope, Kingston, Ont.
Robot Attack	143,250	Mark Fertig, Northville, MI
Scarfman	679,490	David Heyman, Conway, PA
Sea Dragon	594,500*	Robert Fitzwilliam, Houston, TX
Sky Sweep	1,000,540	Tommy Seniuk, Vegreville, Alta.
Space Castle	52,700	Kevin Josephson, Chilliwack, B.C.
Space Intruders	14,030	Ron Johnston, Emporia, KS
Space Warp (Level 8)	261	Jer McLanahan, New Canaan, CT
Stellar Escort	625,000	Kevin Josephson, Chilliwack, B.C.
Super Nova	2,138,710	Mark Fertig, Northville, MI
Swamp Wars	59,130	Farhad Abrishami, Silver Spring, MD
Temple of Apshei	390	Carl Pflanzler, Gillette, NJ
Time Runner	89,479	Mad Max
Venture	58,550	Darren Cotter, Oceanside, CA
Voyager 1	833	Farhad Abrishami, Silver Spring, MD
Weerd	61,180	Tommy Seniuk, Vegreville, Alta.
Wild West	15,400	Gorman Miller, Titusville, FL

\*Expert mode: 339,080 (David Smith, Kingwood, TX).

Gamer's Cafe readers are invited to submit their high scores, preferably with screen photos, for these and other Model I/III/4 games. Sorry, but we are no longer accepting entries for Color Computer games and, due to known bugs or ridiculously high scores, the following: Alien Defense, Armored Patrol, Bounceoids, Eliminator, Galaxy Invasion, Liberator, Skyscraper, and Strike Force.

Smicinski of Amsterdam, NY, decided to add unlimited smart bombs. From TRSDOS Ready, you type in LOAD ELIMINAT, then go into Basic with a memory size of 32767. Type in POKE - 26489,0: POKE - 26488,0: DEF USR = - 29927:X = USR(0) and enter. After that, every time you hit the enter key you'll get a smart bomb, but the number of bombs won't be reduced."

"Good thing we took Eliminator off the board," Max said admiringly. "Meredith's got 2 million."

\*\*\*\*\*

After Meredith was asleep, we made

plans.

"You guys drive to Peterborough and see about this anthology," Mercedes decided. "You can start working on the games, and I'll do the technical stuff on weekends. I'm going to stay here and pick up the master's diploma and say goodbye to the gang at Johns Hopkins, and then MIT wants me to take this teaching fellowship and Ph.D. project they've got."

"Back to Boston," I said. "It was a year ago we started this nitwit column there."

"And Mercedes is leaving us," Max sobbed. We'd had some of the Silvers' sherry and were getting emotional.

"I am not," she said. "Geez, I'll meet you there in a couple of weeks. Meredith!"

"What?" We spun around as Mercedes hurtled past us—"He's got out of his crib and everything!"—and scooped her brother from the floor where he'd crawled into the room. Meredith gurgled at her, fixed all three of us with the beatific smile of a proud infant, and said quite clearly, "Mad Max."

"What?" I squawked again. "He said 'Mad Max'? The baby's first words were 'Mad Max'?" We looked at each other.

"Don't tell Mom," Mercedes said. ■

## CAFE EXPRESSO



Never again, or probably never again. What started out in the May issue as a hunt for software for our broken PMC turned out to monopolize our Model 4, both our IIIs, and time we could have spent running the Cafe. We collected some of the best games ever seen outside an arcade, but typing and playing 180 entries took a lot out of us. (A half-dozen people sent cassettes, but Mercedes can type in a 255-byte listing faster than Max can type CLOAD.)

In case you came in late, the contest called for Model I/III/4 games that fit in a single line of Basic. From the raft of entries—a lot of "Guess my random number" games, which weren't too interesting; a lot of typing tutors or Simon games, though only "Mad Max Says" won our hearts—we narrowed the field to first 40 and then 15 impressive programs.

We then downloaded the finalists into one of 80 Micro's Model IIIs, and the staff rated them according to originality, challenge, and fun. Here, in mixed-up order, are the resulting top 10 games—the nine runners-up and the one-year subscription winner.

Note: These games really do fit in one line, if you type absolutely no spaces, a ? for PRINT, and use the Basic editor to squeeze them in. Type as much as you can, then press the enter key, type and enter EDIT 0 (or whatever the line number is), press X to reach the end of the line, and finish the line in the insert mode. With most, it's a good idea to enter a CLS command before running the

game; asteroids are hard enough without trying to steer a ship through four rows of dense-pack program listing.

We should also admit that Model I owners may be shortchanged by the Model III games' graphics, but nearly all entries used the III character set (the car in a road race game left a trail of capital B's on our PMC). Actual play, of course, isn't affected, and if you're deft at swapping CHR\$ values you can modify the programs.

To get to the point, let's begin with

the only entrant to place two games in the top 10: Chris Lampton of Hyattsville, MD, who began his letter, "First of all, I want you guys to know that it's impossible to write a game program in one line of Basic code." Chris managed, however, to do pretty well with Downhill Racer (Program Listing 1), in which you steer the letter H (for high-powered race car?) along a devilishly narrow track with the left and right arrow keys. No one's come close to the program's maximum score of 1,000.

Chris' second entry, Target Practice (Program Listing 2), is the best of the contest's shooting games. Represented by an ampersand, you make 10 passes across the bottom of the screen, using

```
10 CLS:X=746:P=998:FORI=1TO1000:PRINT@0,"SCORE ="S";S=S+1:IFPEEK(15360+X+64)=420RPEEK(15360+X)=42THENPRINT@X,"H";:PRINT@896,"";:END ELSEPRINT@X,"H";:PRINT@P,"*";C=RND(3)-2:P=P+C:K=PEEK(14440):IFK=32THENX=X-1:NEXTELSEIFK=64THENX=X+1:NEXTELSENEXT
20 REM DOWNHILL RACER BY CHRISTOPHER LAMPTON
30 REM 8317-14TH AVE., APT. 201, HYATTSVILLE, MD 20783
```

Program Listing 1. Downhill Racer.

```
10 FORK=1TO9:CLS:PRINT@414,"+ +":FORI=896TO959:PRINT@64,"SCORE ="S";:PRINT@I-1,"";:PRINT@I,"&";:IFINKEYS=" THENFORJ=1-64TO384STEP-64:PRINT@J+64,"";:IFPEEK(15360+J)=43THENS=S-1:NEXT:NEXTELSEPRINT@J,"";S=S-(J=415):NEXT:NEXT:NEXTELSENEXT:NEXT
20 REM TARGET PRACTICE BY CHRISTOPHER LAMPTON
30 REM 8317-14TH AVE., APT. 201, HYATTSVILLE, MD 20783
```

Program Listing 2. Target Practice.

```
10 CLS:PRINT@404,STRING$(25,131):X=352:FORL=1TO99999:PRINT@X,"";X=X+(RND(3)-2)*INT(L/200+1):P=PEEK(14400):X=X+SGN((P-63)*P):PRINT@X,"";M=M+1:IFX>340ANDX<364THENNEXTELSEPRINT@923,"YOU LOSE!";P RINT@983,"YOUR SCORE WAS" M:FORL=1TO6:PRINT@1023,"";NEXTS
20 REM TABLE GAME BY DAN NEWMAN
30 REM 315 SPRINGDALE TERRACE, YARDLEY, PA 19067
```

Program Listing 3. Nameless Table Game.



the space bar to shoot between two plus signs centered above. Place your bullet correctly, and earn a point; hit one of the pluses, and lose one.

We can't think of a name for Dan Newman's game (Program Listing 3); Max suggests "Table Setting" or "Wind Tunnel Table," while Mercedes likes "Push Comes to Shove," except that

Twyla Tharp's already used it." Twyla Tharp, she explains, is a famous dance choreographer, adding that "dance choreographer" is redundant. The game, anyway, challenges you to use the left and right arrow keys to keep from falling off a table. The longer you last, the harder the program buffets you back and forth.

Program Listing 4 is Lawrence Corrado's Jaywalker, a mini-Frogger in which the object is to cross as many lanes of the 64-lane freeway as possible without getting hit by a speeding car. Should you make it across (the 8 and 9 keys move you left and right), you begin on the left side again, but one row closer to the bottom—so each trip across means less time to dodge oncoming traffic.

Judging from the majority of entries, Mercedes could write her Ph.D. thesis on "Vertical Scrolling as the Dominant One-Line Game Concept." Six of our 10 winners feature scrolling graphics.

Asteroid Belt (Program Listing 5) is a good example: You use the left and right arrows to guide your ship through the cluttered space lanes, surviving as long as you can. Besides being a fast-paced and nice-looking game, Tom Marshall's program has the easiest restarting procedure of any: After the inevitable crash, it briefly shows your score and then restarts automatically. In short, it runs forever. We had to drag

```
5 IPN=0CLS:N=1:GOTO5ELSEFORP=1TO10:NEXT:POKE15360+J,32:PRINT@959+R
ND(64),CHR$(143):IFPEEK(15360+J)=143CLS:PRINT@534,"Your Score:"J:F
ORP=1TO2000:NEXT:RUNELSEX=PEEK(14368):J=J+SGN(-5/2*X+3/2*X*X):POKE
15360+J,234:GOTO5
10 REM JAYWALKER BY LARRY CORRADO
20 REM 2220 MARKHAM ST., MANITOWOC, WI 54220
```

Program Listing 4. Jaywalker.

```
1 CLS:L=32:FORX=1TO1:PRINT@RND(61)+960,CHR$(174)CHR$(191)CHR$(157)
:PRINT@L,CHR$(165)CHR$(154);:A=PEEK(14400):L=L+((AAND32)<>0):L=L-
(AAND64)<>0):L=ABS(L):IF(PEEK(L+15424)ORPEEK(L+15425))<>32THENCLS:
PRINTP:FORX=1TO500:NEXT:RUNELSEP=P+1:X=0:NEXT
10 REM ASTEROID BELT BY TOM MARSHALL
20 REM 1217 N. UNION ST., KENNEWICK, WA 99336
```

Program Listing 5. Asteroid Belt.

# AVAILABLE NOW!



Fits the  
Radio Shack  
Model 100



A beautiful **HARD LEATHER**  
carrying/protective case  
for your **Model 100 Computer**

*The best insurance available for  
only 10% of your initial investment*

**\$109.99**

Made by Bianchi Leather Products  
of fine top-grade high quality leather.

Unconditional Guarantee

YES! Send me a LEATHER CASE  
for my Model 100 Computer  
@\$109.99 each  Check  M.O.  
Include 6% State Tax/Calif.  
Res. & \$3.00 for Shipping & Handling.

Name \_\_\_\_\_  
Address \_\_\_\_\_  
City \_\_\_\_\_ Zip \_\_\_\_\_  
ALPHA 100  
P.O. Box 112, 161 N. Main Street, Lake Elsinore, Ca. 92330

487

Max away from it after nine hours.

Another sophisticated scroller is Curve Hugger (Program Listing 6), a road race created by Roberto Salgado Jr. of Valley Cottage, NY. Curve Hugger throws a series of different tracks, curves, and surrounding landscapes at left-and-right-arrow drivers; the number displayed after you crash shows how many courses you completed. Track 1 is usually long and straight, to lull you into a false sense of security. By track 11 or 12, though, it's the Monte Carlo esses at 200 mph. A year of driving the Cafe van let me reach track 17.

Lunar Lander in one line, you ask? Ask Keith Voss of Orlando, FL, whose Crash Lander (Program Listing 7) puts you at the helm of an excursion module plummeting toward a tiny landing pad. The arrow keys control lateral move-

ment and thrust, but exceed the time limit and you're left hanging in midair.

Then there's Dean Thompson's wacky Conga Line (Program Listing 8), which uses the Model III's frowning-face symbol to show five unhappy spies dancing through a minefield. The left and right arrows let the spies follow the leader, swerving like an Ice Capades chorus.

As successive leaders step on mines (with sound for the explosions), desperate spies may want to try the left/right wraparound. Incidentally, Dean warns, the density of the minefield increases every 2,000 points. He claims a personal record of 5,600; Max, stuck at 4,625, says, "I'm dancing as fast as I can."

Bill Peters of Salt Lake City, UT, wrote probably the best non-scrolling game, his twisty and original Snake-

around (Program Listing 9). The object is to survive for as long as possible by using the arrow keys (in the four primary directions or diagonal combinations) to grow, while avoiding your own trail and ever-multiplying obstacles. You have wraparound in all four directions. You'll need it to beat Bill's score of 541.

Our favorite one-liner, though, combines scrolling and Model III graphics with the Centipede theme: Steve Davis of Houston, TX, wins the First (Annual? Ever?) Cafe Espresso Contest and a year's subscription to *80 Micro* for Chilopod (Program Listing 10).

Your chilopod moves diagonally right, unless you press the left arrow key to steer left; your goal is to stay on the garden path and devour tasty flies. As you snack away—and zigzagging to pick up flies takes practice—you'll be obliged to dodge mushrooms, which get bigger and more plentiful as you go along. A bonus chilopod is awarded every 1,000 points, but the only way to get points is to eat flies.

```
10 CLS:OUT236,0:P=15890:FORK=1TO20:D=K/10+1:Q=171+K:J=RND(3)*6:FOR
X=0TO6.2STEPK/100:I=PEEK(15168):POKEP,238:C=SIN(X)*J+19:PRINT@960,
STRING$(C,Q)TAB(C+J)STRING$(5,Q):IFPEEK(P)=QPRINTKELSEPOKEP-64,2:I
FI=32P=P-D:NEXTX,KELSEIFI=64P=P+D:NEXTX,KELSENEXTX,K
20 REM CURVE HUGGER BY ROBERTO SALGADO, JR.
30 REM 26 CONNECTICUT COURT, VALLEY COTTAGE, NY 10989
```

*Program Listing 6. Curve Hugger.*

```
10 CLS:FORK=0TO9:READD(X):NEXTX=15390:PRINTCHR$(23):POKEX+930+RND
(31)*2,131:FORZ=1TO40:P=PEEK(14400):PORY=1TO20:NEXT:POKEX,32:X=X+D
(P/8):IFPEEK(X)=131PRINT"YEA!"ELSEIFX>16319:X=X-960:NEXTELSEPOKEX,
5:NEXT:PRINT"TIME":DATA64,0,64,64,62,-2,64,64,66,2
20 REM CRASH LANDER BY KEITH VOSS
30 REM 2400 S. SUMMERLIN, ORLANDO, FL 32806
```

*Program Listing 7. Crash Lander.*

```
1 A=255:FORI%=2TOS/2000:POKE16316+RND(16)*4,194:NEXT:OUTA,0:PRINT@
960,"":E=PEEK(P)<>194:POKEP,197:PRINT@Z,S;K=PEEK(14400):OUTA,2:P=
15616+64*M+(63ANDP)-4*(K=64)+4*(K=32):S=S+5:IFETHNELSEFORT=1TOS:
OUTA,2:POKEP-I,92:POKEP+I,47:OUTA,1:NEXT:M=M-1:IFM>5THEN1
10 REM CONGA LINE BY DEAN S. THOMPSON
20 REM 133 BROOKSHIRE LANE, WILMINGTON, NC 28403
```

*Program Listing 8. Conga Line.*

```
10 N=128:P=16:X=64:Y=24:CLS:FORT=1TON*N:SET(RND(127),RND(47)):A=(P
EEK(14400)AND120)/4:P=(A=0)*P+A:D=FAND6:C=(FAND24)/4:X=X+C+3*(C>0
):Y=Y+D+3*(D>0):X=X+N*((X>N)-(X<0)):Y=Y+48*((Y>47)-(Y<0)):IFPOINT
(X,Y)CLS:PRINT"SCORE:"PELSESET(X,Y):P=P+1:NEXTT
20 REM SNAKEAROUND BY BILL PETERS
30 REM 2470 CAMELBACK ROAD, SALT LAKE CITY, UT 84121
```

*Program Listing 9. Snakearound.*

```
0 T=SGN(RND(R+1)-1):PRINT@960,CHR$(191)TAB(RND(60-R))CHR$(137+5*T)
STRING$(R,191*T)CHR$(134+7*T)TAB(63)CHR$(191)@P+416,CHR$(174)CHR$(
191)CHR$(157)@0,S,M;P=P-SGN(PEEK(14420)-3)*2:A=PEEK(P+15841):R=R+
.01:M=INT(S/1000)-D:IFA<141S=S+A-32:GOTOELSEDD+1:IFM>0GOTO
10 REM CHILOPOD BY STEVE DAVIS
20 REM 15726 DIANA LANE, HOUSTON, TX 77062
```

*Program Listing 10. Chilopod.*

*"Mad Max gallantly volunteered to set the record."*

The one-key control is elegantly simple; the increasing difficulty and bonus features are remarkable for a 1/4K program. Best of all, though, Chilopod requires you to hit targets as well as avoid obstacles. Since Steve didn't send an author's score, Mad Max gallantly volunteered to set the record; he insists his 3,399 is only the beginning, but it's been a week and *80 Micro* says they can't hold the issue deadline any longer.

We'd like to thank everyone who entered, and congratulate many people on remarkable feats of programming. (Using line number 0, to save a byte by writing GOTO without a number, was only the beginning for most entrants.) We were considering a two-line games contest for next year, but frankly, after this batch, we're afraid to think what we'd get. ■

—R.G.

Fame and Fortune may be yours by entering:

# 80 Micro's Young Programmer's Contest 1983-1984

**Grand Prize \$300, Plus Publication**

**3 1st prizes—\$200 each, Plus Publication**

**3 2nd prizes—\$100 each, Plus Publication**

**3 3rd prizes—\$50 each, Plus Publication**

**Honorable Mentions—Free subscription to  
80 Micro and possible publication**

(These prizes are in addition to our regular purchase price.)

If you are an aspiring Programmer, 18 years or younger, enter **80 Micro's** 2nd Annual Young Programmer's Contest. Your entry may be for any TRS-80. Programs will be judged on originality, documentation (more on this below), and program elegance. The age categories are 11 and under, 12 through 14, and 15 through 18. All entries will be judged by the **80 Micro** staff.

## Rules

1. Final entries must be in by November 1, 1983.
2. All entries must be submitted in a 10x13" envelope and must include: typewritten, double-spaced documentation; a printed copy of the program listing; a magnetic disk or cassette containing the program listing, the documentation, and any figures or tables; and a completed entry blank.
3. Documentation should consist of an explanation of the program, its purpose, how to use it, and the necessary software and hardware needed to use it (including memory re-

quirements). Good documentation also points out the interesting algorithms and program techniques used without giving a line-by-line account.

4. Entries must be original and unpublished.
5. All winning programs become the property of **80 Micro**.
6. The category in which you will be judged will be determined by your age as of November 1, 1983. You must not have turned 19 by that date.
7. You may submit as many entries as you like, however, each one must be submitted separately and must have all of the information and materials stated above.

## The 80 Micro Young Programmer's Contest

Name \_\_\_\_\_ Age \_\_\_\_\_ Date of Birth \_\_\_\_\_

Street Address \_\_\_\_\_ City \_\_\_\_\_

State/Zip \_\_\_\_\_ Phone \_\_\_\_\_

Machine (circle one)

Model I      Model III      Model 4      Model II/12/16      Model 100  
Color Computer      Pocket Computer      Other \_\_\_\_\_

Include this form with your entry and return to:

Young Programmer's Contest  
**80 Micro**  
80 Pine Street  
Peterborough, NH 03458

\*A trademark of Radio Shack, a division of Tandy Corporation.



## Animate Objects

by Richard Ramella

Let's grow a tree, test probability, and learn a tricky two-person game, all using computer animation.

These three programs have separate listings for Level II and Color Basic, so always check the listing's first line to make sure you're keying in a program that fits your computer.

Tree uses random Set(X,Y) graphics to grow a little tree on your screen. Probability Triangle gives a picture of probability at work. The Fourth Power is a two-person strategy

game in which the computer provides playing field and pieces, and recognizes winning positions.

Tree and Probability Triangle are quite similar in both versions, but The Fourth Power called for a completely different approach in each version, so the two listings of the same program are hardly alike.

### Tree

November might seem a strange time to grow a tree. The Level II listing generates a plain

old tree, but the Color Basic program makes an orange tree. You'll see what I mean.

I won't get too technical here, but the idea of probability involved in this program was first formed by a famous French mathematician and philosopher named Blaise Pascal (1623-1662), a genius who figured out the betting odds for a friend who gambled.

Much later, Sir Francis Galton (1822-1911), an English scientist, got the idea of showing Pascal's Triangle as a moving demonstration of probability. That led to the Galton Board, which the program Probability Triangle simulates quite nicely.

The Level II version has 13 bins at the bottom. Instead of balls bouncing left and right, imagine what your chances are of tossing 13 straight heads in a coin flip.

Then you'll see why it's prob-

```

100 REM * TREE * TRS-80 LEVEL II BASIC
110 REM * FUN HOUSE / NOV. '83 / RICHARD RAMELLA
120 CLS
130 X=63
140 FOR Y=47 TO 42 STEP -1
150 SET(X,Y)
160 NEXT
170 Y=40
180 GOTO 200
190 Y=A
200 FOR X=0 TO 126
210 IF POINT(X,Y)=-1 AND POINT(X,Y-1)=0 THEN N=10: GOSUB 260
220 NEXT X
230 IF N=10 THEN N=0: GOTO 190
240 Y=Y+1
250 GOTO 200
260 Z=X
270 T=X
280 FOR A=Y TO Y-RND(5) STEP -1
290 SET(Z,A)
300 SET(T,A)
310 T=T-RND(20)/10
320 Z=Z+RND(20)/10
330 IF A=2 THEN PRINT @ 448,"THERE'S YOUR TREE";: GOTO 330
340 NEXT A
350 RETURN
360 END
  
```

Tree—Level II.

### The Key Box

Model I and III  
Color Computer  
4K RAM  
Cassette or Disk Basic  
Color Basic

able that a fairly equal number of heads and tails would bring the coin to the middle of the range of possibilities most of the time. This program is also fun to watch.

The Color Basic program has shallower bins than the Level II listing. In both programs, the balls stop when a bin fills up. Then you'll see the shape of probability drawn according to the random way the balls have fallen.

After you key in the program, type RUN and press the enter key. The tree grows upward, and when it's complete, a message to that effect appears on the screen.

What makes the program interesting is how the Point command searches X,Y coordinates on the screen. When it finds the end of a branch, the program grows two new branches from it.

### Probability Triangle

This program draws a triangular set of dots with a set of bins at the bottom. Time after time, a little ball appears atop the first bumper at the top of the triangle. That ball can bounce to either the left or right. And so it goes down through the triangle until it falls into a bin.

You might think the bins at the bottom would fill up at about the same rate. It turns out they don't. As you watch, the collection of balls in the bins begins to form a bell shape because it's more likely the ball will fall toward the middle than to either side.

### The Fourth Power

Last we come to a program

```

100 REM * TREE * TRS-80 COLOR BASIC
110 REM * FUN HOUSE / NOV. '83 / RICHARD RAMELLA
120 CLS(0)
130 X=31
140 FOR Y=31 TO 28 STEP -1
150 SET(X,Y,1)
160 NEXT
170 Y=26
180 GOTO 200
190 Y=A
200 FOR X=0 TO 62
210 IF POINT(X,Y)<>0 AND POINT(X,Y-1)=0 THEN N=10: GOSUB 260
220 NEXT X
230 IF N=10 THEN N=0: GOTO 190
240 Y=Y+1
250 GOTO 200
260 Z=X
270 T=X
280 FOR A=Y TO Y-RND(5) STEP -1
290 J=RND(5)
300 K=RND(5)
310 IF J=1 THEN H=8 ELSE H=1
320 IF K=1 THEN L=8 ELSE L=1
330 SET(Z,A,H)
340 SET(T,A,L)
350 T=T-RND(15)/10
360 Z=Z+RND(15)/10
370 IF A=2 THEN PRINT @ 448,"ORANGE TREE";: GOTO 370
380 NEXT A
390 RETURN
400 END

```

*Tree—Color Basic.*

```

100 REM * PROBABILITY TRIANGLE * TRS-80 LEVEL II BASIC
110 REM * FUN HOUSE / NOV. '83 / RICHARD RAMELLA
120 CLS
130 PRINT "PROBABILITY"
140 PRINT @ 128,"TRIANGLE"
150 SET(62,3)
160 FOR Y=3 TO 19 STEP 2
170 FOR X=44 TO 80
180 IF POINT(X,Y)--1 THEN SET(X-2,Y+2): SET(X+2,Y+2)
190 NEXT X
200 NEXT Y
210 X=64
220 FOR Y=1 TO 21 STEP 2
230 SET(X,Y)
240 X=X+2
250 NEXT Y
260 FOR X=38 TO 92 STEP 4
270 FOR Y=23 TO 46
280 SET(X,Y)
290 NEXT Y
300 NEXT X
310 Y=47
320 FOR X=38 TO 90
330 SET(X,Y)
340 NEXT X
350 X=64
360 Y=0
370 SET(X,Y)
380 IF Y<23 THEN FOR T=1 TO 10 ELSE FOR T=1 TO 1
390 NEXT T
400 RESET(X,Y)
410 IF POINT(X,Y+1)=0 THEN Y=Y+1: GOTO 370
420 IF Y>22 THEN GOTO 470
430 RANDOM
440 A=RND(2)
450 IF A=1 THEN X=X+2 ELSE X=X-2
460 GOTO 370
470 SET(X,Y)
480 IF POINT(X,Y+1)=0 THEN RESET(X,Y): Y=Y+1: GOTO 470
490 IF POINT(X-1,Y+1)=-1 AND POINT(X+1,Y+1)=-1 GOTO 530
500 RESET(X,Y)
510 IF POINT(X-1,Y+1)=0 THEN X=X-1 ELSE X=X+1
520 GOTO 470
530 IF Y=23 AND POINT(X-1,24)=-1 AND POINT(X+1,24)=-1 GOTO 530 ELSE
540 END

```

*Probability Triangle—Level II.*

```

100 REM * PROBABILITY TRIANGLE * TRS-80 COLOR BASIC
110 REM * FUN HOUSE / NOV. '83 / RICHARD RAMELLA
120 CLS(0)
130 N=2
140 A$="PROBABILITY"
150 B$="TRIANGLE"
160 B=1
170 FOR A=96 TO 416 STEP 32
180 PRINT @ A,MID$(A$,B,1);" ";
190 PRINT @ A+30,MID$(B$,B,1);" ";
200 B=B+1
210 NEXT A
220 SET(31,3,8)
230 FOR Y=3 TO 15 STEP 2
240 FOR X=18 TO 44
250 IF POINT(X,Y)=8 THEN SET(X-2,Y+2,8): SET(X+2,Y+2,8)
260 NEXT X
270 NEXT Y
280 X=33
290 FOR Y=1 TO 17 STEP 2
300 SET(X,Y,8)
310 X=X+2
320 NEXT Y
330 FOR X=11 TO 58 STEP 4
340 FOR Y=19 TO 31
350 SET(X,Y,8)
360 NEXT Y
370 NEXT X
380 Y=31
390 FOR X=11 TO 54
400 SET(X,Y,8)
410 NEXT X
420 X=33
430 Y=0
440 SET(X,Y,8)
450 N=N+1
460 IF N/3=INT(N/3) THEN SOUND 220-(Y+X),1
470 RESET(X,Y)
480 IF POINT(X,Y+1)=0 THEN Y=Y+1: GOTO 440
490 IF Y>18 THEN 530
500 A=RND(2)
510 IF A=1 THEN X=X+2 ELSE X=X-2
520 GOTO 440
530 SET(X,Y,8)
540 IF POINT(X,Y+1)=0 THEN RESET(X,Y): Y=Y+1: GOTO 530
550 IF POINT(X-1,Y+1)=8 AND POINT(X+1,Y+1)=8 GOTO 590
560 RESET(X,Y)
570 IF POINT(X-1,Y+1)=0 THEN X=X-1 ELSE X=X+1
580 GOTO 530
590 IF Y=19 AND POINT(X-1,20)=8 AND POINT(X+1,20)=8 GOTO 590 ELSE 420
600 END

```

*Probability Triangle—Color Basic.*

*The Fourth Power—Level II.*

```

100 REM * THE FOURTH POWER * TRS-80 LEVEL II BASIC
110 REM * FUN HOUSE / NOV. '83 / RICHARD RAMELLA
120 CLS
130 CLEAR 500
140 DEFSTRA-J,L,R
150 DIM M(21),N(12),P(12)
160 DATA 65,74,83,193,202,211,321,330,339,449,458,467,577,586,595,
705,714,723,833,842,851
170 DATA 65,74,83,193,202,211,321,330,339,449,458,467
180 DATA 449,458,467,577,586,595,705,714,723,833,842,851
190 FOR Z=1 TO 21
200 READ M(Z)
210 NEXT
220 FOR Z=1 TO 12
230 READ N(Z)
240 NEXT Z
250 FOR Z=1 TO 12
260 READ P(Z)
270 NEXT Z
280 K=15360
290 J=CHR$(32)
300 A(1)=J+"OOOOOO"+J
310 A(2)=J+"XXXXXX"+J
320 L="L"

```

*Listing continued*



that makes sure Fun House is really fun this month.

The Fourth Power is a grid strategy game that's simple to play. The playing field has room for 42 playing pieces—seven down and six across. Two players take turns dropping their pieces down vertical rows as far as they will go.

The winner is the player who first gets four of his or her pieces in a row, either vertically, horizontally, or diagonally.

In both program versions, each player first enters his or her name. In the CoCo version, one player has orange playing pieces and the other has blue. In the Level II version, one player has OOOOOO pieces and the other has XXXXXX pieces.

At the start of each player's turn, his playing piece appears at the top left of the screen. In both versions, a player moves his piece left and right until coming to the vertical row in which he makes his play.

Then, a one-key command drops the piece down that row, and it stops only if it comes to the bottom of the row or if another piece is below it.

In the CoCo version, move the playing piece from side to side

*Continued on p. 305*

# ACCOUNTING SOFTWARE

for Portable, Personal and Desktop Computers

Available for these popular 8-bit and 16-bit microcomputer formats:

All CP/M® 8" Computers (SD)  
 All IBM PC Compatibles  
 TRS-80 Model 2 (with CP/M)  
 TRS-80 Model 4 (with CP/M)  
 Apple II (with CP/M)  
 Apple IIe (with CP/M)  
 Franklin ACE (with CP/M)  
 Morrow Micro Decision  
 Northstar Advantage  
 Corona PC & Portable  
 Corona Portable  
 COMPAQ Portable  
 Hyperion Portable  
 Seedua Chameleon  
 TI Professional  
 Columbia MPC  
 Osborne Executive  
 Osborne I (SD)  
 Osborne I (DD)  
 DEC VT-180  
 CompuPro  
 Xerox 820  
 IBM PC  
 IBM XT  
 KayPro II  
 KayPro 10

Call about other formats



"...for several years the defacto standard for microcomputer software, and still a good example of some of the better thought-out software on the market." —Interface Age

**SATISFACTION GUARANTEED or Your Money Back**

Complete Package of Software, Training Aids, Manuals, and Users' Newsletter

ONLY  
**\$395** CPM format  
**\$495** IBM format

## Desktop Accountant™

FULL-FEATURE, FULLY-INTEGRATED ACCOUNTING SYSTEM

Everything you need to keep the books... at a price you can afford!

Your Bookkeeper, Accountant, and Banker will love you for installing this fine system!

### Check these features:

This remarkably-valued Accounting System will manage your company's business records and automate your entire bookkeeping process—from the posting of individual transactions to producing up-to-the-minute Income Statements, Balance Sheets, and other important management reports. Desktop Accountant™ gives you a "Big Company," professional image with printed invoices, statements, and checks. It is user-friendly, completely menu-driven, offers system-oriented data entry, and is compatible with both floppy and hard disks. Feature-for-feature, and dollar-for-dollar it is the best software value on the market! But don't let the low price fool you. Desktop Accountant™ is not a "cheap" accounting system, only inexpensive. That's because original development costs were recovered years ago allowing us to sell an excellent product in high volume at low prices and still earn a fair profit. This high-quality, reliable software was designed and written in 1975 for small-to-medium sized businesses. Since then, it has successfully proven itself in well over 10,000 companies in all 50 states and in 13 foreign countries. It is also used and recommended by hundreds of bookkeepers, accountants and CPAs, including the regional offices of several famous "Big Eight" accounting firms! No other Accounting System offers you so many features, benefits, and valuable extra services. You can pay more but you can't buy more! Desktop Accountant™ is backed by our 30-day, no-risk, money-back guarantee of 100% customer satisfaction! Call for free literature or order now with complete confidence.

### Read What Users Say...

"Two hours after receiving the Desktop Accountant I was up and running live data, and generated an entire month's work and financial statements the following day."

—J.C. Bartels, President  
 (accounting firm) Gonzales, Texas

"To get anything better we would have had to spend multiple thousands of dollars. I think it's a dynamite package for the money."

—Bob Cox, V.P. General Mgr.  
 (manufacturing company) San Antonio, Texas

LETTERS ON FILE

Call for FREE LITERATURE, including sample reports, comparison chart, user letters, etc.  
 Not sold in stores • Order today by Mail or Phone • Phone Orders Filled Promptly

Orders, Questions, and Literature Requests CALL NOW, TOLL-FREE



1-800-832-2244

Please mention Ad #120-V

In California call 1-800-732-2311

Technical Support Hotline (8 AM to 5 PM, Mon.—Fri.): (415) 680-8378

Send Orders To: 1280-C Newell Avenue, Suite 147-V, Walnut Creek, California 94596

\* When ordering please mention or include the Ad number appearing near our telephone number • Orders shipped within 48 hours via UPS • Add \$5.00 for faster 2-day Rush Air Service • California residents add 6 1/2% Sales Tax • Payment by VISA/MasterCard/COD/MO/Cashier's Check • All Brand Names are manufacturers' registered Trade Marks • No sales to Dealers • Foreign orders please call or write before ordering • ©1983 Rocky Mountain Software Systems.

A Complete System!

includes all four standard general accounting programs:

**GENERAL LEDGER** is completely integrated to automatically post end-of-month transactions from A/R, A/P and Payroll. It prints 13 detailed reports for the entire company, and optional Income Statements for up to 99 departments. It produces up-to-the-minute comparative financial statements with current, year-to-date, budget, and last year (month and YTD), showing both dollar amounts and percentages, and presents everything you, your bookkeeper, and your accountant need to know about the company • G/L automatically reconciles all accounts, and maintains extensive, detailed audit trails showing the source of each G/L entry for quick, easy, tracing • Trial Balance includes all transactions • Flexible Chart of Accounts • True double-entry bookkeeping • Master File capacity: 400 Accounts • Monthly Transactions capacity: 1,000 with 200K diskette; 3,500 with 500K diskette; 7,000 per Megabyte with a Hard Disk.

**ACCOUNTS RECEIVABLE** provides instant, on-line customer account information (both current and aged), with complete, timely invoicing, including open-item (or balance forward) and statement capabilities. It makes the entire billing process fast, easy, and efficient. It quickly identifies your overdue accounts, helps speed collections, helps control your cash flow, and assists you in making better financial decisions. Both detailed and summary customer activity and aging reports are instantly available • Preprinted forms available for invoices and statements • Detailed audit trail • Maintains comprehensive customer data files • Produces 8 reports and documents • Includes automatic periodic customer/client billing option which is ideal for service businesses • Itemized monthly transactions • Master File capacity: 400 Customers • Monthly Transactions capacity: 800 with 200K diskette; 3,500 with 500K diskette; 7,000 per Megabyte with a Hard Disk.

**ACCOUNTS PAYABLE** maintains complete vendor/voucher history and includes check-writing capabilities. Current and aged payable reports are available upon command. It prepares an extremely useful cash flow/cash requirements report that greatly improves management control of your most valuable resource—cash! It prints checks (on commercially available forms on which your company name, address and logo can be imprinted) with comprehensive check stubs that your vendors will appreciate • Produces 11 reports and documents • Automatic pay selection program allows payment by due date or by discount date • Manual and automatic checkwriting • Check register • Detailed audit trail • Itemized monthly transactions • Master File capacity: 400 Vendors • Monthly Transactions capacity: 800 with 200K diskette; 3,500 with 500K diskette; 7,000 per Megabyte with a Hard Disk.

**PAYROLL** is a complete, easy-to-use professional-quality payroll system. Be the office hero each week when the checks come out on time! This program calculates payroll for every type of employee (hourly, salaried, and commissioned) and prints payroll checks (with popular, comprehensive check stubs) with an absolute minimum of input. Your company name and logo can appear on these, too. • Stores and reports comprehensive employee and payroll information. • Maintains monthly, quarterly, and yearly totals for reporting purposes in multiple states(!) • Offers user-maintainable Federal, State, and local tax tables(!) • W-2 printing • 941 Reporting • Produces 10 reports and documents • Master File capacity: 400 employees. An outstanding Payroll package!

### Produces 42 Reports & Documents:

**General Ledger** 1. Chart of Accounts 2. Chart of Accounts with summary dollar amounts 3. Chart of Accounts with prior year comparisons 4. Daily Transactions Report 5. Itemized Monthly Transactions 6. Balance Sheet 7. Balance Sheet with prior year comparison 8. Income Statement 9. Income Statement with prior year comparison 10. Departmental Income Statement(s) 11. Departmental Income Statement(s) with prior year comparison 12. Detail report for individual accounts 13. Trial Balance Statement

**Accounts Receivable** 1. Daily Transactions Report 2. Invoices (with or without preprinted forms) 3. Statements (with or without pre-printed forms) 4. Summary Aging Report 5. Detailed Aging Report 6. Itemized Monthly Transactions 7. Detailed Customer Activity Report 8. Summary Customer Account Report

**Accounts Payable** 1. Daily Voucher Report 2. Daily Credit Report 3. Checks with Detailed stubs 4. Check Register 5. General Ledger Transfer Report 6. Cash Requirements Report 7. Transaction Register 8. Open Voucher Report 9. Aged Payables Report 10. Detailed Vendor Activity Report 11. Summary Vendor Account Report

**Payroll** 1. Federal Tax Tables 2. State Tax Tables 3. Payroll checks with stubs 4. Payroll Check Register 5. Monthly Payroll Summary 6. Quarterly Payroll Summary 7. General Ledger Transfer Report 8. Detailed Employee File Listing 9. Produces 941 Worksheet 10. Prints annual W-2 Forms

**System Requirements:** Either CP/M® or MS-DOS (PC-DOS) • Microsoft BASIC • 64K RAM • Two disk drives or hard disk • 132 column wide carriage printer, or an 8 1/2" x11" printer with compressed print mode (an Epson MX-80 or similar printer).

### 100% SATISFACTION GUARANTEE

No-Risk, 30-day Money-Back Guarantee

Order Desktop Accountant and evaluate it yourself for 30 days. Test the performance of each program using our comprehensive Sample Data Files to enter and process data, query accounts, print checks and reports, and more. Review the five User's Manuals, hear the Training Tape, read the users' Newsletter, even call our Technical Support Group with your questions. You must be completely satisfied with Desktop Accountant or you may return it in good condition with the Sealed Master Disk UNOPENED (it installs your live data) for a prompt, courteous, complete refund!



:DISTANCE=:X1: VELOCITY:\*X2:TIME:

### MATH ANALYZER PAK™

AN EXPANDABLE SOFTWARE TOOL  
SCREEN DPLY FROM SINGLE KEY FUNCTION  
CONTRLS. EXECUTE; STORE IN REG-  
ISTERS OR SAVE TO DISC.  
EQUATIONS AND SCIENCE TABLES

PREPROGRAMMED DISCS FOR:  
CONVERSIONS, GEOMETRIC FIGURES, DERIV-  
ATIVES, INTEGRALS, SIMULTANEOUS EQUA-  
TIONS, PHYSICAL QUANTITIES, CHEMICAL  
ELEMENTS, STELLAR, GEODESICS, MICROWAVE,  
BESSEL FUNCTIONS, PERMUTATIONS, SPACE-  
TIME, AND MORE.

ALL STANDARD MATH FUNCTIONS PLUS  
HYPERBOLICS, SIGMA, DELTA, FACTORIAL.

COMPILED MULTIDISC SET \$150.  
SPECIFY TRS 80\* MOD I or III

INTERNATIONAL COMMUNICATION EXPERTS

P.O. BOX 8734  
DENVER, COLORADO 80206

303-572-7522

TM Tandy Corp

## DISKETTES

\$15.95/BOX OF 10\*

\*5.25" SINGLE SIDED, SINGLE DENSITY  
MANUFACTURED BY ONE OF THE  
WORLD'S LARGEST PRODUCERS  
ALL DISKETTES ARE SOFT SECTORS  
EACH DISKETTE IS CERTIFIED ERROR FREE

5.25" SSDD \$18.95/BOX OF 10

5.25" DSDD \$22.95/BOX OF 10

TWO BOX MINIMUM ORDER  
PLEASE ADD \$1.50/BOX SHIPPING & HANDLING  
DEALER AND CLUB INQUIRES INVITED

(312) 490-9239  
SHEPHERD MARKETING

P.O. BOX 941339



SCHAUMBURG, IL 60194



IL. RES PLEASE ADD 6% SALES TAX

TRS-80 III / IV

### ★ BOOKKEEPER ★

Perfect For Small Business  
TIME DOME Has Preloaded File

### ★ SCRIPSIT-MAILER ★

LETTERS - ENVELOPES - LABELS  
made by Scripsit

### ★ SERVICE-BILLER ★

Bill By Rate Chart  
From-To Date

### ★ BOOKKEEPING MACHINE ★

Printed LEDGERS - STATEMENTS  
1400 Accounts Receivable

\$34.50 EACH PROGRAM

(714) 774-9383

H. A. K. WORKSHOP  
9791 ORANGE AVE.  
ANAHEIM, CA 92804

287

Listing continued

```
330 R="R"
340 INPUT "PLAYER ONE (000000)";B(1)
350 INPUT "PLAYER TWO (XXXXXX)";B(2)
360 CLS
370 PRINT @ 960,STRING$(54,191);
380 FOR X=1 TO 2
390 M=0
400 B=INKEY$
410 PRINT @ M,A(X);
420 IF B=L AND M=0 THEN 400 ELSE IF B=L THEN FOR N=M TO M-9 STEP -
1: PRINT @ N,A(X);: NEXT N: M=M-9
430 IF B=R AND M=45 THEN 400 ELSE IF B=R THEN FOR N=M TO M+9: PRIN
T @ N,A(X);: NEXT N: M=M+9
440 IF B="D" GOTO 480: GOTO 460
450 GOTO 400
460 NEXT X
470 GOTO 380
480 IF PEEK(K+M+65)<>32 THEN 400 ELSE FOR P=M TO M+896 STEP 64
490 IF PEEK(K+P+129)=32 THEN PRINT @ P,STRING$(9,32);: PRINT @ P+6
4,A(X);: GOTO 500 ELSE GOSUB 520: GOTO 510
500 NEXT P
510 GOTO 460
520 Z=PEEK(K+P+1)+PEEK(K+P+129)+PEEK(K+P+257)+PEEK(K+P+385)
530 IF Z=316 OR Z=352 GOTO 680
540 Z=0
550 FOR Q=1 TO 21
560 Z=PEEK(K+M(Q))+PEEK(K+M(Q)+9)+PEEK(K+M(Q)+18)+PEEK(K+M(Q)+27)
570 IF Z=316 OR Z=352 GOTO 680
580 NEXT Q
590 FOR Q=1 TO 12
600 Z=PEEK(K+N(Q))+PEEK(K+N(Q)+137)+PEEK(K+N(Q)+274)+PEEK(K+N(Q)+4
11)
610 IF Z=316 OR Z=352 GOTO 680
620 NEXT Q
630 FOR Q=1 TO 12
640 Z=PEEK(K+P(Q))+PEEK(K+P(Q)-119)+PEEK(K+P(Q)-238)+PEEK(K+P(Q)-3
57)
650 IF Z=316 OR Z=352 GOTO 680
660 NEXT Q
670 RETURN
680 IF Z=316 THEN C=B(1) ELSE C=B(2)
690 PRINT @ 0,C" WINS.": GOTO 690
700 END
```

### The Fourth Power—Color Basic.

```
100 REM * THE FOURTH POWER * TRS-80 COLOR BASIC 4K
110 REM * FUN HOUSE / NOV. '83 / RICHARD RAMELLA
120 CLS(0)
130 INPUT "FIRST PLAYER (ORANGE)";B$(1)
140 INPUT "SECOND PLAYER (BLUE)";B$(2)
150 CLS(0)
160 B$=CHR$(128)
170 FOR A=481 TO 509
180 PRINT @ A,CHR$(207);
190 NEXT
200 E$=CHR$(255)
210 F$=CHR$(175)
220 A$(1)=B$+E$+E$+E$+E$+B$
230 A$(2)=B$+F$+F$+F$+F$+B$
240 L$=CHR$(8)
250 R$=CHR$(9)
260 D$=CHR$(10)
270 A(1)=8
280 A(2)=3
290 FOR C=1 TO 2
300 B=0
310 X=2
320 Y=2
330 GOSUB 490
340 Z$=INKEY$
350 IF TIMER/20=INT(TIMER/20) THEN SOUND RND(13)*18,1
360 IF Z$=L$ AND B=0 THEN 340 ELSE IF Z$=L$ THEN FOR B=B TO B-5
STEP -1: GOSUB 490: X=X-2: NEXT B: B=B+1: X=X+2
370 IF Z$=R$ AND B>24 THEN 340 ELSE IF Z$=R$ THEN FOR B=B TO B+5
: GOSUB 490: X=X+2: NEXT B: B=B-1: X=X-2
380 IF Z$=D$ AND POINT(X,3)<>0 THEN 340
390 IF Z$=D$ GOSUB 420: GOSUB 520 ELSE GOTO 340
400 NEXT C
410 GOTO 290
```

Listing continued





Continued from p. 302

by tapping the left- and right-arrow keys, and drop it down the row by pressing the down-arrow key. In the Level II version, move the piece sideways by pressing L for left or R for right, and drop the piece into the row by tapping D for drop.

Both versions recognize a winning position and announce the winner's name. The CoCo version chains together the winning row of four pieces, but the Level II version does not.

Be patient as you play. It takes the CoCo five seconds and the Level II four seconds to check for winning positions. During this time the game is frozen, but when the check is complete, the next player's

Listing continued

```

420 FOR B=B TO B+480 STEP 32
430 PRINT @ B,AS(C);
440 SOUND RND(13)*18,1
450 IF POINT(X,Y+2)<>0 THEN RETURN
460 PRINT @ B+1,STRINGS(4,128);
470 Y=Y+2
480 NEXT B
490 PRINT @ B,AS(C);
500 SOUND RND(13)*18,1
510 RETURN
520 FOR D=2 TO 26 STEP 4
530 FOR E=2 TO 22 STEP 10
540 IF POINT(E,D)=A(C) AND POINT(E+10,D)=A(C) AND POINT(E+20,D)=
A(C) AND POINT(E+30,D)=A(C) THEN FOR F=E TO E+30: SET(F,D,A(C)):
NEXT: GOTO 730
550 NEXT E
560 NEXT D
570 FOR D=2 TO 14 STEP 4
580 FOR E=2 TO 52 STEP 10
590 IF POINT(E,D)=A(C) AND POINT(E,D+4)=A(C) AND POINT(E,D+8)=A(
C) AND POINT(E,D+12)=A(C) THEN FOR F=D TO D+12: SET(E+4,F,A(C)):
NEXT: GOTO 730
600 NEXT E
610 NEXT D

620 FOR D=2 TO 14 STEP 4
630 FOR E=2 TO 22 STEP 10
640 IF POINT(E,D)=A(C) AND POINT(E+10,D+4)=A(C) AND POINT(E+20,D
+8)=A(C) AND POINT(E+30,D+12)=A(C) THEN FOR G=E+8 TO E+28 STEP 1
0: SET(G,D+2,A(C)): SET(G+1,D+3,A(C)): D=D+4: NEXT G: GOTO 730
650 NEXT E
660 NEXT D
670 FOR D=14 TO 26 STEP 4
680 FOR E=2 TO 22 STEP 10
690 IF POINT(E,D)=A(C) AND POINT(E+10,D-4)=A(C) AND POINT(E+20,D
-8)=A(C) AND POINT(E+30,D-12)=A(C) THEN FOR G=E+8 TO E+28 STEP 1
0: SET(G,D-1,A(C)): SET(G+1,D-2,A(C)): D=D-4: NEXT G: GOTO 730
700 NEXT E
710 NEXT D
720 RETURN
730 PRINT @ 0,"WINNER: "B$(C);" "; SOUND RND(13)*9,1: GOTO 730
740 END

```

piece appears at top left or the program announces a winner.

Next month is December, and all the computer magazines of the world will be running

programs of Christmas trees, holly wreaths, and fireplaces with stockings. But not the Fun House. I'll have something else festive. ■

# DISCOUNT COMPUTERS

100% RS COMPONENTS, NO FOREIGN DRIVES OR MEMORY — FULL WARRANTY

24K MODEL 100 .....	799.00	DMP 100 PRINTER.....	\$ 299.00
16K MODEL 4 .....	799.00	DMP 200 PRINTER.....	599.00
64K MODEL 4, 2DR, RS232 .....	1579.00	DMP 500 PRINTER.....	1029.00
80K MODEL 12, 1DR .....	2499.00	DMP 2100 PRINTER.....	1599.00
80K MODEL 12, 2DR .....	3149.00	DWP 410 DAISY .....	1095.00
256K MODEL 16B, 1DR.....	3898.00	DWP DAISY WHEEL II .....	1599.00
256K MODEL 16B, 2DR.....	4510.00	12 MEG HD MODEL II/12/16 .....	2369.00
256K MODEL 16B, 1DR W/HD.....	5439.00	ALL RS SOFTWARE .....	20% OFF

CASHIERS CHECK OR MONEY ORDER MUST ACCOMPANY ALL ORDERS.

**(817) 825-4027**

NOCONA ELECTRONICS • Box 593 • Nocona, TX 76255

232

## THE SECRETS OF PERFECT MEMORY: ONE AND ONE HALF EARTH DOLLARS

AT LAST: THE WHOLE  
TRUTH ABOUT FLOPPIES.

Amazing book reveals  
all!

How to keep from  
brainwashing your disk  
so it never loses its  
memory.


How fingerprints can  
actually damage disks.  
Unretouched Kirlian  
photographs of UFO's  
(Unidentified Floppy  
Objects)! The incredible  
importance of making  
copies: the Department  
of Redundancy Depart-  
ment—and what goes on  
when it goes on! Power-  
ful secret methods that  
scientists claim can ac-  
tually prevent computer  
amnesia! All this, and  
much more . . .

In short, it's an 80-  
page plain-English,  
graphically stunning,  
pocket-sized definitive  
guide to the care and  
feeding of flexible disks.

For The Book, ask your  
nearest computer store  
that sells Elephant™  
disks, and bring along  
one and one half earth  
dollars.

For the name of the  
store, ask us.

**ELEPHANT MEMORY  
SYSTEMS®** Marketed  
exclusively by Leading  
Edge Products, Inc.,  
Information Systems  
and Supplies Division,  
55 Providence Highway,  
Norwood, MA 02062. Call  
toll free 1-800-343-8413.  
In Massachusetts, call  
collect (617) 769-8150,  
Telex 951-624.



Reader Service Number	Page	Reader Service Number	Page	Reader Service Number	Page
208 3M Company	29	267 Excellonix	172	* Percom Data Company	3
213 66 Micro Journal	162	454 Far West Systems & Software	203	124 Perry Computers	225
443 A String Systems	179	451 Forman & Williams	76	176 Personal Computer Products	100
26 Access Unlimited	334, 335	214 Fort Worth Computers	183	579 Personal Computer Products	332
356 Adel Computer Mart	332	391 Funsoft Inc.	59	239 Personalized Computer Paper	230
56 Adult Video Game	230	379 Gamester Software	68	575 PH Associates	331
82 Aerocomp Inc.	126, 127	186 Good-Lyndon Data Systems	253	509 Phone Line, The	97
450 Aerodyne/Stewart Software	199	358 Gridsoft	49	290 Pickles & Trout	87
136 Allen Gelder Software	71	299 GTEK Corp.	323	160 Pioneer Software	22
140 Allied Systems Company	247	9 H & E Computerics	Ctl. Cita	562 Pocket Info. Corp	330
487 Alpha 100	297	9 H & E Computerics	155, 157	570 Postroad Press Inc	336
476 Alpha Bit Communications	268	287 H.A.K. Workshop	30	565 Powersoft Products	331
17 Alpha Products Co.	13, 15, 17	355 H.D.P.	53	11 Practical Peripherals	CIII
473 Alpha Byte Computer Products	281	359 Harley D. Wilbur	247	260 ProAm Software	182
21 Alphaware	271	318 HBH Publishing/Merlin Communications	73	449 Prof. Jones/Frogg House	118
374 ALPS	18	422 High Technology	275	80 Program Store/Realsoft	75
217 American Small Business Computers	237, 239, 241	153 Holmes Engineering Inc.	147	248 Programmers & Assoc. Inc.	321
540 American Software Club	213	* HOT CoCo Subscriptions	35	143 Progressive Electronics	148
258 Ammicro	177	175 Howe Software	149	59 Producer Software	90, 91, 92, 93
554 Anadex Inc.	336	198 iO Tech	74	96 Prosoft	7
406 Analytical Processes Corp.	98	89 Image Technology Inc.	263	95 Prosoft	325, 240
172 Andraesen's Elec. Research	258	352 Indiana Software Group	175	91 Prosoft	101
141 Anitek Software Products	51	564 Individual Systems Inc.	336	106 Prosoft	83
40 Apparat Inc.	205	51 Innac	233	194 Quant Systems	158
390 Applied Microsystems Inc.	41	569 Innac	331	78 R & S Software	232
229 Argonaut Systems	46	234 Int'l. Communications Experts	304	552 Radio Shack	337
514 Ashland Computer Systems	318	470 Int'l. Software Sales Inc.	253	350 Ram Rom Corporation	34
383 Astro-Star Enterprises	203	147 Interactive Systems Design	263	273 RCM Computer	135
582 Automation Facilities Corp.	338	400 Iota Systems	263	* Regaly Software Company	18
300 B.T. Enterprises	63, 137, 311	33 Island Technologies	125	572 Remark Datacom Inc.	330
184 Baudy House Computer Products	182	177 J & J Electronics/J Soft	175	129 Remsoft Inc.	191
243 Bay Technical Associates Inc.	166	101 J & M Systems	161	246 Renrad Systems	121
152 BCCOMPCO	56	126 J.M.G. Software Int'l.	111	388 R.I.S.T. Inc.	78
25 Beta Enterprises	121	437 J & A Associates	263	518 Rizzo Data Systems	293
7 Bible Research Systems	136	485 Jameco Electronics	95	486 Rocky Mountain Software	303
180 Bill Cole Enterprises	159	485 Kalgio Electronic Company Inc.	198	343 Rogo Computer Products	293
106 Binary Devices	207	578 Kodak	337	370 Ross Custom Electronics	113
* Bitcards	179	331 KSOFI	79	559 Rue One	324
381 Borex Corp.	321	354 Kuzel Computer Software	261	368 Safeware	247
* Bottom Line, The	21	* Kwik Software	113	142 Sales Data Inc.	121, 293
165 Briefcase Portable	267	462 Langley St. Clair Instrumentation	25, 32	* Sandpiper Software	73
555 Bridgewater	326	472 Leading Edge Products Inc.	306	557 Saturday Software	330
236 Business Software Team	198	155 Leds Publishing Co. Inc.	107	203 Scientific Engineering Labs	214
566 BV Engineering	333	135 Lindbergh Systems	37	510 Scott Tasso Associates	162
382 Byte General Inc., The	82	31 LNW Research Corp.	CIV	376 Selectronics	159
167 C.D.C.	133	251 Logical Systems Inc.	145	34 Shepherd Marketing	304
65 C.D.P. Computer Data Process	24	237 Logical Systems Inc.	187	432 SHS Solutions	175
265 Chaitanoooga Systems Associates	263	385 Logix	121	35 SID	254
466 Check Mate	123	477 Lowerre Co. Inc.	220	* Silverware/CLoad	195
* Chromasette	31	576 LTCAP	330	550 Simplified Computer Systems	337
148 Circle Computers	137	115 Lynn Computer Service	319	12 Simutek	105
181 CMD Micro	158	393 MCS Software	179	164 Simutek	327
252 Compuadd Corp.	113	128 Macro Systems Software	50	340 SLR Systems	332
455 CompuKit	162, 328, 329	241 Marathon Software	262	245 Small Computer Company	169
86 Compulogic	151	146 Master Electronics Inc.	79	104 Socratia Inc.	221
235 CompuServe	193	513 Mechanix Illustrated	136	372 Soft Systems & Consulting	46
385 CompuSoft Publishing	236	199 Mega-Byte	277	492 Softrends	33
447 Compu Systems Software	333	461 Memory Merchant	171	116 Softronics Computer Systems	79
120 Computer Applications Unltd.	245	368 MSCC	232	57 Softshell	323
139 Computer Case Company	272	215 Meyer's Place	125	29 Software of the Month Club	34
133 Computer Discount of America	188	132 Micro-80 Inc.	125	327 Software Support	42, 43
138 Computer Express	107	149 Micro Architect Inc.	333	276 Solutions Inc.	97
357 Computer Friends	133	171 Micro Control Systems	65	92 Spiral Enterprises	48
18 Computer Plus	19	* Micro Data Supplies	10, 11	556 Storewares Inc.	337
39 Computer Shopper	277	96 Micro Management Systems Inc.	39	338 Strobe Inc.	60
244 Computer Store	199	162 Micro Mega	225	566 Strobe Inc.	326
573 Computer-Mate	336	117 Micro Mini Inc.	291	71 SubLogic Communications Corp.	53
27 CompuTex	117	* Micro Price	23	285 Sun Research Inc.	133
68 Contract Services Assoc.	289	546 Micro Projects Engineering Inc.	231	456 Sunlock Systems	101
105 Cosof Inc.	323	316 Micro Solutions	129	538 Sydex	283
45 Cornucopia Software	85	384 Micro Systems Software Inc.	Cia	174 Syracuse R & D Center	190
* Cosmopolitan Electronics Corp.	219	426 Micro-Design	27	63 Systems Enhancement Engineering	321
187 Cottage Software	167	463 Micro-Design	69	189 Tab Sales	96
* Counterpoint Software	52	429 Micro-Design	192	70 Taranto & Associates Inc.	211
190 Creative Computers	73	161 Micro-Grip Ltd.	172	59 Texas Computer Systems	229, 231
223 Crest Software	167, 263	157 Micro-Images	249	83 Tinker Techniques	121
19 Data Display	74	464 Micro-Labs Inc.	209	81 Total Access	287
531 Datafile Systems	293	560 Micro-Systems Software Inc.	326	553 Trace Systems	324
571 Datafile Systems	330	47 Micro Computer Business Systems	47	430 Transaction Storage Systems	139
346 Delta Electronic Distribution	138	47 Micro-Pro Int. Corp.	337	567 Trimtek Company	324
202 Design Colorants	230	380 Microtech Experts Inc.	190	489 Triple-D Software	68
282 DFW Computer Center	263	* Midwest Computer Wholesale	83	227 Trisoft	108
367 Digital Images	261	137 Miller Microcomputer Services	178	522 TwoSixteen Magazine	175
583 Digitronics	331	* Misosys	172	561 UAACO Computer Supplies	338
348 Disk World	283	58 Modular Software Assoc.	220	332 United Software Associates	271
204 Diskcount Data	102, 103	580 Modular Software Assoc.	330	* Vespa Computer Outlet	188
441 Diskette Connection	233	411 Motezuma Micro	55	335 Virginia Micro Systems	261
5 Diskette Junction	57	416 Motezuma Micro	255	10 VR Data Corp.	119
62 Displayed Video	200, 201	23 MI Olympos Software	184	558 Wadsworth Electronic Publishing	326
551 Donald Stephens Company	338	23 MI Olympos Software	184	90 Walonick Associates Inc.	291
80 MICRO		533 Mumford Micro Systems	215	* Wayne Green Books	308, 309
* 80 MICRO Review Guide	131	533 Nabs Computer Forms	338	Computer Carnival	320
Back Issues	189	574 Network	338	Binders	293
Dealers Sell	276	255 New Classics Software	28, 106	Encyclopedia for the TRS-80	227
Foreign Dealers	253	581 New Classics Software	324	Inside Your Computer	292
Load 80 Back Issues	320	232 Nocona Electronics	121, 305	Nanos	292
Load 80/Color Load 80	66, 67	54 Nodvill Software	214	Manuscripts	315
Moving	151	* NRI Schools	81	Rest of 80	99
Subscription	163, 194, 195	469 Omnilogic	181	Selectric Interface	315
Subscription Problems	189	36 Omnisoft Research	321	Shell Boxes	315
University Micro Films	189	195 Omnitex Computers Int'l. Inc.	101	TRS-80/2B0	259
216 EAP Co./Gold Plug	84	206 Options-80	214	TRS-80 Controller	226
57 Eastern Computer Consulting Assoc.	332	151 Orion Instruments	190	236 Western Micro Systems	175
85 Educational Micro Systems	57	207 Pacific Exchanges	24, 190, 277	129 Western Operations	59
435 Edwards & Associates	76	122 Pan American Electronics	174	226 William A. Fink	165
154 Eigen Systems	151	20 PBH Computer Products	284	337 Wittsoft	225
159 Electronic Specialties	83	3 PC Newsletter	197	341 Wordfind Division	125
48 ESS-JAY	121	296 PCM Magazine	188	158 XYZT Computer Dimensions Inc.	223
		324 Pel/Tek	34	156 York 10 Computerware	107

For further information from our advertisers, please use the Reader Service card.

# 80 micro BOOK SHELF

## SPECIAL INTERESTS

**MICROSOFT BASIC DECODED AND OTHER MYSTERIES**—by James Earvour. From the company that brought you *TRS-80 DISK AND OTHER MYSTERIES*. Contains more than 6500 lines of comments for the disassembled Level II ROMs, six additional chapters describing every BASIC subroutine, with assembly language routines showing how to use them. Flow charts for all major routines showing how to use them. Flow charts for all major routines give the reader a real insight into how the interpreter works. BK1186 \$29.50.\*

**BASIC FASTER AND BETTER AND OTHER MYSTERIES**—by Lewis Rosenfelder. You don't have to learn assembly language to make your programs run fast. With the dozens of programming tricks and techniques in this book you can sort at high speed, swap screens in the twinkling of an eye, write INKEY routines that people think are in assembly language and add your own commands to BASIC. Find out how to write elegant code that makes your BASIC really hum, and explore the power of USR calls. BK1221 \$29.95.\*

**CP/M REVEALED**—by Jack D. Dennon. Explore and master the popular CP/M operating system for microcomputers. The technical aspects of CP/M are explained, including the console monitor (CCP), the system manager (BDOS) and the input/output driver package (CBIOS). In addition, the data structure of the CP/M disk is fully described. Advanced users will also appreciate the detailed discussions of booting up, logging in, changing memory size, mapping disk space, calling programs and interfacing techniques. Included are CP/M utilities and other essential information for using CP/M effectively. BK1283 \$13.95

**32 VISICALC WORKSHEETS**—by Ted Lewis. Expand your VisiCalc horizons with these versatile worksheets. Thirty-two different programs include games and novelties, business and household applications, statistical analysis, and "what-if" models. Everything from tic-tac-toe to depreciation scheduling, from daily carbohydrate intake to installment payments. Two appendices cover VisiCalc commands and functions. The fully documented programs are ready to be typed into your computer. A valuable resource for any VisiCalc user. BK1286 19.95

**SO YOU ARE THINKING ABOUT A SMALL BUSINESS COMPUTER**—By Richard G. Canning and Nancy C. Leeper. For a well-organized manual on the process of selecting the right computer system for your small business, this text can't be excelled. Designed to introduce the novice in data and word processing to the real benefits of computerization, the book is filled with money- and time-saving tips, photos of equipment, lists of suppliers, prices, explanations of computer terminology, and helpful references to additional sources of information. Everyone contemplating a first computer installation should have this book. BK1222 \$14.00\*

**THE CUSTOM TRS-80 AND OTHER MYSTERIES**—by Dennis Kitsz. More than 300 pages of TRS-80 customizing information. With this book you'll be able to explore your computer like never before. Want to turn an 8 track into a mass storage unit? Individual reverse characters? Replace the BASIC ROMs? Make Music? High speed, reverse video, Level I and Level II? Fix it if it breaks down? All this and much, much more. Even if you have never used a soldering iron or read a circuit diagram, this book will teach you how! This is the definitive guide to customizing your 80! BK1218 \$29.95.\*

# PROGRAMMING • 6809

**6809 MICROCOMPUTER PROGRAMMING AND INTERFACING**—by Andrew C. Staugaard, Jr. Getting involved with Tandy's new Color Computer? If so, this new book from the Blacksburg Group will allow you to exploit the awesome power of the machine's 6809 microprocessor. Detailed information on processor architecture, addressing modes, register operation, data movement, arithmetic logic operations, I/O and interfacing is provided, as well as a review section at the end of each chapter. Four appendices are included covering the 6809 instruction set, specification sheets of the 6809 family of processors, other 6800 series equipment and the 6809/6821 Peripheral Interface Adapter. This book is a must for the serious Color Computer owner. BK1215 \$13.95.\*

**INSIDE LEVEL II**—For machine language programmers. This is a comprehensive reference guide to the Level II ROMs, allowing easy utilization of the sophisticated routines they contain. It concisely explains set-ups, calling sequences, variable passage and I/O routines. Part II presents an entirely new composite program structure which unloads under the SYSTEM command and executes in both BASIC and machine code with the speed and efficiency of a compiler. Special consideration is given to disk systems. BK1183 \$15.95.\*

**TRS-80 EXTENDED COLOR BASIC**—by Richard Haskell. This is a complete guide to programming the TRS-80 Color Computer in BASIC, with step-by-step instructions and lots of screen photographs. Good for beginning and advanced programmers, this book includes sample programs and information on using the keyboard, cassette tapes, graphics, sound effects, and more. Richard Haskell is also the author of *Apple BASIC* and *PET/IBM BASIC*. BK1285 12.95

**PROGRAMMING THE Z-80**—by Rodney Zaks. Here is assembly language programming for the Z-80 presented as a progressive, step-by-step course. This book is both an educational text and a self-contained reference book, useful to both the beginning and the experienced programmer who wish to learn about the Z-80. Exercises to test the reader are included. BK1122 \$16.95\*

**ASSEMBLY LANGUAGE GRAPHICS FOR THE TRS-80 COLOR COMPUTER**—by Don Inman and Kurt Inman with DYMAX. This dynamic new book uses sound and graphics to show you how 6809 assembly language can be used to perform tasks that would be difficult or impossible with BASIC. All of the techniques are explained in a hands-on approach. Learn how to tailor your own programming style, from editing, assembling, executing and even debugging, to making your own programs run quickly and efficiently. It is also packed with video screen diagrams which explain each step of the process of creating your own graphics. BK1277 \$??.\*

**TRS-80 COLOR BASIC**—Bob Albrecht. Learn how to use the unique color, sound and graphics of the TRS-80 Color Computer. This self-teaching guide uses a learn-as-you-play format to teach Color BASIC. Packed with games, experiments, programming problems, and solutions, it is an ideal introduction for children, teachers, and adults. It starts with simple concepts and takes you on to more complicated games, graphics, and activities, including many chances for you to try out your newly learned programming skills. Included is an entire chapter on programming problems, which offers tip on adapting to Microsoft BASIC on other personal computers. BK1280 \$10.95

## BASIC & PASCAL

**INTRODUCTION TO PASCAL**—By Rodney Zaks. A step-by-step introduction for anyone wanting to learn the language quickly and completely. Each concept is explained simply and in a logical order. All features of the language are presented in a clear, easy-to-understand format with exercises to test the reader at the end of each chapter. It describes both standard PASCAL and UCSD PASCAL, the most widely used dialect for small computers. No computer or programming experience is necessary. BK1189 \$16.95



**HOW TO MAKE MONEY WITH COMPUTERS**—In 10 information-packed chapters, Jerry Felsen describes more than 30 computer-related, money-making, high profit, low capital investment opportunities. BK1003 \$15.00.\*

**PROGRAMMING IN PASCAL**—by Peter Grogono. The computer programming language PASCAL was the first language to embody in a coherent way the concepts of structured programming, which has been defined by Edsger Dijkstra and C.A.R. Hoare. As such, it is a landmark in the development of programming languages. PASCAL was developed by Niklaus Wirth in Zurich; it is derived from the language ALGOL 60 but is more powerful and easier to use. PASCAL is now widely accepted as a useful language that can be efficiently implemented, and as an excellent teaching tool. It does not assume knowledge of any other programming language and therefore suitable for an introductory course. BK1140 \$12.95.\*

### Nanos System REFERENCE CARDS FOR MODELS I, II, III, COLOR AND POCKET COMPUTERS!

At last! No more flipping through the pages of the BASIC manual! No more working through the maze of machine language instructions! These cards completely summarize the BASIC and Assembler manuals! FEATURES INCLUDE: memory map, eyeball graphics, math instructions, BASIC commands, store instructions, BASIC functions, load instructions, BASIC statements, move instructions, special keys, exchange instructions, PRINT USING examples, shift instructions, BASIC special characters, compare instructions, BASIC and assembler messages and codes, branch instructions, BASIC facts, data alteration instructions, reserved words, I/O instructions, ROM routines, complete character chart with graphics and space-compression codes, hex-dec chart, control code cross-reference, assembler instructions, commands and operators, screen line layout, editor commands and subcommands, condition code easy access.

Plus—"magic graphics number—a mystery until you learn how to use it!  
Designed as a fold-up, accordion-style card, fits in your pocket. Panels organized for optimum speed for reference.

Model I: BASIC and Assembler FC1002	\$4.95
Model II: BASIC and Assembler FC1005	\$5.95
Model III: Commands and Utilities FC1010	\$3.95
Model III: BASIC and Assembler FC1005	\$5.95
Color: BASIC and Extended FC1006	\$4.95
Z-80: Microprocessor FC1011	\$4.95
ZX80, ZX81 and Timex Sinclair 1000: FC1012	\$5.95
Pocket Computer: BASIC FC1009	\$2.95
Apple II and Apple II Plus: BASIC and 6502 FC1008	\$4.95
Apple II and Apple II Plus: BASIC only FC1007	\$3.95

\*Use the order card in this magazine or itemize your order on a separate piece of paper and mail to: 80 Micro Book Department • Peterborough NH 03458. Be sure to include check or detailed credit card information. No C.O.D. orders accepted. \$1.50 for the first book, \$1.00 each additional book for U.S. delivery and foreign surface. For foreign airmail \$10.00 per book. Please allow 4-6 weeks for delivery. Questions regarding your order? Please write to Customer Service at the above address.

For Toll Free Ordering Call 1-800-258-5473

PRICES SUBJECT TO CHANGE WITHOUT NOTICE

80<sup>®</sup> Programming  
**TRS-80 DISK  
& OTHER MYSTERIES**



**A USER GUIDE TO THE UNIX SYSTEM** by Jean Yates and Rebecca Thomas. Here at last is a clearly written book that allows you to use the Unix operating system easily, and at a fraction of the time it previously took. If you're using, evaluating or simply curious about this system, this is your book. BK1242 \$15.99

**CAPTAIN 80 BOOK OF BASIC ADVENTURES**—by Robert Liddell. This book contains 18 of the most popular Adventure programs available today, all in one easy to read book with listings ready to be keyed in to your computer. This unique book also contains an ADVENTURE GENERATOR program, not available from any other source. This generator program will actually write another BASIC ADVENTURE PROGRAM! Although specifically written for the TRS-80 Model I & III, these programs are adaptable to other computers using Microsoft BASIC. BK 1240 \$19.95

# 80<sup>®</sup> micro BOOK SHELF

**TRS-80 DISK AND OTHER MYSTERIES**—by Harvard C. Pennington. This is the definitive work on the TRS-80 Model I disk system. It is full of detailed "How to" information with examples, samples and in-depth explanations suitable for beginners and professionals alike. The recovery of one lost file is worth the price alone. BK1181 \$22.50.

**MASTERING CP/M**—by Alan R. Miller. For advanced CP/M users or systems programmers who want maximum use of the CP/M operating system, this book takes up where the CP/M Handbook leaves off. It will give you an in-depth understanding of the CP/M modules such as CCP (Console Command Processor), BIOS (Basic Input/Output System), and BDOS (Basic Disk Operating System). It explains the incorporation of additional peripherals to the system, console I/O, the use of the file control block and much more. It also includes a library of useful macros and a comprehensive set of appendices. BK1263 \$16.95



**INTRODUCTION TO WORD PROCESSING** by Hal Glatzer. This book explains in plain language what a word processor can do, how to use one, how it improves productivity—especially in businesses that handle lots of words—and how to buy one wisely. No technical knowledge required, for all first-time users and those considering purchasing a word processor. BK1238 \$12.95

**WORDSTAR MADE EASY** by Walter A. Ettlin. Now WordStar is as simple to learn as it is easy to use. This book teaches WordStar in 14 easy lessons, saving hours of hard work. It comes with a convenient pull-out Command Card. BK1239 \$7.95

# WAYNE GREEN BOOKS



Learn Digital Electronics While Building Your Own Computer!

## TEXTEDIT

a complete word processing system in kit form.

by Irwin Rappaport

A WAYNE GREEN PUBLICATION



**COMPUTER CARNIVAL**—by Richard Ramella. Your child can become a crackerjack computerist with the sixty TRS-80 Level II programs in COMPUTER CARNIVAL. This large-type, spiral bound book for beginners is a veritable funhouse of games, graphics, quizzes and puzzles. Written by 80 Micro columnist Richard Ramella, the programs are challenging enough to ensure continued learning, yet short enough to provide your child with the immediate delight and reward of mastering basic computing skills. And for even greater enjoyment, get the CARNIVAL COMPANION, a 30-minute cassette containing all the programs in the book. Eliminates tiresome typing and lets your child spend more time enjoying the programs. BK7389 \$16.97 CC7389 Book and Cassette \$24.97

**40 COMPUTER GAMES FROM KILOBAUD MICROCOMPUTING**—Forty games in all in nine different categories. Games for large and small systems, and even a section on calculator games. Many versions of BASIC used and a wide variety of systems represented. A must for the serious computer gamesman. BK7381 \$7.95.

**THE SELECTRIC INTERFACE**—by George Young. You need the quality print that a daisy wheel printer provides but the thought of buying one makes your wallet wilt. SELECTRIC INTERFACE, a step-by-step guide to interfacing an IBM Selectric I/O Writer to your microcomputer, will give you that quality at a fraction of the price. George Young, co-author of *Kilobaud Microcomputing* magazine's popular "Kilobaud Classroom" series, offers a low-cost alternative to buying a daisy wheel printer. SELECTRIC INTERFACE includes: step-by-step instructions, tips on purchasing a used Selectric, information on various Selectric models, including the 2740, 2980, and Dura 1041, driver software for 280, 8080, and 6502 chips, tips on interfacing techniques. With SELECTRIC INTERFACE and some background in electronics, you can have a high-quality, low-cost, letter-quality printer. Petals not included. BK7388 (125 pages) \$12.97

**ANNOTATED BASIC—A NEW TECHNIQUE FOR NEO-PHYTES**—BASIC programming was supposed to be simple—a beginner's programming language which was so near to English that it could be easily understood. But, in recent years, BASIC has become much more powerful and therefore much more difficult to read and understand. BASIC simply isn't basic anymore.

*Annotated BASIC* explains the complexities of modern BASIC. It includes complete TRS-80<sup>®</sup> Level II BASIC programs that you can use. Each program is annotated to explain in step-by-step fashion the workings of the program. Programs are flowcharted to assist you in following the operational sequence. And—each chapter includes a description of the new concepts which have been introduced.

*Annotated BASIC* deals with the hows and whys of TRS-80 BASIC programming. How is a program put together? Why is it written that way? By observing the programs and following the annotation, you can develop new techniques to use in your own programs—or modify commercial programs for your specific use. *Annotated BASIC* Volume 1 BK7384 \$10.95 *Annotated BASIC* Volume 2 BK7385 \$10.95 Order Both Volumes and Save! BK738402 \$18.95

**KILOBAUD CLASSROOM**—by George Young and Peter Stark. Learning electronics theory without practice isn't easy. And it's no fun to build an electronics project that you can't use. *Kilobaud Classroom*, the popular series first published in *Kilobaud Microcomputing*, combines theory with practice. This is a practical course in digital electronics. It starts out with very simple electronics projects, and by the end of the course you'll construct your own working microcomputer!

Authors Young and Stark are experienced teachers, and their approach is simple and direct. Whether you're learning at home or in the classroom, this book provides you with a solid background in electronics—and you'll own a computer that you built yourself! BK7386 \$14.95

**TEXTEDIT—A Complete Word Processing System in Kit Form**—by Irwin Rappaport. TEXTEDIT is an inexpensive word processor that you can adapt to suit your differing needs—from form letters to lengthy texts. Written in TRS-80 Disk BASIC, the system consists of several modules, permitting the loading and use of only those portions needed. A disk is also available which provides the direct loading of the modules, however, the book is required for documentation. For Model I and III with TRSDOS CONVERT, one disk drive (2 disk drives or copy utility needed to transfer to system disk). Runs under TRSDOS 2.2/2.3. May not function under other systems. BK7387 \$9.97 Disk DS7387 \$19.97

**THE NEW WEATHER SATELLITE HANDBOOK**—by Dr. Ralph E. Taggart WBBQDT. Here is the completely updated and revised edition of the best-selling *Weather Satellite Handbook*—containing all the information on the most sophisticated and effective spacecraft now in orbit. Dr. Taggart has written this book to serve both the experienced amateur satellite enthusiast and the newcomer. This book is an introduction to satellite watching, that tells you how to construct a complete and highly effective ground station. Not just ideas, but solid hardware designs and all the instructions necessary to operate the equipment are included. An entire chapter is devoted to microcomputers and the Weather Satellite Station, and for the thousands of experimenters who are operating stations. *The New Weather Satellite Handbook* details all the procedures necessary to follow the current spacecraft. *Weather Satellite* contains Operation Satellite Systems, Antenna Systems, Weather Satellite Receivers, A Cathode Ray Tube (CRT) Monitor for Satellite Picture Display, A Direct-Printing Facsimile System for Weather Satellite Display, How to Find the Satellite, Test Equipment, Microcomputers and the Weather Satellite Station, Station Operations. BK7383 \$8.95.

\*Use the order card in this magazine or itemize your order on a separate piece of paper and mail to: 80 Micro Book Department • Peterborough NH 03458. Be sure to include check or detailed credit card information. No C.O.D. orders accepted. \$1.50 for the first book. \$1.00 each additional book for U.S. delivery and foreign surface. For foreign airmail \$10.00 per book. Please allow 4-6 weeks for delivery. Questions regarding your order? Please write to Customer Service at the above address.


For Toll Free Ordering Call 1-800-258-5473

PRICES SUBJECT TO CHANGE WITHOUT NOTICE

# FEEDBACK LOOP

by Terry Kepner

Send any questions or problems dealing with any area of TRS-80 microcomputing to Feedback Loop, 80 Micro, 80 Pine St., Peterborough, NH 03458.



I am from Venezuela, living temporarily in the United States. I have two 48K Level II dual-disk Model I's. Several of my friends have similar configurations.

Not long ago a friend in Venezuela asked me to get him a new set of Level II ROMs. He has the three-set, and his ROM B went bad. Since Radio Shack is out of the three-ROM sets, I tried to find the commercial number for the ROMs so we can use the ROM programmer to make one of our own. No one seems to know the number. Can you help?

One other question: I'm using Profile for the Model I as an inventory program for all the items I will take home. With it, I can list them item by item by the box they're packed in—just right for Customs. But Profile doesn't do any arithmetic operations and I want to be able to add the dollar amounts by the page, and then convert them to my country's currency. Also, how can you modify Profile to open more files than it currently uses?

R.B.  
Rochester, MN

I don't know the exact ID numbers of the ROMs you want, but you can replace the Level II ROMs with 2716 (2K by 1 byte), 2732 (4K by 1 byte), or 2764 (8K by 1 byte) EPROMs from any one of several manufacturers. I believe the Level II ROM B chip is a 4K by 1 byte ROM.

For more information about your Model I and how to modify it, get Dennis Kitz's book *The Custom TRS-80* from IJG (see address at the end of the column).

I updated my ham shack by adding a Model III. I use it for QSLing, log keeping, and other related chores. My problem is RFI. I can copy only the strongest of signals over the computer generated noise.

I have good grounds on all the com-

ponents (computer, HF rig, interface, and antenna) and use a shielded cable between the interface and radio. Physically separating the Model III from the radio helped, but it makes operating inconvenient.

I want to shield the inside of the Model III with copper screen and install RF filters at various places in the computer. I need to know where to put the filters and if the shielding will help.

R.S.  
Norwalk, CA

Yes, shielding will help. Besides just adding shielding and filters, make sure that the internal cable grounding is secure. I've seen more than one Model III with grounding cables improperly connected.

Your primary problem areas are the keyboard (which acts like an antenna), the main circuit board, and the disk drives. For safety reasons, I suggest that you get insulated copper screen. This lessens the chance of the copper screen accidentally grounding out the video monitor and power supplies.

Run the screen all through the cabinet (you'll probably have to remove the drives and power supplies from the bottom of the case to get the screen beneath them). Place a filter on the drive enclosure, keyboard, and one on both sides of the main circuit board. Since the Model III case is in two distinct sections, you'll have to attach the two wire screens (one in the bottom and one in the top) together with a 20-inch cable so you'll have room to lift and move the top of the case.

At the moment, I haven't heard from anyone who has tried to shield their computers from RFI, so I really don't know of any single, sure-fire method to accomplish it.

I'm looking for a genealogy program for a two-drive Model III. I need both

pedigree and family group sheet capability. Can you help?

W.G.  
Salt Lake City, UT

Smartware Systems (14310 Pembroke, San Antonio, TX 78247, 512-494-0285) has a program called Gensystems Genealogical Data Base for \$128.45.

Acorn Software Products (634 N. Carolina Ave. S.E., Washington, DC 20003, 202-544-4259), Computer Shack (1691 Eason, Pontiac, MI 48054, 313-673-2224), and J. Fisk Software Systems Inc. (One University Place, New York, NY 10003), all have genealogy programs for the Model III, but I don't have any price or other information about them.

Who and what is Winchester of hard disk fame?

D.L.  
Tucson, AZ

Winchester disk technology was developed in the mid-1970s as an alternative to the expensive hard-disk drives then available. The newer drive system was much smaller, more temperature tolerant, and easier to use than the older units. It was also much cheaper.

The Winchester disk drive is a sealed unit with a fast-rotating, high data-density disk. Being a sealed unit, the critical read/write head tolerances are easy to maintain; the complex and expensive head mechanism that allowed you to change disk packs on the older units isn't needed. While this means less memory storage, it also means less expense. Since the unit was designed for microcomputers, whose owners were more interested in low cost than extremely high data storage capability, the trade-off was worthwhile.

I believe that the name was derived from the research company that came up with the design, Winchester Technology.

I have a Model III with two Radio Shack disk drives. I recently purchased a commercial program that came with DOSPLUS 3.4. My problem is that

# PRE HOLIDAY SAVINGS

## DISK UPGRADE

Put Disk Drives into your TRS-80 or MODEL III or MODEL 4

- Easy to install with Photo Instruction Manual
- Featuring the Holmes Disk Controller (assembled and tested) available with Hardware Real Time Clock and Battery built in. Software Clock routines and TDOS Operating System included
- 40/80 Single /Double Density Support
- Dual Sided and 8" Drive Support
- Drives are optional

	MODEL III	MODEL 4
(203103) without clock.....	\$269.50	\$269.50
(203104) with clock.....	\$329.50	\$329.50
(200111) 40 SH Disk Drives.....	\$200.00 ea	\$200.00 ea
(213002) 32K Memory.....	\$34.95	—
(204064) 64K Memory.....	—	\$119.95
(204065) 64K Memory w/PAL.....	—	\$144.95
Complete Kit with Clock Board, 2 Drives & Memory & TDOS.....	\$699.00	\$799.00

## MICROFAZER




Microfazer is a printer buffer that lets printing take place while the computer is being used for other work.

#200873 64K PARALLEL  
**229.95**

#200874 128K PARALLEL  
**309.95**

Printer Stands help eliminate the mess on your computer desk by allowing the paper to be fed from under the printer making room for used paper to stack behind it.



REGULAR.....	\$ 29.95
REGULAR w/Shelf.....	\$ 44.95
LARGE.....	\$ 34.95
LARGE w/Shelf.....	\$ 49.95
LARGE w/Slot.....	\$ 49.95
EXTRA LARGE.....	\$ 79.95

MATERIAL: CLEAR ACRYLIC PLEXIGLASS

## 3M DISKETTES

(500452) SS/DD 5 1/4".....	\$23.50/10
(500455) DS/DD 5 1/4".....	\$32.50/10
(500457) DS/DD 5 1/4" 80 Track.....	\$43.00/10
(500461) SS/SD 8".....	\$24.50/10
(500462) SS/DD 8".....	\$30.50/10
(500465) DD/DD 8".....	\$35.50/10



## EPSON RELOADS

**\$30.00 dozen**

(500001) Black.....	\$30.00 doz.
(500011) Red.....	\$30.00 doz.
(500021) Blue.....	\$30.00 doz.
(500031) Green.....	\$30.00 doz.
(500041) Brown.....	\$30.00 doz.

## Centech DISKETTE with COLORED JACKETS



(500212) Red SS/DD.....	\$27.50/10
(500215) Red DS/DD.....	\$30.50/10
(500262) Yellow SS/DD.....	\$27.50/10
(500265) Yellow DS/DD.....	\$30.50/10
(500222) Blue SS/DD.....	\$27.50/10
(500225) Blue DS/DD.....	\$30.50/10

## EPSON RIBBON CARTRIDGES \$5.00 each

(500050) Black.....	\$5.00 each
(500060) Red.....	\$5.00 each
(500070) Blue.....	\$5.00 each
(500080) Green.....	\$5.00 each
(500090) Brown.....	\$5.00 each



B-T Enterprises Dept. 1-k

10B Carlough Road

Bohemia, N.Y. 11716

B-T Enterprises is a division of Bi-Tech Enterprises Inc.

(516) 567-8155 (voice) (516) 588-5836 (modem)

Orders Only

800-645-1165

N.Y. call (516) 567-8155

Dealer Inquires Welcome

Prices subject to change

N.Y.S. Residents add tax

American Express Carte Blanche

Diners Club MasterCard & Visa

## FEEDBACK LOOP

whenever I format a disk with DOS-PLUS, several grams are locked out. Formatting the same disk with TRS-DOS produces no errors. I took the unit to Radio Shack for drive alignment and check-out, but the problem still exists.

J.M.  
Stillwater, MN

Your problem is probably the drive stepping rate DOSPLUS uses. The Radio Shack drives require a certain amount of time to step between tracks. Since each step jolts the head mechanism, you need additional time for the head to settle. Typically, Radio Shack drives need a stepping time of 40 milliseconds. You can buy drives with stepping times as low as 6 milliseconds. Using a stepping time that's too fast results in the drive head either miswriting or misreading the data. Either case locks out a gran during format.

To find out what your version of DOSPLUS uses as a stepping rate, type CONFIG and press the enter key at the DOSPLUS prompt. It should say STEP=30. To change the stepping rate, type CONFIG :0 (STEP=40) and then press the enter key. If this doesn't work, call the DOSPLUS trouble desk at 305-983-3390.

*I have a Model III with two drives. The system works fine except after power-on and the disk system's initial run. If the DOS disk isn't inserted and boot-ed within 20-25 seconds, the drive starts to run again and sometimes won't shut off without turning the system off and then back on.*

T.C.  
Carlisle, OH

My Radio Shack technician tells me, based on what you've said, "Something's probably wrong, bring it in." The drive and drive light, once off, shouldn't start again until you press reset.

*I have a Level II, 16K Model I with CTR-41 stringy-floppy, and Okidata 80 printer. When the cassette recorder broke down for the second time, I went to Radio Shack and bought the newest recorder, which I couldn't get to work. The repair center said it was OK, but I still couldn't make it work. It loaded a program but wouldn't save and reload a saved program.*

*I took everything to the store and*

*showed them that it wouldn't work. They checked the recorder again, OK'd it, but it still wouldn't work. I tried another, cheaper Radio Shack cassette recorder and it wouldn't work either. I finally sent the CTR-41 in for repair, and now it works fine. My question is: Should any Radio Shack cassette recorder work with my computer? Any ideas on why mine doesn't?*

*Second, while checking out disks, I wrote to Aerocomp and asked if their Model I starter packages would run as a drive zero or if it was for positions 1, 2, or 3 only. They didn't answer; can you?*

D.R.  
Mason City, IA

You shouldn't have any difficulty using any cassette recorder with the Model I. The only real requirements are that the recorder have jacks for an AUX input and an earphone output.

Something is wrong with your Model I. It sounds like you've never had the XRX cassette modification made to your computer. This modification makes it easier for early production units of the Model I to more easily save and load programs. The original Model I units are very sensitive to volume and speed settings on tape units. Very minor alterations in speed by the recorder while saving or loading a program frequently make it impossible to recover the program. The XRX modification corrects this problem and gives the Model I a much wider volume load range.

As for Aerocomp, the start-up package is a drive zero unit (that's why it's called a start-up package and not called an add-on package). Before you can use disk drives with your Model I, you'll need an Expansion Interface (EI) with disk controller circuitry. The Model I, without EI, doesn't have the proper control circuits for disk drives. You'll also need the additional memory available in an Expansion Interface. Trying to use disk drives in a 16K computer is difficult since you only have about 5K of programming room left after loading DOS and DOS Basic.

*I have a 48K one-disk Model I with a Line Printer I. I use TRSDOS 2.3 and Disk Basic 2.2. My problems are with the LP I.*

*First, the printer paper has a tendency to slowly slide to the right whenever I print more than 10 lines. Second, when-*

*ever I have the command CHR\$(138) embedded in an LPRINT, the printer only prints part of the line when it prints it at all. Finally, it prints a line feed only if you use LPRINT " ", POKE &H37E8,10, or LPRINT CHR\$(138).*

*Do you know of any fixes? And can I modify the printer to accept single sheets?*

M.C.  
Mexico City, Mexico

You can solve the paper creep problem only by buying a tractor-feed mechanism for the LP I. This firmly holds the paper in place. The friction-feed printer takes only roll paper, and there's no solution for preventing creep when you use it. It's too bad, but as far as I know, there isn't a way to use cut-sheet paper with the LP I.

The design of the LP I requires that you use either LPRINT " " or LPRINT CHR\$(138) to line feed. Embedding the CHR\$(138) in a string of text causes logic problems since the printer expects the line feed command to come as the first character of the string following LPRINT. In fact, the character 138 is actually a graphics character, but the bit image of the character and the reaction of the printer to the character results in a line feed. It really isn't supposed to be a line feed character, but that's the way the printer treats it.

If you have a tractor-feed mechanism, you can order letterhead stationery, filing cards, postcards, and various other forms with holes to fit the tractor-feed from NEBS at 800-225-9950 (Massachusetts customers call 800-922-8560).

I'm sorry, but the only real solution for your problems is a newer printer that's designed better than the LP I.

*I have had my Model I for almost two years and I've finally decided to get a printer. My choices have narrowed down to the Epson MX-80 and the Gemini 10. My problem is that I don't know if the Gemini 10 printer works with Dot Writer 1.5. Does it? If it doesn't, is there a patch available?*

M.S.  
Elmira, Ontario

Please, when you write about products, give me the names and addresses of the manufacturers. Trying to find information about product ABZ is very



difficult unless I happen to know the product in question.

The manufacturers of Dot Writer, RCM Computers, tell me that the Gemini 10 is not compatible with Dot Writer. The Epson is. And, as far as I know, there isn't a patch to Dot Writer that does make it compatible.

*I want to build my own disk hardware using a 2791 instead of a 1771 or 1791 disk controller chip. The 2791 only reads or writes in the IBM 3740 (single-density) or IBM 34 (double-density) formats. The 1771 uses these and non-IBM formats.*

*I would like to be compatible with all Model I software, and I would appreciate it if you could tell me if there are any software packages that use non-IBM format.*

L.P.  
Melvindale, MI

Most Model I software uses the IBM single-density format. The only exceptions might be some of the special-purpose, copy-protected packages, like Super Utility Plus for example. As for which ones do and which ones don't, I can't really determine. If the alteration was done for copy protection the author wouldn't tell me, since it would be a clue to software thieves. Good luck with your design.

*I have a one-disk system and I recently purchased software that has no DOS on it. Thus I am required to locate a two-drive system to get the programs to operate.*

*Can you tell me why both disks must contain a DOS to make single-drive copies? Dealers and other owners haven't provided an answer. Is there a way around this problem?*

A.P.  
Pittsburg, CA

Laziness is the answer. It's easier for the TRSDOS programmers to write a copy routine that requires a DOS disk in drive zero than to write one that is independent of the DOS.

Basically, the problem is room. When creating a DOS you have two choices: write a DOS that takes up lots of room in memory and doesn't require anything on disk, or one that takes only a little room in memory and constantly refers to the disk for routines not in

memory. TRSDOS takes up a lot of space on the disk in order to leave you lots of room in memory. This lets them make a very powerful DOS, with many features, while leaving the programmer as much room in memory as possible.

On the other hand, CP/M moves the entire DOS into memory. It's less powerful and has fewer features, but it doesn't require a disk in drive zero to always have the DOS on it. That doesn't excuse the requirement for DOS on the disk for the Copy utility. Several other DOS manufacturers (DOSPLUS, MULTIDOS, and LDOS, to name a few), do provide a single drive copy utility.

If you don't want to buy another DOS (\$99 and up), you can get Super Utility Plus from Powersoft (11500 Stemmons Fwy., Suite 125, Dallas, TX 75229, 214-484-2976, \$74.95). It lets you copy programs from one disk to another, regardless of their length. And it's also one of the most powerful disk utilities you can buy.

*I've been having a problem with my computers that has been driving me up the wall. I would appreciate your comments.*

*I'm using two Model IIIs with LDOS. One of them has an MPI 80-track double-sided drive. After using the 80-track drive for a year I started to have problems with directory and formatting errors. When formatting, the drive occasionally skips a track.*

*I took the drive in to be checked out. It was tested on other computers (non-Tandy) and it works fine. I then bought another 80-track drive (Siemens), which now has the same problem. Interchanging three computers with three drives didn't solve the problem either.*

*Eventually the local experts changed the outgoing pulse on the disk controller board and I now have one computer that works pretty well with a Tandon 80-track drive. The other computer works fine, but will only format the 80-track double-sided disk using single-density.*

B.M.  
Durban, South Africa

Your problem is a basic incompatibility between the drives and the computer's disk controller board. Due to age, the tolerances of the disk controller board have drifted slightly; enough to cause problems with 80-track drives.

The problem is with the computers and not the drives because the drives work fine with non-Tandy computers. Malfunctioning drives would fail with all types of computers, not just one brand.

Unfortunately for you, the disk controller board is still well within its designed tolerances. That is, it should work just fine with 40-track double-density drives; otherwise you might be able to talk Tandy into replacing them.

The decrease in reliability you've seen is due to an aging curve, to which all electronics are subject. As they get older, they work less efficiently and slow down. Most designers take this age curve into account when they build something and leave enough room in the tolerances to prevent this decay from affecting the performance of the unit. Double-density, 80-track drives push the disk controller boards close to their limit. Depending on the individual components on the board, a particular board may work fine with 80-track drives for a limited time, forever, or not at all. It's a roulette wheel as to which way it'll go with any particular Model III.

Does anyone else have a hardware solution for B.M.?

*Is there any way to convert the Avalon Hill game Tankics to Disk Basic? The POKEs foul up the DOS.*

C.W.  
Granada Hills, CA

You'll have to contact Avalon Hill for information about whether or not you can do that. If it's possible, they should know. It's possible that the POKEs are minor and can be moved easily.

*I have a 48K Model I with Aerocomp doubler and 80- and 35-track disk drives. Could you please list manufacturers of Model I CP/M boards and which, in your opinion, is best.*

*I would like CP/M, but I'm averse to soldering.*

F.G.  
Lewiston, ID

Holmes Engineering (5175 Green Pine Drive, Murray, UT 84107, 801-261-5652) has a CP/M board for the Model I, and it includes an 80 by 24 video screen display. The 80 by 24 hardware and CP/M cost \$399.50. To use it you need the Holmes expansion main-

## FEEDBACK LOOP

frame for the Model I (\$99.50). The Holmes CP/M modification includes the CP/M operating system and instructions on it. Installation requires no soldering or technical experience. Contact Holmes for details.

Microhatch (P.O. Box 501, Dewitt, NY 13214, 315-446-8031) sells Bignem, a hardware kit that increases memory by 32K (\$180), and lets you use CP/M 2.2 (\$119). This kit requires soldering and some technical experience.

Omikron (1127 Hearst St., Berkeley, CA 94702, 415-845-8013) sells the Mapper I/48 and Mapper I/64 for the Model I. I have no further information about the Omikron.

Freedom Technology (119 North 18th St., Philadelphia, PA 19103, 800-523-4067) has the Freedom Option and Freedom Plus for the Model I and III. The first board (\$275) gives you CP/M capability, the second (\$490) gives you 64K RAM in your computer.

I haven't seen any of these products so I can't give an opinion on the boards themselves. However, Holmes Engineering has a good reputation among hardware hackers for the quality of the work they put into their other products, so I'd expect the Holmes board to be well built.

*I would like to establish a bulletin board system (BBS) that would let users send, receive, and forward messages with the ability to upload and download programs written in Basic or Assembly language. I need it to work on a Model I or III, appropriately configured with RS-232, modem, and disk drives. It must support IBM PC, Apple II, Apple III, and TRS-80 Models I, II, and III computer systems.*

*I'd also like to know about any software to translate Basic from one machine's dialect to another machine's dialect (IBM to Apple, Apple to TRS-80, etc.).*

J.G.  
Chicago, IL

As far as translating programs is concerned, the only program I know of was published in the premier issue of *inCider* (January 1983, p. 96), which converted TRS-80 to Apple Basic.

There're several bulletin board systems available for the Model I and III computers: Mouse-Net, from Lance Micklus 802-864-5899; Forum-80, from

Small Business Systems 617-692-3800; and Connection-80, from B.T. Enterprises 516-567-8155. I know there are others, but I can't find any information on them.

These systems support upload and download capabilities with message leave, retrieve, and referral (you can leave a message to a specific person and they are notified that a message is addressed to them when they sign on). Most bulletin board systems allow any microcomputer or terminal to sign on to their system, as long as the foreign computer or terminal obeys the system's protocols of word length, stop bits, parity checking, and control codes. In fact, the control codes used are pretty much the same from one system to another. For example, Control-C is frequently used to abort the current operation and return to terminal control mode.

For your use, select the options that represent the least common denominator of the systems you're allowing on. That is, if the smallest screen width terminal that will be on the BBS is an Apple, then the default screen width used by the BBS should be 40 columns. Since the smallest number of video lines belongs to the Model I computer, your BBS screen length should be 16 lines. Thus the BBS formats its menus and information screens in blocks of 40 characters by 16 lines. The computers with wider screens or higher line counts won't be inconvenienced too much, while the smaller-screened computers are still able to use the system.

For further information about these BBSes, call the different manufacturers and ask for details.

*I'm very good at Basic programming, but I know little about machine-language programming.*

*My question is: How do you assemble a machine-language program (list it out on the screen), save it to tape, locate it in memory, and so forth? I've tried to enter a program many times, but all I get is garbage when I try to list it.*

*I understand how the computer starts off with Basic, branches to machine language, and then returns, plus some of the operations and arguments to do that sort of task.*

D.H.  
Buellton, CA

Your first problem is in your conception of machine-language program-

ming. You can't just type in a machine-language program and expect it to work. When you turn on your computer you're in Basic, and the computer expects everything you type in to be in the form of Basic commands and instructions that it can understand and execute. Basic is a machine-language program itself and it doesn't expect to execute machine-language programs as a regular course of action. When you branch to a machine-language program, that's exactly what you do—you transfer all control of the computer to the machine-language program. Basic is no longer in control and doesn't even know what the machine-language program does or is doing.


As a help to machine-language programs, Tandy included the ability to branch to a machine-language program using Basic commands, and even to pass arguments (information) between Basic and the machine-language program, although only in a very limited manner.

To write a machine-language program, you need a program called an editor/assembler. An editor/assembler is actually two programs: one allows you to type in and edit your machine-language programs; the other translates the machine-language mnemonics you typed in into actual machine-language code understandable directly by the Z80 CPU.

The editor/assembler has two types of output, source code and object code. The source code is a listing of the mnemonic instructions of your machine-language program. The object code is the actual program created from your source code. You can list, edit, renumber, save, and read the source code with the editor/assembler. The object code is generated by the editor/assembler from the source code, and can't be read back into memory by the editor/assembler. The object code is meant to be read and executed by the Z80 CPU only, although some disassemblers take object code and generate source code readable by an editor/assembler.

Once you have the object code on tape or disk, you protect the program from Basic's accidentally overwriting it with variables and arrays by using the MEMORY SIZE? prompt and specifying the lowest address of the program. Then load it into your computer's memory and execute it. If the program is to interact with a Basic program, you must use POKE or DEFUSR to tell Basic that

# THE SELECTRIC™ INTERFACE



## Daisy wheel quality without daisy wheel expense.

You need the quality print that a daisy wheel printer provides but the thought of buying one makes your wallet wilt. *The Selectric™ Interface*, a step-by-step guide to interfacing an IBM Selectric I/O Writer to your microcomputer, will give you that quality at a fraction of the price. George Young, co-author of *Microcomputing* magazine's popular "Kilobaud Classroom" series, offers a low-cost alternative to buying a daisy wheel printer.

*The Selectric™ Interface* includes:

- step-by-step instructions
- tips on purchasing a used Selectric™
- information on various Selectric™ models, including the 2740, 2980, and Dura 1041
- driver software for Z80, 8080, and 6502 chips
- tips on interfacing techniques

With *The Selectric Interface* and some background in electronics, you can have a high-quality, low-cost, letter-quality printer. Petals not included.

Credit card orders call TOLL-FREE 1-800-258-5473. Or mail your order with payment plus \$1.50 shipping and handling to: Wayne Green Inc. Attn: Retail Book Sales, Peterborough, NH 03458.

Dealer inquiries invited.

ISBN 0-88006-051-4

128 pages

**\$12.97**

Yes, I want **Selectric Interface** (BK7388). Enclosed is \$12.97 per copy plus \$1.50 for shipping and handling.

MASTER  VISA  AMEX

Card # \_\_\_\_\_ Expires \_\_\_\_\_

Signature \_\_\_\_\_

Name \_\_\_\_\_

Address \_\_\_\_\_

City \_\_\_\_\_

State and Zip \_\_\_\_\_

All orders shipped UPS if complete street address is given.

33NB85

**"AUTHOR  
AUTHOR!"**

**The call for authors is out!**

**Wayne Green Books** announces a December 31, 1983 deadline for submitting manuscript proposals for the upcoming publication list. Ideas for book-length manuscripts about any microcomputer system or area of electronics will be considered. In addition to payment and royalties, we offer our distribution channels and the marketing support your book deserves.

Send proposals or requests for a copy of our **Writer's Guide** to:

Editor, **Wayne Green Books**

Peterborough, NH 03458.

Or call **toll-free 1-800-343-0728**.



**MAKE IT  
EASY  
TO  
SAVE**

**your copies of**

**80micro**

Your magazine library is your prime reference source—keep it handy and keep it neat with these strong library shelf boxes. They are made of white corrugated cardboard and are dust resistant. Use them to keep *all* your magazines orderly yet available for constant reference.

Self-sticking labels are available for the following:

<i>80 Micro</i>	<i>73 Magazine</i>	<i>Radio Electronics</i>
<i>Microcomputing</i>	<i>QST</i>	<i>Personal Computing</i>
<i>inCider</i>	<i>CQ</i>	<i>Byte</i>
<i>Desktop Computing</i>	<i>Ham Radio</i>	<i>Interface Age</i>

One box (BX1000) is \$2.00. 2-7 boxes (BX1001) are \$1.50 each, and 8 or more boxes (BX1002) are \$1.25 each. Be sure to specify which labels we should send.

Call **TOLL-FREE** for credit card orders:

**1-800-258-5473**

Or use the order form in this magazine and mail to:

**80micro™**

Attn: Book Sales, Peterborough, NH 03458

**SHIPPING AND HANDLING CHARGES \$2.00** per order up to and including a quantity of eight 25¢ for each additional box ordered.

## FEEDBACK LOOP

there's a machine-language program available and to define the program's starting address and the USR function to activate it.

The starting address of your program is determined by the address you give in the ORG statement in the editor/assembler, so you can specify any address that's convenient for your needs (available memory does put constraints on this, of course).

The first thing you need to do is to get an editor/assembler. Check the back issues of *80 Micro* for information about the various ones available, what they do, and their prices.

*I have a Model I with 32K Expansion Interface, Okidata 82A printer, and one Teac drive with DOSPLUS 3.3. Everything worked fine for a few weeks after I bought the drive, then I started having difficulty entering Basic from a cold boot. Machine-language programs work fine, but to call up DOSPLUS Extended Basic requires a three- to five-minute warmup for the CPU (process of elimination refined the times).*

*When I try for Basic from a cold start, I get Debug instead. I took the keyboard/CPU to Radio Shack who said they had never heard of the problem, but they installed a new CPU switch. I still have the problem.*

*I also found that I can no longer use the computer as a 16K machine without the five-minute warmup. Can you help?*

R.L.  
Bowie, MD

Do you mean to say that your 16K Model I requires a five-minute warmup before you can use it and that the repair center can't find a problem? I find that very hard to believe. If the 16K Level II doesn't immediately work when turned on then something is very wrong! It's possible that your problem is the power supply. Have you tried the unit with the expansion interface power supply?

First, disconnect everything from the CPU and reconnect the video, tape, and power supply. Turn everything on. If the computer doesn't immediately begin working correctly, proceed to step two. Test the unit with several programs to make sure it's working correctly. If everything works, you know the CPU, video, and power supply are OK.

Step 2: Switch power supplies and repeat the test. Run several programs

again. If there are problems when there weren't any before, the problem is in your outboard power supply. Similarly, if just switching the power supplies solves the problem, the former power supply was at fault. If neither power supply changes the problem, go to Step 5.

Step 3: Turn everything off, connect the expansion interface, without drives or printer attached, and turn everything back on. Test the computer. If the problem shows up, go to Step 5.

Step 4: Turn everything off and connect your disk drive to the system. Turn it back on. If the problem shows up now, the difficulty is either in the disk controller circuitry in the expansion interface, or in the disk drive. Borrow a drive from a friend and test your computer with it (get a Radio Shack drive if you can). If the problem persists, test your drive with another computer system. If the drives work with someone else's system and not with yours, the problem is probably with the expansion interface. Go to Step 5. If the drive is the problem, you'll have to complain to the people from whom you bought the drive.

Step 5: Take everything to the Radio Shack repair center and show the technician what's happening. You have something concrete to demonstrate and complain about. While the technician won't work on a non-Tandy drive, you can at least show him what you're talking about. Have him attach a Radio Shack drive and test your system. If the problem doesn't appear, then your drive is at fault; call the manufacturer.

*I need some help with my 16K Model I. I'm trying to learn how to use the Radio Shack EDTASM (26-2011), and I have a lot of questions.*

*First, how can I copy a machine-language tape? I have KBFIX, TBUG, and EDTASM which I want to duplicate, but I don't know how.*

*Second, how do I display machine code on the monitor? Basic uses the command List. What does EDTASM use?*

*Third, when I have EDTASM loaded, is it possible to go to Basic without losing my program? Typing Q takes me to Print Memory and everything bombs.*

E.B.  
Joliet, IL

You can copy tapes using TBUG, but you have to know the starting, ending, and transfer (execution) addresses for the programs you want to copy. The easiest solution is to buy a program for copying tape-based programs. There're several available—check through the advertisements in *80 Micro*.

You can't display machine code on the video unless you're using an editor/assembler or disassembler to do the work. There is no Basic command for listing machine code. In EDTASM, the command P#\* should list all the text in the EDTASM buffer to the video. The H command sends the listing to the printer.

The only other method I know of to return to Basic is to press the reset button, which returns you to the MEMORY SIZE? prompt. The B command used to do that on older versions of EDTASM. Newer versions use the Q command. In general, this doesn't save your program, since EDTASM may not actually store the machine code generated by the assembly instruction in those actual locations. What you have to do is to write the object code to tape, then load the program using the CLOAD command of Basic.

*I have a Model I disk system with a Holmes Sprinter I and Radio Shack double-density board. I bought the Radio Shack Series I Editor/Assembler and discovered that it comes with DOS 2.3B which appears incompatible with either 2.3 or 2.7DD.*

*Since I had it, I decided to try it out by compiling a source-code program from one of my Load 80 disks, but no luck. The only one that gave a clean compile wouldn't work with TRSDOS 2.7DD. Texas headquarters couldn't help.*

*Now, all I really want is to assemble listings from magazines and use those supplied on Load 80 disks. Can you suggest another assembler that might work for me?*

M.W.  
Columbus, OH

It's not your fault or EDTASM's. The Load 80 disks use the Apparat format for source code, which isn't compatible with Radio Shack's EDTASM programs. Using the EDTASM program on a Load 80 source code file results in a Parameter Error message. If

you don't get the message, the code still isn't right and won't work properly.

The April 1983 issue of *80 Micro* (Re-load 80, p. 404), has a patch that fixes this incompatibility. The April 1983 Load 80 disk also has the program. Finally, you can send a disk to *80 Micro* and they'll put the program on your disk for you.

If you still have problems, the difficulty is with your DOS. I suggest you get MULTIDOS from Cosmopolitan Electronics Corporation (5700 Plymouth Road, Ann Arbor, MI 48105, 800-392-3785, \$99.95). This DOS supports both single- and double-density, and all known types of double-density boards (Radio Shack's board is non-standard; everybody else uses the same port and addressing schemes). I think you'll find MULTIDOS to be better than TRSDOS 2.7DD, while still being simple to use and easy to learn. MULTIDOS also includes the original tape-based EDTASM patched to operate in a DOS environment. This program will read Load 80 source codes.

*I have a Model 16 with Okidata Microline 83A printer. When I use Scripsit 2.1.0, the printer prints erratically. I'm sure the printer driver used in Scripsit is the problem. Do you know of a driver designed for the Scripsit 2.1.0/Microline 83A combination?*

W.L.C.  
Ellijay, GA

I've seen several advertisements in *80 Micro* for drivers for the Scripsit. Also, in the April 1983 issue, we ran a special Feedback Loop column (p. 376) on Scripsit and printer problems. Several of the people who wrote in are now selling the drivers. Contact the companies mentioned in the April issue for drivers to match your need.

*I have a 16K Model I. I want to do several things: add memory to the keyboard, a la the Holmes Engineering IM-2, and a printer, and add disk drives.*

*My questions are:*

● *Can I install the IM-2 unit, and is that as good as Radio Shack's or other expansion units?*

● *Is there one particularly better printer than any other? My price range is around \$600.*

● *What type of drive is best for my pur-*

*poses? I don't know hard disk from stringy, from floppy.*

● *Can all this be done without an expansion interface?*

C.A.  
Phoenix, AZ

You can install the IM-2 without electronics experience; it requires no soldering. You do have to know how to follow instructions to the letter (something few people do—they seem to think instructions were sent as packing material and not something you have to read before you build something). The unit only adds memory.

The best printer for the price that I've seen is the D-92 from Data Impact Products (745 Atlantic Ave., Boston, MA 02111, 617-482-4214). It's a dot-matrix printer with correspondence and data processing modes. It's a parallel printer with optional dot-addressable graphics (\$30), tractor feed (\$50), 2K printer buffer (\$35), cut-sheet feed tray (\$45), and sound cover (\$30). I've used the printer and it performs well. It retails for \$399. Options add to the price, of course. Oh, almost forgot, it prints bidirectionally at 100 characters per second and supports 5, 6, 8.25, 10, 12, and 16.5 characters per inch with underlining, enhanced (bold face) printing, and front panel controls.

For your first drive, I suggest you get a 40-track double-density drive. Stringy floppies are miniature, endless-loop cassette tapes in a special drive. They can store almost as much information as a floppy disk, but have longer access times (anywhere from a few seconds to 15 or 20 seconds). Their advantage is that they are cheaper than conventional disk drives.

Hard disks are for mass storage of millions of bytes of information. Most hard disks require that you already have a standard floppy disk drive. If you want to buy commercial disk software, you need a standard 40-track drive. If you don't mind the inconvenience of some software being unavailable to you, you could get an 80-track drive.

To operate disk drives on your Model I requires an outboard expansion interface. There's no way to escape it; there just isn't enough room in the CPU/keyboard unit for all the electronics required for disk drives.

I don't know for sure which expansion interface is best. I've used the

LNW interface, which you can build from a kit, and had few problems (this was several years ago and there have been several improvements). I thought it was all right, but most of my friends didn't like it, although all conceded it was better than the Radio Shack Expansion Interface. According to my technical friends, the Holmes unit is well-designed and solidly built with excellent customer support. And the MicroMint Disk-80 Expansion Interface is just as well-designed.

I recommend that you select an expansion interface to fit your budget and needs. Buying the memory unit now will be a waste since you'll end up duplicating the circuitry when you buy an expansion interface for the disk drive upgrade. You should start by calling Holmes and asking them about their upgrade.

*My problem is with Scripsit 1.0. I have a two-drive 48K Model III. I prefer to keep the system disk in drive zero and save and load files on drive 1. I have TRSDOS 1.2 and 1.3, LDOS 5.1.3, and NEWDOS80 2.0.*

*First, how do I get a directory from Scripsit in these DOSes? Second, how can I convert Scripsit to work on LDOS? I tried to do it, but it didn't work. I want to use LDOS because of its spooler function.*

R.P.  
Weatherford, TX

First, Scripsit doesn't support directory examination by the user. Acorn Software has a patch program that lets you examine the directory from Scripsit, as well as providing other useful functions. If you're in LDOS, I believe that it has a mini-DOS you can invoke from within any program. This mini-DOS should allow you to examine the directory and return to Scripsit with your file intact.

LDOS requires that you patch Scripsit before you can use it. You'll have to contact the LDOS support desk for the exact patches. If you're a registered owner, you should easily get the information you need. If not, buy LDOS.

*I own a 48K two-drive Model III with Epson printer and Radio Shack High Resolution Graphics Board. The board works fine except that I can't get it to work with my printer. The printer rou-*

## FEEDBACK LOOP

time requires that you have a Tandy printer. Although the source code is listed in the manual, I know too little of Assembly-language programming to attempt to make the necessary alterations. Can you help?

J.C.  
Raleigh, NC

I'm afraid I don't know enough about it to do it myself, either. Has anyone modified the printer driver for the Radio Shack Hi-Res Graphics Board to work with an Epson printer?

Can I patch TRSDOS for a 5-milli-second stepping rate?

A.W.G.  
Goose Creek, SC

You can patch TRSDOS, but if you're using standard Radio Shack drives it won't do you much good since they won't step any faster than 30 ms. Offhand, I don't know what the patches are—does anyone have them

handy? If so, let me know and I'll print them here.

I have a problem with the storage of files on my 48K Level II Model I system which has two 40-track and two 80-track drives. I have a time-sheet program which creates a file for each client on the 80-track drives. I have 110 grants left, but zero directory space. Is it possible to amend the directory through PDRIVE, to give me more space?

Also, is it possible to software force a printer to produce only 80 columns and then carriage return instead of going to 132 columns? I want to use 8-inch paper and the printhead keeps going off the paper.

T.R.M.  
London, England

Yes, you can use PDRIVE to increase directory space. Simply assign the directory a length of two or more tracks. The DDST parameter specifies the starting track number of the directory. The DDGA parameter tells the system the length of the directory in grants. Default DDGA is two. A DDGA of three has room for 104 entries, DDGA four will hold 144, DDGA five gives 184, and DDGA six gives 224 file entries in the directory.

There is a way to restrict software listings to only 80 columns, but I think you need a special printer driver to do it. In theory, you use the Device Control Bytes in low RAM to take printer control away from the ROM and give it to your printer driver which counts the bytes sent to the printer. When it reaches the 80th byte since the last carriage return and line feed it sends a carriage return and line feed and starts counting at zero. Does anyone have a simple program to handle T.R.M.'s problem?

\*\*\*\*\*

### UPDATE

A month or so ago a question about line feeds and TRS-80 Model I's appeared. It seems that some software packages don't form feed properly with certain printers. The crux of the problem is that the original Radio Shack printer, the LP I, ignores multiple carriage returns without intervening printable text (LPRINT:LPRINT:LPRINT gives only one carriage return, LPRINT"":LPRINT"":LPRINT"" is required).

To fix later version Model I's, Tandy came up with a program called LPC that adds a patch to these later versions of Basic which makes them emulate the earliest version. Without this LPS patch, a top-of-form command (LPRINTCHR\$(12)) adds an extra carriage return/line feed each time it's executed with certain software packages.

You must load LPC before Basic in a DOS environment. LPC is available from any Radio Shack store. Ask for the LPC Driver, #700-2007.

These printers require LPC: LP III (26-1156), LP VI (26-1166), Daisy Wheel WP50 (26-1157), Qume Daisy Wheel (26-1157A), Daisy Wheel II (26-1158), and all of the DMP and DWP printers.

These printers do not need LPC: 26-1150, 26-1152, 26-1153, 26-1154, 26-1159, and the A version of the LP III (26-1156A).

These Radio Shack programs require that you use LPC: Inventory Control (26-1553), Disk Payroll (26-1556), Profile I (26-1562), and Standard and Poor's Stockpak (disk, 26-1507).

If you're using an 8-bit serial printer, these additional programs will require LPC: General Ledger (26-1552), Accounts Payable (26-1554), Accounts Receivable (26-1555), Concrete Takeoff (26-1557), Manufacturing Inventory Control (26-1559), and Fixed Asset (26-1560). ■

Terry Kepner is a freelance writer and programmer, and the vice president of Interpro. He's been writing about microcomputers since 1979.

### Frequently Needed Numbers

Radio Shack, National Parts Division  
900 East Northside Drive, Fort Worth, TX 76102, 817-870-5662.

IJG Inc.

1260 West Foothill Blvd., Upland, CA 91786, 714-946-5805.

Publisher of TRS-80 Disk and Other Mysteries (\$22.50), Microsoft Basic Decoded and Other Mysteries (\$29.95), The Custom TRS-80 and Other Mysteries (\$29.95), Basic Faster and Better (\$29.95), Machine-language Disk I/O and Other Mysteries (\$29.95), TRSDOS 2.3 Decoded and Other Mysteries (Model I) (\$29.95), How to Do It on the TRS-80 (\$29.95), and the Electric Pencil Word Processor (\$89.95).

**Model 4**  
Plus

**Model 4 64K**  
2 Tandon Drives  
RS 232

Plus

- TRS DOS 6.0
- FREE SOFTWARE  
Mailing List  
Home Budget  
Loan Amortization  
100 K in all
- FREE 6 month subscription  
"TRS 80 Microcomputer News"
- 128 K Ram Add \$49
- 120 Day Warranty

Model 4 Conversion Kits  
For Model III — \$ Call

Visa — Mastercard  
(Add 3% Handling)

**ASHLAND COMPUTER**  
(606)325-2210  
Mon. - Fri. 10 to 5 E.S.T.

\$1499.

514

# VIDEO INSTRUCTION TAPES!



THE OLD HARD WAY



THE NEW EASY WAY

TAPES NOW AVAILABLE

## STEP BY STEP INSTRUCTIONS

PICTURES ARE WORTH  
THOUSANDS OF WORDS AND SAVE  
HOURS OF FRUSTRATION

Use your VCR side by side with your computer to learn disk operating systems, how to program, and how to use programs. Your VCR along with your computer serve as your personal tutor. Pause your VCR to review and learn at your own pace.

## VHS or BETA FORMAT

### SPECIAL SALE WHILE SUPPLY LAST

Verbatim Datalife Diskettes

5 Year Warranty 5 1/4 In

Double Density Diskettes In

Plastic Storage Box

ONLY **\$25.00** BOX OF TEN

MASTERCARD — VISA and C.O.D. Orders accepted add \$3.00 per order for shipping and handling. Telephone orders taken 9:00 a.m. - 6:00 p.m. Central Time.

Specify either VHS or BETA Tape Format

C.O.D. Orders add \$3.00

DEALER INQUIRIES WELCOME

TO ORDER PHONE  
OR WRITE

## LYNN COMPUTER SERVICE

6831 West 157th Street Tinley Park, Illinois 60477

(312) 429-1915

CAT #	TOPIC	APPROX RUN TIME
DOS-1	TRSDOS 1.3 MOD 3	1 HR 30 MIN
DOS-6	TRSDOS 6.0 MOD 4	1 HR 45 MIN
DOS-3	NEWDOS 80 2.0	1 HR 45 MIN
DOS-2	DOSPLUS 3.5	1 HR 45 MIN
DOS-5	LDOS	1 HR 45 MIN
DOS-4	MULTIDOS	1 HR 45 MIN
EW-1	VISICALC	1 HR 30 MIN
WP-1	LAZY WRITER	1 HR 45 MIN
WP-2	SUPERSCRIPIT	1 HR 45 MIN
WP-3	SCRIPIT	1 HR 30 MIN
DB-1	PROFILE III PLUS	1 HR 45 MIN
DIO-3	TRSDOS 1.3 DISK I/O	1 HR 45 MIN
DIO-4	TRSDOS 6.0 DISK I/O	1 HR 45 MIN

The DIO-3 and DIO-4 Video Tapes include disk basic commands with examples. Also teaches both random and sequential disk read and write.

TAPE ABOVE ONLY **\$39.95** EACH

CAT #	TOPIC	APPROX RUN TIME
BP-1	LEARNING MODEL 3 BASIC	3 HR
BP-2	LEARNING MODEL 1 BASIC	3 HR
BP-3	LEARNING C-64 BASIC	2 HR
BP-4	LEARNING VIC-20 BASIC	2 HR
DIO-1	COMMODORE 64 DISK I/O	1 HR 45 MIN
DIO-2	VIC 20 DISK I/O	1 HR 45 MIN

TAPES ABOVE ONLY **\$49.95** EACH



VISICALC IS A TRADEMARK OF PERSONEL SOFTWARE INC. LAZY WRITER IS A TRADEMARK OF ALPHA BIT COMMUNICATION. SCRIPIT, SUPERSCRIPIT, PROFILE III PLUS AND TRSDOS ARE TRADEMARKS OF TANDY CORP. LDOS IS A TRADEMARK OF LOGICAL SYSTEMS INC. NEWDOS80 IS A TRADEMARK OF APPARAT INC. DOS PLUS IS A TRADEMARK OF MICRO-SYSTEMS SOFTWARE INC. MULTIDOS IS A TRADEMARK OF COSMOPOLITAN INC. VIC 20 AND COMMODORE 64 ARE TRADEMARKS OF COMMODORE BUSINESS MACHINES, INC.

# ★ A MAGICAL INTRODUCTION TO COMPUTING. ★

## COMPUTER CARNIVAL

has arrived, with 60 easy-to-use TRS-80 Level II BASIC programs for children of all ages. Characters like Sugar Louie and Madam Zelda will help your child expand his or her creativity and develop keyboard skills through games, puzzles, and educational quizzes.

COMPUTER CARNIVAL by Richard Ramella features:

- ★LARGE, READABLE TYPE
- ★SHORT, EASY-TO-TYPE PROGRAMS
- ★SPIRAL BINDING

To make the adventure even more enjoyable, take along CARNIVAL COMPANION, a ready-to-load cassette that lets your children spend more time playing and less time typing.



★ A WAYNE GREEN PUBLICATION

*Photocopy of coupon is acceptable for ordering*

\*TRS-80 is a trademark of the Radio Shack division of Tandy Corp.

## COMPUTER CARNIVAL

(book only) BK7389 \$16.97 COMPUTER CARNIVAL and CARNIVAL COMPANION (book and cassette) CC7389 \$24.97. Add \$2.00 shipping and handling. Dealer inquiries invited. Call TOLL-FREE 1-800-258-5473 WAYNE GREEN BOOKS, PETERBOROUGH, NH 03458

COMPUTER CARNIVAL and CARNIVAL COMPANION (book and cassette) CC7389 \$24.97

COMPUTER CARNIVAL (book only) BK7389 \$16.97

(include \$2.00 per order for shipping and handling charges)  Payment Enclosed  MC  VISA  AMEX Card # \_\_\_\_\_

Expires \_\_\_\_\_ MC Bank# \_\_\_\_\_

Signature \_\_\_\_\_

Name \_\_\_\_\_

Address \_\_\_\_\_

City \_\_\_\_\_ and State \_\_\_\_\_

Zip \_\_\_\_\_

33NB8C

UPS delivery if complete street address is provided

1981

1982

1983

## LOAD 80 CASSETTES & DISKS - Back Issues

If you have not yet ordered any Load 80 tapes or disks and wish you had, don't worry. We are now offering a "BACK ISSUE" inventory clearance. You can order nearly any Load 80 starting from September of 1982 to date. We do have limited quantities, so order early to avoid disappointment! Back issues of 80 Micro are also available. With complete documentation found in the companion magazine, you should have no difficulty loading any of the programs listed on Load 80.

Please send the following:

	Month	Year		Month	Year
Cassettes	_____	_____	Disks	_____	_____
	_____	_____		_____	_____
	_____	_____		_____	_____

### Prices

Load 80 Cassettes \$9.97 (plus \$1.50 for postage and handling)  
Load 80 Diskettes \$19.97 (plus \$1.50 for postage and handling)

*Foreign Air Mail \$1.95 per item for postage and handling*

*U.S. Funds drawn on U.S. Banks Only*

Check/Money Order  MC  AE  VISA

Name: \_\_\_\_\_

Address: \_\_\_\_\_

City: \_\_\_\_\_ State: \_\_\_\_\_ Zip: \_\_\_\_\_

Card#: \_\_\_\_\_ Exp. Date: \_\_\_\_\_

Signature: \_\_\_\_\_

*Please Allow 3-4 Weeks Delivery*

*LOAD 80 attn: Debbie Walsh • Pine Street • Peterborough, NH 03458*

11-83



# COPYCAT

Disk backup utility

Now you can have a solution to the problem of protected software backup.

COPYCAT<sup>®</sup> is the most powerful disk backup utility yet designed for the TRS-80 Computers. It will automatically make a fast, exact copy of your master disk regardless of protection schemes used including CRC errors, dual density tracks, mixed sector lengths and irregular I.D. pack.

COPYCAT<sup>®</sup> is intended for your personal use only in making backup copies for your valuable protected software.

COPYCAT<sup>®</sup> runs on a 48K, 2 disk drive TRS-80 models I,III or 4. Specify model number when ordering.

All orders are processed within 24 hrs.

Non-certified checks require (2) weeks for bank clearance

**COPYCAT<sup>®</sup> .....\$34.95**

Add \$2.00 for postage and handling.  
California residents add 6% sales tax.

**OMNISOFT RESEARCH**

2170 W. Broadway, #501A  
Anaheim, CA 92804  
(714) 772-5000

Dealers inquiries welcome

✓ 36

## XENIX MULTI-USER SOFTWARE

PACKAGES AVAILABLE FOR **TRS-80 MODEL 16**



**\$500.**  
per package

Available for TRS-80  
Model 12 & Model 11  
Single user

- General Ledger
  - Accounts Payable
  - Accounts Receivable
  - Payroll
  - Inventory / Invoicing
  - Job Costing
- (Modifications Available)

**1-214-341-9874**

THE PROGRAMMER & ASSOCIATES INC.  
10802 Forest Lane, Suite 110  
Dallas, Texas 75243

✓ 248

**MODEL 4 \$1629<sup>00</sup>**

64K 2 Disk RS232

### COMPUTERS

PC-2 POCKET	\$169.00
PC-3 POCKET	79.95
MODEL 100 8K	675.00
MODEL 100 24K	799.00
MODEL IV 16K	845.00
MODEL 16 128K 2D	4699.00
MODEL 3 to 4 UPGRADE KIT	699.00
MICRO DESIGN	
UPGRADED MODEL 4	1479.00
64K COLOR COMPUTER	300.00

### DISK DRIVES

COLOR DRIVE 0	\$310.00
COLOR DRIVE 1	230.00
5 MEG HARD DISK	1725.00
12 MEG HARD DISK	2699.00

### PRINTERS

OKIDATA 80	\$315.00	DMP-100	\$299.00
OKIDATA 82A	395.00	DMP-120	399.00
OKIDATA 83A	650.00	DMP-200	535.00
OKIDATA 84	990.00	DMP-400	999.00
OKIDATA 92	495.00	DMP-500	1159.00
OKIDATA 93	855.00	DMP-2100	1750.00
GEMINI 10X	290.00	CGP-115	199.00
GEMINI 15	409.00	P.C. PLOT	175.00

DAISY WHEEL II	\$1700.00
DWP-410	1050.00
SILVER REED	659.00

**MODEL 12**

**2 DISKS**

**\$3250.00**

ALL SOFTWARE 15% OFF

**BODEX CORP.**

224 East Main St. Marlboro Mass.

Phone 1 617 485 5115

HOURS M-Fri. 10-9/Sat. 9:30-6

or 481 1027

UPS items shipped FREE!

We can ship C.O.D.

✓ 381

TRS 80 is a trademark of Tandy Corporation

Prices subject to change without notice.  
Not responsible for typographic errors.

**E**ric Maloney, *80 Micro's* managing editor, and I were talking one day when he admitted he'd never bothered to assemble a source-code listing off Load 80. "Why," he asked, "don't we put the assembled code on Load 80?"

Sometimes good ideas are so obvious you don't see them until they bite you. There are valid reasons for including source code on Load 80, the chief of which is if you need to modify the program, you have to have the source.

But assembling a program is a time-consuming process made complicated by the number of assemblers and assembler formats available for the TRS-80. If you just want to play a game or use a utility as provided by its author, then assembling the source code is a pain. It's also intimidating to those peo-

## Introducing assembled code on Load 80

ple who use rather than program their computers. Users want to push the button and go. Makes sense to me; when I write a letter, I don't want to have to assemble Scripsit before I can compose my missive.

Load 80 disks and cassettes will now provide both the source and object code listings to our machine-language soft-

ware. The limiting factor is space. I try to provide as many of the magazine's programs as possible, and since object code takes up much less storage space on a disk or tape, it may be that some months a source-code version of a program is omitted to provide room for one or two extra executable programs.

You can determine each file's format by reading the file name's extension. As in the past, /BAS means Basic and /SRC means source code, but now you'll see more /CMD files indicating that you can execute the program as is.

To operate the specific programs, follow the directions the author provides in the magazine article. In general, however, disk users run /CMD programs by typing the file name in response to the DOS READY prompt. For example:

```
DOS READY
XXX <enter>
```

and the program runs.

You may notice that I omitted the /CMD extension. This is because the TRS-80's file name protocol defaults to /CMD. So you can get lazy when typing in the name of an executable machine-language program. You do it all the time with programs like Basic, Scripsit, and EDTASM. Conversely, you have to include /BAS or /SRC if you want the computer to find a Basic or source-code listing.

Cassette users are familiar with executable machine-language programs being referred to as "system tapes." For the most part, you'll run these programs by initializing Basic, typing SYSTEM, pressing the enter key, and entering the program's name in response to the \* prompt.

On our printed Load 80 directories (found in this column and included with the product), the comment System appears next to executable machine-language programs.

Disk users who buy the Load 80 cassette can use the TRSDOS command TAPE to load the object code into the computer and save it to disk. Your TRSDOS manual has all the details.

I feel this is a major improvement. Load 80 is your source for timely, quality software, and now you'll be able to use all of it without the hassle of assembling listings. However, if you're up for the fun of customizing your software, the source code will still be there. I'd like your opinions on this new policy. ■

Index	Page	Article	File Spec	Comments
Side A	256	Prime Mission	PRIME/BAS	Basic
	104	Bars and Stripes Forever	BARCODE/BAS	Basic
	128	Decoding Bar Codes	DEM01/BAS	Basic
	128	Decoding Bar Codes	DEM02/BAS	Basic
	128	Decoding Bar Codes	DEM03/BAS	Basic
	242	Straddle the Market	STRADDL/BAS	Basic
	140	Grafrax Art Palette	MAINART/BAS	Basic
	140	Grafrax Art Palette	TRAINART/BAS	Basic
Side B	114	Check-Out UPCs	UPC/SRC	Editor/Assembler
	204	Make Your Word(s) Count	COUNT/SRC	Editor/Assembler
	114	Check-Out UPCs	UPC/CMD	System
	140	Grafrax Art Palette	BIRDPREY/BAS	Basic
	140	Grafrax Art Palette	PMOTION/BASIC	Basic

*November 1983 Load 80 disk directory.*

Index	Page	Article	File Spec	Comments
Side A				
A			TITLE/BAS	Basic
B	256	Prime Mission	PRIME/BAS	Basic
C	104	Bars and Stripes Forever	BARCODE/BAS	Basic
D	128	Decoding Bar Codes	DEM01/BAS	Basic
E	128	Decoding Bar Codes	DEM02/BAS	Basic
F	128	Decoding Bar Codes	DEM03/BAS	Basic
G	242	Straddle the Market	STRADDL/BAS	Basic
H	140	Grafrax Art Palette	MAINART/BAS	Basic
I	140	Grafrax Art Palette	TRAINART/BAS	Basic
JEA	114	Check-Out UPCs	UPC/SRC	Editor/Assembler
KEA	204	Make Your Word(s) Count	COUNT/SRC	Editor/Assembler
Side B				
	114	Check-Out UPCs	UPC/CMD	System
M	140	Grafrax Art Palette	BIRDPREY/BAS	Basic
N	140	Grafrax Art Palette	PMOTION/BAS	Basic

*November 1983 Load 80 cassette directory.*

Is your filing system a

# BLACK HOLE?

Do you file documents, never to see them again? Do you spend hours trying to locate the right reference, report, or client record? If you do, MAP is the solution to your problems.

The MAP product line includes programs that:

- Build and edit text files
- Quickly search free-text files
- Query structured data files
- Create flexible databases

## Sample Applications

- Office filing systems
- Indexing references
- Litigation support
- Client or patient records
- Cross-referencing of research notes
- Mailing lists
- Journal abstracts
- Inventory control
- Catalogs

Prices range from \$35.00 to \$195.00.  
 Programs for TRSDOS and CP/M operating systems.  
 Send for a brochure on MAP's free-text information retrieval programs and new database management system.  
 We will include a brief explanation of our unique signature screening technique.

## SOFTSHELL Corporation

The Small Computer Specialists for Professionals  
 P.O. Box 18522, Baltimore, MD 21237

57

## DEVELOPMENT HARDWARE/SOFTWARE GTEK MODEL 7128 EPROM PROGRAMMER



- Microprocessor based intelligence for ease of use and interface. You send the data, the 7128 takes care of the rest.
- RS-232 interface and ASCII data formats make the 7128 compatible with virtually any computer with an RS-232 serial interface port.
- Auto-select baud rate.
- Use with or without handshaking. Bidirectional Xon/Xoff supported. CTS/DTR supported.
- Devices supported as of DEC 82.
 

NMOS	NMOS	CMOS	EEPROM	MPU5
2758	2508	27C16	5213	8748
2716	2516	27C32	5213H	8748H
2732	2532	2816	32816	8749
2732A	2564	27C64	48016	8741
2764	68766		12816A	8742
27128	8755			8751
27256				
- Read pin compatible ROMS also.
- Automatic use of proper program voltage based on type selected.
- Menu driven eprom type selection, no personality modules required. (40 pin devices require adapter)
- INTEL, Motorola and MCS-88. Has formats. Split facility for 16 bit data-paths. Read, program, and formatted list commands also.
- Interrupt driven type ahead, program and verify real time while sending data.
- Program single byte, block, or whole eprom.
- Intelligent diagnostics discern between eprom which is bad and one which merely needs erasing.
- Verify erasure and compare commands.
- Busy light indicates when power is being applied to program socket.
- Complete with TEXTTOOL zero insertion force socket and integral 120 VAC power supply (240 VAC/50HZ available also)
- High Performance/Cost ratio.
  - \*\*\* Model 7128 PRICE \$399.00 \*\*\*

**MODEL 7128 SOCKET ADAPTERS**  
 MODEL 481 allows programming of 8748, 8749, 8741, 8742 single chip processors. Price \$98.00

MODEL 511 allows programming the 8751. Intel's high powered single chip processor. Price \$174.00

MODEL 755 allows programming the 8755 EPROM/IO chip. Price \$135.00

MODEL 7128/24 - budget version of the 7128. Supports 24 pin parts thru 32K only. Upgradable to full 7128 capacity. Price \$289.00

Non-expandable, very low cost models available for specific devices.  
 MODEL 7128-L1 for 2716 only \$178.00  
 MODEL 7128-L2 for 2732 only \$208.00

Also available from stock:  
 Eprom Erasers UVP model DE-4 . . . \$78.00  
 Avocet Systems Cross Assemblers . . . \$200.00  
 RS-232 Cable Assemblies . . . \$25.00  
 Programmable Devices . . . . . \$3240.00  
 Complete development systems . . . \$3240.00

Post Office Box 289  
 Waveland, Mississippi 39576  
 (601) 467-8048

**GTEK INC.**

599

## COOSOL COMPUTER PRODUCTS

### COLUMBIA DATA MPC



- COLUMBIA System Includes: IBM COMPATIBLE Dual Floppies, 128K RAM, Two RS-232 Serial ports, Centronic Printer port, IBM Compatible Keyboard, Hi-Res Color Graphics Card, Green or Amber Monitor and more with \$3,000 Software bundle  
 COLUMBIA LOW TOTAL PRICE . . . . CALL

### OTHER COMPUTERS

- EAGLE II Business Computer . . . . . CALL
- EAGLE III Business Computer . . . . . CALL
- EAGLE IV Business Computer . . . . . CALL
- EAGLE 1630 Computer . . . . . CALL
- All EAGLE CPUs Includes Software Bundles
- NEC PC-8001A, PC-8012A, PC-8031A, JB-1201, PC-8023 w/Software . . . . . (NEC SYSTEM) . . . . . \$1995
- NEC PC-8800 8-BIT or 16-BIT w/Software . . . . . CALL
- NEC APC SYSTEM 16 bit . . . . . CALL
- SANYO MBC-1000 with Bundled Software . . . . . \$1595
- SANYO MPC-3000 with Bundled Software . . . . . CALL
- SANYO-NEW PC . . . . . CALL

### SOFTWARE

- STONEWARE . . . . . CALL
- SUB LOGIC—FLIGHT SIMULATOR . . . . . \$33
- VISI CORP—VISICALC . . . . . \$239
- ASTON-TATE D BASE II . . . . . \$465
- CONTINENTAL ACCOUNTING . . . . . CALL
- I U S EASY WRITER . . . . . \$89
- LOTUS . . . . . CALL
- MICRO PRO WORD STAR . . . . . \$372

### MONITORS



### COLOR RGB & OTHER MONITORS

- NEC JB-1205MA AMBER . . . . . CALL
- NEC JC-1203DH(A) Hi-Res RGB . . . . . \$599
- NEC JB-1201 Green . . . . . CALL
- AMDEK Hi-Res RGC and others . . . . . CALL
- PRINCETON GRAPHICS Hi-Res RGB . . . . . CALL
- TAXAN Hi-Res RGB and others . . . . . CALL

### MODEMS

- HAYES SMARTMODEM (300 BAUD) . . . . . \$227
- HAYES SMARTMODEM (300 & 1200) . . . . . CALL
- HAYES CHRONOGRAPH . . . . . \$199
- NOVATION J-CAT . . . . . \$120
- NOVATION 212 AUTO-CAT . . . . . CALL
- SIGNALMAN MARK I and others . . . . . CALL
- U D S Series Modems . . . . . CALL

### CARDS

- AMDEK RGB COLOR II INTERFACE . . . . . \$169
- M&R ENTERPRISES RGB INTERFACE \$69
- VIDWX VIDEOTERM CARD . . . . . \$285
- B P O 16K EPSON, OKIDATA, NEC . . . . . \$159
- WIZARD IPL . . . . . \$85
- OTHER APPLE CARDS . . . . . CALL

### PRINTERS

- EPSON FX Series . . . . . CALL
- EPSON RX-80 w/ GRAFTRAX + . . . . . CALL
- EPSON MX-100, 80, & F/T w/ GRAFTRAX + . . . . . CALL
- OKIDATA 82A . . . . . \$420
- OKIDATA 83A, 84A . . . . . CALL
- OKIDATA 92, 93, 2350, & 2410 . . . . . CALL
- NEC 3550 . . . . . CALL
- NEC 3510, 3515, 3520, 3525, & 3530 . . . . . CALL
- NEC 7710, 7715, 7720, 7725, & 7730 . . . . . CALL
- NEC PC8023A-C . . . . . \$449

### NEC PRINTERS



### OTHER PRINTERS

- BROTHERS HR-1 Serial or Parallel . . . . . \$799
- COMREX CR-1 Serial or Parallel . . . . . CALL
- DAISYWRITER 2000 w/48K Buffer . . . . . CALL
- TOSHIBA P1350-P or P1350-S . . . . . \$1649
- SILVER-REED EXP550-P or EXP550-S . . . . . CALL
- SMITH-CORONA TP-1 and others . . . . . CALL
- GEMINI 10X \$355 GEMINI 15 . . . . . \$499
- C ITOH 8510 Parallel or Serial . . . . . CALL
- C ITOH 1550 Parallel or Serial . . . . . CALL
- C ITOH F10-40 and F10-55 Parallel or Serial . . . . . CALL

**CALL 7 DAYS (800) 854-8498 Calif. (714) 545-2216**  
**COOSOL, INC., P.O. Box 2642, Costa Mesa, CA 92626-2642**  
 Computer Baron 3017 Harbor Blvd., Costa Mesa, CA 92626 (714) 979-2488

105

## Silence is Golden

The new 26-inch-wide version of Soundtrap, an acoustical printer housing, reduces noise to an average 44 dBA level for popular 136-column dot-matrix and daisy-wheel printers. This reduced noise level is equivalent to standing in a quiet hospital room.

Soundtrap features special slots for both top- and bottom-feed printers, and a tilted lid with stay-open memory hinges that let you place input documents at a comfortable viewing angle atop Soundtrap's closed lid.

Soundtrap reduces noise from office printers, including the C. Itoh Starwriter, Epson MX-100, Mannesmann Tally MT 160/180, NEC, Okidata 83A, Qume Sprint 11, Smith-Corona, Transtar 315 Color Printer, and Brother HR-15.

Soundtrap's inside dimensions are 26 inches across by 17 inches deep. Printer height limitations depend on your printer's shape and accessories.

Soundtrap lists at \$189 without a cooling fan. A \$49 option package includes electrical power-surge protection outlets, a fan, and a pilot light on/off switch. Both are sold by Trace Systems Inc., 1928 Old Middlefield Way, Mountain View, CA 94043, 800-24-TRACE.

Reader Service ✓ 553

## Inexpensive Disk Storage

Easy-View is a compact storage system for 5¼-inch disks. Made of sturdy wood-grained corrugated cardboard, it has 25 plastic slots that hold up to four disks each. The cover not only keeps the disks dust-free, but also swings back to lock the unit in a vertical position that allows easy disk access



*An inexpensive answer to disk file storage: Easy-View from Rule One.*

while you are using your computer.

When closed, the files are stackable for compact storage. Easy-View storage files cost \$9.95 each from Rule One, 5 Lawrence St., Bloomfield, NJ 07003, 201-748-6336.

Reader Service ✓ 559

## High-Resolution Graphics

Now you can use Pascal on your Model III or 4 for your graphics programs with New Classics Software's new High Resolution Graphics Package. It features set, reset, and point commands for Radio Shack's 640- by 240-pixel graphics board; line draw and erase commands; GOTO command to relocate a print location on the screen; CLR command to clear the screen; and graphics and text commands to switch between hires and lo-res screens.

The program's character

editor file lets you generate alternate character sets. It has two separate ASCII character sets built in, as well as Greek, Hebrew, Katakana, and Russian alphabets and a set of mathematical and special characters.

Three printer subroutines written in Pascal 80 are provided for the Prowriter, Centronics 739, Epson MX-80 and 100, FX-80 and 100, and RX-80 printers to print out the high-resolution graphics screens.

The entire package comes complete with sample graphics routines, Pascal turtle graphics routines, a character generator, printer routines, and demonstration programs. It sells for \$39.95 and requires Pascal 80 and Radio Shack's high-resolution graphics board. For further information, contact New Classics Software, 239 Fox Hill Road, Denville, NJ 07834, 201-625-8838.

Reader Service ✓ 581

## System Monitor

RSM3 is a machine-language monitor for the Models I, III, and 4. It has all the features of the earlier RSMII and RSM-2/2D, including the ability to dump memory in hex and ASCII, test, search, modify, verify, zero and fill memory, and so on. The symbolic dump command (Z80 disassembler) is a featured command. You can also create your own commands with the User area.

New characteristics of RSM3 include an all-new video editor so you can examine and modify both memory and disk sectors. The Model 4 version uses the 80-character screen mode for enhanced displays. Disk commands access any of four drives, and read and write both single- and double-density disks.

Controls for the video screen provide split-screen scrolling where only half the screen scrolls, allowing you to display up to 32 lines (48 on the Model 4) with some commands. You can adjust scroll speed from one to 30 lines per second.

Printers operate through either the parallel RS-232C or Trimtek's TRS232 printer ports at rates ranging from 110 to 9,600 baud. The monitor allows page length control and supports RS-232C handshaking.

RSM3 comes on a self-booting disk with a relocater so you can create over 200 different versions. It costs \$29.95 for the Model I; \$34.95 for the Model III; \$39.95 for the Model 4. Order directly from Trimtek Co., P.O. Box 5028-A, Thousand Oaks, CA 91360, 213-889-8142.

Reader Service ✓ 567


## File Transfer

TransPro is a machine-language file transfer utility

# DOES STRING COMPRESSION HAVE YOU TIED UP IN KNOTS?

## LET TRASHMAN™ CLEAN UP THE MESS!

THIS PROGRAM IS A MUST FOR EVERYONE WHO USES "BASIC" ON A TRS-80. Why? Because it can reduce BASIC's string compression time delays by 95% or more.



### WHAT'S STRING COMPRESSION?

When a BASIC program changes a string (words, names, descriptions), it moves it to a new place in memory, and leaves a hole in the old place. Eventually, all available memory gets used up and BASIC has to push the strings together to free up some space. This takes time. Lots of time. The computer stops running for seconds or minutes, and you may even think it's "crashed".

Yes! String compression is what's been causing all those intolerable delays. The keyboard won't work, and until all the strings have been collected, you just have to sit and wait. Then things run for a while, until string compression is needed again. And again.

If you're using your computer for business, that wastes your money. If you're using it personally, it wastes your time.

### WHAT'S THE SOLUTION?

As soon as you start using TRASHMAN, those delays will almost disappear. The program is **very easy to use**, so you don't have to be a computer programmer to take advantage of it. It's written in "machine language" and uses only 578 bytes of memory for itself, plus two bytes for each "string" in your program. It works with other machine language programs and all the major operating systems.

### HOW WELL DOES IT WORK?

If you use it with a BASIC program that has only a few strings, very little time is wasted in string compression, and TRASHMAN will be only slightly helpful. But, in programs that use hundreds or thousands of strings, including large string arrays, TRASHMAN is just what you need. If you have any remaining doubts, just look at the chart, and then get yourself a copy as fast as possible.

**TRASHMAN is available on disk for just \$39.95.**

### ATTENTION SOFTWARE PUBLISHERS:

Trashman may be licensed for use with your packages. Call for details.

# STRINGS	SECONDS DELAY NORMAL	SECONDS DELAY TRASHMAN	PERCENT IMPROVEMENT
250	11.8	0.7	94
500	45.8	1.6	96.5
1000	179.6	3.5	98
2000	713.2	7.8	98.9

(All timings done on TRS Model I, Model III 15% faster, but pct improvements identical. Listing of timing program available on request.)

## SAVE TIME WITH FASTER



"FASTER" speeds up most TRS-80 BASIC programs by 20-50%. It's helped hundreds of satisfied people and it can help you. Detailed instructions make it easy to use. FASTER analyses your BASIC programs while they run, then displays a simple change, usually one line, that sequences program variables so the ROM will find them faster.

You can use FASTER to speed up programs you've bought, as well as programs of your own. Since it isn't a compiler, your BASIC programs can be read and changed afterwards. FASTER works on business programs, models, and games. The more complex your program, the better the results.

Does FASTER really work? Yes! Just check the reviews in *Personal Computing*, May, 1981, p. 116: "FASTER is effective and easy to use"; *80 U.S. Journal*, April, 1982, p. 106: "I recommend FASTER to everyone"; and *80 MICRO* (April, 1982, p. 40): "If you...would like a significant increase in the run-time speed, then buy FASTER."

FASTER runs on the TRS-80 Models I and III, 16-48K tape or disk, and all major operating systems. **\$29.95**

"QUICK COMPRESS" takes only 276 bytes of memory, and removes the blanks and remarks from even the largest BASIC program in less than 3 seconds. It produces smaller, faster programs without altering their logic. **\$19.95**

**SPECIAL: FASTER and QUICK COMPRESS: \$39.95**

## ERRATIC DISK DRIVES?

You can avoid unnecessary disk errors and repair bills by using **RPM**. This easy-to-use program measures the rotational speed and fluctuations of your disk drives, and warns you if they are running too fast, too slow, or unevenly.

Incorrect or erratic speed is a common cause of unexplained disk errors and loss of data. RPM's documentation explains how to detect and correct these problems quickly and easily. As *80 MICRO* (April, 1982, page 41) said: "If your drives have problems I recommend RPM before paying to get it repaired."

RPM is supplied on diskette for the TRS-80 Models I and III. We suggest you order a copy before you need it.

**\$24.95**

**ORDER FROM YOUR LOCAL SOFTWARE DEALER, OR CALL NOW, TOLL-FREE:**

(800) 824-7888, Operator 422

**FOR ORDERS OR INFORMATION CALL:**  
(213) 764-3131, or write to us.

# PROSOFT®

Dept. G, Box 560, No. Hollywood, CA 91603

**TERMS:** We accept VISA, MasterCard, checks, or even cash. Please add \$2.00 shipping handling within U.S.A. or Canada, and \$5.00 overseas. C.O.D. charge is \$2.00 in U.S. only. We ship within one day of receiving orders. In Calif., add 6 1/2% sales tax.

for use with Radio Shack's Profile II and Profile Plus on Models II, 12, or 16. With TransPro, you can change the layout of a Profile data base by adding or deleting fields, changing field lengths, or moving fields to different segments. All existing data is then automatically moved into the new data base.

TransPro also inserts literal values into selected fields of an existing data base without changing the contents of other fields. You can also use this feature to blank out selected fields.

Priced at \$75, TransPro does not affect the operation of Profile programs, and operates on TRSDOS 2.0, 4.0, 4.1, or 4.2. It is sold by Bridgeware, 355 Government St., Roanoke, AL 36274, 205-863-4006.

Reader Service ✓ 555

## Color Plotter

The Model M260 is an eight-pen plotter developed by Strobe Inc. (897 Independence Ave., Building 5A, Mountain View, CA 94043, 415-969-5130). The plotter changes pens automatically under program control allowing unattended multi-color output on overhead transparencies or any 8½- by 11-inch paper. It offers a resolution of 500 steps per inch.

The suggested retail price of \$995 includes an Intelligent RS-232C interface that has a 1K buffer, upper- and lowercase character sets, several foreign languages, and a starter business graphics software package that lets you produce simple bar, pie, and line graphs. The graphics software runs on CP/M, MS-DOS, TRSDOS, and PC-DOS.

Reader Service ✓ 566

## For the Model 4 . . .

Below are a few products

Micro-Systems Software Inc. (4301 18 Oak Circle, Boca Raton, FL 33431, 800-327-8724) offers for the Model 4:

DOSPLUS IV is an alternative to TRSDOS 6.0. It is fully compatible with all documented TRSDOS 6.0 supervisor calls, meaning that all programs written for TRSDOS operate under DOSPLUS IV. This operating system, with some enhancements, includes all the features of TRSDOS 6.0. It supports all Model 4 hardware, including an 80-column by 24-line video display and additional RAM. It costs \$149.95.

6.0 Plus gives you some of the powerful utilities of DOSPLUS IV without having to purchase the entire operating system. It includes a disk editor, file editor, and a directory verification/repair utility. The Basic enhancements provide shorthand immediate commands and abbreviated statements to make programming easier.

The Basic enhancements take on two forms: internal and external. External programs include a multi-array machine-language sort, cross referencer, and a global search and replace utility for Basic text. Internal enhancements include label addressing, extended error messages, and an expanded Option command.

Additions to the Option command provide compatibility with Model III Disk Basic. The Input@ command gives you controlled screen formatting for attractive applications software displays. 6.0 Plus costs \$49.95.

MTERM is a smart terminal program for the

Model 4. It supports 1,200 baud as well as the more exotic 2,400- and 4,800-baud modems without requiring nulls. It features both standard ASCII and error-free direct file transmission. With MTERM you can continue to receive data while off line. You can adjust video width, turn on the printer, open the buffer, and so forth without missing any information received in the interim.

The program has easy-to-use translation tables that let it emulate many types of terminal hardware. Its dialing menu lets you auto dial any one of 10 preset numbers at the touch of a key. MTERM is priced at \$79.95.

Reader Service ✓ 560

## Become an Expert

You use Scripsit, but are you really using Scripsit to its fullest capabilities? With William Haga's book, *Using Scripsit*, you'll learn how to get the most out of Scripsit whether you are a first-time or experienced user.

Using the hands-on learning approach, *Using Scripsit* presents every Scripsit procedure step by step, telling you how to enter the

command and what effect the command has on a document when it's printed. Chapters include information on advanced editing techniques, block moves, search techniques, hyphenation, creative formatting, document filing, and using DOS commands.

The book also demystifies the header, footer, and page number functions, and discloses how to use Scripsit to edit records in data-base files.

The book includes exercises to test your skills in using program commands, examples following instructions, special boxed notices to the reader, and a common mistakes section at the end of each chapter.

*Using Scripsit*, a 320-page paperback, costs \$21.95 and is sold by Wadsworth Electronic Publishing Company (10 Davis Drive, Belmont, CA 94002, 800-831-6996).


Reader Service ✓ 558

## Filemate Data Base

Filemate is a general purpose data-base manager that creates its own file structure to meet the needs of most data handling or reporting requirements. You can tag records for logical And, Or, or Not selection for sorting and print-out. Each record accepts up to 26 tag combinations to obtain very selective sets of data.

Other Filemate features include data transfer from one file to another, merging the address list with a form letter, revise file structure without reentering data, and edit, sort, calculate, and print custom reports. Filemate stores up to 2,000 records on a 40-track disk.

Priced at \$75 for disk and manual, Filemate is available for Models I, III, and 4 with 48K and two disk drives. For further informa-



Use Scripsit to its fullest potential on your TRS-80.

# COPYART II

## WORD GRAPHICS DATA PROCESSOR

CopyArt II has earned the "Professional Software Programmers Association's Recommended Seal of Approval" Certification #1633



Columns  
Sorting  
Graphics  
Math  
Graphic Characters  
Justify/Proportional  
Super/Sub Script  
Underlining  
Change Character Size or Pitch Easily!  
Help Command  
Electric Webster Integration  
Headers/Footers  
Page Numbering  
Edit Basic Programs

DOS Commands Like Dir, Kill & Free  
Hi-Res Graphics Supported on Most Printers with Capability  
Free Mail List Program Allows Merging Names with Form Letters  
Scriptsit File Loader  
Imbed Printer Control Codes  
Block Move  
Find/Replace with Wildcard and Repeat  
Super Easy Manual & Reference Card!  
Add Graphics Easily!

### CUSTOMIZED PRINTER DRIVERS FOR

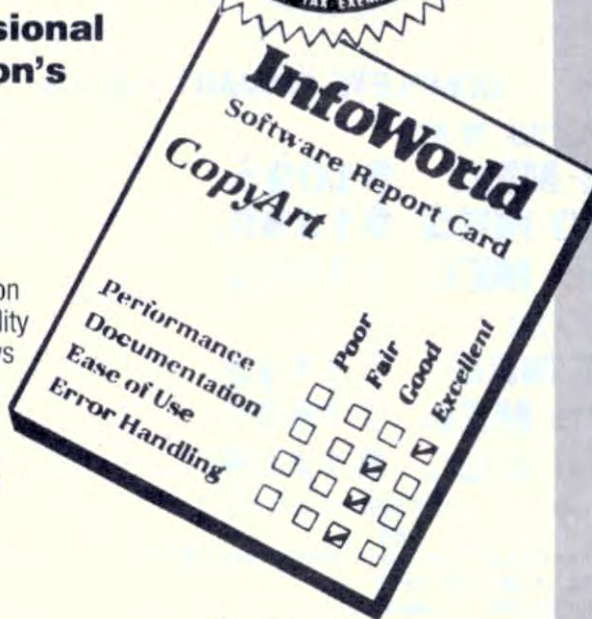
Radio Shack LP II, V, VI, VIII, DMP2100, DMP100, DMP500, DMP600, Daisy Wheel II

Epson MX-80, MX-80F/T, MX-100, FX-80 (all with or without Grafrax 80, Grafrax Plus, or Type III) Smith-Corona Daisy Wheel

Okidata 80, 82A, 83A, 84, 92, 93

Brother HR-1 Daisy Wheel

C. Itoh 8510, 1550, Prowriter Series, Starwriter F-10 series, Printmaster  
Others supported. Call if yours is not listed. Printer must have mechanical ability to do some features.



This Report Card was done for CopyArt Version One (since vastly improved to CopyArt II).

"As a word processor with integral graphics capabilities, CopyArt is fabulous!"

Dan Robinson,  
80 MICRO, Sept 82

call toll free

**800-528-1149**



# SIMUTEK

### SPECIFY PRINTER WHEN ORDERING

COPYART ..... **149.95**  
Extra printer drivers ..... **19.95**  
"ELECTRIC WEBSTER" .. **149.95**

Visa/MC/AMEX  
Check/COD

Computer Products Inc.  
4897 E. Speedway Tucson, AZ 85712  
(602) 323-9391

Hardware Requirements TRS-80 Mod I, III or IV  
48K Memory One Disk Drive/Double Density Two Disk Drives/Single Density

# COMPLETE MODEL III/IV HARD DRIVE \$1095.

## COMPLETE PRIMARY DRIVES

### MODEL III & IV

**5 MEG \$1095.**  
**10 MEG \$1395.**  
**15 MEG \$1695.**

### MODEL I & LNW


**5 MEG \$1145.**  
**10 MEG \$1445.**  
**15 MEG \$1745.**

### COMPLETE SYSTEM FEATURES

TANDON DISK DRIVES  
WESTERN DIGITAL 1002 DRIVE CONTROLLER  
ONE YEAR WARRANTY  
SWITCH SELECTABLE HOST  
POWER ONE HD POWER SUPPLY  
HD COOLING FAN  
SIZE 8-1/4"X6-1/2"X13"  
ALL DRIVES RATED AFTER FORMAT  
COMPLETE READY TO PLUG IN (JUST ADD YOUR DOS)  
SUPPORTS NEWDOS 80 V2.5, DOSPLUS 3.4f, 4.0, 3.5, IV, LDOS,  
and soon TRSDOS 6.0

## SECONDARY DRIVES

**5 MEG \$695.**  
**10 MEG \$995.**  
**15 MEG \$1295.**  
(READY TO PLUG INTO YOUR PRIMARY DRIVE)



## NEW PRODUCTS

READY FALL 83                      CALL ON AVAILABILITY  
**21 MEG TAPE BACKUP \$649.**  
Will Work on any Hard Drive System That uses DOSPLUS or NEWDOS

**MODEL 3/4 BOOT ROM \$39.95**  
ALLOWS YOU TO BOOT DIRECTLY FROM YOUR HARD DRIVE  
FOR DOSPLUS and NEWDOS SYSTEMS ONLY

**MULTIPLEXER \$995.**  
ALLOWS UP TO 4 COMPUTERS TO ACCESS A HDS HARD DRIVE  
Includes Master Control Unit and Cable / Host Adapters for externally  
connecting 2 Computers

## HARD DRIVE SPECIALIST

a division of CompuKit

455

ordering information  
We accept Visa, Mastercard, Wire Transfers, and Certified Checks for quickest  
shipping. Orders received on personal checks are held for clearance.

1-713-480-8000 order line 1-800-231-8671  
16206D Hickory Knoll, Houston, Texas 77565



# MODEL 4 DRIVE KITS \$299

## MODEL 4 STUFF MODEL 4 COMPUTERS

*all include an RS232*

No charge for shipping on any Compukit Computers  
 64K one single headed drive..... \$1495.  
 64K two single headed drives..... \$1695.  
 64K two double headed drives..... \$1895.  
 128K systems add only..... \$99.

## MODEL 4 64K UPGRADE \$62.95

prime grade pre-tested RAM with instructions

## MODEL 4 RS232 KIT \$69.95

completed and tested ready for installation

## Model I, III, 4 green phosphor antiglare CRT Kit \$89.

a complete new CRT, not a filter

## MODEL 4 DISK DRIVE UPGRADE KITS

All of the Compukit Model 4 Disk Drive Upgrade Kits contain these features that other companies usually do not provide. Switching power supplies \* Tandon disk drives \* 64K of Model 4 RAM \* Sound \* and an Easy to Use installation Manual. Requires only a screwdriver (no soldering) The no drive upgrade kit.....\$299.  
 One drive upgrade kit.....\$499.  
 Two drive upgrade kit.....\$699.  
 Two double headed drive kit..... 899.

## MODEL III to MODEL 4 UPGRADE \$750.

Converts your Model III into a Model 4 (except for Cabinet and disk drives). Includes new keyboard, 64K RAM, Sound, and free installation (required). Ship us any working Model III, even if it's not all factory equipment, and get back a Model 4, in your case.

## MODEL 4 SOUND UPGRADE \$29.95

No soldering required, Includes instructions

**COMPUKIT DOCTOR \$29.95**  
 Disk based diagnostic software package for the Model I, III, and soon the Model 4

## MODEL III DISK DRIVE UPGRADE KITS

All of the Compukit Model 3 Disk Drive Upgrade Kits contain these features that other companies usually do not provide. Switching power supplies \* Tandon disk drives \* 32K of Model III RAM \* Compukit Doctor \* and an Easy to Use installation Manual. Requires only a screwdriver (no soldering).

The no drive upgrade.....\$279.  
 One drive upgrade kit.....\$479.  
 Two drive upgrade kit.....\$679.  
 Two double headed drive kit.....\$879.

## MODEL III RS232 Kit \$69.95

completed and tested ready for installation

## TANDON DISK DRIVES

Perfect for replacement or add on drives for any 5" drive system including Model I, III, 4, COCO, IBM PC, LNW, MAX80, and many more.

Single Sided 40 track TM100-1.....\$199.  
 Double Sided 40 track TM100-2.....\$299.  
 Single case with extender.....\$59.95.  
 Dual Case with extenders.....\$89.95.  
 Two drive cable.....\$24.95.

ask for a free copy of Doctor Robert's drive Manual with the purchase of any Compukit disk drive or Kit

## TANDON THINLINE DRIVES *all fast 6MS trk-to-trk*

NEW

TM50-1 SS-40trk \$159.

TM50-2 DS-40trk \$219.

DUAL THINLINE CASE \$84.95

*new microprocessor drives*

TM55-2 DS-40trk \$249.

TM55-4 DS-80trk \$299.

## COLOR COMPUTER DRIVE 0

Complete drive 0 including case and controller card  
 \$449.00

## 64K COCO KIT \$62.95

NEW!

COCO DRIVE 0  
 \$399.

with a Tandon Thinline  
 SPECIAL INTRODUCTORY PRICE

# COMPUKIT

16206D Hickory Knoll Houston, Texas 77059

ordering information  
 We accept Visa, Mastercard, Wire Transfers, and Certified Checks for quickest shipping. Orders received on personal checks are held for clearance.

1-800-231-6671

1-713-480-6000

## NEW PRODUCTS

tion, contact Datafile Systems, 801 Welch Road, Suite 211, Palo Alto, CA 94304, 415-326-1447.

Reader Service ✓ 571

### Pocket Program

Developer is a program for the Radio Shack PC-2 that rennumbers your Basic language programs, finds references to variables and line numbers within a Basic program, deletes blocks of lines, and doubles the reserve memory of the computer.

The renumbering function handles embedded line numbers, and avoids creating problems due to memory overflow. The cross reference function finds references to variables, arrays, commands, strings, statement numbers, and special characters. The reserve memory expander doubles the number of pre-defined function keys available during development.

Sold on cassette for \$29.95, the Developer is available from PocketInfo Corp., P.O. Box 152, Beaverton, OR 97075, 503-649-8145.

Reader Service ✓ 562

### Do Two Things at Once

DoubleTalk (DBLTalk) is a machine-language terminal program designed for use with CompuServe's electronic conference feature. It provides a split screen to take the headache out of on-line conferences. The top screen shows incoming messages, the bottom screen is for composing outgoing messages. This feature lets you send and receive messages at the same time. DBLTalk also provides a large capture buffer that you can print or retransmit.

DBLTalk sells for \$15, and is compatible with



*The Surge Sponge offers your computer protection from power surges and lightning strikes.*

Models I and III with at least 16K of memory. The program is available exclusively through Softex. CompuServe subscribers who want to purchase the program may visit Softex by entering the command GO PCS-40 at any prompt in the system. DBLTalk is listed under the Terminal Software option for Model I or III.

The system downloads DBLTalk to disk if you buy the program, but you must be using CompuServe's VIDTEX Executive program in order to do so. Complete documentation of DBLTalk is sent to you through the mail, but there is enough information available on-line to use DBLTalk right away.

For further information contact Saturday Software, P.O. Box 404, Catlettsburg, KY 41129, 606-739-6774.

Reader Service ✓ 557

### Sponging It Clean

Protect your RS-232 interface from high voltage transients and lightning strikes with the Surge Sponge. It uses fast MOV devices to protect pins 2, 3,

4, 5, and 7 of the interface. Any voltage appearing on any of these pins that exceeds 27 volts is clamped to pin 1, Frame Ground. All pins of the RS-232 are wired through the Surge Sponge so that it appears transparent. It has no effect on standard RS-232 levels.

The Surge Sponge is packaged in a small plastic case measuring 2- by 2- by 1/2-inches with a male DB25 connector on one side and a female DB25 on the other. Both connectors are fitted with standard locking hardware to secure the Surge Sponge to your computer, printer, or cable. It incorporates PC board construction.

Priced at \$39.95 each, the Surge Sponge is available from Remark Datacom Inc., 4 Sycamore Drive, Woodbury, NY 11797, 516-367-3806.

Reader Service ✓ 572

### Basic Converter

Now you can convert a compressed Basic program to an expanded format with the Basic Converter from LTCAP Inc. (102 Oak Bluff Drive, Palm Harbor, FL

33563, 813-937-8209). Besides compressing Basic programs, it also adds word-space delimiters around keywords, converts all PRINT@ values to the equivalent value and position of the 80-column by 24-line position, displays all data lines during conversion, and converts all token values to the Basic keyword.

The converted program uses a minimum amount of RAM and is compatible with Model II and 12 TRSDOS. If you have a Model 4, you can use the spool, MemDisk, sound, and filter features of TRSDOS 6.0 with this program.

Available on either TRSDOS 2.3 for the Model I, or TRSDOS 1.2 or 1.3 on the Model III, the Basic Converter costs \$29.95, on disk only.

Reader Service ✓ 576

### Get Rid of Your Garbage

The Collector is an improved garbage collector for the Model I and III Disk Basic (garbage collection is the process of removing unused strings to make room for new ones). It replaces the ROM's garbage collection routine. It is this routine that sometimes causes your keyboard to lock up for seconds or minutes at a time. The Collector reduces these delays by 95 percent.

The program requires 500 bytes, plus 2 bytes for each active string. It works on both the Model I and III, and is supplied on a 35-track, single-density, Model I-formatted data disk. The Collector costs \$24.95 (\$26.45 in CA) plus \$2.50 shipping from Modular Software Associates (209 18th St., Huntington Beach, CA 92648, 714-960-6668).

Reader Service ✓ 580

## Hard-Disk Drives

PH-Associates' product line now includes the DSS hard disk drive subsystems. This series features an 85-millisecond average access speed, 5¼-inch floppy physical size compatibility, heat dissipation less than 40 watts, and 5 megabit-per-second disk transfer rate. The drives use industry-standard Seagate ST-400 series compatible drives. The DSS series comes as a complete subsystem assembled in its own chassis.

This hard disk series is designed to provide economical disk storage for those of you who don't require high performance (capacity and speed). Formatted capacities of 5, 10, and 15 megabytes are available with list prices of \$1,995, \$2,295, and \$2,695 respectively. All versions interface with the Model II and any Z80 computer and come with a 90-day warranty.

For further information on this series and their high performance Mark Series, contact PH-Associates Inc., 8720 Old Courthouse Road, Vienna, VA 22180, 703-281-5762.

Reader Service ✓ 575

## Bind Your Data

If you're like most programmers, you're probably swamped in a sea of program listings. There's no need to drown in paper, however, with Inmac's Post Binders. Made of high-quality pressboard, the binders store both 12- by 8½-inch and 15- by 11-inch hard copies. Built-in suspension hooks let you store these binders in a vertical filing cabinet for easy filing and retrieval.

The Post Binders come in a variety of color schemes, including light blue, gray, dark blue, red, and green. Packed 10 to a box, they



The Mark (left) and DDS (right) Series of hard-disk drives from PH-Associates.

cost \$25.95 from Inmac, 2465 Augustine Drive, Santa Clara, CA 95051, 800-547-5444 (US), 800-547-5447 (CA).

Reader Service ✓ 569

## Here Comes the Judge!

An inexpensive and compact ac line monitor, the Circuit Judge plugs into your 110-volt outlet and monitors your ac circuit for voltage surges. It detects surges of 300 volts or greater, high voltage in excess of 125 volts, low voltage of 100 volts or less, and power loss.

When any of these disturbances occur, the Judge triggers an LED display and stops its digital clock at the time and date of the anomaly. This lets you investigate recurring blackouts, surges, or low-voltages from different sources, like circulator pumps and circuit breakers. The Circuit Judge maintains its warning until you reset it.

Available from Digitronics (Comtec Information Systems Inc., 53 John St., Cumberland, RI 02864), the Circuit Judge costs \$129.95.

Reader Service ✓ 583

## Mail Call!

PowerMail Plus is a mass mailing system written entirely in machine language for maximum operating speed. Since you can span

disks, there is no limit on the number of names you can store. You can define up to 24 flags to incorporate into the program so that when you enter a name it is cataloged in any manner you define.

The program does not pre-allocate the entire drive, but lets you define the size of your file during initialization. The program also sorts on any 10 levels, if you so desire. It separates your flags and puts them into another file, merges files together and then separates the data you want, and performs key searches. It has improved field lengths, disk I/O, and print routines.

PowerMail has nine print

options, including printing labels or listings. You can control the print system from flag settings, letting you print file subsets. You can also reset the flags after printing in order to keep track of who has been sent a particular mailing.

The program runs in as little as a 32K one-drive environment, but 48K with dual drives is recommended. It also works on hard disk drives under LDOS, DOS-PLUS, or TRSDOS 6.0. Since it doesn't require separate versions for floppy or rigid disks, you can upgrade your system at any time without affecting your data.

Versions of PowerMail are available for the Models I/III/Max-80, Model 4, and Models II/12/16 (Z80). They retail for \$150 each, and come with complete documentation. For further information, contact PowerMail Products, 11500 Stemmons Fwy., Suite 125, Dallas, TX 75229, 214-484-2976.

Reader Service ✓ 565

## Win the Super Bowl!

All you football fans out there can hedge your bets with the new data-base and



Know the time and date of a power failure with the Circuit Judge.

# SUPER FAST!

## Z80

# DISASSEMBLER

### \$69<sup>95</sup>

- Two pass operation - generates labels at referenced locations
- Generates Zilog mnemonics
- Allows user defined labels
- Allows define byte, define word and define space directives
- COMPLETE cross-reference
- 28 page manual
- Output to console, list or disk device(s) in any combination
- Generates mnemonics for CP/M system calls
- Illegal instructions generate define byte sequence
- Start and stop at any location in file
- Source or complete listing type output

SPEED - disassembles a typical 17K .COM file, generating a 110K .Z80 file (over 10,000 lines of source) and a 52K .XRF file in less than 1 minute 45 seconds using standard bios and 8" SS/SD!

Available for Z80 CP/M and TRS-80 III

## SLR Systems

1622 North Main Street, Butler, PA 16001  
(412) 282-0864

Terms: add \$2 shipping US, others \$5. PA add 6% sales tax.  
Specify format required. Check, MO, Visa, M/C, COD accepted  
Z80, CP/M, TRS-80 TM's of Zilog, Digital Research, Tandy Corp resp

## NEW PRODUCTS

operating program developed by Eastern Computer Consulting Associates Inc. (11 Dick Drive, Worcester, MA 01609, 617-757-3131). The Pro Sports Stats program doesn't attempt to pick the winner of any game; instead, it lets you probe more than a decade of information in order to find out how any team performed against a spread under whatever criteria you choose.

Typical questions it can answer include: What is Miami's record against the spread in every game against Buffalo since 1978? What is a particular team's chance of beating the spread when playing at home after three consecutive wins against the spread?

The operating program and data base are priced at \$495. With the proper equipment, you can get weekly updates of all current data (scores, coaches, spreads, and surfaces) added to your database. The program works on any Model I, II, III, 4, 12, or 16 running on TRSDOS.

As an additional teaser, Pro Sports Stats has demonstrated an 80-90 percent accuracy rate in determining a team to beat the spread. Rah, rah!!

Reader Service ✓ 577

### Just What the Doctor Ordered

The RS-232 Analyzer lets you diagnose, monitor, and connect any device or computer that uses the RS-232 interface. The Analyzer monitors nine RS-232 signals and displays their status using bicolor LEDs. With it, you can detect and monitor inactive, high, low, and fluctuating signals.

The Analyzer has internal switches so you can easily interconnect your computer with the most common computer interfaces. It also lets you cross-wire any connection in order to connect other devices to your computer. Since the Analyzer is a plug-in adapter, you can leave it permanently wired in any circuit.

It sells for \$149.95, and comes complete with a manual containing detailed examples of how to hook up the RS-232 Analyzer with computer peripherals. For further information, contact Personal Computer Products at 1400 Coleman Ave., Suite C-18, Santa Clara, CA 95050, 408-988-0164.

Reader Service ✓ 579

### To Buy or Not To Buy

The Real Estate Activities Program (REAP) is de-

## MODEL 4 OWNERS

### CONVERT your MODEL I/III PROGRAMS TO RUN ON MODEL 4

Do you have a lot of time and money invested in Model I/III software, well now you can convert Model I/III BASIC programs to Model 4 with CONVERTR.

CONVERTR will eliminate unnecessary spaces and insert all required spaces in your BASIC programs. CONVERTR will identify lines which contain keywords not supported by Model 4. CONVERTR will identify lines and keywords which the Model 4 handles differently. CONVERTR is menu driven and includes an option to list your program and error table on your printer.

CONVERTR comes on a disk and includes an instruction booklet on How to Convert your BASIC programs.

CHECK - MONEY ORDER  
COD -  - 

CONVERTR

1 DRIVE SYSTEM - 89.00  
2 DRIVE SYSTEM - 79.00

ADEL COMPUTER MART  
DEPT 10 BOX 195 ✓356  
HARTLY, DE 19953

PHONE 5 pm-9 pm M-F  
9-5 Sat (302) 492-8463



The RS-232 Analyzer: It monitors your RS-232 interface signals.

## NEW PRODUCTS

signed to provide you, the owner or potential owner of income property, a method of investigating the effects of various actions on the property. It allows easy comparisons of the key factors influencing your decision to buy or sell, methods of financing, and methods of sale while taking into account various tax considerations.

REAP calculates the return on equity, effects of equity build-up on mortgage principle, and depreciation of real property. You can estimate the effects of financial decisions on federal income tax on ordinary income, capital gains income, and real estate income. You can also determine the effects of different disbursement methods of your property, find the amount of income tax to be reported in the year of sale, and perform tax-deferred exchange analysis.

The 35-page manual includes forms and examples of how you can use REAP for individual tax analysis, comparative investment analysis, property analysis, exchange basis analysis, and installment sale analysis. REAP costs \$39.95 and runs on both the Model I

and III. Contact BV Engineering, P.O. Box 3351, Riverside, CA 92519, 714-781-0252.


Reader Service ✓ 568

### Avoid the Surge

Your computer components can be safe from power surges and over-voltage transients with the Surge Suppressor from Computer-Mate. There are three models to choose from: Micro, Maxi, and Mini. All three solid state voltage-clamping devices you can easily implant into any three-wire duplex outlet.

The Micro Surge Suppressor has six outlets and a steady state heat dissipation at 25 C-40W. It sells for \$59.95. The Maxi model also has a steady state heat dissipation at 25 C-40W and six outlets, plus a 4½-foot power cord. It sells for \$89.50. The Mini Surge Suppressor is listed at \$97.50 and has EMI-RFI filtering to eliminate electric fuzz and noise. All three suppressors clamp normal mode voltage (line to line) and ground voltage.

You can buy the Surge Suppressors from participating dealers or directly from



Three models of ac surge suppressors from Computer-Mate.

✓ See List of Advertisers on Page 307

## MODEL 4 OWNERS

PEACHPAK 4 ACCOUNTING FOR YOUR MODEL 4

Now, for the first time, TRS-80 Model 4 owners can buy professional accounting software to run under TRSDOS 6.0. This is the Peachtree Series 4 accounting package which has been one of the most popular CP/M based accounting packages for several years. The package includes:

- \* General Ledger
  - Up to 800 accounts
  - 1000 transactions per period
  - 99 departments / optional departmental income statements
  - User defined financial statements
- \* Accounts Receivable
  - 500 Accounts
  - 700 transactions per period
  - Posts transactions to GL
  - Mixed open-item and balance-forward accounts
- \* Accounts Payable
  - 500 Vendors
  - 500 transactions per period
  - Auto or manual select of invoices to pay
  - Prints checks and detailed stubs

All three packages for just \$495.00

These packages have been adapted to TRSDOS 6.0 by Compu-Systems Software and include the standard CP/M packages with the TRSDOS 6.0 diskettes and complete documentation.

COMPU-SYSTEMS SOFTWARE  
212 Skylark Ct.  
Norman, OK 73069  
(405) - 377-8570

Call or write for brochures on these and other Compu-Systems Software products. ✓447

## FREE business software directory

- Radio Shack's Model 1, 2, 3 & 16
- CPM: Xerox, Alto...
- IBM Personal Computer & compatibles

"(DBMS) is GREAT!"

-publisher of 80-US

"(GL) superior to either the Osborne (SBSG & Taranto) or Radio Shack...MAIL-X has a greater capacity... more flexible than (R.S.)"

-columnist of 80-microcomputing

"imperceptively fast...(DBMS) is a good and reliable workhorse"

-publisher of Interface Age

Data base manager, integrated accounting package (AR, AP, GL & Payroll), inventory, word processing, and mailing list. Compare and be selective! Top-quality software at mass-production prices!



Micro Architect Inc.  
6 Great Pine Ave. Burlington, MA 01803  
617-273-5658

✓149

# ACCESS UNLIMITED



**FREE! DOSPLUS 3.4\*\***  
disk operating system  
with any Percom or  
1st Drive System  
for the Model III\*

## PERCOM™ QUALITY FOR YOUR MODEL III™

Nothing but the best for your "Model III". Percom internally mounted drive systems: including 4 drive controller with gold edge connectors, double density disk drive or drives, all hardware and cabling. A free copy of DOS Plus 3.4 is also included with every first drive purchase.

TFD 340N1 one drive single sided double-density **\$449.00**  
TFD 340N2 two drive single sided double-density **\$699.00**

## Brand Spankin' New! SALE Dual Headed Drives for the Price of Flippies!

Now you can have a "dual headed" PERCOM™ Drive System for your "Model III!"

TFD344N1 One drive dual headed double-density **\$560.00**  
TFD344N2 Two disk dual headed double-density **\$860.00**

\*completely compatible with programs existing on single sided or double sided diskettes.

## WE HAVEN'T FORGOTTEN THE MODEL I™!!

Upgrade your Model I™ to Double Density All for **\$129.95!!**

You have a good system and you just don't want to sell out to a Model III - Upgrade with the Percom Doubler II, the overwhelming favorite double density adaptor for over 2 years! Simply plug the adaptor into your expansion interface and run either single or double-density programs. Comes complete with FREE DOS Plus 3.4 but will also run with LDOS NEW DOS 80 and TRS DOS.

## PERCOM™ QUALITY FOR YOUR MODEL I™

TFD40-1 40 track single sided drive **\$275.00**  
TFD44-1 40 track dual sided drive **\$350.00**

## Percom™ Hard Disk — Quality for your System

- works with existing floppy drives Reg. from \$2495
- can be daisy-chained up to four hard disks
- DOS Plus 4.0 or LDOS included FREE** Now, From Only **\$1595.00**
- Now available for immediate delivery in 5 & 10 megabyte configuration
- Can be used for Model I\*, II\*, III\*, "Apple II" or "IBM PC" computers.

DOS + 3.4 Reg. \$159.00. Sale \$99.95

# CLOSEOUT!!!!!!

Flippy And 80 Track Drives Reduced!!!!!!  
Call For Prices — Limited Stock

## TRS-80™ MODEL 100 PORTABLE COMPUTER

"The Executive Micro Workstation"

### • Powerful Built-in Software:

- Word Processing
- Terminal Communications
- Telephone Dialer
- Applications Software
- Extended Basic
- Address Book
- Appointment Scheduler

### • Retains Memory Data When "off"

### • Self-contained Telephone Modern

With 8K ..... ONLY **\$799.00**  
With 24K ..... ONLY **\$999.00**

## PowerSOFT Software from Breeze/QSD Inc.™

One disk "BOOTS" up on either machine. At PowerSOFT, we don't believe in making a customer buy a separate version for Mod I or III. We ALWAYS include BOTH versions on the SAME disk for your maximum convenience. 80 Track versions are available on request. All titles are for Mod I or III unless specified.

PowerSOFT Product Title	Retail Price
SUPER UTILITY PLUS/3.0	\$ 79.95
SUPER UTILITY PLUS/3.0 for MAX80	\$ 99.95
INSIDE SU + /3.0 MANUAL	\$ 19.95
SU + /3.0 TECH MANUAL	\$ 14.95
INSIDE SU + /2.2z MANUAL	\$ 19.95
SU + /2.2z TECH MANUAL	\$ 14.95
"THE TOOLBOX" for LDOS	\$ 69.95
"MASTER MECHANIC SET" for LDOS	\$ 39.95
POWERDRIVERS for SuperScripts™ (printer drivers):	
POWERDRIVER/E (EPSON MX-80/100)	\$ 29.95
POWERDRIVER/P (PROWRITER)	\$ 29.95
POWERDRIVER/F (F-10 STARWRITER)	\$ 29.95
POWERMAIL	\$ 99.95
POWERMAIL PLUS* — Mod I, III, MAX80	\$150.00
POWERMAIL PLUS* — Mod II/12/16	\$150.00
POWERDRAW	\$ 39.95
POWERDOT (EPSON or PROWRITER Only)	\$ 49.95
POWERTERM Smart Terminal Pkge	\$ 29.95
DOSPLUS II Operating System	\$249.95
For Model II, 12, and 16/Z80	
SCRIPUS 3.0	\$ 39.95
THE BASIC/S COMPILER SYSTEM	\$ 49.95
MAKE/80 (Mod I or III)	\$ 19.95
SUPER UTILITY (Mod I ONLY!)	\$ 29.95
QUICK-FIX (Mod I ONLY!)	\$ 19.95

\*Coming out very soon. Please inquire for shipping date.

## BIG DISCOUNTS ON PRINTERS

NEW! Brother DX15™	Only \$ 559.00
NEW! Brother NR1A™	Only \$ 899.00
Microprism™	Only \$ 699.00
C. Itoh F10™	Only \$1495.00
Transtar 130™	Only \$ 875.00
Transtar 140™	Only \$1695.00
Okidata™	
Star Micronics™	
All Models Call for our superlow prices!	
All Models Call for our superlow prices!	

## DIABLO™ MODEL 2300 MATRIX PRINTER

Close Out Special —

• Rugged, commercial duty • 7x9 dot matrix • High Speed! 200 CPS! • Top of the line, highest quality

Reg. Retail \$2495.00 **FOR LIMITED TIME ONLY!**  
WHILE QUANTITIES LAST..... **\$999.00**

# the MICRO SHOPPING CENTER

**We have added approximately \$400,000.00 worth of brand new business and game software with more arrivals daily. Call or write for our new FREE catalog.**

## Save \$\$ on our most popular items!

Percom Data Separator (reg. \$29.95) **Now \$23.95**  
 Screens for Models I\*, II\*, III Green, Lt. Blue, Dark Blue, and Amber. Bronze for color video (reg. \$24.95)  
 Head Cleaning Kit (reg. \$29.95) **Now \$12.95**  
 Drive Numbering Tabs, pkg. 0-3 (reg. \$4.50) **Now \$19.95**  
 Flip-N-File 8" (reg. \$54.95) **Now \$ 3.95**  
 NEW Style Smoke Grey File 5 1/4", Holds 75 **Now \$28.95**  
**Now \$24.95**

**COLOR CODERS** — 5 Cases (stores 10 disks ea.) — 5 different colors **\$24.95**  
 Library Cases (holds 10) **\$ 2.95 ea.**

## MEDIA FOR LESS

### SENTINEL™ complete with hub rings & lifetime warranty!

Single sided/Single density 5 1/4" **\$18.70** bx of 10  
 Single sided/Double density 5 1/4" **\$20.70** bx of 10  
 Double sided/Double density 5 1/4" **\$27.80** bx of 10  
 Single sided/Double density 8" **\$29.70** bx of 10  
 Double sided/Double density 8" **\$38.70** bx of 10

### BUY DISKETTES IN BULK AND SAVE \$\$\$\$\$\$\$\$\$\$

**These prices good by the case only —**  
 Single sided/Single density 5 1/4" **\$179.00** case of 100  
 Single sided/Double density 5 1/4" **\$190.00** case of 100  
 Double sided/Double density 5 1/4" **\$225.00** case of 100  
 Single sided/Double density 8" **\$280.00** case of 100  
 Double sided/Double density 8" **\$340.00** case of 100

### FREE! Source™ with SIGNALMAN™ MODEM

Mark I with RS232C Interface, 0-300 baud **\$ 99.00**  
 Mark II with Atari Interface, 0-300 baud **\$ 99.00**  
 Mark III with TI Interface, 0-300 baud **\$139.00**  
 Mark VI with IBM Interface, 0-300 baud **\$279.00**  
 Mark VII with RS232C Interface & auto answ./orig. 0-300 baud **\$159.00**

**Anti-Static Mats** — Colors: Russett, Blue & Gold, Natural Brown & Golden Brown.  
 3' x 5' — Reg. \$75.60 **Sale: \$57.00**  
 4' x 6' — Reg. \$120.90 **Sale: \$91.00**  
 4' x 8' — Reg. \$161.30 **Sale: \$122.00**

### "PAGEMATE" Typing Easels — \$14.95

**SAVE on an "Arrick Quick Switch"**  
 Changes a "TRS-80" printer port or a peripheral between computers instantly and easily. Available for "RS-232" and "Centronics." Plugs included.  
**Now from \$99.95. Cables from \$26.95**

## BEAUTIFUL CUSTOM FURNITURE

**"Atlantic Cabinet" — Oak!**  
 50" Split Level Desk **\$199.95**  
 50" Personal Computer Desk **\$126.00**  
 38" Personal Computer Desk **\$105.00**  
 Matching Printer Stand **\$89.00**

**"O'Sullivan" Computer Furniture Also Available — Call For Details, Prices**

**Print Wheels & Thimbles** — From **\$8.50** each  
**Printer Ribbons** — For Centronics, Diablo, C-Itoh, Star and Epson 80, 100 From **\$5.95** each

• LIMITED TIME OFFER/LIMITED QUANTITIES •  
 • Prices subject to change without notice •

Trademark of Tandy Radio Shack Corp  
 \*\* Reg. Trademarks • Prices do not include state taxes.



**1 (800) 527-3475**



Order by phone or by mail. We accept Visa, MasterCard, cashier's checks, certified checks, and money orders. With personal checks, allow additional time for bank clearance. Your bankcard will not be charged until your order is shipped. FOR SHIPPING CHARGES: Add \$3.00 for orders under 50 lbs. Add \$5.00 for orders over 50 lbs. EXCEPT: Orders of furniture, printers and systems — call for freight charges.

Please send me a FREE catalog. I'm not ready to order at this time.  
 YES, I'm taking advantage of your Sales prices.

Name \_\_\_\_\_  
 Company Name \_\_\_\_\_  
 Address \_\_\_\_\_  
 City \_\_\_\_\_ State \_\_\_\_\_ Zip \_\_\_\_\_  
 Phone Number (\_\_\_\_) \_\_\_\_\_

Quantity	Item	Unit Price	Subtotal

Subtotal \_\_\_\_\_  
 State Sales Tax (Texas residents only) \_\_\_\_\_  
 Add handling charge (See above) \_\_\_\_\_  
 Total \_\_\_\_\_

Check one:  
 payment enclosed  Visa  MasterCard\*  
 \_\_\_\_\_

\*If MasterCard, numbers above name: \_\_\_\_\_

Expiration Date: \_\_\_\_\_ — \_\_\_\_\_

Authorized signature, if charged \_\_\_\_\_

## ACCESS UNLIMITED

DEPT. C-9/401 N. Central Expy./Richardson, Texas 75080  
 Tel. 1-800-527-3475 214/340-5366  
 214/690-0207 — Sat. and Evenings Only

Computer-Mate Inc. at 1006 Hampshire Lane, Richardson, TX 75080, 800-527-3643 (US), 800-442-4006 (TX).

Reader Service ✓ 573

### In-Memory File Manager

RAMFILE is an in-memory file management system that you call from Basic programs. It lets you manipulate information using the RAM memory of the Model I or III to efficiently store, retrieve, select, and sort data files. This frees you from developing complex string and numeric arrays, sorts, and search routines. Data can be saved to tape or disk for future use.

The cassette version sells for \$49.95; the disk version is \$59.95. RAMFILE is sold by Individual Systems Inc., P.O. Box 343, Downers Grove, IL 60515, 312-968-2337.

Reader Service ✓ 564

### Software Reference Guide

Are you looking for software, but don't know what's available? Then take a look at *Microcomputer Programs in Print*. It's a comprehensive reference guide to personal computer software that covers 2,700 programs for over 150 microcomputers.

It is completely indexed with 280 software categories for business, educational, personal, games, and systems software. A sampling of the programs include speech synthesizers, database managers, operating systems, programming aids, electronic mail, accounting, engineering, word processing, space games, and much more.

With *Programs in Print* you can compare and con-

trast programs, find out how to get software at a discount by mail-order, and who to call at more than 370 software companies for technical advice. A key allows fast searches for individual systems.

*Microcomputer Programs in Print*, a 208-page softbound book, costs \$19.95 plus \$1.50 shipping and \$.80 state tax (a total of \$22.25) from Postroad Press Inc. (P.O. Box 1212, Roanoke, VA 24006, 703-342-9797).

Reader Service ✓ 570

### Get It Done Fast

If you're in a rush, print your report or program on the DP-6500 Rapid Scribe dot-matrix printer. It prints 500 characters per second (cps) at 10 characters per inch (cpi) and 540 cps at 12 cpi. In the 80-column print mode, the Rapid Scribe prints 275 lines per minute.

Key to the high printing speeds is an 18-pin print head consisting of two vertical columns of nine print pins each. Since the two columns of print pins are adjacent to each other, you can print two identical columns of dots at one time, doubling the printing speed.

Features of the Rapid Scribe include an enhanced mode with proportional spacing or at 10, 12, 15, and 16.4 cpi at speeds up to 410 cps. The high-resolution graphics mode provides a dot resolution of either 72 or 144 dots per inch. Character sets include Swedish, Danish, German, French, Spanish, Italian, and standard U.S. ASCII.

Options include character font downloading from the host computer, alternate character fonts in PROM, and UPC and Code 39 bar codes. Rapid Scribe provides buffer storage of 4.5K bytes with an additional



The Rapid Scribe Printer: an appropriate name for Anadex's 500 cps printer.

16K bytes optional. It has both Centronics parallel and RS-232 ports for your computer system.

Available from Anadex Inc. (9825 De Soto Ave., Chatsworth, CA 91311, 213-998-8010), its suggested list price is \$2,995.

Reader Service ✓ 554

### Photograph Your Screen

Verify your game scores for the Gamer's Cafe scoreboard with Kodak's Instagraphic CRT Imaging Outfit, a quick and inexpensive way to make instant color prints of your computer screen's display. Designed with the photography neophyte in mind, the

Imaging Outfit comes complete with an Instagraphic camera with close-up lens, two packages of Instagraphic color print film, filter, Instagraphic CRT cone, an instruction manual, and brackets for adapting a 35mm single-lens reflex camera to the cone.

To take a picture, the cone, with camera attached, is placed over the screen. This eliminates any problems with ambient light and parallax, while holding the lens at the correct distance from the screen. The Kodak Wratten filter can be used to balance color for the phosphor in your video display.

When everything is ready, simply press the exposure button for a few seconds.



Kodak's inexpensive Instagraphic CRT Imaging Outfit lets you photograph images on your screen.



There's no need to set the focus or worry about the proper exposure; the Instagraphic camera does it automatically for you. You can leave the color prints on the backing, or remove them after one hour. Without the backing, the print is as thick as a conventional print and measures 3½ by 4 inches.

The Instagraphic outfit costs \$195 and is available either from Kodak dealers or directly from Kodak (343 State St., Rochester, NY 14650, 716-724-3169). Instagraphic color print film is sold in 50-exposure, five-carton packages at approximately \$55 per five-pack.

Reader Service ✓ 578

### New Tandy Printer

The Radio Shack DMP-120 is an impact dot-matrix printer capable of printing monospaced and graphics characters. It features bidirectional minimum-distance access carriage motion and software-controlled full, half, and three-quarters forward line feed. A variety of pitches are software or switch selectable, including 10, 12, and 16.7 characters per inch. Underline and elongation modes are also available.

Ideally suited to data pro-

cessing, it prints 120 characters per second and is code compatible with all other Radio Shack printers. You can use the DMP-120 with standard typewriter paper, 8½-inch roll paper, or computer fanfold forms. It prints one original and up to two carbon copies simultaneously.

Priced at \$499.95, the DMP-120 printer is available from your local Radio Shack Computer Center and participating Radio Shack stores and dealers. For further information contact Radio Shack, 1800 One Tandy Center, Fort Worth, TX 76102, 817-390-3300.

Reader Service ✓ 552

### Stack 'em Away!

Store your floppy disks neatly and safely in StorWare file/storage boxes. They are stackable, fit easily on your disk drive, and come in walnut woodgrain or black leatherette finish. Both the lid and box are double construction, joined with a double-reinforced vinyl hinge. StorWares are shipped fully assembled and include a three-position adjustable divider inside.

Available in two sizes,



*StorWare's classy disk files: They give you accessibility while protecting your disks.*

one capable of storing 75 disks and the other 150 disks. StorWare boxes cost \$9.95 and \$14.95 respectively. In addition, you can purchase an optional universal index label kit for \$2.95. It contains 56 pressure-sensitive labels and five styrene dividers. Widely used title names are preprinted on 34 of the labels, the other 22 left blank for your title choices.

Both products are sold by StorWares Inc., 1849 East 65th St., Dept. S, Cleveland, OH 44103, 800-421-4637.

Reader Service ✓ 556

### A Star is Born

WordStar, a widely used word processing program from MicroPro, now runs on LDOS for Model I and III owners. One of the first word processors, it features horizontal scrolling, columnar data insertion, automatic file backup when opening a document, and the ability to save a block of text to a file of your choice. The screen displays page number, line number, and column position plus ad-

justable levels of online help.

When printing, you can define print codes, redefine heads and footers as necessary, and set conditional page breaks (i.e., if there are fewer than so many lines on the page, start a new page).

WordStar is provided on Logical Systems' small-DOS operating system and runs on all LDOS 5.1.3 implementations, hard disk, or floppy. In addition, WordStar lets you use the LDOS K1/DVR and keyboard filters, as well as the standard printer driver and any filters.

Priced at \$395, WordStar is available from MicroPro International Corp., 33 San Pablo Ave., San Rafael, CA 94903, 415-499-1200.

Reader Service ✓ 563

### Show the World

Let everyone know how you feel about computers by wearing computer jewelry from Simplified Computer Systems Inc. (P.O. Box 3603, Nashua, NH 03061, 603-889-4068). Made from



*The DMP-120 is a fast, general-purpose, dot-matrix printer from Radio Shack.*



The perfect Christmas gift: pewter jewelry from Simplified Computer Systems.

solid pewter, SCS Computer Jewelry features the three most familiar computer components: The video display terminal, printer, and floppy disk.

Each is crafted in fine detail. The 1/2-by 7/8-inch video display piece clearly shows the two disk drives, a screen, a row of function keys, and standard and alphanumeric keyboards.

Charms cost \$6 each; tie tacks or lapel pins \$7; pendants \$8.

Reader Service ✓ 550

### Let It Hang Around with You

Tired of carrying your Model 100 under your arm? If so, then perhaps you need the Stephens MStrap. With this convenient nylon carrying handle you can hand- or shoulder-carry your Model 100 almost anywhere.

The MStrap is available in black to match the Model 100's color scheme, and its installation, which takes under five minutes, doesn't void any of Tandy's warranties.

Priced at \$12, including a lifetime guarantee, the MStrap is sold by The Donald Stephens Company, 1962 Pommel Ave., Las Vegas, NV 89119, 702-739-6113.

Reader Service ✓ 551

### Filtered Outlet

Feed your computer equipment clean and stable power with a little help from the Wire Tree, a voltage surge and noise protection device. It mounts conveniently underneath your desk or table and has four plug-in outlets. This helps you control and organize your workstation's tangle

of power cords. The Wire Tree also gives you control over the total system power with a single illuminated on/off switch.


The first of the Networx line, the Wire Tree costs \$69.95 and is sold by Networx, 203 Harrison Place, Brooklyn, NY 11237, 212-821-7555.

Reader Service ✓ 574



The Wire Tree provides your computer with clean power.

## DIFFERENT TRACK



Through the looking glass: UARCO's Acoustical Printer Enclosure silences your printer to a whisper.

### Peace and Quiet

No, it's not a microwave oven that fries your printer when you get mad. It's an acoustical printer enclosure from UARCO Computer Supplies that silences your printer's noise. The custom-fitted units are made of rugged yet lightweight metal, and are lined with sound-absorbing material. The plexiglass cover design allows normal access and operation.

You can install the enclosures in seconds without

printer modifications. Over 250 models are available to fit the major printers, including Diablo, NEC, Qume, DEC, Centronics, Radio Shack, Okidata, Epson, Tally, Ricoh printers, and more. The Acoustical Printer Enclosures are shipped fully assembled from UARCO Computer Supplies, 121 North 9th St., P.O. Box 948, DeKalb, IL 60115, 815-756-9581. Prices range from \$214 to \$520 depending on the size of the enclosure.

Reader Service ✓ 561

*New Products listings are based on information supplied in manufacturers' press releases. 80 Micro has not tested or reviewed these products and cannot guarantee any claims.*

### Computer Disk Wash

Give your computer a complete clean-up with Safe-Kit from Automation Facilities Corp. (Financial Plaza, 1st Floor, 3916 State St., Santa Barbara, CA 93105, 805-687-7040, \$68.95). Produced in a compact, refillable book format, the kit contains products to clean your computer's disk drives, screen, keyboards, and consoles.

The disk head cleaners come in 8- and 5 1/4-inch drive sizes that prevent contamination by using a disposable wet/dry action—you use a fresh disk for every cleaning operation. The system includes a Freon solvent and doesn't rely on dry abrasive action for cleaning. A conversion label is used for single-sided drives, creating no interference with head-to-pad pressure.

Products included in the kit include SafeClene, a tape-drive cleaning fluid in aerosol form; FoamClene, an anti-static cleaner for general surfaces; Safe-Clens screen cleaning packets; and cotton swabs for cleaning hard-to-reach areas. A wall chart explains the correct cleaning procedure for different computer systems.

Reader Service ✓ 582

If you guessed that a Practical Peripherals Microbuffer™ printer buffer saves time, you're right. For the way it works, this inexpensive product is the most practical addition to your microcomputer system ever.

With Microbuffer, you don't have to wait for your printer to finish before you resume using your computer. Data is received and stored at fast speeds, then released from Microbuffer's memory to your printer. This is called buffering. The more you print, the more productive it makes your workflow.

Depending on the version of Microbuffer, these buffering capacities range from a useful 8K of random access memory — big enough for 8,000 characters of storage — up to a very large 256K — enough for 256,000 characters of storage.

Practical Peripherals makes stand-alone Microbuffers for any computer and printer combi-

nation, including add-on units especially for Apple II computer and/or Epson printers. Each has different features like graphics dumps and text formatting besides its buffering capabilities. You can choose one that's just right for your system.

Best of all, they're built to last and work exactly like they're supposed to.

If you're still guessing whether you can afford to have one, talk with any computer dealer. That's the best way to find out how practical a Practical Peripherals Microbuffer is.

**PRACTICAL PERIPHERALS**

31245 La Baya Drive  
Westlake Village, CA 91362  
(213) 991-8200

# GUESS WHO HAS MICROBUFFER.™



That's what you get with the LNW80 Model 2—undoubtedly the most versatile, powerful and fully equipped microcomputer in its class today. A machine so superior in concept and design, that it will define the standards of microcomputer performance for years to come.

## VERSATILITY

The LNW80 2 performs wonders with the most complete library of software available to any microcomputer on the market today. Every LNW80 2 comes complete with this outstanding library of Business Software. **LNW SMALL BUSINESS AND PROFESSIONAL ACCOUNTING SERIES™** General Ledger, Accounts Receivable, Accounts Payable, Payroll; **ELECTRIC SPREADSHEET™**; **ELECTRIC PENCIL™** **WORDPROCESSOR**; **MICROTERM™** **MODEM PROGRAM**; **CHART EX™** **HIGH RESOLUTION BUSINESS GRAPHICS CHARTING PROGRAM**; **CP/M 2.2™**; **DOSPLUS™**; **LNW-BASIC™**; **MICROSOFT BASIC™**. In addition to a comprehensive line of LNW80 2 Software, it is also fully compatible with software from TRS80® (Models 1, 3, 4), CP/M® and Cromemco® worlds—a capability which gives you access to the most extensive and mature libraries of business, scientific, engineering and entertainment software applications. So no matter how far you expand into user applications, the LNW80 2 will expand right along with you.

## POWER

The LNW80 2 performs miracles with the computing power of 96K RAM (standard) of user memory matched with a mass storage capability which handles 5¼" floppy disks and 5¼" hard disk drives. And while the unit comes with built-in

controllers for 5¼" and 8" floppy disks (single/double sided, single/double density, up to 4.5 Megabytes capacity), the LNW80 2 also gives you the unique ability to read and write diskettes from a greater variety of other popular computers than does any other microcomputer. So regardless of how big you grow, you will never end up with thumb-twiddling down time while you expand to a more powerful system. The LNW80 2 will always have enough muscle to handle your biggest and toughest jobs.

## FULLY EQUIPPED

The LNW80 2 was developed to anticipate the needs of both expansion and compatibility. So the computer was designed with enough built-in features to keep you from having to spend a small fortune as you move down the road to higher levels of user sophistication. Standard features include high and low resolution graphics in both color and black-and-white, an asynchronous serial communication channel, and a wide variety of tape, printer, monitor and hardware expansion ports. In addition, the LNW80 2 contains an array of quality construction features that fully justify its remarkable one-year limited warranty.

So if you're looking for a microcomputer that will satisfy your performance needs as you grow and develop, take a long, hard look at the LNW80 2. It's the one microcomputer built to meet the challenges of tomorrow—for a long time to come. For more information and the name of the dealer nearest you, write or telephone:

**LNW Computers** ✓ 31  
2620 Walnut, Tustin, California 92680  
Telephone: 714/544-5744



**STATE-OF-THE-ART ENGINEERING  
STATE OF TOMORROW PERFORMANCE.**

**LNW COMPUTERS**