

80

microcomputingTM
the magazine for TRS-80* users

Which Disk Operating System Is Best for You?

80 examines competing
Disk Operating Systems
Are they worth the price?

Plus: **80 interviews:**

John Roach takes charge
at Tandy Corporation

Lew Kornfeld reflects
on 30 years at Tandy

*Trademark of Tandy Corp.




Adapter for TRS-80* computer eliminates disk read errors

Garland, Texas — Harold Mauch, president of Percom Data Company, announced that the company is marketing a simple plug-in adapter for TRS-80* computers that corrects a design deficiency in the disk controller circuit.

The problem, which causes disk read errors, has been traced to Tandy's reliance on a circuit internal to the FD1771 controller IC to perform the function of separating clock and data pulses.

As explained in the *Backgrounder*, use of the internal chip circuit for reliable data-clock separation is a design shortcut which the manufacturer of the controller IC warns against.

The Percom solution, a PC card adapter called the SEPARATOR™, eliminates the problem by substituting an explicit data separator circuit



Percom adapter fixes TRS-80* computer disk controller.

— one which has been used reliably in Percom disk controllers since 1977 — for the internal IC separator circuit.

The SEPARATOR™ is installed without modifying the host system. The user merely removes the FD1771 IC from

the host controller, installs the IC in the DIP socket on the SEPARATOR™ card, and plugs the adapter into the vacated socket of the host controller.

Percom cautions that opening the Expansion Interface of the TRS-80* computer, which is required to install the SEPARATOR™, may void the computer's limited 90-day warranty.

The SEPARATOR™, which sells for \$29.95, may be purchased from Percom dealers or ordered direct from the factory. The Percom toll-free order number is 1-800-527-1592.

Payment for mail orders may be made by certified check, cashier's check or money order, or charged to a Master Card or VISA account. Texas residents must add 5% sales tax.

Percom Mini-Disk Drives Store More, Cost Less.



Percom mini-disk drives store more data, are more reliable, yet a 40-track Percom drive costs **\$100.00 less** than a 35-track Tandy drive.

You can store over 102 Kbytes per disk on Percom TFD-100™ 40-track drives, over 197 Kbytes per disk on TFD-200™ 77-track drives. A patch — supplied free on minidiskette — upgrades TRSDOS* for operation with the newer 40- and 77-track drives.

Both TFD-100™ and TFD-200™ models are available in one-, two- and three-drive configurations.

Prices start at \$399 for a single-drive TFD-100™, \$675 for a single-drive TFD-200™. Drives are supplied with heavy-duty power supplies. Metal enclosure is finished in compatible silver enamel.

See your nearby Percom dealer or order direct by calling toll-free 1-800-527-1592.

Five-Inch Disks Store More Than Eight-Inch Disks!

Garland, Texas — June 25, 1980 — Percom Data Company has begun production of a double-density disk controller adapter for TRS-80* Model I computers.

Harold Mauch, president of Percom, made that announcement here today, saying that data storage capacity using the adapter and double-density disk operating system — which is included — can be increased to as much as 354 Kbytes per minidiskette.

By comparison, the maximum storage for larger eight-inch disk systems used with the TRS-80*

Model I computer is about 290 Kbytes.

Mauch said the PC card adapter, which plugs into the controller chip socket of the computer Expansion Interface, works equally well for either single-density or double-density storage, and users may continue to run programs under TRSDOS*, OS-80™ and other single-density operating systems with the adapter installed.

Price, for the plug-in adapter, the TRSDOS*-like double-density DOS and a utility for converting files and programs from single- to double-density format is \$219.95.

BACKGROUNDERS

CRC ERROR! TRACK LOCKED OUT!

by the Technical Staff
Percom Data Company

This problem started while we were studying an annoying problem with the TRS-80* computer. Disk drives sold by Percom are realigned and tested before shipment. We noticed, however, that some disk drives would pass the Percom inspection but just would not work reliably on the inner tracks with a TRS-80* computer. These drives were within the manufacturer's specifications, and would function perfectly on other disk systems Percom manufactures — "perfectly" here meaning more than 50 million bytes read without error!

The disk read data separation arrangement in the TRS-80* computer Expansion Interface uses an internal data separator of the FD1771 disk formatter/controller IC. Use of the FD1771 internal data separator is not recommended by Western Digital, the IC manufacturer. The following note appears on page 17 of the FD1771 data sheet:

Internal data separation may work for some applications. However, for applications requiring high data recovery reliability, WDC recommends external data separation be used.

We suspected the data separator because the problem was most severe on disk inner tracks where storage density is highest and data separation is most critical.

To prove our point, a technician breadboarded a standard Percom data separator circuit, and configured it to plug directly into the FD1771 IC socket of the TRS-80* computer controller.

When connected to the TRS-80* computer, a troublesome drive functioned perfectly! We ran a BACKUP utility many times and never got a track lock-out. Before we added the external data separator circuit to the computer, this same drive would always lock out tracks, and would have difficulty reading from the inner (higher number) tracks.

The Percom data separator circuit fixes the mini-disk controller of the TRS-80* computer. The type of drives being used is irrelevant; the circuit eliminates disk read errors resulting from the inability of the Tandy controller design to reliably separate clock and data signals when reading high density inner tracks.

PRICES AND SPECIFICATIONS SUBJECT TO CHANGE WITHOUT NOTICE.

PERCOM DATA COMPANY, INC. 211 N. Kirby Street Garland, Texas 75042 (214) 272-3421

TRS-80* Model I Computer Owners . . .




Double-density storage. It's really here!

Here at Percom. And your authorized Percom dealers.

And double-density storage is here in a big way. Because now you can choose from *three different levels* of mini-disk systems — all *double-density rated*.

And get the storage that precisely meets your application needs.

Not to mention the service and quality that's made Percom the industry leader.



Although rated for double-density operation, all levels of Percom drives *work equally well in single-density applications*.

You can operate these drives in ordinary single-density format using TRSDOS*, Percom OS-80™ or any other single-density operating system.

Or, you can add a Percom DOUBLER™ to your Tandy Expansion Interface and store data and programs in *either single- or double-density format*.

Under double-density operation, you can store as much as *350 Kbytes* of formatted data — depending on the drive model — on one side of a five-inch minidiskette. That's *four times* the capacity of standard 35-track Model I mini-disks, almost 100 Kbytes *more than* the capacity of the *eight-inch IBM 3740 format!*

Available in 1-, 2- and 3-drive configurations in all three model lines, Percom *burned-in, fully-tested* drives start at only \$399.

TFD-40™ Drives



TFD-40 Drives store 180 Kbytes (double-density) or 102 Kbytes (single-density) of **formatted** data on one side of a 40-track minidiskette. Although economically priced, TFD-40 drives receive the same full Percom quality control measures as TFD-100 and TFD-200 drives.

TFD-100™ Drives



TFD-100 drives are "flippy" drives. You store twice the data per minidiskette by using both sides of the disk. TFD-100 drives store 180 Kbytes (double-density) or 102 Kbytes (single-density) **per side**. Under double-density operation, you can store a 70-page document on one minidiskette.

TFD-200™ Drives



TFD-200 drives store 350 Kbytes (double-density) or 197 Kbytes (single-density) on one side of a minidiskette. By comparison, 3740-formatted eight-inch disks store only 256 Kbytes. Enormous on-line storage capacity in a 5" drive, plus proven Percom reliability. That's what you get in a TFD-200.



The DOUBLER™ — This proprietary adapter for the TRS-80* Model I computer packs approximately twice the data on a disk track.

Depending on the type of drive, you can store up to four times as much data — 350 Kbytes — on one side of a minidiskette as you can store using a Tandy standard Model I computer drive.

Easy to install, the DOUBLER merely plugs into the disk controller chip socket of your Expansion Interface. No rewiring. No trace cutting.

And because the DOUBLER reads, writes and formats *either* single- or double-density disks, you can continue to run all of your single-density software, then switch to double-density operation at any convenient time.

Included with the PC card adapter is a TRSDOS*-compatible double-density disk operating system, called DBLDOS™, plus a CONVERT utility that converts files and programs from single- to double-density or double- to single-density format.

Each DOUBLER also includes an on-card high-performance *data separator circuit* which ensures reliable disk read operation.

The DOUBLER works with standard 35-, 40-, 77- and 80-track drives rated for double-density operation.

Note. Opening the Expansion Interface to install the DOUBLER may void Tandy's limited 90-day warranty.

Free software patch with drive purchase. This software patch, called PATCH PAK™, upgrades TRSDOS* for single-density operation with improved 40- and 77-track drives.

Quality Percom products are available at authorized dealers. Call toll free 1-800-527-1592 for the address of your nearest dealer or to order directly from Percom. In Canada call 519-824-7041.

PERCOM

™ trademark of Percom Data Company, Inc.

Prices and specifications subject to change without notice.

✓ 408 PERCOM DATA COMPANY, INC.
211 N. KIRBY • GARLAND TX • 75042

mark of Tandy Radio Shack Corporation which has no relationship to Percom Data Company.

(214) 272-3421

80 Contents

PUBLISHER
Wayne Green

EXECUTIVE VICE PRESIDENT
Sherry Smythe

CORPORATE CONTROLLER
Charles Garniss, Jr.

ASSOCIATE PUBLISHER
Edward Ferman

ASSISTANT PUBLISHER
Jeff DeTray

ADVERTISING MANAGER
Kevin Rushalko

CIRCULATION MANAGER
(603) 924-7296
Debra Boudrieau

BULK SALES MANAGER
Ginny Boudrieau

ADVERTISING SALES
(603) 924-7138
Penny Brooks
John Gancarz


Manuscripts are welcome at *80 Microcomputing*, we will consider publication of any TRS-80 oriented material. Guidelines for budding authors are available, please send a self-addressed envelope and ask for "How to Write for *80 Microcomputing*." Entire contents copyright 1981 by 1001001 Inc. No part of this publication may be reprinted, or reproduced by any means, without prior written permission from the publisher. All programs are published for personal use only. All rights reserved.

80 Microcomputing (ISSN -0199-6789) is published monthly by 1001001 Inc., 80 Pine St., Peterborough NH 03458. Phone: 603-924-3873. Subscription rates in U.S. are \$18 for one year and \$45 for three years. In Canada, \$20—one year only, U.S. funds. Canadian distributor: Micro Distributing, 409 Queen St. West, Toronto, Ontario, Canada M5V 2A5. Foreign subscriptions (surface mail), \$28—one year only, U.S. funds. Foreign subscriptions (air mail), \$60—one year only, U.S. funds. In Europe contact Monika Nedela, Markstr. 3, D-7778 Markdorf, W. Germany. In South Africa contact *80 Microcomputing*, P.O. Box 782815, Sandton, South Africa 2146. Australian Distributor: Electronic Concepts, Attention: Rudi Hoess, 55 Clarence Street, Sidney 2000, Australia. All U.S. subscription correspondence should be addressed to *80 Microcomputing*, Subscription Department, P.O. Box 981, Farmingdale, NY 11737. Please include your address label with any correspondence. Postmaster: Send form -3579 to *80 Microcomputing*, Subscription Services, P.O. Box 981, Farmingdale, NY 11737.

The Disk DOSSier Page 68

by Jake Commander

Commander grabs DOS by the disks, turns it over and shakes it out. If you've been wondering what is behind those mysterious three letters, this article will shed some light on the subject.



DOS Talk by Stewart E. Fason and John Burgan Page 74

A successful businessman and a serious bugfinder team up in this DOS review to help you make an intelligent choice among them.

80 Interviews: Lew Kornfeld and John Roach by Nancy Robertson

In this matched set of interviews, Robertson gets some inside info on personality, Radio Shack and what to expect in the future.



Income Averaging—1980 Page 136


by Margaret M. Grothman, CPA

Had a big raise lately? Changed jobs for more money? If you're not satisfied with the looks of your income tax return, fire up your 80 and take a look at this program for income averaging.

Micro-Basketball Page 118

by Charles E. Weindorf

Who needs the NBA when you've got this game? You and your friends will forego the games on the tube and fire up this gem instead.



REGULAR

- | | | | | | |
|----|-------------------|---------------------|----|-----------------|--------------------|
| 7 | Remarks | Wayne Green | 36 | 80 Accountant | Michael Tannenbaum |
| 10 | Inside 80 | Ed Juge | 40 | 80 Applications | Dennis Kitz |
| 12 | 80 Input | | 45 | Education 80 | Earl R. Savage |
| 18 | Reviews | | 48 | News | |
| 28 | The Assembly Line | William Barden, Jr. | 57 | New Products | |

COMING NEXT MONTH

The April issue of *80* will be packed with graphics. Bob Boothe describes how you can create a surprising display of high resolution math graphics with some very brief programs. In that same issue, he'll be starting an extraordinary series for *80* on straight line graphics.

80's second high resolution solution is from authors Dennis Murray and Paul Fowler. In the first of their two-part series, you'll learn how to assemble a high-density high resolution graphics board.

APPLICATIONS

- 152 **By Appointment Only** Never sure where you are? Here's help. *David D. Busch*
174 **Line Up!** Bring your 80 to the grocery and never stand in line again. *John Anderson*
192 **Letter Counter** Searching for something to be curious about? *Walter Atkins, Jr., PhD.*
230 **80 Appliance Control** Wire up and take off. *Cass Lewart*
274 **Shoplist** Use your 80 as a pantry. *Hal Smith*

BUSINESS

- 200 **Mind Your Own Business** And never mind the math. *Gregory R. Glau*
240 **The Loan Wrangler** Know what you're getting into. *Garth Jensen*

GAME

- 278 **Compukala** For the modern cave dweller. *Peter K. Moller*

GENERAL

- 62 **Badinage and Discipline** Pennington takes a reader to task. *Harv Pennington*
154 **Computer Cantos** Anyone own a Dickinson or a Browning? *Ward D. Griffiths, III*
196 **Just a Matter of Time** Looking for an excuse to buy an 80? *David Busch*
216 **Between the Lines** Things your manual never told you. *Robert McTernan*
244 **The Shadow Knows** 80 legend and lore. *John L. Romkey*
248 **OPINION = PEEK(Mail)** Letter to Radio Shack. *Jim Glosser*
250 **Disk to Tape** Get that cassette back out of the closet. *Robert J. Hocking*
272 **Short and Sweet** Lessons in worthwhile quickies. *Chris Gundlach*

HARDWARE

- 214 **See No Evil** This LED display keeps the video garbage out of your way. *Robert Macre*
252 **Switched-on CLOAD** Play without plugging. *John E. Bickel*

HOME

- 219 **Watt's It All About?** Kick back at the electric company. *Don Hubert*

REVIEW

- 206 **B17** The reviewer *bought* his complimentary copy! *Stewart E. Fason*

STYLE

- 209 **Better Documentation** Take the mystery out of your programs. *George C. Ferber*

TUTORIAL

- 92 **Into the 80's** The last installment. *Ian R. Sinclair*
104 **Do Not Enter** Part two of an educational series. *Jerome Weintraub*
178 **Doing Two Things at Once** Teach your 80 to chew gum and walk at the same time.
Buzz Gorsky
186 **Wild Glitch Hunting** Wilderness lore you'll need to find one. *John Warren*

UTILITY

- 160 **No Forwarding Address** Program locks. *Bertram A. Thiel*
168 **El Cheapo Packer** Smash that soft stuff down. *Greg Browne*
180 **Find it Fast!** There's a variable loose in your BASIC. *James Yowell Yelvington*
191 **Single-drive File Copy** How to get two for the price of one. *Buzz Gorsky*
210 **Babydub** Wandering into cassettes, he comes out with the goods.
Dennis Bathory Kitsz
222 **Scrip Patch** How to get there from here. *Daniel B. Allred*
225 **Constant Alternatives** Put something old in your BASIC. *Evan C. Hand, Sr.*
232 **The Pauper's Processor** When ya' ain't got the bucks. *Gary L. Osburn*
236 **Where Have All the GOTOs Gone?** Find 'em when you need 'em. *Hubert C. Borrmann*
247 **EZ Wider** Roll those characters across the page any width you'd like.
Milan D. Chepko, M.D.
256 **Speedy Renumberer** Make those numbers dance. *Robert J. Dowd*
270 **KBEEFIX Revisited** For those on disks. *Darell R. Whitehead*

PUBLISHER/EDITOR

Wayne Green

MANAGING EDITOR

Michael Comendul

TECHNICAL CONSULTANT

Jake Commander

PRODUCTION EDITOR

Clare McCarthy

NEWS EDITOR

Nancy Robertson

REVIEW EDITOR

Pamela Petrakos

ASST. TECHNICAL EDITOR

Chris Brown

ASSISTANT EDITORS

Chris Crocker

Debra Marshall

TECHNICAL CONTRIBUTING EDITOR

Dennis Kitsz

EDITORIAL ADMINISTRATION

Cresca Clyne

Pat Graham

Nancy Noyd

DESIGN ASSOCIATE

Diana Shonk

MANUFACTURING MANAGER

Noel Ray Self

PRODUCTION MANAGER

Nancy Salmon

ASST. PRODUCTION MANAGER

Michael Murphy

AD GRAPHICS MANAGER

Robert Drew

AD COORDINATOR

Sue Symonds

ADVERTISING PRODUCTION

Steve Baldwin, Bruce Hedin, Maryann Metivier, Dion Owens

PRODUCTION DEPT.

Joan Ahern, William Anderson Jr., Linda Drew, Bob Dukette, Kenneth Jackson, Ross Kenyon, Theresa Ostebo, Jane Preston, Patrice Scribner, Thomas Villeneuve

PHOTOGRAPHY

William Heydolph, Terrie Anderson, Bill Sutfenfield

TYPESETTING

Barbara Latti, Sara Bedell, Michele Desrocher, Luann Keddy, Mary Kinzel, Linda Locke, Karen Podzycki

MODEL III FOR \$320.00

Yes, double density is here! Two 40 track drives give you 368K of storage. And if that's not enough, four 80 track drives will give you 1.4 megabytes of on line storage. All this with the added speed of double density operation, not to mention 80% more storage per diskette.

No loss of your software library or conversion of your single density diskettes is necessary. DOSPLUS 3.1D reacts to the diskette. It will read single or double density with equal ease. It is not JUST a double density operating system, it is a double AND single density system. It is the first of it's kind. No one can offer you what we can! To change a disk to double density you need only format a double density disk, and then ONE command (TRANSFER), will bring over all your files. Very simple to use, but not necessary, because DOSPLUS will read them as they are now. Just insert single density diskettes and run (with our operating system). The machine will know what you are doing without having to be told ANYTHING!

If you want your computer to **chain functions**, then you need DOSPLUS 3.1D (for example, from powerup you could have your machine call another computer, scan a data base for appointments, recording any that appear on your printer; and then load in our new BASIC, setting files and mem/size, and start your program so your secretary can go right to work). With our BUILD, DO and AUTO, all of the preceding would be child's play. By the way, you could have also set the time and date, looked at the directory of all your drives as well as checked the free space map (which tells you not only how much space you have on a diskette, but also where it is and what it is used for) DOSPLUS is a truly intelligent, easy to use operating system that gives you all your computer is capable of delivering.

You probably guessed that for \$320.00 what we are doing is turning your Model I into a Model III. It's so easy **anyone can do it in 10 minutes!** Why spend \$2,500.00 for a Model III when you can get the same computing power, with our kit, and NO SOFTWARE CONVERSION, for only \$320.00. Don't throw away your Model I, let us expand it! Move up to the world of double density.

You will reap the benefits of our **error-free software**. No miracles, just plain hard work and a lot of testing by experts and novices alike. Test us and judge yourself. We guarantee you will be 100% satisfied. If you are the first to find a legitimate "BUG" in our software you will be rewarded with a brand new \$100 dollar bill.

Your systems disk will come complete with an all new single/double density disk editor called DISKZAP, and a BASIC program compressor called CRUNCH. Also included is PURGE, a utility to make the mass removal of unwanted files from a diskette easy, and RESTORE, a program that makes recovering a dead file as easy as typing in a command line. TRANSFER is just as it sounds, a program that moves all files (except systems) from one diskette to another. Single density to double or vice versa. CLEARFILE is used to zero data files on a diskette for a "clean slate". DISKDUMP is a new machine language sector display/modify program that works with filespecs instead of tracks and sectors. Used in conjunction with DISKZAP, you will have more disk editing power than ever before, with less frustration than was ever thought possible.

You will now be able to use all your **DOS commands from our new BASIC** with the CMD feature. And how about variable length records that really work, first time, EVERY time! This will allow you to use the ISAM programming technique for vastly improved handling of large data bases and lightning speed unheard of in BASIC. (ISAM stands for Indexed Sequential Access Method).

If inflated computing power without an inflated price tag is what you're after, contact us at the address below.

**Micro Systems
SOFTWARE INC.** ✓384
Specializing in the Tandy Line



(305) 983-3390

5846 Funston Street
Hollywood, FL 33023

CALL TOLL FREE FOR FAST SERVICE
(800) 824-7888, OPERATOR 193
FOR VISA/MASTERCHARGE/C.O.D. ORDERS
California dial (800) 852-7777, Operator 193
Alaska and Hawaii dial (800) 824-7919, Operator 193
TOLL FREE LINES WILL ACCEPT ORDERS ONLY!
For Applications and Technical information, call
(305) 983-3390 or drop us a card.



Dealers inquiries invited

80 REMARKS

by Wayne Green

"Despite the claims by some other manufacturers, market surveys still show Radio Shack with more than 50 percent of the total domestic microcomputer market."

Greener Pastures

In my travels I make it a point to drop in and talk with as many computer store managers as I can. One of the things which I've learned from these visits is that a great many store owners have not yet adapted to the TRS-80. There is still a level of anger and frustration over the system, obviously borne of its being the almost exclusive territory of Radio Shack. It is in these environments that the term "Trash 80" is most heard.

Even a short visit to a computer store is likely to convince the newcomer to computing that he is indeed facing experts, and, thus, there is a tendency to believe this Trash 80 nonsense. It's sour grapes and nothing else. The TRS-80 system has no more faults than any of the others on the market, and it has a lot of benefits the others don't have.

Despite the claims by some other manufacturers, market surveys still show Radio Shack with more than 50 percent of the total domestic microcomputer market. Yes, there are more TRS-80 systems than all others combined! This has resulted in some powerful benefits to TRS-80 owners. For instance, as I've written before, there are perhaps twenty times as many programs available for the TRS-80 and, sadly for other systems, they are far better.

Add to that the growing wealth of supporting accessories and, even more important, the enormous amount of available information about the system, and you have a package that is not matchable by any other manufacturer.

For all of its faults, Radio Shack seems to be providing far greater service support for their system than any other manufacturer has been able to organize. Service is of critical importance for business applications. We may be able to make do without our system for home use and even for school use, but when the office system stops, so does the office. It's there that we need service measured in hours rather than days, and Radio Shack is gearing up for this.

While Radio Shack's efforts to supply

its own software have been somewhat bungled, their approach is still more enlightened than most of the other firms. The general approach of most manufacturers is to make the hardware and let the dealers and users worry about the programs. Harking back to the recent dark ages of maxi and minicomputers, manufacturers are apparently unaware that micros are different and that it is not going to be practical for a million owners of a system to join user groups and swap programs.

I have personally talked with the software acquisition managers of every major American microcomputer firm, and, with the exception of Texas Instruments, they are all of the same mind: User groups worked for DEC (Digital Equipment Corp.),

What I'm saying is this: When you find your mind wandering at a computer store and you're thinking of swapping your TRS-80 for some "better" system, think again.

In Peterborough, we are using TRS systems for much of our business work. We use them for tracking Instant Software programs. We use them for mailing lists. We use them for some bookkeeping functions. We use them for word processing and article indexing.

Computer stores have their good aspects, so don't let their anger at the TRS-80 get you down. ■

Invest in Yourself

The need of this magazine for articles and the microcomputer industry's need for software are needs that you can exploit.

TRS-80 owners (and prospective owners) want to know everything possible about their systems. Any programs you've developed which might benefit them—improvements on existing programs, operating systems, utilities, diagnostics—will let our readers get more out of their computer.

Readers want to know when you've found a particularly good program. They want to know about any hardware accessories which are good. They need

ideas on using their systems. They want to know about each new item Radio Shack releases.

Businessmen want to know if you've put a TRS-80 into a business application with success. They want to read, in English, what you used, where you got it, how it worked, what problems you had, how you surmounted them, and what it costs you.

Educators want to know about microcomputers in school, either for administrative applications or teaching. They want to know everything you can tell them about how to use computers best with the students. They want to know what software you used, what you developed.

The recently released Radio Shack color system and the pocket computer both need to be supported with information. Can the TRS-80-PC actually be used by a businessman? Have you modified any of the regular TRS-80 programs to run on this tiny computer? Have you written some application programs?

Matsushita, through their Panasonic and Quasar distributors, have been showing a computer very similar to the TRS-80-PC, but with expansion memory, a modem and even a printer attachment. How about you developing such a system around the PC and writing it up for us? That Sharp Memowriter should interface to the PC to provide a printer for the computer. Then, perhaps we could use one of the midsize television sets as a better screen for the system so we can write several lines, provided you find a character generator which will do the job. Will the new Panasonic liquid crystal television make a usable screen for the pocket computer?

Programming

The other aspect of the writing field, which is developing rapidly, is program writing. The need for good programs is endless, and you have a decided advantage over the hardware folk in that most programs, once written, are good for a long time. Hardware may come and go, but good programs continue on.

A good program can be converted for use on just about any microcomputer and can be translated for use in any country. The main trick is to develop the expertise

in this aspect of computing. Then, practice your skills and establish your name.

There are plenty of books, supplemented by fine articles, which will teach you just about everything there is to know about programming. Your next step is to sit down and use the tools you have been given to produce programs. This is more of an art than a science, with some people taking to it naturally, turning out programs of genius, while others turn into plodders, who turn out useful, if uninspired, programs.

What kind of programs are needed? This list is endless. Every type of business has a need for programs to tackle the problems in that particular industry. It is a waste of time to start plugging at a bookkeeping system at this late date unless your expertise gives you some special insight into such a program.

Hundreds, perhaps thousands, of programmers have written specific applications, often in conjunction with a local computer store, without it ever occurring to them that there might be several thousand other businessmen who could use the program if it were brushed up a bit,

made easier to use and published.

These are the very programs which computer stores all over the country desperately need to attract business clientele.

What do you have to do to make a program commercially salable? Well, once you have a program which fills a business need, the next step is to make that program as easy to use as possible. Put in defaults so the program doesn't dump when a wrong key is pushed. Locate it in memory so it will work with the various operating systems, disks, with cassettes and fast loaders. Write up as complete a manual of instructions as you can. Make it self-prompting so the instructions are only a support. Remember, some people have to be retrained after every coffee break. ■

Tandy Overseas

In the U.S. the people at Instant Software find that the primary demand is for TRS-80 programs, even in stores which do not sell the system. The Apple and Commodore programs just do not sell as well,

by a wide margin. Overseas, it is a different story. There, Instant Software not only translates programs into the local language, but also converts them to run on the Commodore or Apple systems, which sell far better than the Tandy.

Recently a dealer in Iceland pointed out that he had been unable to get the TRS-80 and so was settling for the PMC (Personal Micro Computer, Inc.) instead. This is fine with us since TRS-80 software runs fine on the PMC. Iceland is a small country, so perhaps these sales will make little difference to Tandy. Yet, this seems to be a pattern rather than an isolated situation, and one wonders about the foreign sales management at Tandy.

In Italy the first systems being pushed were the Southwest Tech. A lack of support sidetracked these sales and Commodore stepped in, with Apple right behind. Radio Shack? Negligible. Indeed, the reports from the publishers of most of the European microcomputer magazines are very critical of Tandy and their European management. The result has been that the top selling systems in Europe are the Commodore and then the Apple. ■

If you have an Apple, Pet or TRS-80 microcomputer,* you can have fantasy at your fingertips with Epyx computer games from Automated Simulations.

Like me, you're probably really into games, all sorts of games. But an Epyx game is more than a game — it's an experience, and it's a chance to use your computer for something other than work. The great thing about Epyx games is that you have a choice. Whether you're a beginner or an expert, you can find games that are easy to learn. Challenging. Fun to play for twenty minutes or

hours at a time. You can play these games over and over, because you're constantly trying new tactics and strategies.


I've already entered and re-entered a world of monsters and misfits, demons and dwarves, trials, tribulations and treasures with a game called "Temple of Apshai." Now it's my chance to have fun with three more games from Automated Simulations... and I can save money, too!

With "Datestones of Ryn" and "Morloc's Tower," I get to escape from booby-trapped mazes, find more treasures and zap more monsters. And with "Rescue at Rigel," I get to outwit the nasty High Tollah and free 10 prisoners.

Automated Simulations has a special offer on "Datestones of Ryn," "Morloc's Tower" and "Rescue at Rigel." Buy all three for just \$49.95, a \$70.00 value. This offer is available for a limited time only, so don't wait to be a hero. See your local dealer today. Or you can order these games by phone. Dial (800) 824-7888, operator 861. In California, (800) 852-7777, operator 861.

*Available on disk for 48K Apple with Applesoft, 32K TRS-80, and 32K Pet/CBM.

**"I can rescue ten prisoners
slay a mad wizard, retrieve
stolen treasure and save
money. So
can you!"**



WHY TAKE A CHANCE WITH YOUR ADVERTISING?

The board game board features several tiles and a risk meter:

- RISK METER:** A vertical bar on the right side of the board, labeled "RISK", with a pink indicator showing a level of risk.
- FILE BOX:** A blue tile with an illustration of a file box, labeled "FILE BOX".
- DATALIFE™ DRIVE:** A yellow tile with the text "DATALIFE™ DRIVE" and "COST \$26.95".
- PLAIN JANE™ PARK:** A yellow tile with the text "PLAIN JANE™ PARK" and "COST \$21.95".
- PROPERTY TAX:** A black tile with a white circle and a vertical bar, labeled "PROPERTY TAX" and "PAY \$200".
- AIDS-III™ AVENUE:** A blue tile with the text "AIDS-III™ AVENUE" and "COST \$69.95".
- CALCS-III™ COURT:** A blue tile with the text "CALCS-III™ COURT" and "COST \$24.95".
- COLLECT \$20,000 WHEN YOU SELL:** A large pink tile with the text "COLLECT \$20,000 WHEN YOU SELL" and three pink arrows pointing left.

At the top of the board, the word "RISK" is written in a curved path of small dots. In the center, two dice are shown rolling.

YOU DON'T TREAT YOUR BUSINESS LIKE A GAME . . .

And neither do we. META MEDIA can help you reach your market more effectively and for less money than you may think you have to spend. Business is risky enough. Why not deal with people who understand products for small computers and how to sell them. You have a lot at stake . . . time, money, your future. Why roll the dice? ~219

Meta Media Productions, Inc.

26111 Brush Avenue Euclid, Ohio 44132

(216) 289-1100

We Accept: VISA/MasterCard

DATALIFE is a TM of VERBATIM
AIDS-III, CALCS-III and PLAIN JANE are TM of MTC
© 1981 by Meta Media Productions, Inc.

META MEDIA PRODUCTIONS, INC. is an affiliate of META TECHNOLOGIES CORPORATION, INC.

INSIDE 80

by Ed Juge, director of
computer merchandising, Tandy Radio Shack

"Our products, however, must adhere to the same standards whether the vendor is an outside company, or one of our facilities."

I've been waiting for some time to tell you a little about what goes into a Radio Shack product. The procedures I'll describe are about the same for all Radio Shack products, not just computers. (Obviously, each product line has its own unique set of rules.)

Radio Shack's 26 (as of 1980) plants build about 42 percent of the products we sell. Our products, however, must adhere to the same standards whether the vendor is an outside company, or one of our facilities.

Marketing a Product

Let's assume you're a vendor with a computer product you would like to sell to Radio Shack. First, write our merchandising department and tell us about it. If it sounds good, we'll set up an appointment for you to meet with the appropriate product line manager. We'll let you demonstrate the product on another brand computer, but we'll want to see an operating TRS-80 version before any commitments are made.

You will receive a copy of a multi-page addendum to our purchase order, explaining the conditions you and your product must meet. For instance, there are several "stages" of samples required:

- Evaluation sample: Fully operational, for initial testing.
- Working sample: Contains all the specified features of the final product. It is kept as a standard and used as a comparison of production units and their operation.
- Appearance sample: Is a mockup or prototype working unit. This is used for ad photos. It must be submitted three to four months prior to actual advertising time.
- Packing sample: This is the complete product in final packaging. It is subjected to shipping and drop testing by our quality assurance people.
- Preproduction sample: Is constructed using the final tooling, boards, etc. and submitted for approval.
- Production samples: Ten finished products, built by your assembly line people, not engineers.

You can also expect an unannounced visit to your factory by our quality assurance people to see how you're set up, and

what kind of QA practices you employ. And you'll probably see them again any time there's a QA problem.

Once the product is "nailed down," changes in design, features, or components are not allowed without prior approval and retesting, if appropriate.

Heat 'em, Freeze 'em, Drop 'em

We drop-test your product (one drop on each of six surfaces) from heights dependent on its weight. A drop can vary from 36 inches for a ten-pound box, to 18 inches for a 50 to 70-pound item. We also drop it on each of the four box corners, and on two edges. The drops are made onto a steel or concrete surface.

We heat 'em, freeze 'em and operate them to the limits of temperature and voltage. They run for hundreds of non-stop hours under grueling conditions to see if and how well they stand up. Every function is tested, and re-tested.

Specifically, we test an electrical item at 120 V ac, and test its operation from 105 to 135 volts. Your product will be subjected to storage/shipping temperatures from -40 to +160 degrees Fahrenheit. It must operate between 32 and 110 degrees Fahrenheit and operation must stay strictly within all specifications from 65 to 95 degrees. We've seen as many as eight out of ten popular, name-brand product samples fail under this punishment.

When our engineers, quality assurance group and product line manager are all satisfied that the product is good, you'll be given the authority to make your first shipment to us.

Uh... by the way, we won't accept delivery until we've received two very important things: our initial supply of repair parts (to our order), and a supply of Service Manuals.

At first, every piece is subjected to testing by our incoming quality assurance team. If fewer than three percent of the shipment fails, we'll fix them, or pay the freight to return the defectives to you for repair.

If greater than three percent of the shipment is "rejected," you'll have to send your folks to our warehouse(s) to service

them, or pay freight to return the goods to your plant. When we see evidence that your shipments are below the three percent failure rate, we'll run only samples through QA testing... unless the failure rate resumes.

In the process of dealing with you, you'll find that our product line managers will insist on a top quality product, styled and designed to meet what we feel the product should be. It is rarely a matter of "You have a good product, so private label it, and we'll buy." It's more like "We want a widget for our line. We know what we want it to be and to sell for. Your expertise in widgets makes us think you could build ours for us. Are you interested?"

You'll also have to write both owner and service manuals in our format and style, send rough drafts to us for approval and then print the final versions.

We'll specify the packaging, printing on the box, manual design, product appearance, color and labels. The product must arrive at our warehouse complete, ready to hand to the customer.

The requirements are more than some outside vendors want to tackle.

Getting It Right

Radio Shack takes great pride in its ability to design and build high-technology products of its own, like the TRS-80. Except for the Pocket Computer, we did them all ourselves. No, we didn't do all of it right. Both Radio Shack and you, the customer, suffered in the early Model I days. But we were learning.

While I don't expect it to soothe any ruffled feathers, I hope this discussion has reinforced your pride on wanting a TRS-80. One fellow, who called me a couple of weeks ago, will understand: He has owned two 48K, two-disk systems for two years. His monthly repair costs per system have averaged only \$2.35! We can't promise such outstanding figures for everyone, but we're trying.

I hope you'll rest easier knowing that nobody could have put more effort into delivering to you a more reliable, quality product. ■



META TECHNOLOGIES

FOR YOUR DISK SYSTEM



FILE BOX DISKETTE STORAGE SYSTEM



\$24⁹⁵ for 5 1/4" disks
for 8" disks . . . \$29.95

MTC brings you the ULTIMATE diskette storage system, at an affordable price. Storing 50 to 60 diskettes, this durable, smoke-colored acrylic unit provides easy access through the use of index dividers and adjustable tabs. Unique lid design provides dust-free protection and doubles as a carrying handle.

PLASTIC LIBRARY CASES (not shown)

An economical form of storage for 10 to 15 diskettes, and is suitable for your bookshelf! Case opens into a vertical holder for easy access.

5 1/4-inch diskette case \$3.25
8-inch diskette case \$3.50

TRS-80™ PRODUCTS

James Favour
**MICROSOFT BASIC DECODED
& OTHER MYSTERIES**
for the TRS-80



NEWDOS/80 by Apparat \$149.95
NEWDOS+ with ALL UTILITIES
35-track \$69.95
40-track \$79.95
TRS-80™ DISK
AND OTHER MYSTERIES \$19.95
MICROSOFT™ BASIC DECODED & OTHER
MYSTERIES for the TRS-80™ \$29.95

'RINGS' & THINGS

Help prevent data loss and media damage due to improper diskette centering and rotation with the FLOPPY SAVER™ reinforcing hub ring kit. 7-mil mylar rings install in seconds. Kit is complete with centering tool, pressure ring, 25 adhesive backed hub rings and instructions.

HUB RING KIT for 5 1/4" diskettes . . \$9.95
REFILLS (50 Hub Rings) \$4.95

Protect your expensive disk drives and your valuable diskettes with our diskette drive head cleaning kit. The kit, consisting of a pair of special "diskettes", cleaning solution and instructions, can be used for 52 cleanings. Removes contamination from recording surfaces in seconds without harming drives.

CLEANING KIT for 5 1/4" drives . . . \$24.95

Single Sided, Single Density, Soft-Sector'd
5 1/4-inch, (for TRS-80™) Mini-floppy

DISKETTES

\$21⁹⁵ box of 10

These are factory fresh, absolutely first quality (no seconds!) mini-floppies. They are complete with envelopes, labels and write-protect tabs in a shrink-wrapped box.

PLAIN JANE™ DISKETTES

The Beautiful Floppy
with the Magnetic Personality™

Thousands of people have switched to this low-cost alternative. These quality diskettes are packaged in a plain white box . . . no fancy printing, fancy names or fancy labels, not even our own (labels cost money). Trust us.

PLAIN JANE™ Diskettes \$21.95
10 boxes of 10 . . . (each box)\$21.50

VERBATIM'S PREMIUM DISKETTES AT
AFFORDABLE PRICES

DATALIFE™

Seven data-shielding improvements mean greater durability and longer data life. These individually certified diskettes feature thicker oxide coating, longer-lasting lubricant, improved liner, superior polishing and more! Meets or exceeds IBM, Shugart, ANSI, ECMA and ISO standards. Buy the best . . . buy DATALIFE™.

VERBATIM DATALIFE™ DISKETTES
5 1/4-inch (box of 10)
MD525-01 \$26.95
10 boxes of 10 . . . (each box)\$25.95
8-inch FLOPPIES
Single-Density, FD34-1000 . . \$29.95
Double-Density, FD34-8000 . \$39.95

MORE →
PRODUCTS

Products damaged in transit will be exchanged. Prices, Specifications, and Offerings subject to change without notice.

MOST ORDERS SHIPPED WITHIN ONE BUSINESS DAY

PRICES IN EFFECT
March 1, 1981 THRU
March 31, 1981

WE ACCEPT
• VISA
• MASTER CHARGE
• CHECKS
• MONEY ORDERS
• C.O.D.

• Add \$2.50 for standard UPS shipping & handling
• \$2.00 EXTRA for C.O.D.
• Ohio residents add 6 1/2% sales tax.



FOR PRODUCT INFO
1-800-321-3640

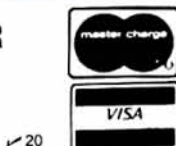
CALL TOLL FREE

TO PLACE ORDER
1-800-321-3552

IN OHIO call (216)289-7500 (COLLECT)

META TECHNOLOGIES CORPORATION

26111 Brush Avenue, Euclid, Ohio 44132



810115
TRS-80 is a TM of Tandy Corp.
PLAIN JANE is a TM of MTC.
✓ 20
©1981 by Metatechnologies Corporation, Inc.

"We agree, the Editor is slow, but in the BASIC language and with sequential files, there is a . . . time overhead you just cannot beat."

Cross-Reference

In the January issue of *80 Microcomputing* you have an article by D.N. Ewart on how to have a cross-reference program for a TRS-80. It is unfortunate for Mr. Ewart that he does not own a TRS-80 Model II so that he could run it with Oasis by Phase One Systems.

Oasis provides a cross-reference listing which I find to be very helpful. In writing business programs, I find that I can control my use of variables and line labels much more easily with the use of a cross-reference. It also helps trace errors in programming logic.

Donald M. Dealy
EDP Director
Fuller Memorial Hospital
So. Attleboro, MA 02703

Baker Attacks

I must call your attention to a deceptive advertisement which appeared in your November issue (pg. 214)—Simutek's ad for their ZBASIC compiler. The main thrust of this ad is to play off their compiler against Microsoft's BASIC Compiler. They do this by presenting a BASIC program that involves a great number of floating point operations.

The Microsoft Compiler (which handles floating point) compiles this into machine code that runs at about the same speed as the original BASIC program. This will always be the case for a program heavy in floating point math. Simutek's compiler (being integer-only) produces code that, although incorrect, appears to execute much faster.

Simutek should have defined all variables as integers.

As a matter of interest, I added: 5 DEFINT A-Z to Simutek's test program, and compiled it with Microsoft's compiler. Surprise! Compile time was 3-1/2 minutes (as opposed to 14 minutes as stated by Simutek). This was for a completed, runnable CMD file on disk. Run time for the Microsoft code was 2-1/2 minutes (as opposed to the 17 minutes stated in the ad).

I'm not picking on ZBASIC itself. It

looks like a quality piece of software that has definite uses—even if it is priced a bit high for an integer-only compiler. It has many nice features, appears easy to use, and has no royalty strings attached (Hurrah!). However, the array dimensions it will handle are not specified, and not all of the TRS-80's BASIC statements are implemented. And, it only handles integers.

Roxton Baker
San Francisco, CA

Simutek Responds

After receiving a letter from William H. Gates, President of Microsoft, we found a very misleading statement in our ad for ZBASIC.

In our ad we state that the example program, after compiling with Microsoft's compiler, took 17 minutes to run. This is true, but very misleading because Microsoft's compiler runs single precision, as does BASIC. If the statement, 5 DEFINT A-Z, had been added to the program, the run time would have been decreased to under two and a half minutes!! We publicly apologize to Microsoft and have discontinued the advertisement mentioned.

Be assured advertisements will be screened much more thoroughly in the future.

Michael A. Garipey
President-Simutek
Tucson, AZ 85712

ASA Review

In Robert P. Johnson's recent review of the Radio Shack Advanced Statistical Analysis Package (December 1980), Mr. Johnson failed to mention one of the most important features of the system. In addition to supporting data files on cassette tape, the package contains a disk file management program which is used to prepare, update, and list disk data files which can then be used in any of the analysis programs. If the programs in the package are transferred from the cassette tapes on which they are supplied by Radio Shack to disk, the entire package can be run efficiently in a disk-only environment.

A new statistical analysis package is now available from Radio Shack for use on the Model II. In addition to the features contained in the Model I package, the new system includes a common random data file structure which can be used by any of the analysis programs, "select if" and "missing data" options, standard error of estimate for predictions, error correction during input, two-way analysis of variance, additional statistical programs, and a program for scoring tests/surveys and performing item analyses. Information on this package should be available soon.

Stephen W. Hebbler, Author
Statistical Analysis Packages
Dallas, TX

Pensadyne Rebut

In the January 1981 issue of *80 Microcomputing*, you published a review of our "Pensawrite 1" word processing system, written by a Mr. Louis Zeppa. To say the least, the review is not what we would like to have seen, but criticism is something that you have to accept and learn to deal with. I feel to this end, we have accepted the points we feel are valid, and have begun to adopt these into our system. But the specific points of the review are not my principal concern: It was the way in which the review was published.

It was indeed unfortunate that the *80 Microcomputing* staff chose to publish the review in the issue that it did, as this was the issue following the release of our newest product, the Pensa-write 2 Word Processing System.

As far as the review itself, there are several points that the reviewer has misrepresented. At no point in the article does the author of the review relate the features offered in the system to the price of the product. We agree, the editor is slow, but in the BASIC language and with sequential access files, there is a natural time overhead that you just cannot beat. And as for the point about random access files; random access would also have been very nice, but when we set out on the project, we had two objectives: to keep the price low, and to keep the system within

the capabilities of a 16K system. If we had re-written the product with random access capability, the system would be a great deal more complex, and, you guessed it, a higher price. More complexity would also have led to more code, which would have put it out of the range of the 16K. All this was rationalized by the premise that the user is interested in a 16K program with one disk drive is on a very tight budget, and hence the low price. To even imply that the Pensa-write is inadequate because it won't handle special needs is at best thoughtless, and at worst, foolish. There are many improvements that could be made to the system, but at that point, the price would have gone up, and we would have lost sight of the original idea. If Mr. Zeppa wants Rolls-Royce features in his software, he should straighten his thinking around to pay more than \$30 for a program. The Pensa-write 1 is a good piece of software, but at \$7.50 he shouldn't expect competition for the \$100 masterpieces.

We are an honest organization that is trying to do a good job for the microcomputing industry, and all we hope is that all the consumers who have read this so-called review will take Mr. Zeppa with a grain of salt, and give us the chance that we deserve.

*Terence C. Gannon, President
Pensadyne Computer Services*

UCSD Pascal

I would like to hear from anyone who has been using the UCSD Pascal system from FMG Corporation. In particular, anyone who has had any problems doing direct access file operations on the system, and has found a way to solve them. The symptom is to write a block onto the diskette and then, attempting to read it back, get either a CRC error or a sector not found error message.

*Richard J. Bonneau
6 Tanglewood Drive
Shrewsbury, MA 01545*

We called FMG. They say direct-access file operations are very critical and should be used with care as the normal operating system is being bypassed. The problem could be a hard I/O error (such as a flaky disk), or an attempt to perform I/O to a non-existent track or sector.—Eds.

Another Ad View

In contrast to Mr. Hall (80 Input, Decem-

ber, 1980), I am very interested in the advertisements your magazine carries, and in fact would probably not renew my subscription if you did not have them. This is not to take away anything from other content of the magazine which I enjoy and use, however I find a great deal of information in those ads. Prior to those ads I had never heard of Apparat, Inc., speed up boards, Harv Pennington, the alternate source, BSR interfaces or any of those people and things that have made my TRS-80 much more useful and enjoyable.

My only negative feeling concerning the advertisements is indirect. You carry a great many software ads but review so very little of it. The possibility of buying garbage or not "as promised" software is so great that I would like to see you greatly expand your reviews.

*Lance B. Golden
Glencoe, IL*

Basic Assembly

I am a 13 year old boy, and I enjoy my family's TRS-80 very much. I know everything from simple PRINT statements, to making my own music.

When I saw an assembly language program, I was impressed by the speed. I decided to try and learn assembly language. I read a few books, but the complexity of it all was too much. What I want is simple, step-by-step assembly programming. I am sure I am not the only person with this problem. I hope to see more information on the subject in future issues of *80 Microcomputing*.

*Greg Hakim
Sea Girt N.J. 08750*

You will be seeing several articles on simple assembly language in future issues.—Eds.

Reader Challenge

I challenge all readers to modify Eliza so that the entire conversation can be saved on disk and reloaded at a later date, so the player does not have to start from the beginning each time.

*Wayne Beard
Scottsdale AZ 85257*

Computer Control

Ref: *80 Microcomputing*, November 1980, page 206, "Resurrect it!"

Thomas L. Quindry's program is probably doing the trick but I want to pass along another procedure to regain control of your Level II BASIC program. I found this program in the Dutch magazine *Remarks*; it didn't mention an author.

You typed : CLOAD"A" (enter). What you really intended was CSAVE"A", but too late. Your cassette recorder didn't enter data into the computer.

Or, no printer is available. You typed LIST, but kkey-bbounce made LLIST out of it. The TRS-80 froze up.

Regain control with the following procedure:

- 1) Reset the computer.
 - 2) MEMORY SIZE? (ENTER)
 - 3) POKE 17130,1 (ENTER)
 - 4) SYSTEM (ENTER)
 - 5) /11395 (ENTER)
 - 6) LIST (ENTER)
- (Check if program is available again.)

This procedure is so simple, and doesn't need any tape loading to be passed along.

*Daniel Lesenne
Dwarstraat 10
B9690 Kluisbergen, Belgium*

Faster Slower

Did you ever speed a program up by using less efficient code? Well, I did.

My application was for disk. Each disk record (buffer) contained two logical records of 124 bytes each. The process was skip sequential, which means I started at a certain place in the file, and processed sequentially until the last requested record was processed.

To minimize disk I/O, my program detected that, when processing the second logical record, no I/O was necessary, since it was still in the buffer from the previous GET. Unfortunately, by the time the second record had been processed, and the next logical record was required, the disk drive motor had stopped. This meant that when I requested the record, my program had to wait until the startup delay (about one second) had expired.

No matter how hard I tried, I couldn't tune the BASIC code to complete the second logical record before the disk motor went off.

So I slowed the program down. Even knowing the data I needed for the second logical record was already in the buffer, I initiated disk I/O to re-fetch it. This little trick kept the disk motor running, and the overhead was minimal since I knew the head was already positioned to the right track. The performance improvement was 30-40 percent.



*Marc J. Staley
Cleveland, OH*

80 DEBUg

Reference Handbook Bugs

The following is a list of errors associated with the "TRS-80 Micro Computing Technical Reference Handbook." Other owners might be interested in the mistakes I found which, most likely, are not exhaustive.

Peter Gibbs
University of the West Indies
Bridgetown, Barbados

1. Page 14, 10th line from end of right half of page: change both references to capacitor "C4" to "C42".
2. Page 19, 2nd line from end of left half of page: insert "," after "six bits".
3. Page 20; Z21, pin 3: change labelling from "D" to "B".
4. (a) Page 22; 13th line from end of right half of page: change " \overline{CS} " to " \overline{CE} ".
(b) Page 22; 12th line from end of right half of page: change "x72" to "x71".
(c) Page 22; 11th line from end of right half of page: change "sheet 2" to "sheet 1".
5. Page 26; 12th line from end of left half of page: change " \overline{CS} " to " \overline{CE} " and hence "select" to "enable".
6. Page 45; 17th line from end of left half of page: change "pin 18" to "pin 13".
7. Page 62; 18th line from end of right half of page: change "Z71" to "Z51". N.B.: References to X71 are correct.
8. Page 63; block 8: change "Z71" to "Z51".
9. (a) Page 67; 19th line from end of left half of page: change "Z3" to "X3".
(b) Page 67; 6th line from top of right half of page: change "Z3" to "X3".
- 10 (a) Page 69; signal name column: change "UDRV" to "VDRV".
(b) Page 69; signal frequency column: change "11.835 kHz" to "15.835 kHz".
- 11 (a) Page 72; 4th line from end of left half of page: change "Z71" to "X71"
(b) Page 72; 3rd line from end of left half of page: change "Z71" to "X71"
(c) Page 72; 1st line from end of left half of page: change "Z3" to "X3".
(d) Page 72; 5th line from end of right half of page: change "Z3" to "X3".
(e) Page 72; 4th line from end of right half of page: change "Z3" to "X3".
12. Page 76; line 60 in sample program: change "SET(27,X)" to "SET(127,X)".
13. Page 86; line 800 in sample program: change "A-PEEK-4096" to "A = PEEK(4096)".
- 14 (a) Page 89; tristate 74LS367: change to "Z3" OR
(b) Page 89; inverter 74LS04: change to "Z3".
- 15 (a) Page 107; Schematic (sheet 1), Z13, pin 8: should be labelled "+ 12V".
(b) Page 107; Schematic (sheet 1), Z13, pin 13: change "CE/A6" to "CE/A6".
(c) Page 107; Schematic (sheet 1), Z40, pin 11: change "5V" to "+ 5V".
(d) Page 107; Schematic (sheet 1), R47, R64: change "5V" to "+ 5V".
(e) Page 107; Schematic (sheet 1), R48: add "+ 5V" at open side.
- 16 (a) Page 108; Schematic (sheet 2), Z32, pin 11: trace this signal and change the labelling "VDPV" to "VDRV", and after passing through Z57, "VDEV" to "VDRV". Also label Z57 input pin, "1".
(b) Page 108; Schematic (sheet 2), Z50, pin 11: trace this signal and change the labelling "HORV" to "HDRV".
(c) Page 108, Schematic (sheet 2), Z63, pin 14: change "AO" to "A9".
(d) Page 108, Schematic (sheet 2), Z63, Z62, Z61, Z45, Z46, Z47, Z48: change all references on pin 13 from "CE" to "CE".
(e) Page 108, Schematic (sheet 2), label CR1 as a Zener diode (i.e.  to ).

Level II to Model 33

In the January 1980 issue of *80 Microcomputing*, you ran an article which I wrote, describing an interface between the TRS-80 and a Model 33 Teletype (Level II to Model 33, pg. 70).

Recently, I have received several letters indicating that the interface won't work unless pin 16 of each UART is grounded. These letters puzzled me, because I don't remember grounding this pin on my prototype, and everything worked. Also, the problem was never mentioned by earlier correspondents.

I have looked into the manufacturer's literature, and it appears that there are some subtle differences between UARTs. In some versions, in 16 disables all of the status flags if it goes high; in other versions, pin 16 disables only the error flags (framing error, overrun, etc.) if it goes high. The interface will work with the error flags disabled because it doesn't use them. However, it won't work if all the status flags are disabled.

To avoid trouble, pin 16 of both UARTs should be grounded.

Lauren A. Colby
532 Pearl St.
Frederick, MD 21701

Printer Symbols

Valerie Vann, author of the "Seasons Greetings" program (December, 1980), has pointed out that our readers should again be reminded that the printer used by *80 Micro* prints a left square bracket ([]) instead of the up arrow (↑) used as the exponentiation symbol in TRS-80 BASIC.

—Eds.

MAILING INFORMATION ?




DOCTOR IT UP WITH MTC AIDS-I™ WORKS WITH CASSETTE AND DISK!

- Up to 10 user-defined fields, records up to 254 characters long.
- Machine-code assisted sorting: 200 records in about 5 seconds, any combination of fields.
- Full editing capabilities:
Backspace, Right-justify, Delete field, Restore field, Skip field, Enter field, Skip record, Delete record.
- Full selection capabilities:
Choose records to be worked on using any one of 7 comparisons.
Examples: NAME greater than L or STATE equal OH or PRICE less than 99.00
- Selections effective for the following main functions:
 - LOAD records from cassette or disk
 - SAVE records to cassette or disk
 - SORT records
 - DELETE records
 - UPDATE/ADD records
 - PRINT/DISPLAY records
- Print/display any combination of fields in any order, in any position on a page—use for mailing labels, lists, etc.

MTC AIDS-I (Model I) \$34.95

Write for our complete catalog, or



FOR PRODUCT INFO
1-800-321-3640

CALL
TOLL
FREE

TO PLACE ORDER
1-800-321-3552

IN OHIO call (216)289-7500 (COLLECT)

✓ 20

META TECHNOLOGIES CORPORATION

26111 Brush Avenue, Euclid, Ohio 44132



810115
TRS-80 is a TM of Tandy Corp.
©1981 by Metatechnologies Corporation, Inc.

80 AID

The New Character IC

In response to Patrick Kelley's letter on page 20 of the November issue, I can provide the following information.

The new character generator IC that Radio Shack is providing in new Model I TRS-80s, and with their lowercase modification, is part number AXX-3027. The catalog number is 26-1104 and they refer to it as a Character Word Processor. I obtained this part from the Radio Shack Customer Service Department 0821, 1803 South Beach Street, Ft. Worth, TX 76105 for \$12.93 including postage.

I hope this information will help Patrick and others obtain this IC. From my point of view, it is really nice to have normal looking lowercase displayed. This includes descending tails for g, j, p, q and y plus a descending tail for a comma and semi-colon.

*Eric Keener WB6EST
9163 Cody St.
Broomfield, CO 80020*

Sound Problems

I enjoy your programs on sound because I feel it perks up a dull program. I have a problem though: I have tried all the sound programs you have published and they work well *until* I put them in a program. If there are any data statements in the program, I get an SN error. These are all decent data statements that worked before I put the sound subroutine in them. I don't know if you can answer my question, but why don't these sound subroutines work?

*Dan Godfrey
10 Garden St.
Brewster, NY 10509*

IRV and Interface

Help! Can someone tell me how to use "IRV" with my Disk BASIC? I recently added a single disk drive with TRSDOS 2.3 and Disk BASIC to my TRS-80 hardware, and I discover that IRV seems not to work.

First, I put IRV on disk using TAPE DISK (the 48K version). That seemed to work! Then, while in TRSDOS, I type IRV <enter>, and all Hell breaks loose!!! I get a screen full of garbage, with a giant READY somewhere in the middle, and no IRV!

I tried entering BASIC first... setting memory size at 64000 (per IRV's manual). Then back to TRSDOS with "CMD 'S'" and load IRV. OK again, the cursor is flashing, but a return to BASIC causes the same mess. I have also tried going to "BASIC *" and "BASIC2". BASIC * causes the same problem, and BASIC2 simply causes me to lose IRV completely.

While I'm sharing problems, I have one more which is also driving me nuts! Apparently the connection between the computer and the expansion interface keeps getting fouled somehow, and all kinds of interesting things happen! Most commonly I get totally illogical error messages and the program stops, although sometimes the whole system simply re-boots to DOS ready.

I can usually temporarily solve the problem by wiggling the connector between the buffer and the interface. I have tried the pencil eraser trick on the edge connector, and also used a tad of WD-40 on the contacts. I hope that someone has discovered a more permanent cure for this plague!

*Rev. Richard W. Beebe
129 Main Street
Fryeburg, ME 04037*

TAB in LPRINT Aid

This is in response to one of your readers requesting help with TAB statements greater than TAB(64) in LPRINT statements.

Many of the suggestions made by other readers help to solve the problem, but I have found a technique that makes formatting very simple and is not mentioned in the Level II manual.

This involves the use of the LPRINT USING statements with multiple fields and is implemented as follows: If you wish to LPRINT a numeric amount, a string, and then another numeric

amount, first set up your LPRINT using string as `F$=##### % % #####`. Then print with a statement like `LPRINT USING F$;A,B$,C%`. The computer will then fill in each variable in the next available field, as long as they are of the same type.

I used a short PRINTUSING string here for simplicity but it may be as long as you like. In addition, you may use literals and the computer will print them out in the position they occupy in the string, but will skip over them when positioning variables.

The following illustrates this:

```
10 A=10:B$="JIM SMITH":C=15.26
20 F$="### % % DUES $###.##"
30 LPRINT USING F$;A,B$,C
```

Will print as:

```
10 Jim Smith Dues $15.26
LPRINT USING and PRINTUSING
can be very powerful formatting tools
if used creatively.
```

*Jon Winchester
5922 N.W. 27th Street
Gainesville, FL 32601*

Line Printer Squeal II

I am having a problem with my new Radio Shack Line Printer VI, and since Radio Shack has not been able to help, perhaps you or one of your readers could.

When the Line Printer VI is on, it emits a loud high-frequency whistle. Not only is this annoying, but after a half hour or so it causes almost everyone near my machine to get a headache. Incidentally, I have been advised by Radio Shack that all Line Printer VIs emit this sound. I have also been advised by Radio Shack's computer service hot line that they do not have a fix and one is not likely.

They are aware that the problem is being caused by the power transistors.

Perhaps one of your readers has the solution?

*Roger Schechter
54 Park Ave.
Verona, NJ 07044*

Eds. Note: This letter ran in the January Aid Section as Line Printer IV, an error.



META TECHNOLOGIES



CALL TOLL FREE 1-800-321-3552 TO ORDER

MTC AIDS-III™

MODEL I . . . \$69.95

MODEL II . . . \$99.95

✓20

Introducing the latest addition to MTC's family of data management systems, AIDS-III. NO PROGRAMMING, easy to use. COMPLETE PACKAGE including demonstration application, documentation and MAPS-III (see below).

- Up to 20 USER-DEFINED FIELDS of either numeric- or character-type.
- CHARACTER-type fields may be any length (total: up to 254 characters).
- NUMERIC-type fields feature automatic formatting, rounding, decimal alignment and validation.
- Full feature EDITING when adding or changing records:
 - ENTER FIELD (can't type-in more characters than specified).
 - BACKSPACE (delete last character typed).
 - DELETE FIELD contents.
 - RESTORE FIELD contents.
 - RIGHT-JUSTIFY FIELD contents.
 - SKIP FIELD (to next or previous field).
 - SKIP RECORD (to next or previous record).
- SORTING of records is MACHINE CODE assisted.
 - 200 RECORDS (40 characters) in about 5 SECONDS.
 - ANY COMBINATION of fields (including numerics) with each field in ascending or descending order.
- SELECTION of records for Loading, Updating, Deleting, Printing and Saving is MACHINE CODE assisted.
 - Specify up to 4 CRITERIA, each using one of 6 RELATIONAL COMPARISONS.
 - LOAD or SAVE selected records using MULTIPLE FILES.
 - Example: Select records representing those people who live in the state of Colorado, but not in the city of Denver, whose last names begin with "F" and whose incomes exceed \$9000.00.
 - Example: Select records representing those sales made to XYZ COMPANY that exceed \$25.00, between the dates 03/15 and 04/10.

MAPS-III (MTC AIDS PRINT SUBSYSTEM), included at no charge, has the following features:

- Full AIDS-III SELECTION capabilities.
- Prints user-specified fields DOWN THE PAGE.
- Prints user-specified fields in titled, columnar REPORT FORMAT, automatically generating column headings, paging and (optionally) indentation.
- Can create a single report from MULTIPLE FILES.
- Prints user-defined formats for CUSTOM LABELS, custom forms, etc.



MTC is proud to announce MTC EXTENDED BASIC for the Model II, by R. Ryen. Features include "fixes" to existing BASIC, multi-line functions, extending an existing sequential file, PEEK, POKE, greatly enhanced screen control and expanded editing capabilities. The contents of variables are NOT CHANGED when editing, deleting, inserting or merging lines, allowing continued program execution! All this and much more. Compatible with SNAPP BASIC, below.

MTC EXTENDED BASIC \$ 99.95

MTC brings you the best of SNAPP, Inc.'s Model II BASIC interpreter at a very special introductory price. Written entirely in machine language, the enhancements are fully integrated into BASIC and require no user memory or disk space. Utilizes APPARAT's NEWDOS modifications to BASIC on the Model II. Features include 16 single keystroke commands for editing, listing, and other operations. An enhanced program line renumbering facility supports relocation and duplication of blocks of code. Includes a powerful cross-reference capability for producing a list identifying program line locations of user-specified variables and line numbers. Output may be displayed or printed. Compatible with MTC EXTENDED BASIC, above.

SNAPP BASIC for Model II \$ 99.95

MTC AIDS CALCULATION SUBSYSTEM-III™

MODEL I . . . \$24.95

MODEL II . . . \$39.95

MTC's most popular AIDS subsystem. Use for report generation involving basic manipulation of numeric data. Features are:

- User-specified page title
- Columnar Headings
- Optional Indentation
- Use for accounting, inventory, financial and other numeric-based information systems.

- Columnar subtotals generated when there is a change in a user-specified column.
- User-specified Columnar Totals
- Columnar values computed using constants and/or column values
- Balance forward calculations (Ex: Gross sales equals previous gross sales + sale amount + sales tax).

Compare AIDS-III™/CALCS-III™ with any other data management package under \$100!

Others make claims, CALCS-III™ delivers!

CALCS-III™ REQUIRES THE PURCHASE OF AIDS-III™ OR AIDS-I™

MTC AIDS MERGE-III™

This subsystem will combine up to 14 AIDS-created data files into a single, large file. An optional purge capability removes duplicate entries while performing the merge operation (can even be used to eliminate duplicates in a single file). Machine-code assisted for high-speed performance, MERGE-III™ properly handles files sorted by any combination of fields, including numerics, with each field in ascending or descending order.

MTC AIDS MERGE-III™ \$19.95
For Model II \$29.95

MORE
PRODUCTS



Let your TRS-80™ Teach You ASSEMBLY LANGUAGE

REMSOFT's unique package, "INTRODUCTION TO TRS-80[®] ASSEMBLY PROGRAMMING" includes ten 45-minute lessons on audio cassettes, a display program for each lesson providing illustration & reinforcement, and a text book on TRS-80[®] Assembly Language Programming. Includes useful routines to access keyboard, video, printer and ROM. Requires 16K - Level II, Model I.

REMASSEM-1 \$69.95
FOR DISK SYSTEMS \$74.95

Let Your TRS-80™ Teach You ASSEMBLY LANGUAGE DISK I/O TECHNIQUES

REMSOFT does it again! REMDISK-1 is a concise, capsulated supplement to REMASSEM-1. Package consists of two 45-minute lessons on audio cassettes, and display programs providing illustration and reinforcement. Provides specific track and sector I/O techniques, and sequential and random file access methods and routines.

REMDISK-1 \$29.95

Let Your TRS-80™ Test Itself With THE FLOPPY DOCTOR & MEMORY DIAGNOSTIC by THE MICRO CLINIC

A complete checkup for your Model I. THE FLOPPY DOCTOR completely checks every sector of 35- or 40-track disk drives. Tests motor speed, head positioning, controller functions, status bits and provides complete error logging. THE MEMORY DIAGNOSTIC checks for proper write/read, refresh, executability and exclusivity of all address locations. Includes both diagnostics and complete instruction manual.

SYSTEM DIAGNOSTICS \$19.95

©1981 by Metatechnologies Corporation, Inc.

80 REVIEWS

Edited by Pamela Petrakos

"As a matter of fact, CP/M is in such wide usage that it is considered the standard for business software."

The CP/M Handbook with MP/M

Rodney Zaks

Sybox, Inc.

Softcover, 321 pp.

\$14.95

by **Dennis Thurlow**

There have been a number of personal computers for sale since the advent of the CPU chip, and it really makes little difference which one you have if all you plan to do is play games. When you're ready to progress to more serious applications, it's time to start looking for information on the chip in your board. One of the largest sources of information on computers is Sybox.

Sybox has published books on how to build systems from chips, how to program in high level languages, and how a beginner can learn machine language. Their manual on the Z-80 chip is the Bible for Z-80 users. This manual and many other Sybox titles were written by Rodney Zaks.

Knowing this, I expected an in-depth machine language study of the internal workings of CP/M. However, what we get is a simple instruction book for any level user.

The book is set up so that explanations of each item advance and the material goes into more depth as the book progresses. For example, pictures of hardware and simple explanations of their function are presented in the first chapter. It even explains how to boot up a system and load a program.

Reading further, you'll find that the book could also be a manual for the businessman. It explains how to determine if a system is adequate for an application, and how to recover from errors a typist might make. The difference in file protection between a multi user MP/M and single user CP/M is discussed, as well as how much space it takes to save a certain amount of data on disk. In the section explaining the uses of each command, the author anticipates any error messages a command might generate, explains how to recover, and then helps the reader understand why the error occurred and why the recovery works.

Examples are taken from commercially available software such as Micropro International's Wordstar text editor, and Structured Systems Group's NAD mailing list. This means the chances are good that the examples will be relevant to the system's actual use, which is a real plus!

The book is also ideal for the serious business programmer since most of the good business software being written today runs under CP/M. As a matter of fact, CP/M is in such wide usage that it is considered the standard for business software.

The CP/M overview chapter does an excellent job of describing how the console command processor (CCP), the BASIC I/O System (BIOS), and the BASIC disk Oper-

ating System (BDOS) work together, where they reside, and what each does. Internal file structure and installing and altering CP/M are all covered.

The standard features of CP/M up to revision 1.4 are given first, and then the changes in other revisions such as CP/M 2.2, MP/M 2.1, and Cromemco's CDOS are shown. Use of BASIC and CBASIC are discussed, and the book even discusses how the running of both of these may differ from one machine to another.

You won't be riding the crest of a new wave by reading this, and the author won't make you chuckle, but if your future in computing goes beyond playing games you'd better have a copy of this book on your shelf. ■

Microcomputing Techniques With Sample Programs

Stanley J. Evans

Resten Publishing Co.

Engle Wood Cliff, NJ

229 pp.

\$14.95

by **Douglas Stewart**

Everyone has preconceptions about a book before reading it, but any I had were quickly changed by the time I finished page 5.

The bulk of the book is about computer languages. BASIC gets 30 pages, PL/M which, according to the author, is a language specifically designed for the MSC-8 microcomputer (whatever that is) gets 77 pages and APL is covered in nine pages. The BASIC section has so many errors that anyone who was trying to learn BASIC would probably give up on computers altogether.

Part II consists of reference tables and "Useful Programs." The reference tables consist of hex to decimal conversions and hex arithmetic. The "Useful Programs" in BASIC consist of two programs. One is a number base conversion program that has no documentation and the other is a Dow Jones industrial average forecaster

program written in Radio Shack's Level I shorthand. The latter is from the TRS-80 Level I Manual and has a couple of errors in it—one from the manual, the other, compliments of Dr. Evans.

Computer arithmetic is well described using binary, octal and hexadecimal based number systems. Mnemonic coding and ASCII code are given cursory mention.

The author covers the purpose of a program from its beginning. A problem is defined and a solution is found by means of a flow chart. From the flow chart a basic program evolves. The only problem is that there are errors in the program and what



the program actually does is not what it is supposed to do according to the text. Anyone trying to learn from this book is going to be confused by all the errors. Anyone who catches the errors is experienced enough not to require this book.

The publisher describes the book as follows:

"Here's an all-in-one microprogramming guidebook that makes you an expert

on the new generation of microcomputers. Even if you have little or no programming experience, this manual will show you how to turn out dependable, accurate programs with a minimum of time and effort."

I think the above description is a little less than accurate. Dr. Evan's book is not only a waste of money, it is also a waste of time. ■

**File Management System (FMS)
Data-Base for the Exatron Stringy Floppy.
(Level II, 16K and up)
Exatron Corp.
Sunnyvale, CA
\$19.95**

by Fred Blechman

What is a data-base? It's an assorted file of specific individual records, where the file would be like a folder full of pages, with each page being a record. A record consists of several fields, each of which would consist of specific pieces of information on a page. For example, a name might be one field, an address another field, a phone number a third, and so on.

The purpose of a data-base program is to allow you to enter, change, delete, sort, total and retrieve, on printer or screen, the various records in a file. This is done by assembling, formatting and manipulating the fields to form records, and then sorting the records and saving them on tape or disk.

If you have a cassette-based TRS-80, you know how impractically slow any data-base program saves and loads data on cassette. A floppy disk solves this problem, but you need an expansion interface, more memory and at least one disk drive—about \$900.

The Exatron Stringy Floppy (ESF) for about \$250, saves and loads programs at 7200 baud, 14 times faster than a cassette. A special I/O (input/output) program allows you to write and read data to the ESF tape wafer at speeds that make data-base programs practical.

The FMS (File Management System), written by M. N. Kidder for Exatron, is a BASIC language data-base program that offers far more flexibility than any cassette-based data-base program I've seen. Because of its rapid I/O capability, it's practical to use. This program will allow you to use up to nine separate fields for each record, and each field can be either string, integer or single-precision, with prompting labels for each field. Records

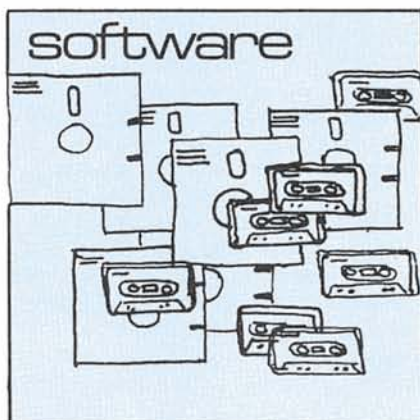
can be added, changed or deleted. A sorting subroutine allows you to sort the entire record alphanumerically on any field! You can find selected records in the file equal-to, less-than, or equal-to or greater-than any one of the fields. You can right justify numeric fields (single precision can have dollar signs and two decimal places, or zero to seven decimal places), and numeric fields can be totalled for all or a specified part of the file. All or selected parts of the file may be listed on the screen or printer, and a map function lets you establish the format. You can also hide selected fields from the display or printer. You can even leave the program to BASIC and return without losing the file data (unless you edit the program itself).

Records are entered from the keyboard initially, then saved on an ESF wafer. Next time you use the program, load the records in from the wafer. You can also append existing records with records from a wafer.

The 30-page manual included with the FMS wafer is very well written and specific. Like any data-base program, it takes some reading and practice—but then it's a breeze! The program is menu driven; that is, you almost always have a list of choices on the screen. When the menu is not displayed, various prompts make the program easy to use. The BREAK or ENTER keys almost always return to the menu if you get confused, and I found the program virtually crashproof!

Fig. 1 shows the screen display after entering the I/O program (1 second) and FMS program (12 seconds) from the Stringy Floppy wafer, and then typing RUN. Typing C allows you to CREATE a new file at the keyboard. Type L to LOAD

"The FMS... offers far more flexibility than any cassette-based data-base program I've seen."



data from a previously made wafer. Q (QUIT) returns you to a READY prompt in BASIC.

To CREATE a file you must answer various screen prompts to define the type and name for each field. You must decide in advance exactly what you want contained within each field of your records. The manual uses an address list as an example.

```
— FILE MANAGEMENT SYSTEM —  
C — CREATE A NEW FILE  
L — LOAD FILE FROM WAFER  
Q — QUIT  
SELECT COMMAND —
```

Fig. 1. Initialization Menu

Entering the file from a previously made wafer is very fast compared to cassette load. I tested this with a file of 45 records, each containing first and last names, street address, city, state and zip code. It loaded almost three complete name and address records per second! (The Stringy-Floppy dumps the data in 256 byte blocks, with stop-start gaps between blocks at about a 50% duty cycle, or an average baud rate of about 3600). A typical file of 50 names and addresses would load in about 17 seconds. Pressing ENTER displays the menu. The file can then be added to, or changed, at the keyboard.

Fig. 2 shows the menu. A brief explanation of each command will help you see the tremendous versatility of the FMS.

Command A displays the last entered record and lets you ADD to the file, using the existing field definitions. The number of the record, and the name (label) of each field is shown on the screen, so you always know where you are within the record and the file. The documentation, with this and all commands, is very specific.

Command C displays and allows you to CHANGE any field of any record within the entire file. Command D is used to DELETE any complete record from the file, by record number. Command E allows you to EXTEND the file in memory by adding additional records from a wafer.

Command F (FIND) displays only specified records from the file. You define the field to be searched within each record, and you specify what the search value (alphabetic or numeric) should be. You also specify less than, exactly equal to, or greater than or equal to, this value. A reminder is placed on the screen of LIST to indicate the object of FIND, if active.

Command H allows you to prevent displaying or printing of any field. In a name and address list, for example, you would probably HIDE the record number from the printer.

Command J is used to JUSTIFY, or line up, integer or single-precision fields, with dollar sign formatting available for single-precision fields.

Command L (LIST) will display each record, in accordance with the instructions (FIND, HIDE, JUSTIFY, MAP, RANGE, SORT, TOTAL and VALUE) that are active at that time. This gives you incredible flexibility. Various on-screen indicators (such as FIND or RANGE) tell you whether these functions are active.

Command M allows you to format (MAP) the display or printer output. It works along with HIDE and JUSTIFY. A column guide is displayed at the top of the screen with numbers from 0 to 63. You select the position of each field, and can even have them on separate lines! For printer formatting, you can use columns 1 to 120.

Command N lets you start a NEW file by deleting the existing file and returning to the initialization menu (Fig. 1).

Command P is like LIST, but directs the output to the printer. PRINT is affected by the same commands as LIST.

Command Q allows you to QUIT the program without deleting the data. You can perform calculations or examine variables or @NEW an ESF wafer and then return to the FMS, with data intact, by typing CONT, unless you actually edit the program. Editing returns all variables to zero. Also, Q enables the BREAK key, resets the error recovery routine and establishes the re-entry point to continue the program.

Command R lets you set the RANGE of record numbers to LIST, FIND and PRINT. You set the high and low limit by record number. A reminder is placed on the screen of LIST to define the RANGE, if active.

Command S is used to SORT, on any

field, in ascending sequence. While this BASIC sort is not as fast as machine language, it's quite adequate. I found the sort time to completely resort a file of 45 names and addresses took from 30 to 34 seconds. A very rapid automatic SORT is performed whenever LIST, PRINT, FIND or WRITE is entered after ADD or CHANGE.

Command T will TOTAL any one of the numeric fields for all or part of the file, using RANGE and FIND with LIST or PRINT.

Command V is used as a short-cut to change the VALUE after a FIND function, without having to again define the field being searched.

—FILE MANAGEMENT SYSTEM—COMMANDS		
A—ADD	J—JUSTIFY	R—RANGE
C—CHANGE	L—LIST	S—SORT
D—DELETE	M—MAP	T—TOTAL
E—EXTEND	N—NEW	V—VALUE
F—FIND	P—PRINT	W—WRITE
H—HIDE	Q—QUIT	X—
SELECT COMMAND		

Fig. 2. Command Menu

Command W will WRITE all the records in memory to a Stringy Floppy wafer. Any one wafer, if it's long enough, can hold up to nine files, numbered one to nine. Along with the records, WRITE also starts with a descriptive header on the wafer for that file, including MAP, SORT and JUSTIFY information, so when LOADED back into memory, you don't need to re-establish

any parameters.

Command X displays a status message: number of records in existing file, maximum number of records, memory remaining and string space remaining.

I found only one negative aspect about this program, and that's more a result of memory limitation than the program. FMS, despite multi-line statements, performs so many functions it is long, with slightly over 10K of programming including a required data I/O program. This doesn't leave much room in memory for string space and arrays used for records. I found in my 16K machine the name-address program would hold only 50 records.

Another FMS data-base I tried was one to keep track of distributors in my Amway business. Each record contained only the last name of the distributor, his sponsor's last name, the group leader's last name, and a zero or one to indicate renewal status. My 16K TRS-80 would only hold 145 of these records, and I needed over 300! Obviously, a 32K or 48K memory would immensely increase the capacity of FMS. Of course, separate files (A-K, L-S, T-Z or some such system) could be used, but that's a poor solution.

The FMS is an outstanding data-base program. The prompting and error trapping routines are extensive and user oriented. It's easy to learn to use, and the flexibility and versatility are limited primarily by your imagination. I consider it an outstanding buy. ■

Superscript
Acorn Software Products, Inc.
Washington, DC
\$29.95

by Terry Kepner

Superscript, Radio Shack's word-processor for the TRS-80 microcomputer, has been on the market for over a year now, and many people have complained to Radio Shack about their problems when interfacing Superscript to a non-Tandy printer. Computerists said Radio Shack did not sell a printer that could be effectively used as a word-processor. In fact, many were upset that Radio Shack did not assist them in writing driver routines for letter quality non-Tandy printers.

Patch It Up


Well, now is the time for all of these non-standard-printer owners to rejoice! A patch to Superscript is now available that

takes care of most of their problems.

Acorn Software Products has released a short program that patches Superscript so that it can be used with a variety of serial and parallel printers not normally supported by Superscript. And it fixes some rather troublesome bugs in it.

According to their users pamphlet, you can:

- get a disk directory that, in addition to listing all of the files on a disk, tells you how many free grants are left on that disk without losing your text file;
- kill a file while in Superscript;
- create files with the patched Superscript





META TECHNOLOGIES

FOR YOUR TRS-80™ DISK SYSTEM



MTC AIDS CALCULATION SUBSYSTEM-III™ MODEL I . . . \$24.95 MODEL II . . . \$39.95

User-specified page title		=====CUSTOMER ACTIVITY REPORT=====						PAGE 1		Automatic Page Numbering
Columnar Headings	CUSTOMER	DATE	QTY	SALE AMT	SALES TAX	GROSS SALES	\$/UNIT			
	ACME	3/10	100	675.00	37.13	712.13	0.00			
			200	1325.00	72.88	2110.00	7.12			
		3/20	400	2475.00	136.13	4721.13	6.99			
		4/10	600	3625.00	199.38	8545.50	6.53			
		4/20	400	2600.00	143.00	11288.50	6.37			
			1700	10700.00	588.50		6.86			
Optional Indentation	META	3/10	200	1345.00	73.98	12707.48	7.09			
		3/15	100	674.00	37.07	13418.55	7.11			
			200	1295.00	71.23	14784.77	6.83			
		4/05	400	2435.00	133.93	17353.70	6.42			
		4/10	150	935.00	51.43	18340.12	6.58			
		4/20	600	3585.00	197.18	22122.30	6.30			
			1650	10269.00	564.80					
Columnar subtotals generated when there is a change in a user-specified column.	CURCO	3/25	200	1325.00	72.88	23520.17	6.99			
		4/10	100	685.00	37.68	24242.85	7.23			
			300	1940.09	106.70	26289.55	6.82			
			600	3950.00	217.25					
User-specified Columnar Totals	XYZCO	3/10	150	995.00	54.73	27339.27	7.00			
			200	1345.00	73.98	28758.25	7.09			
		3/20	50	355.00	19.53	29132.77	7.49			
		4/10	300	1975.00	108.63	31216.40	6.95			
		4/15	400	2520.00	138.60	33874.00	6.65			
		4/20	700	4175.00	229.63	38279.62	6.29			
			1800	11365.00	625.08					
			5750	36284.00	1995.62					

Compare AIDS-III™/CALCS-III™ with any other data management package under \$100!

Others make claims, CALCS-III™ delivers with user-specified:

- Fields in any order, with optional indentation
 - Columnar subtotals and totals
 - Computations using field values and constants
 - Full AIDS-III selection of records to be printed
- Use for accounting, inventory, financial and other numeric-based information packages.

CALCS-III™ REQUIRES THE PURCHASE OF AIDS-III™ OR AIDS-I™

Products damaged in transit will be exchanged. Prices, Specifications, and Offerings subject to change without notice.

MOST ORDERS SHIPPED WITHIN ONE BUSINESS DAY

DEALER INQUIRIES INVITED

WE ACCEPT
• VISA
• MASTER CHARGE
• CHECKS
• MONEY ORDERS
• C.O.D.

- Add \$2.50 for standard UPS shipping & handling
- \$2.00 EXTRA for C.O.D.
- Ohio residents add 6½% sales tax.



FOR PRODUCT INFO
1-800-321-3640

CALL TOLL FREE

TO PLACE ORDER
1-800-321-3552

IN OHIO call (216)289-7500 (COLLECT) ✓20

META TECHNOLOGIES CORPORATION

26111 Brush Avenue, Euclid, Ohio 44132



810115

TRS-80 is a TM of Tandy Corp.
©1981 by Metatechnologies Corporation, Inc.

that can be read by TRSDOS or NEWDOS;

- insert text into unjustified lines while printing, a necessity for generating form letters that require names (or other information) to be inserted into the letter;
- protect drivers in high memory from being written over by Scripsit;
- specify that Scripsit not put additional spaces between two words if you are justifying.

- if your printer has them, print special characters: left and right brackets ([]), left and right braces ({}), and the caret symbol (^);
- if your printer has half-linefeed and reverse half-linefeed, you can superscript and subscript;
- underline, print in boldface and slash zeros (0), if your printer acknowledges the backspace character;
- set the printer to 10-pitch (10 characters per inch) or 12-pitch (12 characters per inch), if your printer has this capability.

Even More

In addition to these capabilities, Acorn has:

- fixed Scripsit, so that you need a file-specification typed with the L command, thus eliminating the problem of text wipe-out. This happens when you try to get the length of your text without pressing the ? key before typing the L key a hitting ENTER;
- shortened status messages printed at the bottom of the screen by Scripsit;
- changed the keyboard driver, making it faster without disrupting the video display;
- supplied custom drivers for the Diablo and NEC 5530 printers, both serial and parallel versions;
- supplied a custom driver to let you design your own—serial or parallel.

This is what Acorn claims their patch will do, and that's exactly what it does. The directory command works great, except that you cannot get a list of the invisible or system files. You also can't get the file allocation specifications.

Other than those I have found little to complain about in Acorn's Superscript.

The drivers supplied on the disk are easy to use and are well explained in the pamphlet. The pamphlet also provides instructions on how to set the protocol switches provided in the NEC 5530 and the Diablo printers, and how to set the RS232-C switches in the Radio Shack expansion interface.

I use the recently introduced Radio Shack Daisy Wheel Printer II for word-processing. I was upset that this printer includes many features not supported by Scripsit, such as some twenty odd inaccessible characters.

I was however, very pleased to discover that my printer can use every Superscript option, though I did have to cheat a little on the boldface feature.

Unfortunately, I still cannot use most of the special characters on the Daisy print-wheel, but at least I can use the additional brackets, braces, and the caret symbols, thanks to Acorn.

Because the Daisy Wheel II was just introduced, there isn't a special driver on the Acorn disk for it. I had to use the custom parallel driver to design a routine to patch my printer. When I finished, everything worked fine except the boldface routine. My printer just double-typed all the letters, using the backspace in-

stead of typing the second letter on top of the first as it was supposed to do.

I finally came up with the proper sequence of commands to the custom driver to get it to approximate the commands needed by the patch.

Quite simply, the sequence is:

1B,01,08

This tells my printer to space forward 1/60 of an inch, then backspace one full character width. The patch then repeats the keystroke just typed.

Besides this little difficulty, I have found Superscript to be useful and definitely worth the price. ■

Doubler
Percom Data Co.
Garland, TX
\$219.95

DOSPLUS
Micro Systems Software Inc.
Hollywood, FL
\$99.95

by Stewart E. Fason

One may grow very rich in a number of ways, two of which are: develop a dramatic innovation on a useful product or simply build a better mousetrap.

The Doubler

Percom's new double density system will revolutionize the world of disk operating. How can I be so sure? Well, there are some indications which cannot be overlooked. Three of my friends just left my home. All of them have huge software libraries (mostly bootleg I reckon) and are disk equipped. They had called to ask if it would be okay to stop by for a few minutes and see my new double density system. Few minutes? Ha! Four hours later I threw them out and the verdict was rendered. . . the three of them decided that there was no way they could live any longer without the Doubler. One look at Fig. 1 tells the double density story.

Do a FREE on your single density system and compare. A TRSDOS disk leaves one with about 49K free space compared to over 118K left on a 40 track DOUBLEDOS.

Percom's double density system has two parts. The hardware is a printed circuit board which plugs into the disk controller chip socket in the expansion interface. The installation is simple and takes

about five minutes. The hardware is totally invisible to your single density system except that it contains Percom's data separator which will provide error free reading of your disks. The magic begins when you boot up the double density operating system.

The doubler is supplied with Percom's DBLDOS. TRSDOS users will have no problems. All TRSDOS commands are available in DBLDOS plus the following enhancement:

- The copy command will work with one drive and copies single to double, double to single, as well as like to like. It will not format or backup anything but double density. This is a source of aggravation. Should you want to supply a single density disk to a friend, you would have to format the disk with some other DOS. Further, you would have to copy each file separately with the DBLDOS copy command, which, if you had a large disk to copy, would be an onerous task. Prior to our session I spent many hours copying my single density disks to double, one file at a time.





META TECHNOLOGIES

FOR YOUR TRS-80™ DISK SYSTEM



PROGRAMMING TOOLS NEW LOW PRICE!

TDAM \$14.95
 For Model II \$24.95
 Includes MTC QUE Card!

Having trouble with RANDOM FILES? With MTC's Table-Driven Access Method (TDAM) you'll never fret over FIELDing again. No knowledge of random access files is required. Insert the TDAM "interpreter" into any BASIC program and type in a few DATA statements describing the information in your files. TDAM does the rest! Reads and writes fields and records of any type (even compresses a DATE field into 3 bytes!). Features automatic file buffer allocation/deallocation, memory buffering, sub-record blocking/deblocking, and handles up to 255 fields per record. Super fast and super simple! Complete with TDAM interpreter, instructions and demo program. Requires programming experience.

SIFTER..... \$14.95
 For Model II..... \$24.95

Twelve in-memory high-speed sorts for use in any BASIC program: stable, non-stable, with/without tags, for numeric or string data. Random File Sort included. Some sorts written in machine code. Includes sort subroutines, demo programs and instructions. Relocate as needed with REBUILD. Requires programming experience.

SHRINK..... \$14.95
 For Model II..... \$24.95

Makes Every Byte Count! Make programs smaller and faster! Combines lines & removes unnecessary code including remarks, without altering program operation. Typically reduces program size 25% to 40%.

SUPERSEDE \$14.95
 For Model II..... \$24.95

A "must have" for the professional programmer or the serious amateur. Probably one of the greatest time-savers available. Write programs in shorthand - change variable names - generate program documentation - use with REBUILD and MINGLE to build new programs from old ones.

MINGLE-II..... \$14.95
 For Model II..... \$24.95

Merge up to 14 files (Program or Data) into a single file. Data files may be merged in ascending or descending sequence with the ordering based on a user-specified comparison field. A very handy utility for consolidating data files.

Products damaged in transit will be exchanged. Prices, Specifications, and Offerings subject to change without notice.

MOST ORDERS SHIPPED WITHIN ONE BUSINESS DAY

DEALER INQUIRIES INVITED

WE ACCEPT
 • VISA
 • MASTER CHARGE
 • CHECKS
 • MONEY ORDERS
 • C.O.D.

• Add \$2.50 for standard UPS shipping & handling
 • \$2.00 EXTRA for C.O.D.
 • Ohio residents add 6½% sales tax.

"OTHER MYSTERIES" VOLUME II

foreword by

H.C. PENNINGTON

James Fawcett

MICROSOFT BASIC DECODED & OTHER MYSTERIES
for the TRS-80



Call now and place your order for this new book, "MICROSOFT™ BASIC DECODED & OTHER MYSTERIES for the TRS-80™", from IJG, Inc. A primer for cassette and disk BASIC on the TRS-80™, the information provided applies to similar MICROSOFT™ BASIC interpreters. Features include definition of terms, an overview of BASIC and DOS, explanation of exits, error codes, verb actions, "cold" and "warm" restart procedures and examination of system utilities, arithmetic support and I/O driver routines, and the communications region in RAM. Individual routines are explained in detail, with an index provided for easy access. Appendixes include tables for BASIC and DOS vectors, stacks and interrupt locations, PLUS thousands of comment lines for the complete MICROSOFT™ BASIC.
MICROSOFT™ BASIC DECODED .. \$29.95

The perfect supplement for your NEWDOS, from IJG, Inc.

"TRS-80™ DISK AND OTHER MYSTERIES"

by Harvard C. Pennington

132 pages written in PLAIN ENGLISH packed with HOW TO information with details, examples and in-depth explanations. Recover lost files and directories, remove file protection, make BASIC programs unlistable. How to use SUPERZAP, recover from DOS errors and MORE!
TRS-80™ DISK \$19.95

NEWDOS/80

by Apparat

Apparat's long-awaited successor to NEWDOS+ is here! This is not an enhanced version of NEWDOS, but a completely new product. Simplified DOS commands can be instantly executed from BASIC, even within a program, without disturbing the resident code. System options, such as password protection, number and type of disk drives, BREAK key enable/disable and lowercase modification recognition, can be quickly and easily changed. Five new random-access file types allow record lengths of up to 4096 bytes, and no FIELDing! A powerful CHAIN facility allows keyboard INPUTs to be read from a disk file. An improved RENUMBER facility permits groups of statements to be relocated within program code. Diskettes may even be designated as RUN-ONLY! Features all NEWDOS+ utilities (SUPERZAP 3.0, etc.) and much more! One MTC technical staff member said having NEWDOS/80 is "better than sex" (you'll have to judge for yourself!). Includes 180-page instruction manual and MTC QUE card.

NEWDOS/80..... \$149.95
 MTC QUE Card only \$7.50

CALL REGARDING OUR NEWDOS+ UPGRADE PRICING

Complete for Model I with all utilities Plus exclusive MTC QUE card!

NEWDOS + \$69⁹⁵
 by Apparat

includes REF, RENUM, SUPERZAP, EDITOR/ASSEM., DISASSEM., DIRCHECK, and more! This is the original NEWDOS with all of Apparat's utility programs. Includes exclusive MTC QUE (Quick User Education) card.

40-Track Version..... \$79.95
 MTC QUE Card only \$1.50

MORE PRODUCTS



FOR PRODUCT INFO
 1-800-321-3640

CALL TOLL FREE

TO PLACE ORDER
 1-800-321-3552

IN OHIO call (216)289-7500 (COLLECT)

META TECHNOLOGIES CORPORATION
 26111 Brush Avenue, Euclid, Ohio 44132



810115

TRS-80 is a TM of Tandy Corp.
 ©1981 by Metatechnologies Corporation, Inc.

● The device command from TRSDOS is deleted from DBLDOS (big deal!).

First Class Hardware

Percom could safely offer a money back guarantee for life because once you use double density, the old way seems like the stone age. However, let's examine this system more closely.

We all agreed that the hardware was first class. The software, DBLDOS, was okay. It worked just as the manual indicated. Only seven pages are devoted to the operating system—which is sufficient because there is little to add to the well-written TRSDOS manual. One of my friends even figured out how to install the hardware without taking the bottom off the interface (not recommended).

The Better Mousetrap

DBLDOS, like TRSDOS, is satisfactory until one finds something that is far superior: enter the better mousetrap.

Larry Stoddard, the number one man at Micro Systems Software, knew that I was reviewing the Doubler and wanted me to evaluate their newly developed double density operating system. He bragged about all the wonderful things that could be done with the DOS+ double density system. "OK, I'll look at it but if it takes a Ph.d. in computer science to understand the manual or use the system, I don't have the expertise to properly evaluate it," I said. "Furthermore, for every machine language addict, there are a hundred folks like me; pretty good at BASIC but not really into the F6A0 stuff." "Stewart, I only ask that you try it," he said.

Larry was accompanied by Mark, a wunderkind computer mastermind who would demonstrate the system. Mark seated himself at the keyboard and began typing at about 5000 words per minute and talking computerese at the same speed. How do they do it? I have trouble trying to walk and chew gum at the same time. He demonstrated the entire system in 12 seconds!

The manual is 28 pages long and easy for a BASIC programmer like me to understand. It is clear, concise, and mostly complete. There are several functions which are not explained in enough detail. I would grade it a B-. I give the operating system mostly straight As. It costs \$99 which isn't exactly cheap. Is it really worth it, considering you get DBLDOS free with the hardware? Here are some of the features. You can decide if they are worth the money.

● DOSPLUS double density is fully compatible with TRSDOS. It also allows single drive backup, copy, etc.

● If you have lowercase hardware installed, upon booting up, your keyboard recognizes it and works like always. When you shift a lowercase letter appears. If you want typewriter format, shift-Q does the job.

● A repeating keyboard without key-bounce. Hold down the R and, in about a half a second, R's begin to dance across the screen. Nice when one is editing.

● The transfer mode allows one to copy all the visible files from one disk to another,

which can save a tremendous amount of time. Also, the system doesn't care about the density of the drives. It automatically recognizes disk density. I found this particular function invaluable when I wanted to transfer 76 data files from one disk which also contained the operating system to another pure data disk which already had 21 data files and no room (or need) for the operating system.

● It supports over 120 files. This is a big advantage because with an 80 track dou-

```
Drive      0      — DBLDOS  09/13/80  40      FILES,  95GRANS
Drive 1 — DBLDOS      09/13/80  40 FILES,  257 GRANS
Drive 2 — FORMAT40   11/13/80  48 FILES,  138 GRANS
```

THE VISUAL IMPACT OF DOUBLE DENSITY.
DRIVES 0 & 1 CONTAIN DBLDOS. 0 = 40 TRACK, 1 = 80 TRACK.
DRIVE 2 = 40 TRACK FORMATTED.

Figure 1.

```
DOSPLUS
Directory Drive: 2  REVDOS -11/11/11 - 3.1 DDEN
File name      A T T R B  L R L  # L O G  # P H Y  # G R N  # S E G  E O F
Nova          CMD  N*X0    256    34    34    6    1    0
Purge        CMD  I*U6    256     3     3    1    1    78
Bridge       CMD  N*X0    256    36    36    6    3    245
Dogstar      CMD  N*X0    256    58    58   10    1    72
Vaders       CMD  N*X0    256    12    12    2    1    189
Inotelo      CMD  N*X0    256     9     9    2    1    77
Airraid      CMD  N*X0    256     0     0    2    1    0
Format       CMD  I*U6    256    10    10    2    1    209
Backup       CMD  I*U6    256     9     9    2    1    144
Starwars     CMD  N*X0    256    49    49    9    1    67
Restore      CMD  I*U6    256     4     4    1    1    62
L            CMD  N*X0    256    20    20    4    1    0
Snakeggs     CMD  N*X0    256    55    55   10    1    225

Demon        CMD  N*X0    256    57    57   10    1    171
Transfer     CMD  I*U6    256     4     4    1    1    9
Sant         CMD  N*X0    256    47    47    8    2    207
DDT          BAS  N*X0    256    19    19    4    1    0
Yhatzee     CMD  N*X0    256    44    44    8    1    124
Bomber      CMD  N*X0    256    10    10    2    1    48
Bakgammon   CMD  N*X0    256    19    19    4    1    0
Opera       CMD  N*X0    256    28    28    5    1    107
Galaxy      CMD  I*U6    256    38    38    7    1    0
Wildwest    CMD  N*X0    256    53    53    9    1    41
Copy 1      CMD  U*U6    256     4     4    1    1    142
CLRFile     CMD  I*U6    256     2     2    1    1    153
Robot       CMD  N*X0    256    12    12    2    1    153
Sailpin     CMD  N*X0    256    55    55   10    1    28
Timetrek    CMD  N*X0    256    19    19    4    2    0

CLRfile     CMD  I*U6    256     2     2    1    1    153
Robot       CMD  N*X0    256    12    12    2    1    153
Sailpin     CMD  N*X0    256    55    55   10    1    28
Timetrek    CMD  N*X0    256    19    19    4    2    0
Diskzap     CMD  I*U6    256    11    11    2    1    144
Crunch      CMD  I*U6    256     3     3    1    1    68
Amazeing    CMD  N*X0    256    34    34    6    1    110
Othello     CMD  N*X0    256    13    13    3    1    116
H           CMD  N*X0    256    20    20    4    3    0
Diskdump    CMD  I*U6    256     4     4    1    1    84
Sargon2     CMD  N*X0    256    46    46    8    1    0
PSY         CMD  N*X0    256    56    56   10    2    85
*** 53 Free Granules ***
```

Figure 2.

ble density disk, one will probably run out of file space before disk space.

- A built-in glitch free screen printer, which is operated by pressing shift-clear.

- The break mode allows disable-enable of break key.

- BUILD, AUTO, and DO may be coupled to do some remarkable things. For example: My secretary arrives at 8 a.m. and turns on the computer. With no further operator input the system boots up, looks into my data bank and outputs to the printer my appointment schedule for the day and special dates I should remember. Next, it phones our company's main computer and checks for any messages keyed for me and prints them out. The possibilities of these utilities are endless thanks to a unique HBASIC in the DOSPLUS system. It allows you to go from BASIC to a command operation and, when the command operation is completed, return to exactly where you left off in the BASIC program.

You may utilize this function with a statement in your BASIC program or even hit break, enter CMD"!", "DOS command with any needed parameters" and, when the command is finished, you will be back to your BASIC program. I first tested the function by hitting break in the middle of a for-next loop that was outputting data to the printer. I typed CMD"!", DIR:2 and the directory from Drive 2 was displayed and I was faced with READY. I typed CONT and pressed ENTER and the printer resumed operation exactly where it left off.

- CONFIG allows the option of adding the maximum number of tracks available to your drive to a disk that was formatted for a lesser number, set drive head step rate to maximum allowed by your drive, and automatically enable your clock speedup kit at boot up.

- The new printer driver allows forms and paging perimeters to be set and changed at will.

- RESTORE brings back files that have been accidentally killed as long as you haven't subsequently written over those sectors.

- PURGE allows you to delete selected files by listing them one at a time and asking Y/N?

- DISKDUMP is a display sector/modify program and works with filespecs.

- DISKZAP is their new single/double disk editor. It's easy to use and works well.

- You may display current date/time from DOS.

- FREE displays the disk map and allocation of file space.

- CRUNCH deletes all spaces (not in quotes) and REM statements. If a BASIC program won't quite fit in available memory, crunch will save space.

- DOSPLUS figures GRANS differently. For example, their gran equals 1500 bytes, others about 1200. Somehow they provide a bit more space on a given disk.

- The Spooler works well. I tried it with the following short program; For K=1 to10: For I=50 TO 191: LPRINTI; NEXT I, K. I hit ENTER and after a few seconds, the printer began printing and I was faced with a READY? I returned to DOS and backed up a disk while the printer/spooler was doing its thing. The data is held in high memory, waiting to be printed. This avoids the problems of some spoolers which store the data on disk and must access the disk occasionally.

- One is not restricted to an LRL of 256 (logical record length). Chose from 1 to 256. This allows maximum utilization of disk space.

Love at First Sight

The full impact of double density is obvious when one examines Fig. 2. All of my favorite games on one 80 track disk with 53 DOSPLUS grans or 79.5K of space left! A formatted 40 track will get you over 170K usable space and over 350K usable

space on a formatted 80 track. While Percom will make a bundle from their Doubler, I predict that sales of drives will drop. A single 80 track drive system will now do the work of four 40 track single density drives (with some limitation). Four 80 track drives provide over 1.4 kilobytes on line!

The advantages of the Doubler are immediate and obvious. It's love at first sight. To fully appreciate the value of the DOSPLUS system, one must sit at the keyboard and use it.

The fact that I bought both systems (no freebees) means nothing... I buy darn near everything out of curiosity, most of which I never use, let alone review. However, when one of my friends, a miserly student-engineer, and the other, a man who works hard for his money, shell out that much cash—that should tell you something.

In case you are wondering, I have no connection with Percom or Microsystems Software. I'm just a satisfied customer.

I understand that double density zaps are now available for NEWDOS-80 and VTOS 4.0. I have not seen them in operation but will review their performance another time. ■

CG-16 Symbol Generator

G. P. Associates

Sacramento, CA

\$94.50

by Al Domuret

A relatively new TRS-80 hardware firm by the name of G. P. Associates has a useful hardware item for the Model I, an upper-lowercase and graphics generator board with a new collection of graphics symbols. The kit consists of a pre-assembled circuit board that is easily installed by the user.

The CG-16

The CG-16 Symbol Generator not only displays lowercase with descenders, but it significantly expands the TRS-80's graphics. In addition to the standard 64 TRS-80 graphics characters, it generates the complete ASCII character set and about 100 additional graphics symbols.

The circuit board can be installed in any Model I TRS-80 configuration. Additionally, it is compatible with both the Electric Pencil and Scripsit.

There are a good many TRS-80 programs around that utilize the traditional TRS-80 coarse graphics, and so the question of compatibility arises. With CG-16 all of the old TRS-80 graphics characters are

retained and, as a bonus, the appearance of many existing graphics displays is improved.

Features

As for the lowercase video display with descenders—you have to see it to appreciate it. Reading improved text display with correct lowercase descenders is definitely easier on the eyes.

Another important feature of CG-16 hardware installation is that it has a selector switch. This allows the user to switch off the lowercase hardware if it is incompatible with the software he is running. Radio Shack's mod is permanently hardwired with no selector switch.

To install CG-16, the original TRS-80 graphics generator must be removed and retained for use in the new board. Complete installation instructions are provided. It takes about 45 minutes—or less, if you are an experienced hardware hacker. ■



NEW

Joystick versions of the Fantastic Games by BIG 5 (see page 109) and Software Innovation (see page 77). Available on tape or disk, same price as plain version. One "Stick 80" works with all. Money back guarantee. In stock now.



TWICE THE FUN TO TRS-80

STICK-80 MAKES KEYBOARD OBSOLETE.

Features the famous ATARI joystick. 8 directions + fire control. Simple instructions to make joystick versions of most action games. Plugs into keyboard or expansion int... Price includes ATARI joystick with ALPHA interface and instructions. FREE "MAGIC ARTIST" program. \$139.95
Super Real Time Action Graphic Sound games for Stick-80 by Software Innovations: ALIEN INVASION
COSMIC INTRUDERS BREAKOUT! Each \$9.95
STELLAR ADVENTURE super action with sound. \$14.95
Software authors and distributors contact us for joystick conversion package for your existing games



MUSIC-80 MUSIC-80 MUSIC-80 MUSIC-80 MUSIC-80

Use existing software or write your own. With this low cost 8 bit digital to analog converter you can synthesize up to 5 music voices. Built-in volume control handy when stereo not near TRS-80. Simply plug the "MUSIC-80" into the keyboard or the E/I screen printer port and connect the output (RCA jack) to any amplifier. The Radio-Shack \$12 speaker/amplifier works fine.
Fully assembled and tested. 90 day warranty \$39.95



YOU ASKED FOR IT: "EXPANDABUS" X1, X2, X3 AND X4. CONNECT ALL YOUR TRS-80 DEVICES SIMULTANEOUSLY on the 40 pin TRS-80 bus. Any device that normally plugs into the keyboard edge connector will also plug into the "EXPANDABUS". The "X4" is shown with protective covers (included). The TRS-80 keyboard contains the bus drivers (74LS367) for up to 20 devices, more than you will ever need. Using the E/I, it plugs either between KB and E/I or in the Screen Printer port. Professional quality, gold plated contacts. Computer grade 40 conductor ribbon cable. X2, \$29. X3, \$44. X4, \$59. X5, \$74. Custom configurations are also available. call us.



new

ANALOG-80: A WORLD OF NEW APPLICATIONS POSSIBLE.

8 DIGITAL MULTIMETERS PLUGGED INTO YOUR TRS-80!!! Measure Temperature, Voltage, Current, Light, Pressure, etc. Very easy to use. For example, let's read input channel #4. 10 OUT 0.4. Selects input #4 and also starts the conversion 20 A=INP(0). Puts the result in variable "A". Voila! Specifications: Input range: 0-5V to 0-500V. Each channel can be set to a different scale.
Resolution: 20mV (on 5V. range) Accuracy: 8 bits (.5%). Port Address: jumper selectable. Plugs into keyboard bus or E/I (screen printer port). Assembled and tested. 90 day warranty. Complete with power supply, connector, manual. \$139.



INTERFACER 2: LOW COST INPUT/OUTPUT MODULE.

Still the best value in sense/control devices. Use it for energy control, burglar alarm, darkroom, electric drive, model trains, robots, Skinner box...
-8 TTL/CMOS inputs. Input 0 and 1 are optically isolated.
-8 TTL/CMOS outputs. 2 relays SPDT 2A, 125V, contacts
-Neat and compact design, very easy to use.
10 A=INP(0) Reads the 8 inputs (if A=0; all inputs are low) 20 OUT 0.X Controls the outputs and the relays
Assembled & tested, 90 day warranty. Price includes power supply, cable to KB or E/I, superb user's manual, free phone dialer program: \$95. Manual only: \$5.

GREEN SCREEN WARNING

IBM and all the "biggies" are using green screen monitors. Its advantages are now widely advertised. We feel that every TRS-80 user should enjoy the benefits it provides. But WARNING: all Green Screens are not created equal. Here is what we found:


- Several are just a flat piece of standard colored Lucite. The green tint was not made for this purpose and is judged by many to be too dark. Increasing the brightness control will result in a fuzzy display.
 - Some are simply a piece of thin plastic film taped onto a cardboard frame. The color is satisfactory but the wobbly film gives it a poor appearance.
 - One "optical filter" is in fact plain acrylic sheeting.
 - False claim: A few pretend to "reduce glare". In fact, their flat and shiny surfaces (both film and Lucite type) ADD their own reflections to the screen.
 - A few laughs: One ad claims to "reduce screen contrast". Sorry gentleman but it's just the opposite. One of the Green Screen's major benefits is to increase the contrast between the text and the background.
 - Drawbacks: Most are using adhesive strips to fasten their screen to the monitor. This method makes it awkward to remove for necessary periodical cleaning. All (except ours) are flat. Light pens will not work reliably because of the big gap between the screen and the tube.
- Many companies have been manufacturing video filters for years. We are not the first (some think they are), but we have done our homework and we think we manufacture the best Green Screen. Here is why:
- It fits right onto the picture tube like a skin because it is the only CURVED screen MOLDED exactly to the picture tube curvature. It is cut precisely to cover the exposed area of the picture tube. The fit is such that the static electricity is sufficient to keep it in place! We also include some invisible reusable tape for a more secure fastening.
 - The filter material that we use is just right, not too dark nor too light. The result is a really eye pleasing display.
- We are so sure that you will never take your Green screen off that we offer an unconditional money-back guaranty: try our Green Screen for 14 days. If for any reason you are not delighted with it, return it for a prompt refund.
- A last word: We think that companies, like ours, who are selling mainly by mail should list their street address and a phone number (for questions and orders) accept CODs, not every one likes to send checks to a PO box offer the convenience of charging their purchase to major credit cards. How come we are the only green screen people doing it? Order your ALPHA GREEN SCREEN today...\$12.50



only 13.95

LET THE "CHAIN BREAKER" FREE YOUR MINI-DRIVES.

End the daisy-chain mess once and for all. Fits all mini-drives: Percom, Aerocom, Shugart, Micropolis, MTI, Vista, Pertec, Siemens, BASF. Easy to install: just remove the drive cover, plug in the "CHAIN BREAKER" and replace the cover. Voila!!!
Now you can change and move your drives around without disassembly. Keep the cover on and keep the dust out. High reliability gold plated contacts, computer grade 34 conductor cable. Tested and guaranteed.
Get one for each drive.....only.....\$13.95



INTERFACER-80: the most powerful Sense/Control module.

•8 industrial grade relays, single pole double throw isolated contacts: 2 Amp @ 125 Volts. TTL latched outputs are also accessible to drive external solid state relays.
•8 convenient LEDs constantly display the relay states.
Simple "OUT" commands (in basic) control the 8 relays.
•8 optically-isolated inputs for easy direct interfacing to external switches, photocells, keypads, sensors, etc.
Simple "INP" commands read the status of the 8 inputs.
Selectable port address. Clean, compact enclosed design.
Assembled, tested, 90 days warranty. Price includes power supply, cable, connector, superb user's manual.....\$159

ALPHA Product Co.

85-71 79 St. WOODHAVEN N.Y. 11421



Info and order: (212) 296-5916

ADD \$2.50 PER ORDER FOR SHIPPING AND HANDLING. ALL ORDERS SHIPPED FIRST CLASS MAIL. WE ACCEPT VISA, MASTER CHARGE, CHECKS, M.O. COD: ADD \$2.00 EXTRA. QUANTITY DISCOUNTS AVAILABLE. N.Y. RESIDENTS ADD SALES TAX.



THE ASSEMBLY LINE

by William Barden, Jr.

"I love the Z-80, but some people look upon it as the result of an illicit union between an itinerant 8080 and a marketing representative and do not think kindly of its instruction repertoire."

This column describes a typical computer project—one which should be easy but invariably isn't.

In the process of describing the project, we'll discuss some of the aspects of using the serial interface. We'll also be looking at some Color Computer 6809E programming and a new program to investigate disk data.

The Problem

The Color Computer has a line printer interface built into the hardware and software via the RS-232C (serial) output channel. Possibly Radio Shack will come out with some inexpensive serial to Centronics bus device allowing you to connect the Color Computer to an existing Model I/III line printer. In the interim, however, I wanted listings of Color Computer software.

The options seemed to be:

- Design a hardware device using a UART so that I could go directly from the Color Computer to the line printer.
- Run the serial output from the Color Computer to the RS-232C input of the Model I and thence to the line printer.

Obviously, the second option was most attractive. Everyone knows software is easy. That's why people feel no qualms about copying.

The Color Computer End

The Color Computer RS-232C interface is handled in Microsoft's 8K BASIC interpreter. The 8K version implements serial output only; the extended BASIC will allow normal communication in both directions.

All output is handled by turning a bit of a PIA (Peripheral Interface Adapter) on and off to get the serial output (See Fig. 1). Working storage in page 0 of RAM allows you to select the baud rate and certain other parameters as shown in Table 1.

The serial output connector is a four-pin DIN connector with the signal assignments shown in Fig. 2. Pin 3 of this connector is ground. Pin 4 is the serial output to the printer. A high (greater than +3 volts) represents a ready condition for the printer; this means that the printer has printed the previous character and is

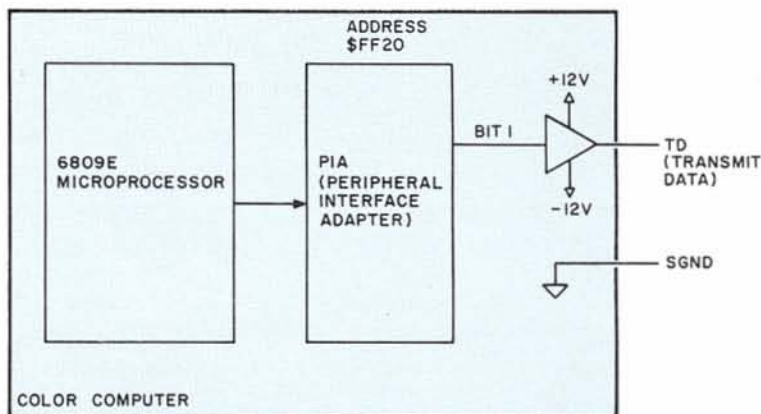


Fig. 1. Color Computer Serial Output

ready to accept the next. A low (less than -3 volts) represents a "busy" condition; this means that the printer is still processing the last character. Pin 1 is not used. This came back to haunt me later.

The Model I End

The other end of the 4-conductor cable is shown in Fig. 3. It attaches to the Model I RS-232C cable and from there follows a circuitous route past the (unique) connector into the RS-232C board.

The RS-232C board's complexity is

widely overrated. It doesn't do that much, but what it does, it does in abstract fashion, especially if you read the RS-232C manual!

In the minimum configuration, three lines are required for serial communication—one is a ground line, one a transmit data (TD) line and one a receive data (RD) line.

The usual signal for asynchronous communication looks like Fig. 4. If the signal is high (positive voltage or logic 1), it is said to be marking; if the signal is low (negative voltage or logic 0), it is spacing. This nomenclature dates back to pre-TRS-80 times when teletypewriting devices were used even without the Color Computer.

The serial interface looks for a change from mark to space. This is called the start bit. As soon as the mark changes to a space (1 to 0), the serial interface says "Aha! A start bit! Data is a-coming in." By prior arrangement, the data coming in must be at an agreed upon baud rate with an agreed upon number of data bits, parity bit, and start and stop bits.

When the start bit is received, the serial interface, using its own clock timing, looks for the subsequent data bits, parity bit, and stop bits. Note that this action is initiated with the start bit; there is no clock on the serial line. Because the bits are coming in at a predefined baud rate, the serial interface clock timing knows

RAM ADDRESS	DEFAULT
\$95	BAUD RATE \$00
\$96	\$57
\$97	LINE DELAY \$00
\$98	\$01
\$99	COMMA FIELD WIDTH \$10
\$9A	LAST COMMA FIELD \$70
\$9B	LINE PRINTER WIDTH \$84

BAUD RATES		\$ = HEX	
RATE	LOCATION \$95	LOCATION \$96	
120	\$01	\$CA	
300	\$00	\$BE	
600	\$00	\$57	
1200	\$00	\$29	
2400	\$00	\$12	

Table 1. Color Computer Printer Parameters

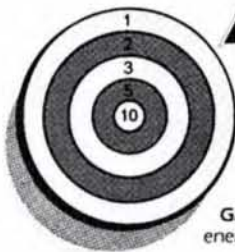
The Resurrection of IAGO^{T.M.}

It is the hour. The clanging of swords is silent—only far off sounds of men struggling are heard. Othello is down. IAGO stands astride—beckoning to all challengers.

IAGO, the classical Shakespearean antagonist to Othello has returned as the ultimate Reversi/Othello game. IAGO contains one of the most powerful strategies ever developed for a Microcomputer system.

IAGO is for the novice to advanced player, and with 7 levels of play that will provide years of challenging enjoyment. So, if computers are your game then ask your Datasoft dealer for a demonstration or contact us for details.

TRS-80 Models I & III
[Diskette] \$24.95
[Cassette] \$19.95



ARCADE 80

Three high quality arcade games in one simple format. This is home entertainment at its best.

- Game 1: Falling Bricks**—Balances accuracy against time. If you're not quick enough the bricks come crashing down on you.
- Game 2: AstroMines**—Seek and destroy the enemy's mines before fuel runs out. Be careful or you will destroy yourself.
- Game 3: Star Run**—A Star Raiders type game filled with refreshing graphics.

TRS-80 Model I [Diskette] \$24.95 [Cassette] \$19.95



FOOTBALL CLASSICS

Goes beyond ordinary computer football programs. You can recreate sports history by pitting top teams against each other in their best years. You make the plays and the statistics decide the outcome. And that's not all!!! With the easy to use updated input file, you can update or create your own statistics. Included with the program are six teams of the past.

TRS-80 Models I & III [Diskette] \$24.95 [Cassette] \$19.95

Datasoft Inc.^{T.M.}
COMPUTER SOFTWARE

407

16606 Schoenborn Street, Sepulveda, Calif. 91343—(213) 894-9154

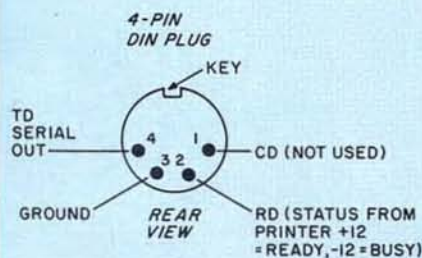


Fig. 2. Color Computer Serial Out Connector

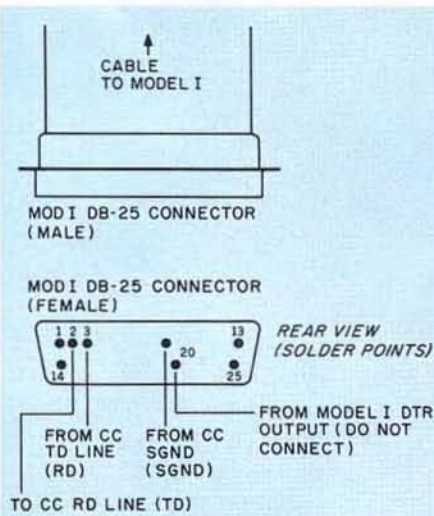


Fig. 3. Model I RS-232C Connector

approximately where to look for the next bit. Obviously if this process were done over 34,768 bit times the serial clock would get out of sync with the incoming data. However, for 10 or 11 bits there is no problem.

That's basically all there is to passing data serially, in the simplest case. If data communication is allowed in both directions simultaneously, then the transmission is called full duplex. One character can be transmitted one direction while another goes the opposite direction. This is a common mode for terminals, where the terminal sends a keyboard character via telephone lines, and the receiving computer immediately returns the same character. The resulting echo verifies that the character has been received properly by the computer. If data transmission is allowed in only one direction at a time, the transmission is said to be half-duplex. A terminal using this mode prints locally with no echo back from the remote system.

The RS-232C board times out incoming characters. After the start bit is received, it starts reading in the remaining bits. The bits are converted from their serial form to an eight-bit value, stripped of parity, start

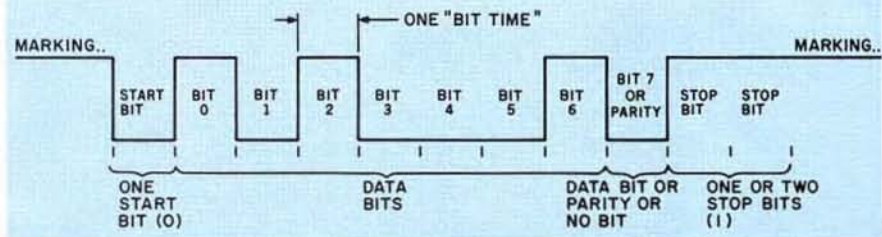


Fig. 4. Asynchronous Communication Signals

and stop bits. This eight-bit value can then be read into the A register by a simple IN instruction.

Data transmitted from the RS-232C board goes through the inverse process. A parallel byte from an OUT is converted to a serial bit stream and sent out over the TD line. The same serial clock times this operation.

The protocol from computer to RS-232C board is similar to any other device. If a byte has been sent to the board and is being transmitted from the one-byte transmitter buffer, the board cannot accept another character during the transmission time. A "transmitter buffer empty" flag indicates when the RS-232C board can accept another character. A "received data" flag indicates when another received character has been assembled and can be read.

What about those other lines? The

other RS-232C signals are standard signals that represent various communication conditions. If a modem is being used, for example, it's convenient to know that the phone is still connected or that someone is calling up your computer to see if he can get a copy of the new Color Computer to Model I System Printer Driver he has heard about. These lines are also used as status lines for a non-communication environment. Clear-to-send (CTS), for example, is commonly used for NEC Spinwriter interfacing, or other serial printers.

Why use other lines when all serial transmission could be handled with three lines? For faster rates. The Spinwriter and some other devices are buffered. They contain memory that will accept data at extremely fast serial transmission rates, much faster than printing speeds. If continuous printing is not done, then the over-

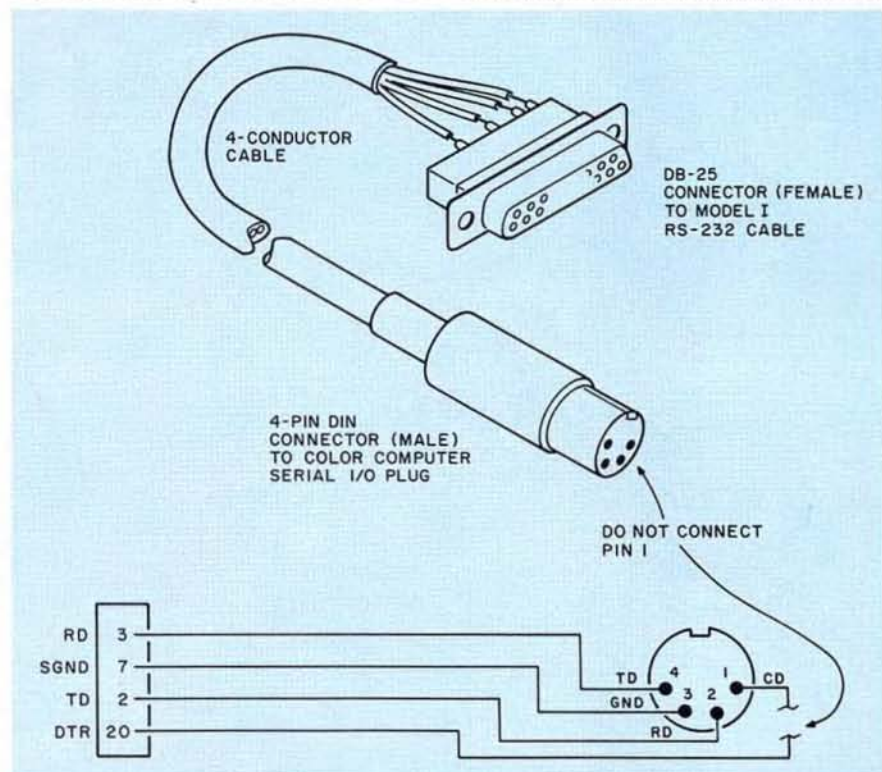


Fig. 5. Color Computer to Model I Cable

THE 80'S BELONG TO SNAPP!



MASTER / SLAVE

This software package was designed to support the transferring of files from one Model II to another, via direct connection or modem/phone line connection. ALL kinds of files, and baud rates up to 9600 are fully supported. Transfer files in either direction, even with the SLAVE Model II UNATTENDED! \$150



AUTOMAP

Save time creating a formatted screen for input ease. This ON LINE/OFF LINE utility will display information with simple GET and PUT statement commands. Realize up to 75% time reduction. No user memory. Programming is easier. Input with ease using AUTOMAP. \$75



ITOI

A helping hand when converting BASIC programs from the Model I to the Model II. Automatically adjusts PRINT @, and PRINT USING to compensate for differences in the language. Advises you where adjustments are necessary for PEEK, POKE, etc. \$25



CONVERT

This remarkable utility converts "V" format files (the sequential format used by the SHACKS COBOL and BASIC Compilers) to the "F" format files (the sequential file format used by the BASIC interpreter and BASCOM), and vice versa. Without this product, programs written for the interpreter will have to be RE-KEYED to be used by the SHACKS Compiler BASIC. \$75



DIAL

USR 330D Auto Answer/Auto Dial, Direct Connect Modem, 300 baud, originate /answer 103J compatible. When used in conjunction with our DIAL software is capable of complete origination of communications with remote locations without operator intervention. Special combination price, modem and software. \$420
Software only \$50



DOUBLE TAKE 3741

This is not a football play but the way to play ball fast in converting IBM 3741 and similar formatted diskettes to Radio Shack formatted disks or vice versa. Fast is the name of the game. \$200



3M SCOTCH DISKETTES

Double density certified 8" Floppies for the Model II. Better quality is not available at any price. Ten diskettes to a box.

Quantity (boxes)	Price Per/Box
1	\$ 35.50
5	\$ 34.50
10	\$ 33.50
20	\$ 32.50

\$3.00 shipping charge. This charge is waived if software is purchased on same order.



HOSTII/TERMI

Allows remote control of a Model II from another Model II, or any ASCII terminal. Our Host system, unlike the one supplied with TRSDOS 2.0, supports accurate screen positioning on the Term station. Without this feature, formatted displays appear on the screen looking like randomly placed garbage. Requires NO user memory! This system is designed to provide software support to our customer locations without ever leaving the office. Custom versions are now available for most nationally distributed terminals as a \$25.00 option. Call for details. \$50



SPOOLER Model I, Model II and Model III

Our workhorse! Unlike the one supplied with TRSDOS 2.0, ours requires no special knowledge or training on the part of the operator. Additionally ours performs much better. On the Tandy SPOOLER, everytime a disk is accessed, the printer stops dead! This package is available for Model I, in the TRSDOS/NEWDOS 80 versions, or for the Model II. Greatly enhances system performance when running typical business applications. Many applications have been benchmarked to run nearly TWICE AS FAST with the SPOOLER installed. Installs in minutes and no changes are required to your programs. Preferred Model II versions require NO user memory. An additional feature for the Model II version only is Disk Spooling support which we highly recommend for word processing applications. \$100.00

DISK SPOOLING OPTION \$50.00

ALL PRODUCTS NOW AVAILABLE FOR THE MODEL III



8160 Corporate Park Dr.
Cincinnati, Ohio 45242

Call Toll Free

1 - 800 - 543-4628

Ohio residents

call collect (513) 891-4496

All products now available to run with TRSDOS 2.0.



ULTRA PPD

This is the ultimate Proportional Printer Driver that does the job the others do not. Add to the Electric Pencil and your print will look like its copy has been typeset. No word processor should be without this enhancement. Now available for the DWII and the LP1V. \$100



DPRINT

Allows you to access a serial printer simultaneously with the standard parallel printer. Easy interface to BASIC. Drive two printers at once! \$75



XPRINT

Print neatly formatted hard copy listings of BASIC programs from disk. Programs may be ASCII or compressed. Quick and easy group selection allows you to print many listings with one command. \$35



DOSFIX

A collection of patches to TRSDOS and BASIC to enhance their usability and function. Includes our well known BREAK7E patches and facilities to disable verify detect which will increase average disk speed by 30%. Free with any Model II Software Package. Purchased separately \$10



TERMS OF SALE:

Credit card customers, add 2% C.O.D. customers add \$2. Ohio residents add 5 1/2% sales tax. Shipments normally made the same day we receive your order. Credit granted to governmental agencies, educational institutions and D & B rated business firms. Please include purchase order number when ordering.



OUR GUARANTEE:

If your diskette arrives damaged, we will replace it without charge. If you ever accidentally damage it, we will replace it for a \$10 handling charge. For a period of one year, we will provide you with any enhancements or updates for a \$10 handling charge. For a period of one year, if errors are discovered in the programs, they will be corrected without charge. In the event we cannot correct an error, you may return the program material for a refund.

Electric Pencil is a trade mark of Michael Schroyer Software, Inc.


TRS-80 and TRSDOS are trademarks Radio Shack division of Tandy Corporation.

NEWDOS and NEWDOS/80 are trademarks of Apparat, Inc.

GO WITH A WINNER!

THE STOCKING SOURCE

Buy Only From a "Factory Authorized Source"



EPSON MX-70



EPSON MX-80



ANADEX DP-9500

PRINTERS



Okidata Microline 82

List Price Your Cost

NEW — Okidata Microline 82 . \$ 960.
Features: 80 C.P.S.; Bidirectional; Full forms Control; Choice of Parallel or Serial Interface as Standard; Buffered Serial Optional

Ask For Our Price **\$600**

Epson Model MX-70 \$ 495.
Features: 80 C.P.S.; Unidirectional; Bit Plot Graphics; Adjustable Sprocket from 4" — 10"

Ask For Our Price

	List Price	Your Cost
Epson Model MX-80	\$ 645.	Ask For Our Price
Okidata Microline 80 . \$	800.	Ask For Our Price \$550
Anadex DP-9500 & DP-9501	\$1650.	Ask For Our Price
Anadex DP-8000	\$1095.	Ask For Our Price \$895

INTERFACES —

Epson Apple Plug-in Interface & Cable	\$110.
Epson Serial Interface & Cable	\$ 90.
Epson IEEE 488 Interface & Cable	\$ 80.
Model TRS-80 Expansion Interface Cable	\$ 35.
Model 232 Universal CA Cable, Universal Serial Interface	\$ 25.
Okidata Microline 80 Tractor	\$100.

Okidata Microline 80 RS-232 Interface with 256 Character Buffer \$170.

SYSTEMS FURNITURE —
We stock Systems Furniture tables.

PRINTER STANDS —
We stock Universal printer stands for most printers.

COUPLERS & MODEMS —
We handle the broad Tek-Com line.

BREAKOUT BOX

List Price Your Cost
NEW — HAYES TECHNICAL \$195
Full RS 232 Breakout and Patching Interface Box



ASK FOR OUR INSTANT DISCOUNT From Roy Hawthorne Talk To Bill Tokar On Applications

CALL TOLL FREE U.S.A.
1-800-521-2764 MICHIGAN
1-800-482-8393

Reminder: We are open 8:30 AM to 5:00 PM EST Monday through Friday

WRITE TO: "The Stocking Source" ✓438
NEW 24069 Research Drive Farmington Hills, MI 48024 313-474-6708

all program runs faster as characters are sent out rapidly to the buffer and the program continues processing instead of waiting for the printer's completion of the next character.

Also, without a status line and an unbuffered printer (there are few of these left) it's possible to lose characters as the printer does a carriage return and line feed at the end of the line. Without status back to inhibit transmission, several characters might have been sent out and ignored.

Physical Considerations

With both the Color Computer and Model I researched, it became laughingly simple to implement the scheme. First was a run down to the local Radio Shack, 35 miles away. No, they didn't have four-pin DIN connectors—plenty of five-pin ones, though... It was DIN, DIN, DIN, for the rest of that day. Finally, at MarVac Electronics—four-pin DINs. The RS-232C female connector to fit the Model I was easy. Any computer or electronics store usually carries them.

A search of my wire supply yielded plenty of four-conductor wire, but all of it in 23-inch lengths. I finally got four-conductor rainbow wire at my local Radio Shack and assembled the cable shown in Fig. 5. The length can be any reasonable length, up to hundreds of feet.

The Software

There is no additional software required on the Color Computer end. Executing an LLIST or a PRINT-2 will send out characters at 600 baud with one start bit, seven data bits, no parity, and two stop bits, as shown in Fig. 6. The Model I must be configured to this standard. Optionally, the baud rate can be changed in the Color Computer by POKEing into locations 149

and 150 (decimal) as shown in Table 1.

On the Model I end, however, there's plenty of new software—well, plenty compared to the Color Computer. It's shown in Program Listing 1. It is assembled as a

CMD file which can simply be loaded and executed from disk.

The CCXFER program first executes an OUT to 0E8H. This simply resets the RS-232C. Next, the RS-232C switches are

```

F000      00100      ORG      0F000H      ;CHANGE FOR YOUR SYSTEM
00110      ;*****
00120      ;*PROGRAM TO USE MODEL I LINE PRINTER FOR COLOR COMPUTER*
00130      ;*LINE PRINTER OUTPUT.
00140      ;* MODEL I: PIN 3 (RD) CONNECTS TO CC PIN 4 (TD)
00150      ;* PIN 7 (SGND) CONNECTS TO CC PIN 3 (GND)
00160      ;* PIN 2 (TD) CONNECTS TO CC PIN 2 (RD)
00170      ;* PIN 20 (DTR) CONNECTS TO CC PIN 1 (CD)
00180      ;*SET MODEL I RS-232 TERM/COMM SWITCH TO TERM
00190      ;*SET RS-232-C BOARD SWITCHES AS FOLLOWS:
00200      ;* S1 S2 S3 S4 S5 S6 S7 S8
00210      ;* CL OP CL OP OP CL OP
00220      ;* - 7-BITS PD 2 STOP 600 BD
00230      ;*****
00240      ;
F000      D3E8      00250      CCXFER      OUT      (0E8H),A      ;RESET RS-232-C
F002      DBE9      00260      IN          A,(0E9H)      ;READ SWITCHES
F004      E6F8      00270      AND          0FBH      ;DISCARD BAUD RATE
F006      323BF0    00280      LD          (IMAGE),A      ;SAVE
F009      F608      00290      OR          0      ;SET BRK
F00B      D3EA      00300      OUT      (0EAH),A      ;PUT IN CTRL REG
F00D      DBE9      00310      IN          A,(0E9H)      ;GET SWITCHES
F00F      E607      00320      AND          7      ;GET BAUD RATE
F011      2136F0    00330      LD          HL,BAUDTB      ;ADDRESS OF BAUD RATE CODES
F014      0600      00340      LD          B,0      ;ZERO B
F016      4F        00350      LD          C,A      ;BAUD RATE TO BC
F017      09        00360      ADD          HL,BC      ;POINT TO CODE
F018      7E        00370      LD          A,(HL)      ;GET CODE
F019      D3E9      00380      OUT      (0E9H),A      ;PUT IN BRG
F01B      DBEA      00390      CCX050    IN          A,(0EAH)      ;GET UART STATUS
F01D      CB7F      00400      BIT          7,A      ;TEST BYTE AVAILABLE
F01F      28FA      00410      JR          2,CCX050    ;GO IF NO
F021      3A3BF0    00420      LD          A,(IMAGE)      ;GET IMAGE
F024      F604      00430      OR          4      ;RESET BRK
F026      D3EA      00440      OUT      (0EAH),A      ;PUT IN CTRL REG
F028      DBEB      00450      IN          A,(0EBH)      ;GET BYTE
F02A      CD3B00    00460      CALL        3BH      ;OUTPUT
F02D      3A3BF0    00470      LD          A,(IMAGE)      ;GET IMAGE
F030      E6FB      00480      AND          0FBH      ;SET BRK
F032      D3EA      00490      OUT      (0EAH),A      ;PUT IN CTRL REG
F034      18E5      00500      JR          CCX050      ;LOOP
                                ;
F036      22        00520      BAUDTB    DEFB      22H      ;110 BAUD
F037      44        00530      DEFB      44H      ;150
F038      55        00540      DEFB      55H      ;300
F039      66        00550      DEFB      66H      ;600
F03A      77        00560      DEFB      77H      ;1200
F03B      AA        00570      DEFB      0AAH      ;2400
F03C      CC        00580      DEFB      0CCH      ;4800
F03D      EE        00590      DEFB      0EEH      ;9600
F03E      00        00600      IMAGE    DEFB      0      ;SWITCH IMAGE
F000      00610      END      CCXFER
00000      TOTAL ERRORS

```

Program Listing 1. Model I CCXFER Program

Features of the FATIGUE FIGHTER™

- REduces OPERATOR FATIGUE THEREBY ALLOWING MORE EFFICIENT USE OF THE COMPUTER.
- INSTALLS EASILY WITH PRESSURE SENSITIVE ADHESIVE. NO SCREWS, CLIPS, OR DRILLING TO DAMAGE MONITOR.
- DESIGNED TO MATCH TRS-80® STYLING FROM THE BLACK AND SILVER BORDER TO THE LETTERING TYPE FACE.
- MADE OF TOUGH 1/8 INCH THICK ACRYLIC SHEET FOR DURABILITY, EASE OF CLEANING, AND A QUALITY APPEARANCE.
- FITS BOTH THE MODEL I AND THE MODEL II.
- DOES NOT VOID THE COMPUTER WARRANTY.

TO ORDER :

Send Name & Address Typed or Clearly Printed with Check or Money Order for \$12.95 Each, Including Shipping. COD's are \$2.50 Additional Per Order & are Accepted by Mail or by Calling 904-378-2494 9-5 M-F. Florida Residents Add 4% Sales Tax.

TRS-80 IS A TRADEMARK OF TANDY



SOUTHERN INNOVATIVE DESIGN
1520 NORTHEAST 12TH STREET
GAINESVILLE, FLORIDA 32601 ✓ 373



read. The baud rate portion on the lower three bits is discarded and the remainder of the image saved. This image is output to the control register of the RS-232C (PUT 0EAH,A) to set up the number of data bits, parity, and number of stop bits.

The three bits of the switches define the baud rate. These are used to index the BAUDTB table to pick up the proper code to pass to the RS-232C controller baud rate generator (OUT 0E9H,A).

The code at CCX050 on is the main loop of the program. (The preceding code is executed once to read the switches, so the switches cannot be redefined during execution.) The UART status is read by IN A, (0EAH). If bit 7 of this status is set, the RS-232C controller has received a data byte. If the receiver buffer has a character, an IN A, (0EBH) picks up the character and passes it to the Level II line printer routine at 3BH. The program then loops for the next character.

The remainder of the code is concerned with setting the TD line. This line is used as a ready line to the RD input of the Color Computer. It must be high for a printer ready condition. At high baud rates it's possible to overrun the line printer speed.

The Line Printer III, for example, is a 120 character per second printer, which would not be able to keep up with a 2400 baud rate (240 characters per second). Characters would be lost. The TD line is therefore reset (negative voltage or logic 0) just prior to calling the line printer routine and set (positive voltage or logic 1) just after returning from the routine. The BRK bit passed to the RS-232C control register is controlled by data bit 4. This bit is reset by an OR 4 and set by an AND 0FBH before it is output by an OUT (0EAH), A. Reset generates a 1 output, while set generates a 0 output on the TD line.

Debugging

I love computer periodical articles. Most of them look like the author whipped up the design and program in an hour and a half. This job took twelve hours, including travel. After some misunderstandings about the RS-232C, including an inverted voltage output on TD and an LD in place of an IN, which I just could not see, I was able to print one character properly. Then the Color Computer hung up.

The problem? I had cleverly connected the CD line of the Color Computer to the DTR output of the Model I, thinking ahead to my next project, transmitting files back and forth between the two computers. This signal in some way affects the serial operation.

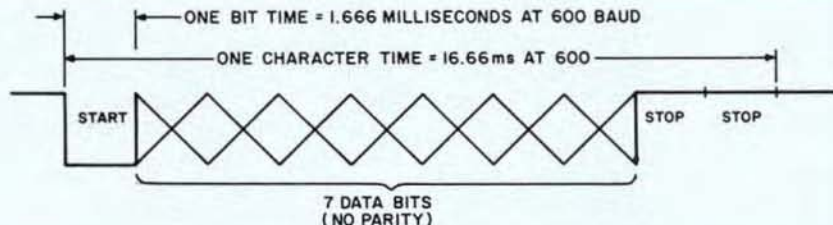


Fig. 6. Color Computer Serial Data to Printer

Operation

To enable printing: connect the cable between the two computers. Turn on or reset the Color Computer and change the baud rate in RAM by a POKE if applicable. Set the Model I switches as shown in Program Listing 1; the baud rate switches must be reconfigured to the Color Computer baud rate if it has been changed. Load CCXFER into the Model I and start execution. Printing to your Model I line printer should now be possible.

I now have printer output from the Color Computer through the Model I. Wasn't it easy? Meanwhile, my next project, transmitting files between the two machines, is proceeding nicely. It should be a snap. . .

More 6809E Programming

Several columns ago I described some of the aspects of the new Color Computer. Let me describe a few more related to the 6809E microprocessor programming.

The 6809E is an upgrade of the 6800 microprocessor. The 6800 has a nice instruction set built along classical lines. I love the Z-80, but some people look upon it as the result of an illicit union between an itinerant 8080 and a marketing representative and do not think kindly of its instruction repertoire. Those people will want to program on the Color Computer.

The basic 6800 used the registers shown in Fig. 7. The 6809 adds some additional registers to the two accumulators, index register, and stack pointer of the 6800, as shown in the figure. A second index register provides more indexing capability. A second stack pointer points to a user stack. This stack holds user parameters, while the original hardware stack holds return addresses and the environment.

The accumulators can be treated as one 16-bit register to allow 16-bit arithmetic operations (sound familiar?). The direct

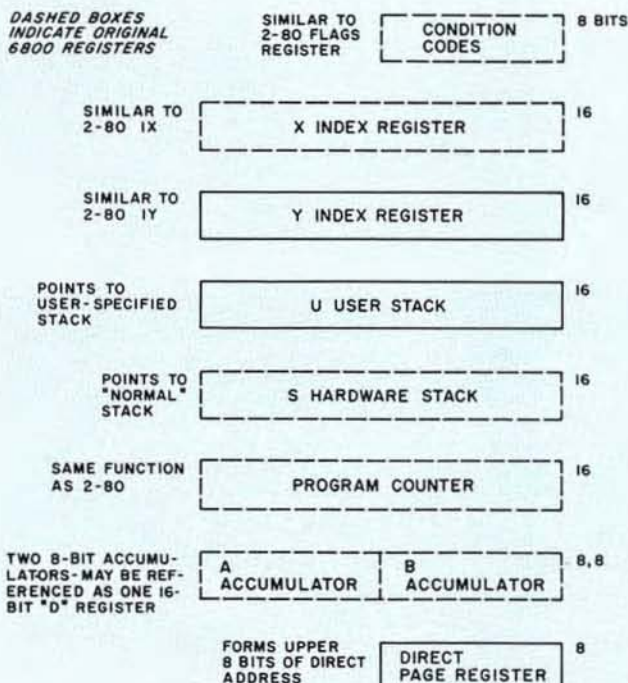


Fig. 7. 6809E Registers

This
printer
costs less
than \$450.
Beat that...
if you can.



Epson.

This is the Epson MX-70. The lowest priced dot matrix printer you can buy. Now, that in itself should make it very attractive to a lot of people. But you ain't heard the half of it.

To begin with, the MX-70 has a lot more in common with our now-famous MX-80 than just the name. Like unequalled Epson reliability. And technological breakthroughs like the world's first disposable print head. But frankly, the MX-80 packs a lot more power than some people need. So we built the MX-70 to be a no-frills printer. At a no-frills price.

But the MX-70 is still a great little printer. We give you 80 CPS unidirectional printing. Top-of-form recognition. Programmable line feed and form lengths. Plain paper printing. An easy-to-read 5x7 matrix. Self test. And an adjustable tractor feed.

That's what you'd expect

from a basic little printer. But here's something you wouldn't expect: the finest graphics package on the market today. Free.

We call it GRAFTRAX II. And it means 480 dots across the page, resolution to 60 dots per inch, and a graphic image free of the jitter and overlap that plagues other printers. You get cleaner grays and finer point resolution.

So now you've got a choice. You want more power and extra functions, you buy the MX-80.

You want a basic little printer that prints, and keeps on printing, you buy the MX-70. They're both at your dealer now.

But at this price, you'd better hurry.

✓ 404



EPSON
EPSON AMERICA, INC.

23844 Hawthorne Boulevard • Torrance, California 90505 • (213) 378-2220

page register is initially set to 0, to address page 0 of the memory (locations 0 through \$3FF; the \$ is a hex prefix instead of the familiar Z-80 H suffix). It can be changed at any time to point to any 256-byte area, as, for example, a common working storage area.

Two additional condition code bits are related to the number of registers pushed on the stack (E) and a fast interrupt request (F).

The instruction set of the 6809 retains most of the 6800 instructions. The format of some have been redefined on the basis of frequency of use. There are many new instructions related to 16-bit operations. A hardware multiply instruction (8 x 8 bits) is implemented, but no divide.

The most significant changes to the 6800 base have occurred in addressing modes. There are nearly two dozen separate addressing modes. Modes similar to the Z-80 modes include such addressing as immediate addressing, register operations, direct addressing, and the like. There are a variety of indexing modes—offsets (displacements) of 5, 8 and 16 bits can be added not only to the X and Y index registers, but also to the two stack pointers! Another feature is the ability to auto-index. After an index register is used, it is incremented or decremented automatically by one or two to point to the next location.

As I mentioned in the previous column, the hooks are in Microsoft BASIC for assembly language on the Color Computer. I've been digging around in a disassembly of the 8K BASIC and found some very interesting things that would satisfy any assembly language freak. The cassette output of 1200 and 2400 hertz, for example, is synthesized by using the built-in 6-bit digital-to-analog converter. A table of sine wave values is converted to the sine waveform. All RS-232C operations are done in the firmware; there doesn't appear to be any serial input in the 8K BASIC, but this will be in the extended BASIC version.

As of yet Radio Shack doesn't have an assembler, but there are a number of monitors and assemblers available from other sources. Write me and I'll send you a complete list.

If I sound enthusiastic, I am. I'm always fascinated by new toys, especially sophisticated, inexpensive ones. Look into the Color Computer!

Trakcess

As I've stated before in this column, I can't be bought (easily). From time to time, however, I see new products that are interesting. One of these is The Alternate

Source's Trakcess. I'm mentioning it here because it is related to a previous column on disk operations. If you would like to continue your education on disk operations down to the disk controller level, I recommend Trakcess.

Trakcess is an assembly language program, written by Roxton Baker, that allows you to perform disk operations such as stepping the head, reading and writing sectors, locating usable sectors, reading and writing tracks (the entire track, not just the data portion!), and building a format track. Using this program, you can

build a disk to your own specifications (one sector of 3024 bytes per track, for example). When used with your own assembly language routines, you can design your own operating system (given 10 or 11 man years). Although I have mixed feelings about this controversial subject, you can also use Trakcess to investigate any disk.

Next month we'll have more assembly language topics. If you have strong ideas, or any ideas about what you'd like to see here, write me at: 28182 Palmada, Mission Viejo, CA 92692. ■

80 ACCOUNTANT

by Michael Tannenbaum C.P.A.

Many times in past months, I have been tempted to devote a column to word processing.

When Michael Shroyer introduced the Electric Pencil, the program was light years ahead of the unsophisticated word processors of the time. It was fast, it was convenient and it was easy to use. Since I rarely write long reports, I never ran out of memory.

Because Pencil had been designed for use on a faster processor, it suffered from typing wrap-around. More than once I lost letters as I typed. In general, the good features far outweighed the bad and the Pencil was, and still is, a joy to use.

Scriptit

About this time, Radio Shack introduced Scriptit for the Model I. Scriptit eliminated the wrap-around problems and provided for far more formatting latitude than the Pencil. It also introduced me to the concept of horizontal scrolling.

Horizontal scrolling is rarely required for preparing text. However, if you must prepare any type of schedule where the line length will exceed 64 characters, horizontal scrolling allows you to move the screen left and right over the text. Thus, you can prepare, edit and review a schedule with data lines that can be 132 characters long.

Electric Pencil II for the Model II represents a significant improvement over the Model I release. Although it is still a "string oriented" word processor, you can embed control commands in the text. These control commands dynamically adjust margins, spacing and any other parameter. Thus, Electric Pencil II eliminates

most of the problems of dealing with outline reports.

An additional sub menu has been added to facilitate disk commands. From this menu disks are initialized, files loaded into the program buffer and the buffer cleared. It also enables you to view the entire directory by executing a DIR command from the sub menu.

Pencil can also be used to edit a BASIC program, if the program is saved in ASCII format and spaces are available every 30 characters or so. A specially modified version of the Pencil is supplied for this purpose.

Although the Pencil is suitable for most text preparation, if long files are required, you may run out of memory. Authors of books or long reports should sub-divide the material to ensure adequate memory for each section. If a document requires footnotes, you should force pagination, so that the footnotes will appear at the bottom of a page.

With all of its features, the Pencil II is still basically a text processor; horizontal format schedules cannot be easily prepared, a severe limitation for an accountant.

Scriptit II

When Model II Scriptit became available, it represented as great an improvement over Scriptit I as the Pencil II. The folks at Radio Shack really have a winner. It's SUPER!

Unlike Pencil, Scriptit II is a "page oriented" word processor. This means that text is entered on a page by page basis. Pagination is not automatic and when a page is full, the program prompts



✓97

Adventure INTERNATIONAL

A DIVISION OF SCOTT ADAMS, INC.



Scott Adams

Scott Adams
ADVENTURE SERIES

WE WANT TO PUBLISH YOUR SOFTWARE!

TRS-80 Models 1,2,3,Color and Pocket, Apple and Atari Computers.


JOIN THE LEADING AUTHORS IN THE COMPUTER INDUSTRY THAT HAVE THEIR SOFTWARE PUBLISHED BY ADVENTURE INTERNATIONAL.



Doug Carlston
Galactic Series



Dale Kubler
Maxi
Micro-
Manager



James Talley
Kid-Ventures

Bob Lafore
Interactive
Fiction



Lance Micklus
Star Trek 3.5
& Mean Checkers



Jack Moncrief
& Mike Wall
Lunar Lander



Chameleon
Software
Maces and
Magic Series



AND MANY MORE!



Silver Flash
Pinball
Southern Cross Systems

We offer excellent Royalties, thorough advertising, great Dealer exposure, professional packaging and support! WE CARE That's why we are one of the leaders in the industry! To submit a program, send a machine readable copy along with all the necessary documentation to:

ADVENTURE INTERNATIONAL ✓97
SOFTWARE REVIEW BOARD
P. O. BOX 729
CASSELBERRY, FL 32707

A postcard will be sent to you when your submission arrives to verify receipt. The Review Board takes from one to three weeks to thoroughly review your program.



Missile Attack
Cornsoft Group

SEND YOUR SUBMISSION TODAY!

you to get a blank page in order to continue. The major advantage to this method of entering text is its similarity to a normal typewriter. If you prepare text that requires a header or footnotes, a page oriented system is the easiest to use.

Although the system is delivered with a cassette augmented instruction course, it is far easier to use than its Model I predecessor. Included with its operating commands is a "help" file. By keying in "ESC" and the letter H, a listing of the control sequences for all commands is displayed.

This advanced feature is only one of many that are included in Scripsit II. One of the most appreciated is the reverse printing option on the video display to highlight words, sentences or paragraphs selected for deletion or moving. Highlighting text in this manner graphically defines the area affected *before* it is irrevocably changed.

Another excellent feature is the command line, displayed on the last line of the video screen. This line constantly displays the name of the text you are working on, the page number, cursor position, line spacing and margin settings.

Because this Scripsit version was written for the Model II, it uses the special function keys F1 and F2. Pressing the F1 key opens up the text at the cursor location to allow the insertion of letters or words. Pressing F2 closes up the text. Pressing F2 alone serves as a character delete key.

Scripsit II is ideally suited to those of you with a Daisy Wheel II printer. With this Radio Shack printer you can overstrike, reverse your line feeds, use superscripts and subscripts. This combination of Scripsit II and the Daisy Wheel printer contains features which rival the best commercial word processing systems.

However, Radio Shack did not stop there. They've made it possible to integrate a file prepared by the Profile II program with a form letter prepared by Scripsit. Key items can be extracted from the Profile file and inserted into the Scripsit file as required. This very powerful feature is of value to any organization that requires regular correspondence with its members and must communicate variable data such as amounts due or events scheduled.

While Scripsit and Profile comprise an impressive combination of systems that can be used on a Model II for word and file handling, there is still a missing link. Neither of the two systems handles arithmetic tables well.

Accountants prepare many reports for clients that are a combination of mixed tabular and non-tabular text. Tables of

figures are generally required. While Scripsit can be used in its "horizontal" mode to format the data for printing, it provides no means of proving the arithmetical accuracy of the data entered. This is unfortunate because it means that documents with numerical data prepared by Scripsit will still require proofreading.

Lifeboat's T/Maker

What is available, however, is an interesting system called T/Maker, Lifeboat Associates, Inc., New York, N.Y. T/Maker is a CP/M and CBASIC system which includes both a word processor and a very competent arithmetic package. Because CP/M and CBASIC are available for all models of the 80, T/Maker is usable on any Radio Shack machine, however, Models I and III must have at least 48K and the Model II at least 64K to use the system.

As with all types of non-TRSDOS systems, a preliminary setup procedure is required before the system can be used. While this is not complicated, unless you are familiar with the screen formatting conventions of your computer and CP/M utilities, it is best that this be handled by your software dealer.

Included with the software is a demonstration program. The demonstration covers text entry, formatting, table creation and arithmetic calculations.

T/Maker's ability to chain commands in order to operate on a body of mixed text and tabular data is quite effective. Once text and tabular data are entered into the program buffer, the JCL (job command language) protocol can be used to align text, perform calculations and format the table for printing.

To enter data into the buffer, a file must be created. The program checks to ensure that the name has not been used before and, if acceptable, enters the data on a line by line basis. Lines can be longer than 80 characters, however, the screen must be adjusted to accommodate the longer line before the text is entered. By entering ESC, then control L, the screen image is shifted 30 columns to the right.

In many respects, data entry is similar to Scripsit in its horizontal mode. The computer screen serves as a window that can be positioned over the text as required. Although the calling keystroke sequence of T/Maker is different, it has most of the editing features of both the Pencil and Scripsit. Characters and lines can be inserted and deleted, and the cursor can be moved all over the text.

Because the editor of T/Maker is "line oriented," block moves or deletions are not as convenient as with Scripsit or the Pencil. A block of data can be extracted

from the text and moved from one spot to another, but it must be extracted on a line by line basis. Each line extracted is placed in a holding buffer. When all lines to be moved have been entered in the buffer, the cursor is moved to the desired spot; the buffer is then unloaded, completing the transfer operation.

Compared to Scripsit and the Pencil, T/Maker is a cumbersome word processor. However, T/Maker was not intended for this purpose. It was designed to prepare tables and in this task it shines.

T/Maker creates a table using the editor to enter the heading, column captions, row labels, numeric formatting requirements and computational parameters. The range of calculations that can be performed on the data and displayed in the table are enormous. Not only footing and crossfooting are available, but calculations of averages, growth rates and percentage replacements.

Despite 28 pages of examples and demonstrations, you will probably find the computational section of the manual heavy going. However, in time and with practice, all of the program's enhancements should become usable.

After you have specified the arithmetic computations and the data is entered, the command COMPUTE fills in the blanks in the table. Since T/Maker is not a machine language program, computation takes longer than with a program like Visicalc, however the results are the same.

To prepare the table for printing, remove the calculation parameters with the command CLEAN. These parameters are not lost and can be recalled whenever another calculation is required.

T/Maker also contains a sort program. This unusual feature allows the T/Maker user to order tabular data for maximum impact, either before or after a computation has been completed. To the best of my knowledge this powerful command is unique to the T/Maker.

T/Maker is not limited to a text file in the buffer. Disk data files can be added to or concatenated with a buffer file. If desired, arithmetic data on disk can be included in computations and the results unloaded to the disk. Used in this manner the buffer can serve as a mask to process disk file data. With this technique, you can generate a large number of tables if required.

Like Visicalc, which it resembles in many ways, T/Maker is an extraordinary product. If your work requires the preparation of management reports which include tabular data, I urge you to see a demonstration of this system. While you are there, examine the manual. I am sure that you will find it worth your while. ■

The book you've been waiting for...

Ever since Radio Shack sold the first TRS-80 Model I users have been searching for detailed information about its inner workings that Tandy would not, or could not, make available. In particular the Level II BASIC from Microsoft contains dozens of subroutines that can be tremendously useful to any programmer, but Tandy Corporation is probably under contractual obligation to Microsoft not to supply information (if they even have it!).


Dedicated users, proficient in assembly language, have disassembled the Level II ROMs and made their own comments. But the majority of users are left with virtually no information, apart from occasional articles and whatever they can decipher on their own.

ENTERPRISING USERS - Several of the more enterprising programmers realized that if they published their own comments a lot of TRS-80 users would buy them. The *BOOK*, *Disassembled Handbook* and *Supermap* are some of the available books giving comments on the ROM set - but they all suffer from serious drawbacks, being either incomplete, unintelligible or even worse inaccurate!

Incomplete books are usually published when the author has not finished understanding what he's writing about. Hence the "continued next book" lines in some publications, translated into English read "buy another book when I've done some more work". Unintelligible books are due to poor editing, or no editing at all! Inaccurate information is a result of not checking with anyone else.

Microsoft BASIC Decoded & Other Mysteries is both complete and understandable. Nearly 7,000 lines of comments for the Level II ROMs, with an additional 6 chapters of useful information, make this the biggest and best book available on the subject.

Written by James Farvour, the comment section took more than a




Complete & Understandable - IJG, publishers of TRS-80 Disk & Other Mysteries, could have published an incomplete or unintelligible book on the ROMs - but chose to wait and do it properly.

year to finish - it even includes the changes for the latest ROM set in an appendix. Edited by Jim Perry, until recently managing editor of *80 Microcomputing*, the text and comments are understandable.

Tested examples are given for virtually every ROM subroutine, showing you how to CALL them from BASIC or use them in an assembly language program. With more than 300 pages Microsoft BASIC Decoded & Other Mysteries is by far the largest book about Level II available.

Copyright - In order to respect Microsoft copyright the actual disassembled code is not printed, but the book is designed to come apart and fit into a standard 3 ring binder with your own disassembly (all pages are pre-drilled).

In short, Microsoft BASIC Decoded & Other Mysteries, is the most complete, understandable and accurate guide to your Level II ROMs that is available bar none!

 Pick one up at your nearest IJG dealer, phone your order in or use the coupon -

37

IJG Computer Services 569 N. Mountain Avenue Suite B Upland, CA 91786

Phone Orders (714) 946-5805

Charge my Interbank #

Please send me a copy of Microsoft BASIC Decoded & Other Mysteries for \$29.95 + \$2.00 shipping (CA residents add 6% tax).

MasterCard

Visa Expiration Date

Name _____ # _____

Address _____

Check enclosed

City _____

Ship COD (\$2.00 extra)

State _____ Zip _____

Signature _____

* T.M. Microsoft T.M. Tandy Corp.

80 APPLICATIONS

by Dennis Kitz

"... the computer is executing machine language already—it only looks like BASIC."

The past few months I've been running wild with all sorts of projects and some pretty rich software. Now it's time to lean back, clear the mind, and take another look at how machine language does its work.

Maybe you are already saying, "Sure, I've been through the binary thing before. First, they tell me about ones and zeros, and the next thing I know, they're deep in to the arcane recesses of machine language! It just doesn't connect."

Be patient, and I'll try to forge that connection.

When you power up your computer, BASIC is already "in there", and ready to go. How did it get "in there"? ("In there" is the useful phrase. Keep it in mind whenever we talk about programming the computer.) BASIC is "in there" because the Z-80 is a master of electronic illusion.

What's a Z-80? This is the microprocessor inside your TRS-80 that runs the show—the "brain" of the computer. It doesn't need the TRS-80's outside shell, but the TRS-80 needs it. How so? Well, apply the proper power to a Z-80 microprocessor and it will charge ahead and operate. But without something to structure what the Z-80 does, it merely produces heat. Not a lot of heat, but that's the only useful work it can do by itself.

The first device attached to it is a "clock". Clock isn't a great word because it makes one think of things with dials and alarms, but it's a lot less fearsome than talking about an "oscillator", which is what this clock really is—a string of pulses, first on, then off.

Hook up the clock to the Z-80, and it begins its real work, fetching commands and executing them. (What commands is it fetching? What form are they in? Where do they come from? Those questions are at the heart of explaining a computer, yet there's still some more exploration of the Z-80 to be done.)

The Z-80 is an integrated circuit the size of your thumb, with 40 external connections (pins). That number is arbitrary, just as almost everything to do with computers is arbitrary. Somewhere somebody standardized these things, probably because manufacturing precision is limited.

No, I'm not getting off the track. This is central to why all the binary bugaboo came about.

From the viewpoint of ten-fingered humans, it would be easier to do computing in decimal form. Ideally, since electricity is the most likely force to get things done, ten different levels of voltage could be used, thus:



That way, the number 1047394682 could be represented very neatly like this:



Indeed, there are electronic parts manufactured which are capable of distinguishing ten such levels of precision. But they're not easy to make, and hence they're expensive. Getting them to be reliable is a problem, and diagnosing their flaws is virtually impossible.

So it came to pass that someone, somewhere in the dark ages of computer technology, decided that only two voltage levels were reliable enough to use—zero represented by an off (low) condition, and one represented by the on (high) condition. Yup, there's the stuff you've heard before; the ones-'n'-zeros story. But think of it this way: that same someone *might* have decided that a negative voltage was zero, ground potential was one, and a positive voltage was two. You and I would then be struggling with base three instead of base two!

The Z-80 needs power and clock pulses,

but the big gambit is having it do wizard work for us, which means putting information into it and getting something back. The information is called data. The smallest value for simple data is zero, and the highest value is... well, what is it?

The number of pins assigned to data determine its highest value. Your Z-80 has eight pins set aside to send and receive data. Other microprocessors have sixteen pins, some four pins, and there's even a processor with only one data pin. Making a choice among processors is based on the amount of work to be done and the speed with which it must be done. The bulk of small computer work seems to get along comfortably with the eight-bit data bus, as those pins are known.

The largest number, therefore, is eight ones (1111 1111), or a decimal value of 255. (Aside: How does 255 relate to 1111 1111? Can you see an inherent relationship? How does 180 relate to 1011 0100? Any easy way to remember that? Fast-food for thought: The symbol FF relates to 1111 1111. And B4 relates to 1011 0100. To be continued.)

Numbers up to and including 255 can be sent directly along the Z-80's data bus. Bigger numbers have to be sent in eight-bit chunks. If you're with me so far, then you're about to ask, "How do these data get to the Z-80? How does it use them?" (If you weren't about to ask those questions, do it now, because those are the ones I'm going to answer.)

Simply stated, a processor does its work *in order*. That's a simple statement until you ask the questions, "How does it know the order? Where does it start?" The answers are again arbitrary, but based on utility. It could just start, and we would have to use switches to feed information one piece at a time to the data bus. But that's very inefficient; we might as well do it by hand, or with an abacus, and skip the electronics.

Instead, sixteen of the Z-80's pins are used to specify a number from 0000 0000 to 1111 1111 1111 1111. It can use these numbers to move from command to command, from place to place, starting (when the power is turned on) with

all address lines reading 0000 0000 0000 0000.

It then fetches its first command, executes it, and moves its program counter to the next available space and executes that instruction. And then the next, and the next, in millionths of a second! Ah, a computer! So fast!

Slow down... where did it get the instructions? Embedded in the answer to that is a biggie: once the Z-80's got power and its clock, it needs—you guessed it—memory! The guts of your TRS-80 are wired so that whenever those 16 address lines form a number (from 0 to 65535 in decimal) only one group of eight memory cells responds. Each memory cell represents one bit of information, and eight in tandem provide a single *byte* of data to the microprocessor.

You turn on the TRS-80. The Z-80's counter sets itself to 0000 0000 0000 0000, and sends out a "read the memory" signal. The eight bits of memory that respond only to 0000 0000 0000 0000 make their collective information available to the microprocessor, and the Z-80 follows that instruction. It moves its counter ahead, and fetches and performs the next instruction. And the next. After many hundreds of instructions, and in a mere fraction of a second, the screen reads MEMORY SIZE?

Now you fear the worst; I can sense it. You're saying that he's going to jump into machine language, and leave you behind byting the dust. Well, you're right on one count: This is the jump into machine language. But you know what? You've already made it. You're there. It happened in the previous paragraph.

Okay, your computer's on, but you're operating in BASIC. How do you get to machine language? Well, the computer is executing machine language already—it only *looks* like BASIC. You can wrest the Z-80 away from BASIC: First, you must know how to get to the memory that the Z-80 is going to use, and second, how to get the Z-80 to that memory. Clear the screen and enter this statement:

```
POKE 16000,66
```

Somewhere on the screen a letter B appeared. You didn't really print a B on the screen, but rather placed the value 66 into memory spot 16000. That's what POKE does. It just so happens that the TRS-80 circuits print on screen whatever they find at any memory locations from 15360 to 16383.

Give me another minute before you shrug. Enter:

```
POKE 16000,234
```

Now you've got a graphics character. You placed a different parameter into memory at 16000 in place of the B. Now you'll see what the Z-80 finds when you turn on the power, at memory location 0000 0000 0000 0000:

```
CLS <ENTER>
X = PEEK(0) <ENTER>
POKE 16000,X <ENTER>
```

The same graphics block, you say? True enough, and you will find the value (PRINT X) to be 243. Two hundred forty three is the first command discovered by the Z-80 when you turn on the power. What this instruction does is unimportant for the moment; look instead at some more of that area of memory:

```
10 CLS :REM NICE AND CLEAN
20 X = 15360 :REM FIRST POS'N ON SCREEN
30 Y = 0 :REM FIRST BYTE Z-80 SEES
40 FOR N = 0 TO 1023 :REM TOTAL SCREEN POSITIONS
50 POKE X,PEEK(Y) :REM MOVE FROM Y TO SCREEN
60 X = X + 1 :REM NEXT SCREEN POSITION
70 Y = Y + 1 :REM NEXT Y POSITION
80 NEXT N :REM NEXT IN 1024 LOOP
90 GOTO 90 :REM DON'T PRINT "READY"
```

A screen full of garbage grows. But the garbage you see actually is a visual representation of the first 1K (1,024 bytes) of commands that make up the Level II BASIC language built into your computer. What you have really done, then, is to take 1K of the information found at 0 to 1023 in memory, and duplicate it at 15360 to 16383 in memory.

In other words, you have directly affected the memory contents of your TRS-80. Which means you are just about ready to put a machine language program into memory.

Specific machine language instructions and what they do can be found in the manual accompanying Radio Shack's Editor/Assembler. The value for each instruction is given in binary and hexadecimal. Earlier in the column, I asked what possible relationship 1111 1111 could bear to 255, and suggested that there might be a more reasonable relationship between 1111 1111 and FF.

And there is, at least in a visual sense. Whereas it might be possible to learn that 1011 0100 binary is 180 decimal, it is unlikely that a quick glance will reveal the decimal value for 1011 0100 1011 0100 (it is 46260). Working with binary numbers alone is possible (after all, the machine does only that), but it becomes unwieldy

"Now it's time to lean back, clear the mind, and take another look at how machine language does its work."

for humans.

Each block of four binary digits may be represented by a single character. Up to the number nine (binary 1001), it is easy, and identical to our decimal numbering. After nine, we run out of single characters to use. Back in the early days, there was some indecision as to what to do, and six extra characters were invented (anybody remember dek for 9 + 1 and el for 9 + 2?) These obscure characters were soon dropped in favor of the familiar letters A through F: Decimal 10 becomes A (1010), 11 becomes B (1011), 12 is C (1100), 13 is D (1101), 14 is E (1110), and 15 is F (1111).

In this way the number 1011 0100 1010 0100 becomes very easy in hex... B4B4. And don't forget that data can only move to the Z-80 in eight-bit chunks. If you want to tell the Z-80 to "go to address 1011 0100 1011 0100", how do you do it? In two eight-bit binary chunks, of course, but how do you remember that value quickly when you are programming? 46260 is a single piece, without its component decimal parts of 180 and 180 making themselves particularly obvious. On the other hand, B4B4 snaps into two, neat, byte-sized pieces—B4 and B4.

Like the young violinist who asked a passerby how to get to Carnegie Hall, the answer to learning hexadecimal is just the same—practice.

It's now time to create a simple machine language program, and insert it into memory using BASIC's POKE statements. Here is the program:

```
3E 42 32 00 3E C3 CC 06
```

Here is where the program might be placed in memory:

```
5000 5001 5002 5003 5004 5005 5006 5007
```

And here is what the program does:

- Places 42 (hex) into Z-80 accumulator register. This can be noted "LD A,42", and spoken "load A with 42". In BASIC it might be thought of as "LET A = 66".
- Moves the character from the accumulator into memory at 3E00. This may be written "LD (3E00),A", meaning "load the memory contents at 3E00 with the value of

A". Again, a rough BASIC equivalent of this action would be "PRINT@512, CHR\$(A)".

● Returns to BASIC command mode with a READY message. This instruction can be written "JP 06CC", and said, "jump to memory location 06CC". This is like a BASIC "GOTO".

Had the Radio Shack designers put a hexadecimal number option into Level II BASIC, it would be a lot simpler to write a machine language program. You might have been tinkering with it on occasion. But, easy though it is to work with hexadecimal, you're forced to rethink it all in decimal when working from Level II BASIC. Here is the above program with the hex instruction converted to decimal:

```
62 66 50 0 62 195 204 6
```

And here is the decimal representation and where the instructions go:

```
20480 20481 20482 20483 20484 20485 20486 20487
```

To put this program in memory:

```
POKE 20480,62 : POKE 20481,66 : POKE 20482,50 :
POKE 20483,0 : POKE 20484,62 : POKE 20485,195 :
POKE 20486,204 : POKE 20487,6
```

An eight-byte program to print the letter B is now "in there". It starts at 20480 decimal. Want to try it? You can send the Z-80 there from BASIC by typing:

```
SYSTEM <ENTER>
/20480 <ENTER>
```

The READY comes right back. But notice there's a letter B at the left of the screen where there was none before. Done. The Z-80 processor was directed to start executing the program at 5000 hex by our SYSTEM command. And it returned to BASIC command level. That's machine language.

In response to numerous requests, then, here are the steps for converting many machine language listings to BASIC POKE statements:

1. Check to see that the program is right for your computer's memory configuration—4K through 48K RAM. If the author has given only hex addresses, convert a hex address to decimal this way:

$$W*4096 + X*256 + Y*16 + Z$$

Where less than four digits of an address are given, the leftmost are assumed to be zeroes. Remember that A = 10, B = 11, C = 12, D = 13, E = 14, and F = 15.

The topmost address for the four RAM possibilities:

```
4K 20479
```

```
16K 32767
32K 49151
48K 65535
```

2. If it will fit in your machine, count the number of data bytes present. If the author has given a hex dump, it is easy. An eight-byte hex dump looks like this:

```
3E 42 32 00 3E C3 CC 06 ...
```

If the author has given an assembly listing, check to see that it is assembled. An assembled listing will contain six or seven columns, and look like this:

Addr	Data	Line#	Label	OpCode	Operand
5000	3E42	00100	START	LD	A,42H
5002	32003E	00110		LD	(3E00H),A
5005	C3CC06	00120		JP	06CCH

The second column contains the data, and you should break it up into pairs of characters (C3CC06 becomes C3 CC 06) before counting. If the author has not presented an assembled listing, you're out of luck without the Editor/Assembler handbook and a lot of hard work. Most listings in 80 are assembled as a convenience for BASIC and T-BUG users.

3. Once you've counted the data bytes, determine the first memory address in the program. It is identified by a four-character number to the left of the first line in a hex dump. On an assembly listing, it is represented by the label ORG (origin).

This information should be converted to decimal using the formula in Step 1.

4. Create a FOR-NEXT loop using that start address and one less than the number of data bytes, this way:

```
10 FOR X = 20480 TO 20480 + 7
```

This represents the area of memory that a given machine language program might use.

5. Convert all the data to decimal using the formula:

$$Y*16 + Z$$

Remember the values for A, B, C, D, E, and F given above. For example, the value 3E is $3*16 + E \dots 3*16 + 14 \dots 48 + 14 \dots$ that becomes 62 decimal.

6. Take the converted data and place it in BASIC program lines, beginning with DATA and separated by commas:

```
100 DATA 62,66,50,0,62,195,204,6
```

7. Next, create a line that will read the data and POKE it into memory, as follows:

```
20 READ A : POKE X,A : NEXT X
```

(Early TRS-80's have a bug. Enter POKE 16553, 255 before running any program which reads data.)

8. Find the program's starting address. The author will tell you this in the article, or you can discover it by looking at the END statement in an assembly listing.

```
5000 END START
```

Convert that address into two hex pieces and then convert these each to decimal. For example, to convert 5000 to split decimal, break it into 50 00, and convert each of those to decimal using the formula in Step 5. The result of conversion is 80 and 0.

9. POKE those values into memory locations 16527 and 16526, this way:

```
30 POKE 16527,80 : POKE 16526,0
```

"Had the Radio Shack designers put a hexadecimal number option into Level II BASIC, it would be a lot simpler to write a machine language program."

10. Finally, send the program to the desired routine by using this command:

```
40 M =USR(0) : REM - M MAY BE ANY VARIABLE
```

11. The completed program will look something like this:

```
10 FOR X = 20480 TO 20480 + 7
20 READ A : POKE X,A : NEXT X
30 POKE 16527,80 : POKE 16526,0
40 M = USR(0)
50 DATA 62,66,50,0,62,195,204,6
```

12. For programs with more than one ORG, write a separate FOR-NEXT loop and READ-DATA line for each section. There will be only one entry point to place in 16527 and 16526.

The above steps will take time, but with them, virtually any machine language program that will run in your TRS-80 can be converted to BASIC statements. In fact, you can even write a BASIC program to do the formula conversion work for you. ■

Next Month: Interview with Dr. Lirpa

HARDWARE BREAKTHROUGH

DESIGN SOLUTION INC. presents the AN-SERIES DEVELOPMENT SYSTEM

DIGITAL SPEECH PROCESSOR



\$89.95

2716-2732 EPROM PROGRAMMER



\$89.95

Experiment with digital speech synthesis and recognition, using a BASIC editor program provided with this system. Speech is entered, digitized and stored in memory or in disk files. Vocabulary files are constructed using digital core images of your voice. Labeled and indexed sounds, words and phrases are then available for use in your BASIC programs. Different vocabulary files can be loaded for different BASIC Programs, etc. while the digital speech processor will operate on any model I, Level II TRS-80* system. We recommend a level II with disk drive to reduce voice image loading times. Experiment with data compression from BASIC, by increasing and decreasing sample rates. Develop your own voice recognition programs. Simulate low pass, band pass, and high pass filters, etc. This is truly a software man's dream-come-true. Enter a string of numeric data and let your TRS-80 repeat it. Let your TRS-80 dictate data files for error checking. The sky and your imagination are the absolute limit!

At last! An affordable EPROM programmer for your TRS-80*. Program either 2716 or 2732 EPROMs from a BASIC program in less than 300 seconds. With DESIGN SOLUTION'S SOFTWARE you are able to program (BURN IN) EPROM from TRS-80 memory, VERIFY data transfer, copy ROM to EPROM, or load TRS-80 memory from ROM or EPROM. THE AN-551 is a must for all small system development packages. Unit comes complete with external power supply and operation manual. The 40-pin edge card connector is GOLD plated for extra long life. ZERO INSERTION FORCE SOCKETS simply plug into the front panel socket of the AN-551 if quick changes are required. (ZIF socket not included.)

DIGITAL PORT INTERFACE



\$79.95

ANALOG PORT INTERFACE



\$79.95

Now you can BREADBOARD your digital projects with ease. The AN-511 DIGITAL PORT provides all the hardware necessary to interface your digital projects with the TRS-80*. From MACHINE LANGUAGE or BASIC programs you can now access and control:

- 8 BITS OF OUTPUT DATA FROM TRS-80
- 8 BITS OF INPUT DATA TO THE TRS-80
- 8 DECODED PORT ADDRESS (DEVICE CONTROL) LINES
- 8 BIT DATA BUS FROM Z-80 IN TRS-80

Using the IN and OUT commands in BASIC or their machine language counter-parts, 8 bit data values can be moved from external hardware projects into the TRS-80 and vice-versa. With the 8 decoded port outputs up to 8 additional bytes of input or output data can be accessed. The AN-511 is supplied with external power supply and complete operation and projects manual.

The SUPER BOX! The ANALOG PORT, MODEL AN-538, is a very versatile ANALOG TO DIGITAL AND DIGITAL TO ANALOG CONVERTER. All conversion operations are under TRS-80* program control. Experiment with MUSIC and VOICE SYNTHESIS. From machine language or BASIC programs you can manipulate analog signals, digitize voltages and measure them with the TRS-80. Generate various waveforms, noise, speech patterns, etc., and output them as analog signals. The AN-538 also provides a mini-digital port. The 8 bit output data to the D/A converter is accessible through the front panel connector, along with 8 extra decoded port (device control) lines. All connections are made using standard #22 solid wire. Lines push through the front panel, received underneath by special connectors, ensuring positive connection. The AN-538 comes complete with external power supply and operation-project manual.

All connections made to AN-SERIES products from your breadboard are simply pushed through the front panel. Custom connectors on the P.C.B. provide super reliable connection for thousands of operations. All AN-SERIES products are warranted for a full 90-DAYS under DSI's limited warranty policy. Complete documentation is provided for each model in an attractive folder, including theory of operation, and special interest projects and applications. All units are supplied with external power supply modules that con-

nect through a mini-jack on the front panel. A 40-conductor cable is required for connection with your TRS-80 and is NOT SUPPLIED by DESIGN SOLUTION, but is available from your local RADIO SHACK STORE. (Components are 1(278-771) 40 conductor ribbon cable and 2(276-1558) edge card connectors.)

*TRS-80 is a registered trademark of RADIO SHACK, a TANDY COMPANY.

DESIGN SOLUTION INC.
BOX 1225, FAYETTEVILLE, AR 72701

✓ 123

C.O.D. add \$3.00 — Other add \$1.50 S/H.
Orders and Information: (501) 521-0281

THE ALTERNATE SOURCE

TASMOM

Written By Bruce Hansen

- Replace Registers
- Modify Memory
- Hex Memory Dump
- ASCII Memory Dump
- Disassembled Dump
- Disassemble to Printer
- Dump Screen to Printer
- Sum Hex Values
- Subtract Hex Values
- Find 1-4 Consecutive Bytes
- Skip Forward One Instruction
- Back Up One Instruction
- Clear Screen
- Relocate System Programs
- Move a Block of Memory
- Load a System Tape
- Load a /CMD Disk File
- Write a System Tape
- Write a /CMD Disk File
- Disassemble to Disk
- Disassemble to Tape
- ROM or RAM Breakpoints (9)
- Set Breakpoints
- Display Breakpoints
- Clear Breakpoints
- Single Step with CALL in full
- Single Step through CALLs
- Trace at Eight Speeds
- GO Execute Program

Disassembles with Labels!

TASMOM is fully relocatable, file oriented, and excellently implemented. Comes with an extensive user manual complete with sample dialogues and command reference card. For use on Level II, Disk System or Model III. 32K recommended.

\$29.95

(Specify disk or tape, please)

TRAKCESS

Written by Roxton Baker

- Analyze any TRS-80 disk
- Build your own disk formats
- Direct control of 1-4 drives
- Toggle between drives
- Pencil-like editing features
- Edit in hex or ASCII
- Handles sectors of any length
- Learn about disk structure
- Read and Write Sectors
- Take and Put Tracks
- Scan Track Sectors
- Locate Disk Sectors
- Copy Track
- Duplicate Disk
- Build Format Track
- Edit or Fill Memory
- Figure CRC's
- Hex or ASCII dump to Printer
- Will copy to a blank diskette
- Default values for most input
- Scrolls thru tracks & sectors
- No system DOS in drive zero
- Handles any number of tracks
- Breaks any 'protected' code
- Will copy any 'protected' disk

A Powerful Zap Utility!

Version 1.1 Now Available

- Highly Interactive
- Smoother Operation
- Full Error Checking
- Compatible with Newdos/80

TRAKCESS is approximately 25K of Basic and machine language code. It requires a Model I 48K Disk system; two drives are required for copy functions. Printer optional.

\$24.95

KBE

KeyBoard Editor

Written by Larry Kingsbury

PROGRAMMABLE KEYS

- Operable under DOS or Basic
- Operable under EDTASM
- Program 191 different keys
- Allows 'nested' softkeys
- Load softkeys from disk
- Save softkeys to disk
- Pre-defined softkeys included
- Toggle softkeys on or off
- Redefine any key at ANY time
- Softkey length unlimited

FULL SCREEN EDITOR

- Operable under Basic or DOS
- Operable under EDTASM
- Edits any line up to 255 chars.
- Softkeys work in Edit Mode
- Easy duplication of lines

DRIVER

- Keyboard debounce
- Auto repeat
- Lower case
- Typewriter keyboard
- Echo video display to printer
- E/P control key support
- Full graphics input
- Prevents printer hangup
- Sets lines per page

KBE is compatible with VTOS, NEWDOS, NEWDOS/80, and TRSDOS 2.3. KBE requires a 32K disk system for operation, and is supplied on diskette with user's manual. KBE is compatible with double density.

\$39.95

Don't Forget a Subscription to TAS -- \$12.00 for 6 issues!

1806 Ada Street
Lansing, Michigan 48910
517/487-3358
517/485-0344

Add \$2.00 for crush-proof box and postage, \$1.50 for COD orders, 4% for Master Charge or Visa orders.

THE ALTERNATE SOURCE ¹³⁸

Send me TASMOM 6 issues please!
 Send me TRAKCESS Send me KBE

Name: _____
Address: _____
City: _____
State, Zip: _____

EDUCATION 80

by Earl R. Savage

"... all micro installations in schools are alike. All suffer from a shortage of money."

When the general public thinks of computers in the schools, it is almost certain to be in terms of record-keeping in the office and CAI (computer aided instruction) in the classroom. Administrative records and CAI may be the most important but there is another application of great significance to teachers. Let's look at what one teacher is doing.

Larry Arrington teaches secondary mathematics in Roanoke, VA. He comes as close to getting maximum use of his 80 as anyone. Larry not only uses CAI in his classes, but he uses an 80 to do "paper work" and to communicate with parents and students, saving time and effort for him!

Report Card is one of the programs Larry has written. Student grades are entered for classwork, homework, quizzes, and tests on a daily or weekly basis. Grades are automatically weighted according to classification. At both mid-point and end of each grading period, Report Card generates personalized letters.

Every student gets a letter which includes his grades (date, classification and score), the average grade, an explanation of the grading system, and an offer of special assistance if desired.

Every parent is sent an appropriately worded letter which contains the student grade information. Report Card also generates other reports which are sent to the guidance department and to the school administration. Special reports on individual students or groups can be printed at any time.

Another of Larry's programs is called Teacher's Absentee Report. It generates several different reports concerning student attendance. They are quite useful to the guidance department and administration as well as to Larry.

The state of Virginia administers an annual competency test in mathematics. Larry has devised his own version of a math competency test which he administers to his students before the state test. He puts the results into a special statistical program and turns the 80 loose.

Personalized reports of test results are generated for parents and students, and

include information about the test, how to interpret the results, and the degree of strength and weakness in each of the 25 competency skill areas.

That is not the full extent of Larry's non-CAI use of the 80. It is applied in other ways for his classroom students and the participants in co-curricular activities which he sponsors.

It is apparent that the teacher, the students, their parents, the guidance counselors and the school administrators have more information than ever before about Larry's students' achievement and learning needs. It is axiomatic that the more we know about each student, the more effectively we can help each one learn.

A very significant outcome of Larry's 80 use is the great increase in valuable communications with parents. They are impressed and delighted, evidenced by the fact that on parent conference days, there isn't time to talk with all who come to see him.

Once set up, Larry's ongoing operation provides more with less effort than he expended in his old paper and pencil days.

If you would like to know more about what Larry is doing, he has agreed to correspond within the limits of available time. Please enclose an SASE (self-addressed, stamped envelope) when you write him—Larry W. Arrington, 2815 Edison Street, N. E., Roanoke, VA 24012.

Raising Funds

Who is responsible for the microcomputers in your school? What is the source of funds for programs, paper, cassettes, ribbons, accessories and so on? You say there are no funds? Perhaps you can do something about that!

I've found that 80s are in schools under every imaginable set of circumstances. They "belong" to departments (math, science, computer); guidance and administrative offices; obviously, educators in all kinds of specializations are responsible for computer operations.

In spite of this, there seems to be one way in which all micro installations in schools are alike. All suffer from a short-

age of money. In fact, some teachers tell me that funds are non-existent.

I thought you might like to know that you are not alone and that you might have some help sitting there on the desk before you. Why not let your 80 earn its keep?

There are several books on how to make money with a micro. Be quite careful implementing money-making ideas—most schools have strict regulations about fund raising ventures. Most businessmen object vigorously to competition from an organization which their taxes help to support.

Consider selling a service within the school community itself. Surely there are possibilities in every school. Here are some ideas for your computer group to consider.

In the area of games and general use, an organization could make its computers available to other students. Before or after school, but more probably at Science Fairs and similar functions, students might be willing to pay a fee to play Star Trek, Adventure, Chess or whatever. This is no way to get rich quick, but it can help in the purchase of programs, supplies, and so on.

The area of data manipulation also provides some income opportunities. You can offer tabulation and statistical analyses of the results of surveys and standardized tests. Clubs, libraries, guidance and administrative offices are engaged in many types of record keeping. Weekly updating and analysis of athletic statistics is a wide-open field. Computer dances have been successful in many schools.

A functional word processing program added to a system which includes a printer opens another wide range of income producing possibilities. If your school prints in house, you can offer camera-ready originals with or without right justification. Schools and clubs print newsletters, bulletins, newspapers, magazines, and programs for athletics and other events.

Adequate funding seems to be a universal problem in schools. If you have found a way to make your computers contribute to their own support, let me know the what and how. Other teachers can profit from your experiences. ■



THE NATIONAL COMPUTER SHOWS

HAVE WE GOT A PROGRAM FOR YOU IN '81

Attend the biggest public computer shows in the country. Each show has 100,000 square feet of display space featuring over 50 Million Dollars worth of software and hardware for business, industry, government, education, home and personal use.

You'll see computers costing \$150 to \$250,000 including mini and micro computers, software, graphics, data and word processing equipment, telecommunications, office machines, electronic typewriters, peripheral equipment, supplies and computer services.

All the major names are there including: IBM, Wang, DEC, Xerox, Burroughs, Data General, Qantel, Nixdorf, NEC, Radio Shack, Heathkit, Apple, RCA, Vector Graphic, and Commodore Pet. Plus, computerized video games, robots, computer art, electronic gadgetry, and computer music to entertain, enthrall and educate kids, spouses and people who don't know a program from a memory disk.

Don't miss the Coming Of The New Computers - Show Up For The Show that mixes business with pleasure. Admission is \$5 for adults and \$2 for children under 12 when accompanied by an adult.

Ticket Information

Send \$5 per person with the name of the show you will attend to National Computer Shows, 824 Boylston Street, Chestnut Hill, Mass. 02167
Tel. 617 739 2000

Tickets can also be purchased at the show.

THE SOUTHWEST COMPUTER SHOW

DALLAS
Dallas Market Hall
2200 STEMMONS FRWY
AT INDUSTRIAL BLVD
APRIL 9-12
10 AM TO 7 PM
THURS-SUN

THE MID-WEST COMPUTER SHOW

CHICAGO
McCormick Place
SCHOESSLING HALL
23RD & THE LAKE
SEPTEMBER 10-13
10 AM TO 7 PM
THURS-SUN

THE MID-ATLANTIC COMPUTER SHOW

WASHINGTON, DC
DC Armory/Starplex
2001 E. CAPITOL ST. SE
(E. CAP ST EXIT OFF I295
- KENILWORTH FRWY)
ACROSS FROM RFK STADIUM
SEPTEMBER 24-27
10 AM TO 7 PM
THURS-SUN

THE NORTHEAST COMPUTER SHOW

BOSTON
Hynes Auditorium
PRUDENTIAL CENTER
OCTOBER 15-18
10 AM TO 7 PM
THURS-SUN

THE SOUTHEAST COMPUTER SHOW

ATLANTA
Atlanta Civic Center
395 PIEDMONT AVE NE AT
RALPH MCGILL BLVD
OCTOBER 29-NOVEMBER 1
10 AM TO 7 PM
THURS-SUN

THOUSANDS OF COMPUTERS ARE GATHERING IN DALLAS AGAIN.



The biggest and most exciting public computer show ever to be in the Dallas area is ready to take place. Make sure you take it in. The show has 100,000 square feet of display space featuring over 50 Million Dollars worth of software and hardware for business, industry, government, education, home and personal use.

You'll see computers costing \$150 to \$250,000, including mini and micro computers, software, graphics, data and word processing equipment, telecommunications, office machines, electronic typewriters, peripheral equipment, supplies and services.

All the major names are there including; IBM, Wang, Burroughs, DEC, Data General, Qantel, Nixdorf, Xerox, NEC, Radio Shack, Heathkit, Apple, RCA, Vector Graphic and Commodore Pet. Plus computerized video games, robots, computer art, electronic gadgetry and computer music to entertain, enthrall and educate kids, spouses and people who don't know a program from a memory disk.

Don't miss the Coming Of The New Computers - Show Up For The Show that mixes business with pleasure. Admission is \$5 for adults and \$2 for children under 12 when accompanied by an adult.

DALLAS
Dallas Market Hall
2200 STEMMONS FRWY
AT INDUSTRIAL BLVD
APRIL 9-12
10 AM TO 7 PM
THURS-SUN

THE 430
SOUTHWEST
COMPUTER
SHOW
AND
OFFICE
EQUIPMENT
EXPOSITION

One of the five 1981 National Computer Shows produced by Northeast Expositions
824 Boylston Street, Chestnut Hill, Mass. 02167. Tel. 617 739-2000

"Cook's operating systems have come to be known both for their underlying brilliance and for user frustration."

Randy Cook and the Thorny Path that Began with TRSDOS 2.0

In the primeval dawn of microcomputers (way back in 1978), Radio Shack created the skeleton of the TRS-80 Model I in hardware. They contracted with Microsoft to give the creature BASIC language and life functions. To give it the option of super intelligence, they contracted with Randy Cook, a young minicomputer programmer, for a disk operating system.

Minimally, a disk operating system (DOS) coordinates I/O between the disks, ROM, interpreter and programs. When it is in use, a DOS controls and orders a micro's thought processes.

If there were a chronicle of the TRS-80, Randy Cook would surely be listed as the father of disk operating systems. Tracking the history of his DOS in the micro market is like going down a path overgrown with brambles and sour grapes. It began with Radio Shack and TRSDOS 2.0, the first DOS they released. After TRSDOS 2.1, Cook brought out a more sophisticated operating system, VTOS, under his own Virtual Technology label.

Then, around January of 1979, a separate manufacturer, Apparatus, Denver, CO, produced NEWDOS. It was a patched and enhanced version of Cook's work for the Shack.

In November, 1980 Cook signed a contract with Lobo Drives International, Goleta, CA giving them "nonexclusive" but "total" rights to VTOS, according to company spokesmen. They will be selling LDOS, a reassembled DOS incorporating several parts of the source code of Cook's VTOS.

Brilliant, but Frustrating

Cook's operating systems have come to be known both for their underlying brilliance and for user frustration. TRSDOS 2.1 was riddled with bugs. In a recent letter to 80 Harv Pennington, the author of *TRS-80 Disk and Other Mysteries*, wrote that when TRSDOS 2.1 was the only avail-

able operating system, "we saw the message 'NO SYSTEM' almost as often as we saw 'DOS READY.'" Later, the write-protect feature, which made it difficult to make back-up copies of VTOS 3.0, frustrated users. And VTOS 4.0 still lacks a user's manual.

Pennington took a close look at VTOS in *TRS-80 Disk and Other Mysteries*. He has reflected since then, "I liked VTOS except for the protection features that made it so hard to use on an every day basis and the difficulty in recovering a disk once it had been eaten by the system. I did not recommend the use of VTOS 3.0 for those reasons."

"People who have marketed Cook's operating systems consistently point out his lack of support."

"That has changed. VTOS 4.0 has none of the shortcomings of 3.0. It is vastly improved and reliable. It is my opinion that this is a DOS for serious applications and software development. It retains all of the excellent design features of the original TRSDOS and its added features are astounding." Pennington, however, is fortunate to have the knowledge to wade through the DOS without a manual.

People who have marketed Cook's operating systems consistently point out his lack of support. On the other hand, Cook counts the times he's been ripped off by marketers. "If you're looking for a quote, I wish you would quote me. Everybody out there thinks, 'There's Randy Cook. How

much did they pay him?' \$3000—that's all I received from Radio Shack. I'd like the public to be aware of that. They think I'm a recluse, just sitting here raking in the money. It's not true."

At 32 Randy Cook is currently working for Mostek, Carrollton, TX in strategic marketing. He has been living in the Dallas area since leaving his home state of Oklahoma in 1968.

At home Cook has a mini and several micros. "Everything talks to each other through a central processor." By "everything" he means the oven, the thermostat, the doorbell, etc. "I like chains; I like to combine it—I'm a systems person," he says.

"As much as I like systems, I'm appalled by Big Brother. At times it scares me that I might be contributing to that. I hope not. It depends on how the systems are used."

Simultaneous and remote access truly fascinate him. "Take something like MicroNet," he says. "Right now people can hook up to the system and play games against the central computer. Well, imagine that some day people will hook up and play games with one another—that's simultaneous access."

Chronology

But business problems and user questions do not go away. Chronologically, the story begins in 1978 with Radio Shack and TRSDOS 2.0. Shugart contracted with Radio Shack to provide disk drives for their computers. Part of the deal included Shugart taking the tab for a disk operating system. Cook was working on a DOS for minis with Xerox when Shugart contacted him. He began working on a "minimal" DOS to meet Shugart's specifications, he explains.

According to Cook, he gave Radio Shack DOS 1.2 through 2.0 as preliminary versions. "TRSDOS 2.1 was the first ver-

sion I meant to go out of house," Cook says. But 2.0 reached the market with an announcement that it still had bugs, according to sources at Radio Shack. Several months later TRSDOS 2.1 reached Radio Shack outlets. Customer feedback pointed out that there were still problems.

Following 2.1, Cook claims he contracted directly with Radio Shack to provide "an exact number of features for 2.2 at a set price." In the meantime, he says, Microsoft was having problems with the size constraints of ROM. ROM modifications meant more DOS changes. In addition, Cook says he was asked to add more features. "Miscommunications" became a problem, according to Cook.

Van Chandler, the senior manager of software development at Radio Shack, remarks that "We agreed to pay him a flat fee, and everything went down hill from there." Whatever the cause, Radio Shack and Randy Cook parted company, and TRSDOS 2.2 was redeveloped in-house.

Randy started Virtual Technology, his own company, before he left Radio Shack. He explains that the company is "the marketing arm" of Custom Micro Systems. Cook claims he has "sole proprietorship of Virtual and Custom Micro Systems" and that he is sole owner of his DOS copyright.

It was through Virtual Technology that Cook brought out a DOS on his own. An agreement was also made with Ricky Steele of Automated Computer Software, Nashville, TN for its distribution. It was advertised as "TRS-80 DOS 3.0 by the original author." Reportedly, Automated Computer Software went bankrupt. According to one source, Steele, who owned the company, "got no support for the system from Randy, so he held back on payments. Then Randy quit doing any work." Steele was unavailable for comment. Cook's one comment on the episode was, "They took me for over a million dollars and then went bankrupt."

Following the fiasco with Automated Computer Software, Cook released VTOS 4.0. A distribution agreement was made with Dennis Brent of Quality Software Distributors, Dallas, TX in 1980. A manual to accompany the disk was to be provided by Small Business Systems Group, Westford, MA.

"We were going to split profits in a way that we both thought was fair," Cook said. Brent explains the agreement was "all on a handshake."

Problems developed almost at once. Randy contends he did not receive payments for product deliveries. Brent argues that he could get no support and tried to get bugs corrected on his own.

Brent listed patches on the MicroNet bulletin board on a regular basis. Disagreements also developed over the manual.

In the midst of this turmoil, Lobo Drives International, Goleta, CA approached Cook privately. In November of 1980, Lobo signed a contract with Cook for "non-exclusive" but "total" rights to VTOS. They have reassembled parts of the VTOS source code and incorporated it in a new code that they are selling as Lobo Disk Operating System (LDOS).

"Cook is still concerned about royalties he believes should be paid by Radio Shack for TRSDOS . . . and . . . by Apparat for NEWDOS."

Cook complains that LDOS will be "head-on" competition for VTOS, and is not what he expected from the agreement. Before the product reached the market, he called the whole affair "another stab in the back."

Lobo's president Roger Billings and Bill Schroeder, who is working on the LDOS project for Lobo, both believe the contract gives the company the right to use Cook's code, in part or in whole, in a variety of their own products. They point out that the company will be paying Cook royalties no matter how or where they use his material.

Another person at Lobo, who wished to have his name withheld, expressed his overview of Cook. In his opinion, Cook's biggest problem has always been an inability to polish and finish his work. He could not say if payment problems caused the lack of support, or if the lack of support caused the pay disputes. But now Lobo has done the finish work and signed a contract to pay Cook royalties for the first time since his product has been around.

"In my estimation we are providing Randy Cook a huge favor. We are going to make him a very rich man." Lobo, he concedes, stands to make some money on the deal as well.

Cook is still concerned about royalties he believes should be paid by Radio Shack for TRSDOS 2.2 and 2.3, and royalties by

Apparat for NEWDOS. "I own the copyright on the DOS and all its derivative DOSs," he says.

Cook believes that the heart of the question of copyright infringements is a distinction between patching the object code and reassembling the source code. Without accessing the source code, debugging and other changes can be effected by adding jumps in the object code. Cook claims, "Anybody can buy the object code (by simply buying the program) and apply patches to make it jump back."

He continues to say that "NEWDOS, in my opinion, was version 2.1 TRSDOS plus a few patches. NEWDOS has not been reassembled." He believes the same is true of TRSDOS 2.3. "When I look at these programs, what I see is that people are making jumps."

To emphasize his point, Cook suggests booting up your system with NEWDOS. Type BOOT/SYS.WHO and hold down the 2 and 6. Cook's copyright message appears on the screen, beginning with this sentence: "This operating system was designed by and is the sole property of Randy Cook." On TRSDOS 2.3 and up, the same command brings up a Tandy Corp. copyright message.

At Apparat, company general manager, Edward Kraemer responds, "We have not removed his copyright so people still have knowledge of the original product. We do not like to see anybody's software bootlegged and we like to see credit given."

Kraemer also said, "We have never said anything else but that all we did was provide some additional support in the form of patches and enhancements to Radio Shack's TRSDOS. To our knowledge we have never marketed an operating system. We gave credit and tried to make sure the customer had purchased TRSDOS. And we have studiously avoided selling to anybody who does not have TRSDOS. Our concern was that we would not violate Radio Shack's rights."

Kraemer added that he had never had any contact with Randy Cook. He would like to avoid a controversy and says, "If there are differences of opinion, it's semantics, because there are no philosophical differences." Copyright protection, in Kraemer's opinion, is vital to all people in the microcomputing market.

Whether or not Apparat and Tandy have actually infringed on Randy Cook's copyright is debatable. Whether or not Randy Cook can support his DOS progeny is also debatable. The conflicts raise some interesting legal questions for the entire micro market. ■

by Nancy Robertson
80 Staff

Kids Say the Darn'dest Things About Learning from Classroom Computers

While educators and experts spout off about computers in the schools, we think it is about time that the kids have a chance.

Students at an elementary school in New Hampshire have been using two Level II TRS-80s with cassette for about a year on a Title IV computer literacy grant.

Staff editor Chris Crocker sat at a table in the school library with fourth graders Laurie, Allison, Amy, Kristen, Jeff, David, Doug and Thede. The school requested that its name be withheld. Here's what the kids had to say.

80: What are you learning on the computer?

Severall (at once): Programming.

Thede: Well, small things like PRINT "CAT" and stuff like that.

Doug: What do you mean, like what games are we learning—like Blackjack and Mountain?

All: Number Series, Westward Ho, Herkle, Bagles.

80: Are you learning math?

All: Yeah!

Laurie: And social studies.

Doug: In one game we have ten seconds to answer a question in math and each time you get one right you build a rocket and the last time the rocket blasts off.

80: I wish I could play games like that. Do you work alone or do you work together?

Amy: Sometimes alone and sometimes together. Usually together.

80: Is there anyone here who doesn't like the computer?

All (laughing): No.

80: What's your favorite program?

All (around the table): Blackjack, Bagles, Herkle, Westward Ho. Hey, Thede, what tape do you like?

Thede: Westward Ho.

80: What's Westward Ho like?

Jeff: You try to make over a thousand miles up to Oregon, and you have rain and hills and everything.

Doug: And you die to death, and it asks if you want a fancy funeral.

Thede: They give you a thousand dollars and you have to spend it wisely.

80: Sounds like fun. Do you take tests on the computer?

David: There's something we call the Number Series.

Thede: We have an Apple at home, and—

80: I wish I had one. Do you know the number questions that you have to answer

really quickly?

All: Awww, yeah, we have that one.

80: Do you think those are tough programs?

Severall (at once): No, they're simple.

80: Do you think they're fair?

Jeff: Yeah. Mrs. Bradley sometimes puts three digits in the multiplication tables.

Doug: Well, one thing in Westward Ho, every time you try to shoot the animal, you always miss.

Thede: There's a one out of ten chance that you'll hit it.

David: About one out of 100.

Jeff: Bullseye!

Doug: I only hit it once.

Jeff: Nail it right between the eyes.

Thede: It'd be a miracle to hit it!

80: Who do you think is more fun to learn from, your teacher or the computer?

All (laughing): The computer!

Amy: Yeah, they can't talk back.

David: They can't make you stay in for recess.

Jeff: Yeah, and teachers don't tell you you're right.

Amy: Oh, no!

80: Teachers don't tell you you're right?

Jeff: Well, not always.

Thede: The computer writes on the screen "WRONG, TRY AGAIN."

Amy: The teacher will say, "Stay in for

lunch or recess."

80: Do you ever get mad at the computer?

All: Yeah.

80: When?

Laurie: One time I got mad because the teacher typed in the wrong thing. The question was, "What's New Hampshire: country, state or county?" I typed in STATE and it was wrong, so that's when I got mad.

David: Oh, I get mad when I play Westward Ho and they say you starve to death and light your wagon on fire and you get caught in a snowstorm.

Doug: And wild animals attack you.

Jeff: I hate waiting for it to load—you sit there for hours and hours—maybe two minutes!

80: What do you think is a long time for a program to load?

David: Five minutes.

Jeff: Sometimes it takes longer if it doesn't load.

80: Can you all load the programs?

All: Yes.

80: Do you know how to turn on the computer?

All: Yes.

80: So, you think that five minutes is a long time to wait for a load?

Doug: Yeah, the average is about three.

80: Do you get impatient?

Amy: Yeah, sometimes you just sit down and read.

Jeff: I almost fell asleep once when it was loading.

Allison: Are you going to give us a test on how to load it or something?

80: Oh no, I'm not a teacher.

All: Yay!

Thede: Something that I really love about my Apple is it loads fast. You see, I have a disk drive.

80: Do you think that you've learned a lot on the computer?

All: Naah.

Kristen: We've learned a few things.

80: Do you think you're better at multiplication tables?

All (laughing): No.

All (laughing): No. The hard ones are when we go up to three digits.


David: Oh, yeah, that was fun. It was that launch the rocket thing. I never launched the rocket that time.

David: Mrs. Bradley wrote it. That's Mrs. Bradley over there.

80: I know, I already talked with her.



Continues to page 55



More power to you.

Disk drives, hardware and software—now more affordable *and* more available!

NEW PRODUCT ANNOUNCEMENT: NEW MODEL III WITH DISK DRIVES!

TRS-80™ Model III with dual MPI B91 80-track disk drives—704K of reliable disk storage on only two drives!

This system features:

- Two MPI B91 double-density 80 track drives
- 48K RAM, double-density Newdos 80
- 3 millisecond access time
- Includes A.M. Electronics' controller board and MAKE80® program
- Complete, ready-to-run

Special Introductory Price **\$2295**

The Ultimate Small Business Computer: TRS-80™ Model III with four dual-headed MPI B92 80-track disk drives!

This system features:

- Four proven MPI drives
- 48K RAM, double-density Newdos 80
- 3 millisecond access time
- 2.8 Megabytes reliable disk storage
- Includes A.M. Electronics' MAKE80® program and controller board
- Complete, ready-to-run

Special Introductory Price **\$3795**

CASES AND POWER SUPPLIES

5½-Inch enclosures

Single drive unit case and power supply **\$85**

Dual drive unit case and power supply **\$120**

(Extender cables are \$15 each extra)

8-Inch enclosures

Single drive unit case and power supply **\$150**

Store Hours: Tues. - Fri. 11-7, Sat. 11-5.

Complete Service Center: For speedy repairs, including modified TRS-80's.

Attention dealers, OEM's & distributors
Call us for details on our attractive pricing.

SPECIALS!

SAVE ON COMPLETE DISK DRIVES!

5¼-inch drives

40-track MPI 51 w/case, power supply and extender cable . . . **\$320**

80-track MPI 91 w/case, power supply and extender cable . . . **\$425**

Dual-headed 80-track drive with case and power supply **\$550**

8-inch drives

Single Siemens 8-inch drive with dual case and power supply . . **\$695**

INTRODUCING TEAC DISK DRIVES—THE BEST DRIVES WE HAVE SEEN TO DATE!

Teac 40-track disk drive **\$299**

Teac 80-track disk drive **\$399**

All drives complete with cases, power supplies and extender cables.

(Add \$20 for "Flippy" version)

PRINTER SPECIAL!

Epson MX-80 Printer **\$495**

TRS-80™ SOFTWARE PACKAGES

MAKE80®

Converts standard 35 or 40 track diskettes into 80-track-readable diskettes . . . **\$14.95**

The power behind
the drives®

✓ 452



A.M. ELECTRONICS, INC.
3366 Washtenaw Ave.
Ann Arbor, Michigan 48104
(313) 973-2312

Visit our retail showroom for a "hands-on" look at our TRS-80™ hardware and software

SUPER UTILITY, by Kim Watt.

Stand-alone 24K machine language program for disk includes:

ZAP UTILITY

- Read/modify data regardless of disk protection
- One-step track-to-track/sector to sector
- Dual cursors
- ASCII and Hex. Modify in Hex, Decimal or ASCII
- Display disk sectors, display file sectors, copy disk sectors, compare disk sectors, display/modify main memory, search memory or disk for specified string and return location

PURGE UTILITY

- Kill files by file spec or category
- Zero out unused directories or sectors
- Compute passwords, change disk's name, date, passwords, protection levels
- Directory routine indicates all active and inactive files, their location in directory and status of granules

DISK COPY UTILITY

- Copy any TRS-80™ readable disk, regardless of protection

TAPE COPY UTILITY

- Copy any TRS-80™ readable tape, regardless of protection or baud rate

DISK REPAIR UTILITY

- Automatically repair damaged HIT, GAT or BOOT sectors
- Directory check advises of errors
- Automatic recovery of killed files
- Shows active and inactive files, and their location on the disk

MEMORY UTILITY

- Move memory
- Jump to memory
- Test memory
- Compare memory
- Input or output any byte to any port
- Zero memory
- Exchange memory
- Edit memory
- Load memory

SUPER UTILITY is now available for **\$49.95**, plus \$2.50 shipping and handling!

™ TRS-80 is a trademark of Tandy Corp.



Microcomputer Savvy Aids the Handicapped

1981 has been designated "The Year of the Disabled" by the Federal Government in an effort to focus national attention and energies on the needs of thousands of Americans who are physically or mentally handicapped. In both the public and private sectors of the microcomputing community, the development of applications designed to aid in the daily life and rehabilitation of the handicapped are already underway. Large and small firms and hundreds of individual experimenters are working on hardware, software and systems designs for handicapped applications.

A typical example is Bill Yoreo of the Converse Communication Center in West Hartford, CT. By combining his interest in the handicapped with his technical expertise and a TRS-80, Yoreo has made it possible for many hearing impaired people in Connecticut to communicate by telephone.

Messages for the Deaf

His nonprofit company, quartered in the American School for the Deaf, began in 1970 in response to a need that existed for a message relay service for the deaf. People wishing to contact a deaf person would call the message center and leave their message. It would then be relayed to the center's clients who were equipped with five level Baudot TTY units.

Today, Yoreo and the Converse Center are trying to replace the 700, five level, Baudot TTY units in service with an eight-level ASCII unit based on a TRS-80 Model I. His complete communication system includes an interface, modem, coupler and TRS-80, and sells for \$625.

Using standard ASCII transmission formats and specifications Yoreo's hardware allows messages to be sent and received over standard telephone lines. Users may communicate through the Converse Center, or directly with each other using Yoreo's equipment. Over 50 TRS-80-based units have been placed in service by Yoreo in Connecticut; and the gradual replacement of outdated TTY units is proving to be a slow and expensive process.

When interviewed by *80 Micro*, Yoreo discussed some of his projects and problems. He had a common complaint about software development. "The software we require is quite specialized," he said. "Up to now, we have been writing all of it in house and that's a problem. We have neither the time nor the resources to devote

to software development that we'd like."

Working Closely with Radio Shack

On the subjects of hardware and his affiliation with Radio Shack, Yoreo said, "The TRS-80 is ideal for our purposes. It is relatively inexpensive and reliable." He added, "We have been working closely with Radio Shack and have found them to be very cooperative. They have allowed us to affix a Converse label to our version of their computer and they have waived some of their prohibitions against modification to allow us to manufacture our system while retaining their warranty. In all, they have been extremely helpful and supportive."

Yoreo's present system, is based on a computer that Radio Shack has discontinued manufacturing. In the future he plans to use Tandy's color machine as the core of his system. He told *80 Micro*, "We are in the process now of switching over from the Model I to the Color Computer. We have one in the lab for evaluation and the prospects look good."

Voice Synthesis

Another innovator in the handicapped applications market is Triformation Systems, Inc., Stuart, Florida. Their most recent offering, in a long line of products for the visually handicapped, is called the Free Scan Speech Terminal. The FSST permits a blind operator to call up pages of information which have been stored in a 6502-based terminal. Audio prompts let the operator know where he is on the page and the spelled speech information is delivered in audible form by a voice synthesizer. Data rates as high as 480 characters per second are possible. The cost of the system is about that of a good used car, \$3400.

Joe Kerstey of Triformation told *80 Micro* that, in his opinion, voice synthesis is the way of the future in applications for the blind. He was quick to add, however, "There will always be a need for hard copy at some point. Braille will not be totally replaced because its use is too widespread."

Contest to Help Handicapped

To encourage the rapid research and development of computer-based handicapped applications, the National Science Foundation and Radio Shack have cosponsored a national computing competition. Administered by the Applied

Physics Lab of Johns Hopkins University, the contest is billed as "Personal Computing To Aid The Handicapped, The Johns Hopkins First National Search."

The contest is a national search for ideas, devices, methods, and computer programs to help handicapped people overcome difficulties in learning, working and adapting to home and community settings. One hundred awards will be made including a \$10,000 grand prize, 15 personal computer systems, other cash prizes and certificates of achievement. Entries from professional computer specialists, high school and college students and from interested hobbyists are encouraged. Ten regional competitions will determine the 100 finalists who will be invited to Washington, D.C. this fall for the final judging.

The three categories of submissions are: 1) computer-based devices (hardware invented, or modified, for the purpose, or working hardware and software which can demonstrate a new application); 2) computer programs (specialized software and concepts for existing computers); 3) system concept/design (written descriptions of ideas not yet implemented). Entries must be received by June 30th, 1981.

A two-day conference and seminar will be held in Washington at the time of the final judging.

Paul Hazen, a researcher at the Johns Hopkins Applied Physics Lab and director of the competition, told *80 Micro* that he expects over 10,000 entries by the June 30th cutoff date. Hazen said, "What we are looking for is technical feasibility. Entries must be practical and useful to the handicapped with a minimum of computer training." Hazen feels that the competition is a challenge to the American people

Continues to page 55



NEVER UNDERSOLD!

That's right, if you can find a lower price in this magazine for any of the items listed in this ad, we will reduce our price below our competitor's price. See each box below to determine how much EXTRA we will cut off of THEIR price if we're not lowest. Please consider the competitor's shipping charges, **OUR SHIPPING IS FREE!**

FLOPPY DISKETTES & SUPPLIES

IF YOU CAN FIND A LOWER PRICE IN THIS MAGAZINE ON ANY OF THESE ITEMS, DEDUCT \$.50 FROM OUR COMPETITOR'S PRICE, THAT'S OUR PRICE!

Call For Quantity Discounts

Verbatim Diskettes (box of 10)	
5 1/4" MD525-01 soft, 10 or 16	\$26.50
5 1/4" MD577-01 quad soft, 10 or 16	\$33.00
8" FD34-1000 soft	\$30.00
8" FD32-1000 hard	\$30.00
8" FD34-8000 double density soft	\$44.00
8" FD32-8000 double density hard	\$44.00
Printwheels (specify style)	
Qume or Diablo	\$6.50
Labels	
3 1/2" x 15/16" (5000 labels)	\$18.75
Other sizes and quantities	CALL
Ribbons	
Diablo Hy Type I	\$4.95
Diablo Hy Type II	\$5.25
Qume Sprint	\$3.50
Centronics Zip Pack	\$3.95
MANY OTHERS	CALL

PRINTERS

IF YOU CAN FIND A LOWER PRICE IN THIS MAGAZINE ON ANY OF THESE PRINTERS, DEDUCT \$10 FROM OUR COMPETITOR'S PRICE, THAT'S OUR PRICE!

Paper Tiger IDS-440G	\$939
Paper Tiger IDS-460G	\$1193
Anadex DP-8000	\$855
Anadex DP-9500	\$1395
TI-810 Basic	\$1625
Centronics 737	\$825
NEC 5500 D w/ Bidrcnl Board	\$2695
NEC 5530	\$2595
VISTA Daisy Wheel Printer	\$1834
Qume 5/45.5/55	CALL
Escon IBM Interface	\$595

Call For Other Printers

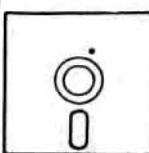
HARDWARE

IF YOU CAN FIND A LOWER PRICE IN THIS MAGAZINE ON ANY OF THESE ITEMS, DEDUCT 5% FROM OUR COMPETITOR'S PRICE, THAT'S OUR PRICE!

Novation CAT Modem	\$145
Novation D-CAT Modem	\$185
16K Memory kit	\$46
Isolators	\$49
Shugart 35tr Drive	\$349
Perfec or MPI 40tr Drive	\$359
Lobo Drives	CALL
Matchless Drives	CALL
Percom Doubler	\$209
Percom Separator	\$27
AIM-65 Computer	\$375
TI-99/4 Computer	\$925
California Computer Systems Bds	CALL
Symtec Computer Boards	CALL
Mountain Hardware Boards	CALL
Green Screen	\$11

Call for Other Hardware

4636 Park Granada
Calabasas, Ca. 91302



Alpha
Byte
Storage



For phone orders CALL:
(213) 883-8594

SPECIAL #1

If you purchase the "TRS-80 DISK AND OTHER MYSTERIES" Book for the regular price of \$22.50 you can buy 10 VERBATIM DISKETTES AND a plastic library case for **TOTAL \$44.50**

SPECIAL #2

If you purchase APPARAT NEWDOS+ for the regular price of \$99.95 you can buy 10 VERBATIM DISKETTES AND a plastic library case for **TOTAL \$104.95**

SPECIAL #3

If you purchase APPARAT NEWDOS 80 for the regular price of \$149.00 we will give you 10 VERBATIM DISKETTES AND a plastic library case **FREE** **TOTAL \$149.00**

SPECIAL #4

If you purchase the MICROSOFT BASIC COMPILER for the reduced price of \$190.00 we will give you 10 VERBATIM DISKETTES AND a plastic library case **FREE** **TOTAL \$190.00**

SPECIAL #5

If you purchase the new MICROSOFT BASIC REVEALED book for the regular price of \$29.95 you can buy 10 VERBATIM DISKETTES AND a plastic library case for **TOTAL \$49.95**

SPECIAL #6

SOFTWARE DEALS--If you want to purchase any software (including Utilities, Operating Systems, Games, Business Programs, etc.) we will automatically deduct from 10% to 40% off the regular retail price.

Model II, Tandy II & the Vertical Market

Tandy Corp. has another way to market the Model II business microcomputer. It's called the Tandy II, and is not available from Radio Shack stores.

The Tandy II has a blue rather than a black face, and can sport the name of the company marketing it on the logo panel. Furthermore, Radio Shack service centers will repair the Tandy II.

Vertical Marketing

Tandy II equipment (including the Model II, and peripherals such as disk

drives and printers) has been available for about a year now, according to Charles Phillips, senior vice president of special markets at Tandy. The equipment is sold only through a select group of systems houses addressing a "vertical market." This means those firms who deal directly with a particular type of business—lawyers or doctors, for example. Phillips said that they are trying to focus on the business consumer who is less likely to purchase equipment at a retail store.

According to Irwin Taranto of Taranto &

Assoc., one of the systems houses selling Tandy II equipment, "Some people don't understand just what they need. We sell them the whole system."

Firms selling the Tandy II equipment can sell the microcomputer with whatever peripherals they choose, and with their software—a custom-tailored approach. According to Taranto, "the profit margin on the machine itself is not that great." Profits are made on the value added to it, such as the software.

Drew Bourrut of Bourrut Consulting Corp., Smithtown, NY, said "If I'm selling large equipment I can sell Pertec. If I can sell something smaller, I can sell the Tandy II. You're wasting your time in this business until you can sell hardware."

Tandy does not suggest a retail price for the Tandy II according to Phillips. "They can sell it for anything they want. We'd like to think that they're selling a package."

Banks Can File IRS Form 1099 on Magnetic Media

In a recent press release the Internal Revenue Service encouraged users of IRS form 1099 to abandon the practice of filing paper information returns. In place of paper, the IRS wants to receive magnetic media in the form of computer tape, diskettes or disk packs. The use of magnetic media was urged due to the substantial savings in time and money that result for the IRS when they receive computer-ready returns.

Form 1099 is used primarily by banks, brokerage houses and savings and loan institutions to report the payment of interests and dividends. When received by the IRS, the information of form 1099 is used for document matching and is compared with that supplied by individuals on their personal income tax returns. Before any computerized comparisons take place, however, all form 1099 information must be entered into the government's computers. When form 1099 information is received on tape or disk, the lengthy and error prone data entry process is eliminated.

Magnetic Media Returns

The practice of filing magnetic media returns is slowly catching on with those required to file form 1099. In 1976, approximately 38,400 magnetic media filings of form 1099 were made. In 1978, close to 46,800 filings were made in computer-ready form. The IRS expects well over 50,000 this year.

Besides reducing paper handling costs and saving considerable data entry time, the IRS gains additional benefits from the use of magnetic media. The reduced space demands made on the govern-

ment's storage facilities are almost reason enough to justify the use of disks and tape. Magnetic media has also proved to be more accurate for the IRS. Their experience has shown that information in electronic form has required less correction than its paper counterpart.

To facilitate the switch to magnetic media filing the IRS furnishes programming guidelines and technical assistance free to anyone interested. Information on magnetic media reporting can also be found in a free IRS booklet. Publication 882, "Magnetic Media Reporting of Information Returns," can be obtained by calling the tax forms/information number listed in local telephone directories.

Not for Personal Computer Users

While encouraging their larger customers to file magnetically, the IRS does not encourage individuals with microcomputers to do so. At present, the domain of magnetic media filing belongs to large institutions using forms like 1099. IRS spokesmen were reluctant to comment on when, if ever, personal income tax forms like 1040 or 1040A would be available on magnetic media. IRS media feature service representative, Johnell Hunter said, "Right now the last thing we want is 200,000 microcomputer owners sending us disks and tapes."

It appears that this April, as in past years, TRS-80 owners should keep their pencils sharp, their subtraction accurate and their computer in the closet. The IRS is not quite ready for the microcomputer yet. ■

Chris Brown
80 Staff

"According to Taranto, the profit margin on the machine itself is not that great."

Tandy provides an abbreviated warranty on Tandy II equipment. The Radio Shack warranty on TRS-80 hardware is for 90 days. The warranty on Tandy II equipment is for 45 days from date of shipment. Some systems houses, such as Bourrut, will extend the warranty for an additional period, paying the difference.

According to Taranto, his company is doing well by the Tandy II equipment. "This is where we think the industry is going," he said.

Tandy, Too—Three?

Tandy II contract marketing is successful for Tandy, as well. According to Phillips, Tandy plans to be increasingly more aggressive in the future. They are considering marketing the Model III in a similar fashion. "It started off slowly, but has really been picking up," said Phillips.

Though unwilling to comment on the number of systems houses marketing the Tandy II, Phillips did say, "It's good business for us." ■

by Chris Crocker
80 Staff

Coming Home to the Farm

Computer information networks and Radio Shack products, which have already brought electronic news and banking into the home, are now bringing commodity reports down home to farmers. Professional Farmers of America, Cedar Falls, IA is selling subscriptions to a 24-hour-a-day farm information service; and Project Green Thumb, Lexington, KY has been offering a similar service through a federally funded experiment. Both agriculture networks are using terminals and software designed by Radio Shack.

Instant Update, the network offered by Professional Farmers, is distributing Videotext terminals with 16K memory to their subscribers. Video display is through a standard television.

Stewart Cross, who is the market manager for Instant Update, explains that his company began offering a monthly newsletter about price fluctuations several years ago. As commodity prices began to vary more frequently, the newsletter changed to weekly distribution. When price fluctuations became daily, Professional Farmers initiated a telephone hotline.

The quantity of incoming information relevant to farmers, the continual change of commodity prices, the demand for the hotline service, and awareness of Project Green Thumb lead Professional Farmers to the idea of a computer network to handle the information glut.

Besides quoting commodity prices from the Chicago Board of Trade, Cross says Instant Update also includes "market-sensitive news" and "strategies and tactics." These services include such things as charting and technical analysis of the movement of individual commodities, seasonal and regional weather predictions, and same-day reporting on USDA (United States Department of Agriculture) decisions. The service is scheduled to begin March 2nd.

Green Thumb

Ironically, funding for Project Green Thumb expires March 3rd. The pilot project in Shelby and Todd Counties, KY was designed to make market and weather information more accessible for farmers. Using the host computer already established at the University of Kentucky, Green Thumb has offered farmers reports from the Chicago Merchantile Mart, the Chicago Board of Trade, the National Weather Service, the USDA's Agricultural Marketing Service and

studies from the university's agriculture specialists.

Although the project became operational March 3, 1980, S. H. Phillips, who has been involved with the project from its early stages, explains that there was a lot of preparatory work beforehand. Western Union developed processors to be located at the county's farm extension offices. Radio Shack designed a terminal called the green thumb box (a less sophisticated version of the Videotext hardware and software). The grant covered a year of operation and paid for the processors and home terminals.

According to Phillips, several private businesses and the American Farm Bureau have shown interest in Green Thumb's potential. "The project is going through a transitional period," he says. While it is hard to predict what lies ahead for Green Thumb, it is apparent that electronic networks have found yet another market. ■

Handicapped

Continued from page 52

to use their skills and computer savvy. He added, "Just as important will be the opportunity provided to inventors and developers to make contact and form partnerships with the handicapped in a way that can lead to the wide acceptance of the use of the new computer technology."

Contest Info

Further information on the computer competition can be obtained from Personal Computing to Aid the Handicapped, Johns Hopkins University, P.O. Box 670, Laurel, MD 20810.

In both public and private sectors efforts are being made to integrate the microcomputer into the handicapped environment. The suitability of the machine in such settings is obvious; its range of applications limited only by the imagination and creativity of its users. ■

*By Chris Brown
80 Staff*

Kids Say

Continued from page 50

All: Oh.

80: How many of you have used the social studies program? (Four hands go up.) Have you learned a lot from that?

Amy: No.

80: What do you mean, no?

Thede: It's like a test of ten out of ten.

80: How many have you gotten?

All (going around the table): Ten. Nine.

Ten. Eight—but then I got ten.

Jeff: He said that Portsmouth was the biggest city in New Hampshire.

80: Would you rather take the test on computer or with a pencil and paper?

All: Computer.

Allison: You don't get yelled at if you get something wrong.

Jeff: She'll (the teacher) make us write it 50 times until we get it right.

David: The computer just says, "NOPE. SORRY, TRY AGAIN."

80: How many tries do you get?

Doug: Three. No, two.

80: Do you get a grade for that?

Laurie: No, it just says eight out of ten.

80: Do you like that better?

All (at once): Yes. No.

80: Would you like to have a computer for a teacher?

Severall: Yes.

Severall: No.

All (together): Yes.

David: Yeah, I would. I'd like to have a walking robot.

80: What would happen if something went wrong with it?

Jeff: That would be great.

Doug: Yeah, then you could go home.

80: Permanent recess, right?

Amy: Very long.

80: What would happen if it told you you were wrong when you knew that you were right?

Jeff: I'd kill it.

80: Would you like a computer in every class?

All: Yeah!

David: I'd like to have a computer in my desk. I'd get answers from it.

80: What if you had a computer that only asked questions?

Severall: I'd destroy it. I'd make it go bozo.

Amy: Is the tape running?

David: Do you think your story will be in the magazine?

80: It might be.

Jeff: Do you think we'll all be in it?

80: If my editors like the story.

Doug: If they like the story, put it in the paper!

Jeff: Put it in *Time Magazine*.

David: *Boston Globe*.

Amy: Put it in *National Geographic*!

80: I'll see what I can do. ■

Two New DOSs of the Near Future

There we were, ready to go to press, and what should come through the mail but a proof copy of Lobo Drives International's LDOS manual. The LDOS disk had not reached the market at press time, but advertising was already running, and company spokesmen promised a mid-February release. At *80 Micro* we can't resist a challenge, so we decided to slide in a preliminary overview of the latest breaking disk operating system—or at least an overview of its manual. And to give you a complete perspective, we are including news of yet another DOS that is expected to reach the market by late spring.

According to Bill Schroeder at Galactic Software, Mequon, MI, Lobo contacted Galactic and Misosys, Alexandria, VA when their disk operating project stalled. Schroeder has since guided the development of the DOS with Roy Soltoff of Misosys acting as the systems analyst. The three companies will share distribution of the product.

The LDOS Manual

The manual itself is written in terms which can be understood by laymen (including a glossary of words which will become all too familiar quickly enough) as well as advanced programmers. LDOS and its utilities are covered in a format similar to the TRSDOS manual.

The preliminary version of the manual is well over 200 pages in length. It includes a section on the LDOS library commands and extended utilities, a section on the job control language, explanation of building files to control the automatic operation of a sequence of events, a section on L BASIC, etc.

Lobo also emphasized their planned user support in cover material that came with the proof of the manual. A toll free telephone number (800) 559-6901 is available so that no one need feel marooned in the event of difficulties. For the first year of ownership, the original disk may be traded for the latest upgrades at the

cost of a dollar. The cover matter also states that a quarterly newsletter will be published and a MicroNet bulletin board service will be sponsored by Lobo Drives for LDOS users.

Another DOS—Not a Patch

But LDOS may not be the only new operating system coming out this spring. Kim Watt, the author of SuperUtility, explains that he and Vernon Hestor, the author of ULTRADOS, have "taken ideas from other DOSs and have started from scratch writing a new source code." The DOS they are developing will not be a patch to any other established DOS.

Features will include device independence, machine independence and upper and lowercase. As yet no decision has been reached on the product name. It is likely to be released through Breeze Computing, Inc., Berkley, MI. ■

by Jake Commander

SUPER-UTILITY

© 1980 by Kim Watt of
Breeze Computing

P.O. Box 1013 • Berkley, Michigan 48072

SUPER-UTILITY was written by BREEZE COMPUTING and is the MOST POWERFUL utility program of its kind on the market. This program contains over—FOUR DOZEN MAJOR UTILITIES—that allow you to solve problems in SECONDS that used to take HOURS of tedious work.

For the first time, the NOVICE PROGRAMMER is able to perform a wide range of functions that up to now, only a PRO could handle. This 24K MACHINE LANGUAGE, stand alone program comes with over 30 pages of instructions that have been written in LAYMAN TERMS and also contains step by step instructions on how to use each utility.

SUPER-UTILITY contains seven (7) main menus of utilities and each menu has several different functions that are available for your use in various programming or disk repair problems that may arise. The following list will give you an idea of SOME of the power that this fantastic program contains.

- | | | |
|---|---|------------------------------|
| Display disk sectors | Zero unused directory entries | Repair GAT table |
| Display file sectors | Zero unused granules | Repair HIT table |
| Display main memory | Remove all system files automatically | Repair BOOT |
| Compare disk sectors | Kill files by category (CMD/BAS/TXT/ECT) | Read protect directory track |
| Copy disk sectors | Change name, date, password, auto command | Recover killed files |
| Verify disk sectors | Change file parameters | Complete directory check |
| Zero disk sectors | Remove passwords from all files | Move memory |
| String search (ASCII or NUMBERS) | Format disks (1 to 96 track) | Exchange memory |
| Sector search | Format without erasing existing data | Compare memory |
| Modify data in (HEX, ASCII, DECIMAL, or BINARY) | Add tracks to existing disk | Zero memory |
| Dual cursors | Custom format any way you want | Test memory |
| Over 25 data modification commands | Read address marks on disk | Input byte from port |
| Kill individual files | Reads "Protected Disks" | Output byte to port |
| Kill files from a list | Copy disks with format | Write memory to disk |
| Full disk directory (active and non-active files) | Copy disks without formatting | Read memory from disk |
| Examine sector allocations | Copy "Protected" Disks | Read a full track from disk |
| | Copy "Protected" Tapes | |
| | Automatic disk repair | |

Dealer inquiries invited. To purchase your copy of SUPER-UTILITY, send \$49.95 (check or money order, Michigan Residents add 4% sales tax) and \$2.50 Shipping and Handling to:

BREEZE COMPUTING ✓76

P.O. Box 1013 • Berkley, Michigan 48072

NEW PRODUCTS

Edited by Chris Crocker

Program Proofreads Text

Microspell, a proofreading program, looks up each word of a text file in its dictionary and alerts you every time it finds a potential misspelling. The program replaces misspellings with your corrections. The Microspell package contains a dictionary of 20,000 common words and has the capability to add 14,000 words.

Microspell is available for Model II with 48K RAM and with 150K disk capacity. It is sold for \$249 from Lifeboat Assoc., 1651 Third Ave., New York, NY 10028.

Reader Service ✓ 182

Index Abstracts Magazine Articles

Microcomputer Index indexes and abstracts articles, reviews and columns for 18 periodicals in the microcomputer field.

Abstracts are arranged in the same order as they appear in the magazine.

Microcomputer Index is published quarterly, starting with April-June 1980 for \$5.95 per issue. For more information contact Microcomputer Information Services, 3070 Adams Way, Santa Clara, CA 95051.

Reader Service ✓ 176

Touch-sensitive Display

A capacitance-sensitive display kit allows data to be input to a data processing system by touching the appropriate area on the screen with a fingertip. Standard kits are provided in 32 touch position configurations for 12 and 15 inch diagonal CRT monitors. Electronic outputs are provided for parallel or serial interfaces.

For more information contact Interaction Systems, Inc., 24 Munroe St., Newtonville, MA 02160.

Reader Service ✓ 179



Touch-sensitive CRT Kit

of income or expense. Speed Letter is a simple word-processing program allowing 150 text lines. Three-across Mailing Labels maintains and prints a small mailing list. Auto Dialer holds 500 names and phone numbers in memory.

The package is available on cassette for 16K Level II BASIC for \$25 from Blechman Enterprises, 7217 Bernadine Ave., Suite B, Canoga Park, CA 91307.

Reader Service ✓ 181

Longer Cassettes

Microsette's C-60 and C-90 are 62 and 93 minute recording tapes, usable for both microcomputers and high fidelity recording equipment. Both cassettes have leaders to protect tapes during handling and shipping.

The C-60 length cassette costs \$2, and the C-90 length costs \$2.50. For more information, contact Microsette Co., 475 Ellis St., Mountain View, CA 94043.

Reader Service ✓ 165

Program Manages Small Business Accounts


Ann Rose, an accounts receivable program for the TRS-80, manages 328 accounts per pair of diskettes. The program provides customer lists either alphabetically or in order of account number, and prints statements individually, totally, or partially.

The program requires a Model I or II with 48K, two disk drives and a printer. Prices were not released. For more information, contact Sturdivant and Dunn, Inc., Box 277, 124 Washington St., Conway, NH 03818.

Reader Service ✓ 164

Home Business Programs

A four-program package from Blechman Enterprises is designed for the small home-based business with no employees. Twelve-column Ledger prints out a ledger



Microsette C-60 and C-90 Cassettes

The New Products section is intended to inform our readers of new products on the market. All information in the section is taken from product releases sent by manufacturers. Because of the volume of product releases, we cannot attest to the quality of the products listed.

NEW PRODUCTS

Books Teach BASIC, Pascal

Inside BASIC Games, by Richard Mateosian is a book which uses eight games as a framework for learning BASIC programming. The book costs \$13.95.

Fifty BASIC Exercises by Jean Pierre Lamotier teaches BASIC through fifty graduated exercises. Each exercise includes explanations, flowcharts, comments, and programs. *Fifty BASIC Exercises* costs \$12.95.

Introduction to Pascal is a tutorial guide to UCSD and Standard Pascal. *Introduction to Pascal* is authored by Rodney Zaks and costs \$12.95.

The Pascal Handbook, by Jacques Tiberghien is an alphabetical dictionary of Pascal symbols, reserved words, identifiers and operations for most existing versions of Pascal. For more information, contact Sybex, Inc., 2344 Sixth St., Berkeley, CA 94710.

Reader Service ✓ 167

CP/M Sort Utility

Ultrasort II is a CP/M machine language program that sorts, merges, selects records from data files and finds the number of logical records in a file. It can be used as a stand-alone utility and is written in CBASIC 2. Ultrasort II sorts on up to five keys, each independently ascending or descending.

Ultrasort II is available from Computer Control Systems, Inc., 298 21st Terrace S.E., Largo, FL 33541.

Reader Service ✓ 169

Guide to New Computers

The *Microshopper* is a consumer's guide to microcomputers from PGI Publishing. It includes articles and write-ups of hardware and software on the market, as well as statistical comparison charts about printers and CRTs.

The *Microshopper* costs \$9.95 and is available from PGI Publishing, 1425 W. 12th Pl., Tempe, AZ 85281.

Reader Service ✓ 160

System Manages Database

Versatile Information Manager (VIM) is a four-program database management system. The database manager allows in-



Introduction to Pascal

teractive entry, update, deletion and examination of records. The sort program allows sorting in ascending or descending order. The report generation program permits printing of one-up, two-up and three-up mailing labels or columnar listings.

VIM runs on the Model I with at least 32K of memory, an expansion interface and one or more disk drives. The package runs on TRSDOS 2.2 or NEWDOS and is available for \$99.95 from Microcosm, Inc., P.O. Box 2034, Dearborn, MI 48123.

Reader Service ✓ 178

TRS-80 Host Program

Super-host is a host program allowing any type of system to communicate with the TRS-80, according to Programs Unlimited. The program will conform itself to run on TRSDOS, NEWDOS 2.1, or NEWDOS-80 and fixes the calendar function on these systems for proper date advancing.

Super-host also allows limited access through use of passwords. The program is available on disk for \$29.95 from Programs Unlimited, P.O. Box 265, Jericho, NY 11753.

Reader Service ✓ 180

Educational Software Catalog

Selected Microcomputer Software, 1980-81 is a catalog from Opportunities for Learning. The catalog lists education-

al software for the TRS-80, Apple and PET microcomputers in math, science, social studies, language arts and foreign language, computer programming, games, music, art, as well as programs to assist teachers and administrators.

The catalog is available free from Opportunities for Learning, Dept. L2, 8950 Lurline Ave., Chatsworth, CA 91311.

Reader Service ✓ 172

FORTH for TRS-80

TFORTH is a version of FORTH extended for the TRS-80. TFOORTH contains a built-in operating system, assembler, text editor, a floating point math package, I/O package, phoneme assembler (support for voice synthesizer) and graphics links to Radio Shack routines.

TFORTH is available on 35, 40, or 80 track disks for \$130 from Advanced Technology Corp., 1617 Euclid Ave., Knoxville, TN 37921.

Reader Service ✓ 184

Modem Connects to Keyboard

The TRS-80 Connection, one of the Microconnection interfaces from The Microperipheral Corp., connects the TRS-80 Model I or PMC-80 to the telephone network. The direct connection eliminates problems associated with acoustic coupled modems, according to Microperipheral.

The modem attaches to the data/address bus to decode RS-232 information. It can connect directly to the keyboard, eliminating the need for the expansion interface or serial RS-232 I/O board. Prices start at \$199.95. The autodial/auto-answer option costs \$79.95 from The Microperipheral Corp., 2643 151st Pl. N.E., Redmond, WA 98052.

Reader Service ✓ 168



Microperipheral's Microconnection



Design Solution Speech Processor

Voice Interface, EPROM Programmer

The Digital Speech Processor System from Design Solution, Inc. is a voice interface for the TRS-80. Voice signals through the front panel-mounted transducer are digitized and saved in core images in RAM or on disk files. The Speech Processor System costs \$89.95.

Also from Design Solution is the Model AN-551 EPROM Programmer. The Model AN-551 allows dumping TRS-80 RAM to EPROM, verifying EPROM data transfers, copying ROM to EPROM and loading TRS-80 RAM from EPROM. The AN-551 includes software documentation and costs \$89.95. For more information contact Design Solution, Inc., Box 1225, Fayetteville, AR 72701.

Reader Service ✓ 175

Printer Ribbon Replacement

A multistrike replacement ribbon for NEC printers is available from Aspen Ribbons. The cartridge is available in black, blue, brown and red.

Aspen Ribbons also will reload used cartridges with new ribbon at a reduced cost. No prices were released. For more information, contact Aspen Ribbons, Inc., 1700 N. 55th St., Boulder, CO 80301.

Reader Service ✓ 166

Utility Adds Time Intervals

Timetrak is a utility for adding time intervals. The start and stop boundaries are 12-hour clock times (in hours and minutes). When T is pressed, the program processes all of the start/stop time pairs. It

then displays, in hours to five decimal places, the sum of the intervals spanned.


Timetrak is available on cassette for Level II 16K for \$25. It is also available on disk for the Model II at \$35 from Omni Systems Co., P.O. Box 29347, Minneapolis, MN 55430.

Income Tax Program Book

The 1980 Gooth Income Tax Book, an aid for computing taxes on microcomputers, includes more than 40 income tax form programs, line by line, as well as other programs used in tax work.

Programs are written in Model I BASIC. The book costs \$16.95 from Gooth Software, 931 S. Bemiston, St. Louis, MO 63105.

Reader Service ✓ 171



TRS-Proto system from QC Microsystems

STD Bus System

The TRS-Proto system consists of the components necessary for a stand-alone standard bus system using the TRS-80 Model I for editing, assembling, and console control operations during program development.

The standard package includes the Mostek MDX-CPU2 card and the Xitex XTD-TRS interface card, a six-slot standard card cage with wire wrap and extender cards, static RAM memories with custom address PROM and interface cable for the TRS-80, Mostek DDT-8Q debug operating system in ROM, and a 5 1/4 inch disk containing driver software.

The package is available in a 2.5 MHz configuration for \$895 and a 4 MHz config-

uration for \$1050. Both systems operate from a single +5 V power supply. For more information, contact QC Microsystems, P.O. Box 401326, Garland, TX 75040.

Reader Service ✓ 170

Solitaire Fantasy Game

Lords of Karma is a solitaire fantasy adventure. According to Avalon Hill, the program takes you through forests, mountains and caverns while completing tasks for the Lords of Karma.

Lords of Karma requires a 48K Level II TRS-80 and costs \$20 on cassette. For more information, contact The Avalon Hill Game Company, 4517 Harford Rd., Baltimore, MD 21214.

Reader Service ✓ 162

Electronic Circuit Analysis

Passive Electronic Circuits Analysis (PECA) from Adventure International will calculate all currents (magnitude and phase) in any circuit with up to twenty meshes containing resistors, capacitors, and inductors. Using Ohm's Law relationships, other circuit parameters may then be found.

The program requires a Model I 16K Level II and costs \$19.95. It is available from Adventure International, Box 3435, Longwood, FL 32750.

Reader Service ✓ 163

Space Conquest Game

A strategic simulation entitled Conquest is set in outer space, where two players fight for control of a newly discovered planet.

Conquest costs \$14.95 on cassette for Level II 16K from Lakefront Software, P.O. Box 5240, Willowick, OH 44094.

Reader Service ✓ 173

Advanced Speech Driver

Speak-2-Me-2 is a printed circuit card that installs in a Texas Instruments Speak & Spell, and by providing the interface between the Speak & Spell and the Model I or III, allows the user to add speech to business and game programs.

A driver program, besides providing a direct output routine for words and

NEW PRODUCTS

phrases of the Speak & Spell vocabulary, also includes routines which will create new words using syllables of Speak & Spell words. The advanced speech driver and speech games disk costs \$29.95. The Speak-2-Me-2 adapter costs \$69.95 including cable. For more information, contact Percom Data Co., Inc., 211 N. Kirby, Garland, TX 75042.

Reader Service ✓ 183

Accounts Receivable System

AR is an invoicing and monthly statement system which keeps track of current and aged accounts receivable. The package maintains a file for each customer consisting of name, address and phone number, along with type of account, current balance and tax rate.

AR operates on TRSDOS 1.2 on the Model II and requires 64K and dual disk drives. For more information contact Micro Architect, Inc., 96 Dothan St., Arlington, MA 02174.

Reader Service ✓ 185

Tiny Pascal Patch

Paspach adds utilities and enables disk input and output for Radio Shack's Tiny Pascal for the Model I. The new commands are entered under the Tiny Pascal monitor system.

Paspach is a patch for Tiny Pascal—both tapes are necessary to make a disk based system. Both 32K and 48K versions of Paspach on the same cassette are available for \$14.95 from Modular Software Assoc., 3533 Prospect Ave., Glendale, CA 91214.

Reader Service ✓ 177

Program Maintains Checking Accounts

Microcheck-80 is a software package that maintains a checking account using a TRS-80 Model I with 32K and one disk drive. The program reconciles bank statements and maintains a complete file of cleared checks. The package permits retrieval by category, month, or any combination of the two.

Microcheck-80 is available for \$39.95 from Suma Microware, 1110 W. 41st St., La Grange, IL 60525.

Reader Service ✓ 326



Syntex Electronic Innovations APIO-80

All-purpose I/O Port

The Syntex Electronic Innovations APIO-80 is an all-purpose input-output port for the TRS-80. The port allows software control of any electronic device connected to it, according to Syntex. The port can be used with Level II BASIC or Level I T-Bug machine language programs.

The APIO-80 is an assembled and tested printed circuit board that plugs into the expansion port of the TRS-80. The package costs \$45, and includes the *Syntex APIO-80 Newsletter* from Syntex Electronic Innovations, P.O. Box 4034, Lancaster, PA 17604.

Reader Service ✓ 161

PMC-80 32K Expansion

The Expander (Model EXP-100) provides 32K memory expansion, mini-floppy disk interface for four drives, Centronics parallel printer interface, RS-232C interface and an S-100 bus for the PMC-80.

The PMC-80 with the Expander will run TRSDOS software as well as other systems designed for the TRS-80. For more information contact Personal Micro Computers, Inc., 475 Ellis St., Mountain View, CA 94043.

Reader Service ✓ 328

Book Features Screen Graphics

Computer Videographics: Color, Design, Typography by Edmund Van Deusen presents the basic principles of graphic design as they apply to the monitor screen. Guidelines are provided for the use of animation, typography and blank

space.

Computer Videographics is available for \$18.50 from CC Exchange, Box 1251, Laguna Beach, CA 92652.

Reader Service ✓ 325

Program Aids in Income Property Analysis

INCOPROP is a real estate program for income property analysis. The analysis generates a property operating statement and a 10 year cash flow analysis. A built-in I.R.S. tax table aids in calculating an investor's projected after-tax income stream.

INCOPROP operates on the TRS-80 Model I or III. The package is on cassette and includes a pad of data worksheets for \$120. For more information, contact E-Z Software, P.O. Box 591, Novato CA 94947.

Reader Service ✓ 329

Catalog Lists Electronic Products

Catalog 801 from Electronics Specialists lists interference control products, protective devices and other electronic products. Contact Electronic Specialists, Inc., 171 S. Main St., Natick, MA 01760.


Reader Service ✓ 327



Electronics Specialists Catalog

Apparat introduces

More bytes per buck



405 K/bytes of storage. Apparat has combined its Newdos/80 operating system and a dual-sided 80 track mini-floppy drive to give you 405,000 bytes of storage in a single volume. Modification patches to Newdos/80 expands the capability of single density drives, so you'll have greater applications for your TRS-80 model 1.[®]


Drives plug directly into an expansion interface with no modification required so you can now have over 1 megabyte of storage on-line with standard mini-floppy diskettes. Each drive has 316 free grants, for a total of 948, on a maximum of three 80 track drives, which can be added to a TRS-80.

Upgrading to double density is possible by running under most double density controllers.

And, you can choose either an MPI or Tandon Drive Mechanism.

Drives come complete with case, power supply, interface cable and documentation including patches to Newdos/80. Either

drive mechanism is priced at only \$839 with additional drives available at \$789. At 482 bytes per buck, it just might be the answer to your storage problems.



Apparat, Inc.

(303) 741-1778

4401 S. Tamarac Pkwy • Denver, CO 80237 • (303) 758-7275

800 525-7674

Not for use in Colorado, Alaska, or Hawaii

✓ 264



All prices cash discounted / Freight: FOB factory. Ask for our free catalog.

In this rebuttal to an 80 letter.
Author Harv Pennington asks his critic,
"Is English your third language?"

Badinage and Discipline



TO: John Grass
FROM: H.C. Pennington, author
TRS-80 Disk & Other Mysteries
SUBJECT: Book Review letter,
December, 80 *Microcomputing*, p. 18.

John, I would like to reply to your letter and perhaps clarify a few things for you. I will take each of your points in turn.

The title of the book is *TRS-80 Disk and Other Mysteries*. The key word here is DISK, *not* disk operating system. This book is about D-I-S-K. This book is not about the PROGRAM CODE that is on the disk but the CODES that the system programs use to determine where things go—passwords, file tapes and so forth.

To take me to task for not disassembling the PROGRAM CODE for the system is, in my opinion, a bit unfair. However, I suspect that you are a novice user (if not somewhat naive) to expect that the disk is the same as the disk operating system, a totally different subject.

To those of us who suffered with TRSDOS 2.1 and 2.2 the necessity of recovering the files on the disk was a daily, if not hourly, occurrence. In my own case, the computer was in use twelve to fifteen hours a day. The disk drives were only 35 tracks, and every available byte of disk space was precious. Everyone using the computer knew in their heart-of-hearts that it *should* work and work reliably. But the system would boot in the middle of a

SAVE, or when you entered the last change to a 25K program; or it would "eat the disk" for unexplained reasons.

Radio Shack's response to these problems was that we had modified the system somehow (not true, at the time), that the hardware was "bad" or that we had some "power problem."

Little did the user know that most of the problems were in TRSDOS 2.1 itself.

Accidental Apparatus

Now, hark back again to those early days of 1978-79. At the time, TRSDOS 2.1 was all there was and I, along with thousands of others, was going crazy because of its bugs and quirks. In those dark and ancient days we saw the message, "NO SYSTEM" almost as often as we saw "DOS READY." There were no explanations, no help and no hope in sight.

Along came a couple of guys from Colorado with something called NEWDOS. You refer to them in your letter to *80 Microcomputing* with tongue in cheek as, "... a pair of heroes in Colorado who have saved the day for all us TRS-80 owners." You couldn't have been more accurate. They were a pair of heroes. They did save the day. NEWDOS transformed my TRS-80 into a serious and reliable computer. The so-called hardware problems disappeared and, not only that, for the first time the user had access to the SYSTEM and the disks!

Originally NEWDOS was written only to make the system work, because those guys in Colorado with the TRS-80 were having the same problems as everyone else. The difference between them and all the rest of us "early users," was that they had the expertise to fix the DOS. The formation of Apparatus was quite literally an accident. In those days there was no *80 Microcomputing* or other national magazine that even recognized the existence of the TRS-80. NEWDOS was then known as APRDOS and was only available from someone who already had a copy. You couldn't buy it! It was only the demand for an operating system that worked that literally forced the formation of Apparatus.

Now back to correcting your misconceptions about my book. You say you expected to find in this book how the disk knows where to start and when to stop. I will refer you to chapter 6.0, page 36. There is a general discussion about the directory. Under "GAT SECTOR"—SECTOR 0, about two-thirds down the page, you will find a SUPERZAP display of the Granule Allocation Table. Following that there is a discussion of the GAT sector and its purpose. Briefly it explains, as you have put it,

"... how the disk knows where to start and when to stop."

Following that is a discussion of the HIT SECTOR. This tells you how the system locates available directory space and does a quick scan of the directory to find a file. After that is the discussion of the actual directory entries.

Now, here is where I take great and severe umbrage over your letter to the editor. I do explain how, once again in your own words, "... the system knows where all the pieces of a fragmented program are located." In fact, I explain that in great detail. (See page 41.)

Now, about your last bitch in paragraph one: "... how a multiple disk system knows which drive to use." This is a function of the Level II operating system (nothing to do with the disk whatsoever) and the disk operating system code. Neither of these things have anything to do with the book's subject: the disk's codes, the disk's organization, the representation of files on the disk, and the methods used to recover all or parts of damaged files, disk codes and entries made to the disk.

The parting shot in your first paragraph says that you had hopes that I would have given hints on changing code on the disk so that you could change the "start-up-process." Once again, I must say that the program code stored on the disk is *not* the disk. The disk is a storage medium. The program code is stored on the disk. The code does not work *on* the disk—it works *in* memory.

Let's finish paragraph two. You refer to comments of mine about Radio Shack as "... the crums in Fort Worth" and the "... stupes who put TRSDOS together." I NEVER said that! I did take Tandy/Radio Shack to task for ignoring us, giving us bum dope, non-admission of operating system errors, and generally having a damn superior attitude.

TRS-80 Disk & Other Mysteries has around 43,000 words of text and, on the whole, I believe my comments and preambles about Radio Shack's software are in proper proportion. I would also point out that I only give them hell on their software, *not* their hardware.

You complain that I only crow about the errors in TRSDOS. On page 86 is a lengthy description of one of the major errors found in TRSDOS 2.1. It wasn't included in one of the original manuscripts of the book. In the first manuscripts, I merely said that there was a problem with the GAT sector's allocation code that eventually led to the disk being "clobbered" and made unusable. My reviewers raised

a great hue-and-cry that a detailed explanation was needed because of the severity of the problem.

Illustrated Problem

Here is an illustration of what I am talking about. Let's say you are developing a program that creates and uses files; maybe it is a payroll system. Each day you key-in and debug some code. Every night you back-up your disks, just to be on the safe side. You are using TRSDOS 2.3.

Now, you have been at the machine for several hours, coding, running and saving each change. During each program run, as you are debugging your program, your program creates files. As a test, you have to kill the files your program has created, in order to see if they are created properly each time the program runs.

You must remember that the files are *not* closed every time you hit break or when a stop or end is encountered. That means, that as you look at your video screen and its ready message, *your file is still open!*

"Now," you say, "I'll kill that payroll master file and the employee master, fix the bug in line 20000, and run the program again." You kill the files and, then, make your corrections, type RUN and ENTER. The disks mysteriously start. The drives (you have two, in this story) click a couple of times and then —DAMN—IT—the system hangs!

You curse, swear and snort. Oh well, you press the reset, DOS READY appears, and you go back to BASIC, load your program and continue working. "It must have been a power glitch," you say to yourself. "That's three times this week!"

What you do not know, and will never know, is that TRSDOS 2.3 has been depositing garbage into the directory's GAT and HIT sectors each and every time you kill one of those files you forgot to close while you were developing the program. What is worse, every time you back up the disk, you are backing up the errors! Each error makes the errors that follow it worse!

Suppose that you finally get your payroll system developed. You back it up to a new disk, kill the old files that you do not need, and start using it. When the disk gets full, the system bombs! The files disappear from the system, and you can no longer access the data files on the disk.

"Thank God, I back up the disk every time I use it," you think to yourself. "I only have to type in this week's payroll again." Well, it will only take 30 minutes or so and you'll have everything recovered. Once again, you run the program. Once again, it



DUALCASE*

UPPER/lowercase, full time from power-up; **NO** software; Standard typewriter keyboard operation (shift to UPPERCASE); Control characters can be displayed; 128 Total character set plus full graphics.

KEYBOARD DEBOUNCE*

Extra keyboard debounce, full time from power-up; **NO** software. If dirty keys are a problem, this is for you. No charge.

BLOCK CURSOR*

Replaces the underline style cursor directly. Easier to locate on a full screen. NO distracting blinking. No charge.

SHORT CASSETTE LEADER*

For tape based systems. Does NOT change baud rate. Only shortens recorded leader. Saves four seconds of waiting time. Great for data files! No conflict with high baud rate tape systems. \$10.00 extra.

ELECTRONIC SHIFT-LOCK*

No extra keys or switches. Simply tap either shift key, UPPERCASE lock, normal shift unlocks. \$30.00 extra.

SWITCHABLE*

Offers peace of mind. Toggles between original factory operation and "PATCH" enhanced. \$25.00 extra.

Call Now (208) 883-0611

CECDAT, INC. ✓62
P. O. Box 8963
Moscow, ID 83843

Name

Street

City

State ZIP

Check, Money Order, Bank Draft

VISA, MASTERCARD, Purchase Orders (add 3%)

Card/PO No.

Expiration Date

Today's Date

You must check one:

"MEM SIZE" "MEMORY SIZE"

THE PATCH \$69.97

TOTAL OPTIONS.

ID Sales Tax 3% (Id Res)

Ship. & Hand. @ 2.50 ea.

COD ADD \$2.00 ea.

TOTAL ORDER

Price valid through April 30, 1981

*TRS-80 is a trademark of Tandy Corporation.

bombs!

"**%##### **** !!," you say. "Who the hell is zapping my power?"

The logical conclusions that you may arrive at are: a) the computer is not reliable; b) the incoming power is flakey; c) Apple is a better computer; d) your program has a bug that you cannot find; or e) you are being punished for some crime against the gods.

None of the above are true. The problem is the operating system and your own ignorance of what is happening on the disk.

In order for you to know about the subtle errors that are occurring, you will need a SUPERZAP type of program and the DIRCHECK utility or one like it. With DIRCHECK you would have detected those GAT and HIT errors. (If you want to know what GAT and HIT mean, and how they work, read pages 36 to 41.) With your SUPERZAP you would have the tool to fix the problem and with my book, you would have the information you need to fix it.

If you had put your program and the data on the disk in drive zero, you may have gotten the cryptic message, "NO SYSTEM" at some point. No amount of swearing and thrashing would have caused that disk to boot again. If you take your problem to a Radio Shack store or call Fort Worth, I'll bet you money that you will be told that you have a "hardware problem." If you take your machine in for service, they will undoubtedly find a problem, and you will pay for it. It is not out of malice that this is done. It is ignorance. The hardware people do not understand (as a rule) the software problems.

If you have started with an absolutely virgin disk (either in Drive zero or one) and had COPYed the files to the virgin disk, you may never encounter any of the problems I have described.

Test Program

Here is a helpful test program for those of you with both TRSDOS and NEWDOS:

```

10 REM *****
20 REM **          KILLTEST          **
30 REM **          *****          **
40 REM **  A PROGRAM TO GENERATE DIR- **
50 REM **  ECTORY ERRORS BY 'KILLING **
60 REM **          OPEN FILES          **
70 REM **          *****          **
80 REM *****
90 REM
100 FOR X = 1 TO 10
110 OPEN "R",1,"TEST1"
120 OPEN "R",1,"TEST2"
130 OPEN "R",1,"TEST3"
140 KILL "TEST1"
150 KILL "TEST2"
160 KILL "TEST3"
170 CLOSE
180 NEXT

```

Follow the test procedure exactly or the results and conclusions will be tainted.

TEST PROCEDURE FOR THE "KILLTEST" PROGRAM
TEST SOFTWARE: 1. TRSDOS 2.3
2. NEWDOS 2.1 (with current ZAPs)

TEST PROCEDURE: (PART I)

1. Make a backup copy of TRSDOS 2.3. WRITE PROTECT the DOS backup. (We'll remove it in part II of the test.)
2. Make a backup copy of NEWDOS 2.1 WRITE PROTECT the DOS backup.
3. Format a diskette on Drive 1.
4. Run DIRCHECK and verify that the formatted disk is absolutely error free.
5. Boot-up the system under TRSDOS.
6. Type: 'BASIC' <ENTER>
7. Answer TRSDOS's MEMORY? and FILES? with <ENTER>
8. Type: RUN "KILLTEST" and <ENTER>. KILLTEST has a loop counter with X = 1 to 10. TRSDOS will hang and not complete the loop. You will have to repeat steps five thru eight to complete ten passes of the program.
9. After you have RUN KILLTEST ten times go to NEWDOS and boot-up (unless you have it on TRSDOS).
10. After DOS READY, type: DIRCHECK and answer its prompts.
11. You will now see a DIRCHECK's evaluation of the errors created on the test disk's directory. The following is an actual DIRCHECK output after running KILLTEST under TRSDOS.

```

KILLTEST 12/02/80
00 BAD EXTENSION ENTRY
00 EXTENSION ENTRY HAS BAD BACK INDEX CODE
C0 BAD EXTENSION ENTRY
C0 EXTENSION ENTRY HAS BAD BACK INDEX CODE
E0 BAD EXTENSION ENTRY
E0 EXTENSION ENTRY HAS BAD BACK INDEX CODE
01 BAD EXTENSION ENTRY
01 EXTENSION ENTRY HAS BAD BACK INDEX CODE
70 FREE GRANULES
KILL TEST DIRECTORY CHECK & LIST COMPLETED

```

12. Format a diskette on Drive 1.
13. Run DIRCHECK and verify that the formatted disk is absolutely error free.
14. Boot-up the system under NEWDOS 2.1.
15. Type: 'BASIC' <ENTER>.
16. Type: RUN "KILLTEST" and <ENTER>. KILLTEST has a loop counter with X = 1 to 10. Under NEWDOS 2.1 the system will NOT hang.
17. After KILLTEST looped ten times, go to DOS with CMD"S".
18. After DOS READY, type: DIRCHECK and answer its prompts.
19. You will see the following DIRCHECK output after running KILLTEST under NEWDOS 2.1.

```

KILLTEST 12/02/80
BOOT/SYS SIP=6 EOF = 50 1 EXTS 5 SECTORS
DIR/SYS SIP=5 EOR = 10/0 1 EXTS 10 SECTORS
67 FREE GRANULES.
KILLTEST DIRECTORY CHECK & LIST COMPLETED

```

Conclusions Drawn from Part I


In each of the above DIRCHECK print-outs, you will notice that the number of free GRANULES is noted. In the first direc-

MODEL II



26-4002
64K 1 Drive
\$3440.00

- 26-4160 1 Drive EXP. \$1035.00
- 26-4161 2 Drive EXP. 1575.00
- 26-4162 3 Drive EXP. 2115.00
- 26-4501 Gen. Ledger. 180.00
- 26-4502 Inventory. 180.00
- 26-4503 Payroll. 360.00
- 26-4554 Acct. Rec. 180.00
- 26-4701 Fortran. 270.00
- 26-1157A Daisy Wheel. ... 2290.00
- 26-1158 Daisy Wheel II. ... 1799.00



CENTRONICS

- Fast 100 CPS Centronics
730 Printer. 577.00
- Text Quality Centronics
737 Printer. 737.00

Model II Cobol Compiler
\$360.00
Cobol Run Time Package
\$36.00

\$ DISCOUNT \$
TRS-80® DEALER A301

MODEL III



- 26-1061 4K I. \$630.00
- 26-1062 16K III. 888.00
- 26-1063 32K III
2-Drives, RS232. 2225.00

COMPUTER SPECIALISTS

- 26-1155 Quick Printer II. \$187.00
- 26-1145 RS-232 Board. 84.00
- 26-1140 "O" K Interface. 249.00
- 26-1141 "16" K Interface. 359.00
- 26-1142 "32" K Interface. 469.00
- 26-1160 Mini Disk - Drive O. 419.00
- 26-1161 Mini Disk - Additional. 419.00
- 26-1154 Lineprinter II. 699.00
- 26-1165 Line Printer V. 1710.00
- 26-1159 Lineprinter IV. 859.00
- 26-1166 Line Printer VI. 1080.00
- 26-1563 Scripsit - Disk. 79.00
- 26-1566 Visicalc. 83.00
- 26-1562 Profile. 72.00

COLOR




- 26-3001 4K. \$360.00
- 26-3002 16K. 540.00
- 26-3010 Color Video. 360.00
- 26-1206 Recorder. 54.00
- 26-3008 Joysticks. 22.50

ALL OTHER R.S. SOFTWARE
FURNITURE, STANDS, CABLES
AND ACCESSORIES AT
DISCOUNT FROM
CATALOG PRICE.

- Novation Cat Modem. . \$149.00
- CCA Data Management
System. 72.00
- Adventure Games
Games 1-9 each. 14.00

Pocket Computer



- 26-3501 1.9K P.C. \$225.00
- 26-3503 Cassette I/F. 45.00
- 14-812 Recorder. 72.00



- GAMES:
- Alien Invasion. \$9.00
 - Stock Market. 9.00
 - Star Trek. 9.00
 - Block Em. 9.00
 - Ting-Tong. 9.00
- UTILITIES:
- System Savers. 14.00
- EDUCATION:
- Language Teacher. 18.00

**FREE: COMPUTER CATALOG
UPON REQUEST**

1-800-841-0860 Toll Free Order Entry

MICRO MANAGEMENT SYSTEMS, INC.

No Taxes on Out Of
State Shipments

Immediate Shipment
From Stock on Most Items

DOWNTOWN PLAZA SHOPPING CENTER
115 C SECOND AVE. S.W.
CAIRO, GEORGIA 31728
(912) 377-7120 Ga. Phone No.

R.S. 90 Day Limited Warranty
F-48 Form Provided

Largest Inventory
In the S.E. U.S.A.

*TRS-80 is a registered trademark of the Tandy Corp.

EVEN SIGMON CRAVES A LITTLE SECS.



SIGMON

SIGMON is a complete machine Language development tool for your TRS-80 Color Computer and it's super powered 6809E microprocessor.

Features:

MONITOR: Display memory in HEX and ASCII, Direct HEX and Decimal entry into memory/registers, Move, Find, Tape Read and Write, Output to printer and more.

DISASSEMBLER: Display Addresses, Opcode operand, Mnemonics, and Address expressions for specific range of instructions.

MINI ASSEMBLER: Allows you to enter instructions in Symbolic form and have them converted to Machine Language.

DEBUGGER: Allows Stepping and Break point execution of Machine Language programs.

With **SIGMON** you can awaken the awesome powers that lurk within the dark recesses of your color computer.

**Cassette and Source Code
for the TRS-80 Color Computer \$29.95**

S.E.C.S.

(Screen Edit Control System)

SECS adds new power to your TRS-80 Color Computer. If you have been waiting for Enhanced BASIC and it's capabilities, then you are ready to take the next logical step.

Features:

FULL SCREEN EDITOR: Full Cursor control with auto repeat, Insert, Delete, Join lines, Relocate lines and Audible error warning.

HI RES GRAPHICS: Two modes of Hi Res graphics, Set point, Set line, Set color, Set programmable character, Set screen, and Toggle between Low Res and Hi Res/Normal and Inverted Screens.

HI RES CHARACTER GENERATOR: Sixty-four definable characters, Save and Load Characters sets to and from tape, Define Characters, and Place on screen in any color and in any position.

The entire system is linked into BASIC and is completely transparent to the user. As a BASIC programming tool, SECS is unsurpassed.

Cassette for the TRS-80 Color Computer \$29.95

Software Utilities for the TRS-80 Color Computer

For further information about these and other Datasoft programs, visit your local software dealer, or call us.

Datasoft Inc.^{T.M.}

COMPUTER SOFTWARE

16600 Schoenborn Street * Sepulveda, Calif. 91343
(213) 894-9154

HI-RESOLUTION GRAPHICS FOR TRS-80*

INTRODUCING:

E/RAM



E/RAM Graphics is a unique hardware/software package, which will integrate high-speed, high resolution graphics into any Level II TRS-80 system. E/RAM hardware is a fully plug-compatible box, which installs in minutes, and requires absolutely no modifications to the TRS-80 system. E/RAM software is a compact, relocatable set of utilities which provides the user with easily accessible graphics functions. For instance: the user pokes the end point coordinates of a line into certain locations, does a USR call, and an optimized dot-raster line is automatically drawn on the screen at very high speed (less than 10 milli-seconds for a medium length line).

E/RAM does not require the purchase of an additional monitor CRT. The high-resolution graphics video is synchronized with the TRS-80 video and appears on the screen with the normal TRS-80 display. Alphanumerics, TRS-80 graphics, and E/RAM high-resolution graphics may be displayed simultaneously or individually.

E/RAM hardware contains its own 6144 byte video memory, which provides a true 256 x 192 matrix of independent graphic elements. (E/RAM is NOT a programmable character generator type graphics system. Character generator systems have serious limitations in full screen graphics applications.)

E/RAM will operate with or without an expansion interface, and with any standard memory configuration (4k through 48k).

E/RAM is fast. "E/RAM" is an acronym for Extended Random Access Memory, a very short description of the Patent-Pending method of I/O employed by this device, which gives it memory-mapped speed without interfering with the memory space used by the TRS-80.



The installation of E/RAM will not affect normal operation of the TRS-80. High resolution ON/OFF is under program or manual control (a switch is provided). An expansion card edge connector is provided so that other peripherals may be used on the TRS-80 bus.

E/RAM software package is compact (less than 1000 bytes), fast, easy to use, and very flexible. A relocating loader is provided. The user can delete unneeded routines if more memory space is required. Lines can be drawn as fast as 13 per second using BASIC/USR calls, and as fast as 200 per second using assembly language programs.

Routines usable through USR of BASIC, and of course an assembler CALL are:

INIT	- Sets up display
PLOT	- Plots a point
READ	- Reads a point from the screen
BLACK	- Sets drawing mode to black (off)
WHITE	- Sets drawing mode to on
CLEAR	- Clears the high-resolution graphics screen
LINE	- Draws a line

As an example, after the utilities package is loaded and you desire to draw a line, the following sequence of BASIC instructions could be executed:

U=USR(0)	Return the communications area
POKE U+1,X0	Provide the beginning X coordinate
POKE U+3,Y0	Provide the beginning Y coordinate
POKE U+5,X1	Provide the ending X coordinate
POKE U+7,Y1	Provide the ending Y coordinate
V=USR(4)	Draw the line (Current speed is approximately 13 vectors/second)

The complete E/RAM package is available for only \$349.95, and includes case, power supply, cables, software cassette, and complete documentation.

To order, or for further details, write or call:

VERN STREET PRODUCTS THE COMPUTER STORE

We handle a full line
of Radio Shack products ✓ 432

4949 South Peoria Ave
Tulsa, Okla 74105
(918) 747-2550

Send \$10.00 for a set of the manuals provided (applicable towards purchase)

Dealer inquiries are invited.

Terms: COD Welcome, check, money order, Master Charge, or Visa

Delivery: Stock to 60 days.

E/RAM was designed, and is manufactured by KEYLINE COMPUTER PRODUCTS, INC.
13 East 6th Street, M/C 200, Tulsa, Oklahoma 74119.

*TRS-80 is a registered trademark of Radio Shack, a Tandy Corporation.

tory check it says there are 70 GRANULES free. Wait a minute. Arithmetic is needed here. TRSDOS has only 35 tracks and there are only two GRANULES per track. Seventy divided by two means that all of the tracks have free space. What on earth happened to the Directory and the BOOT/SYS program?

A quick look at the Directory with SUPERZAP will show you that the SYSTEM file area of the directory as well as other parts of it, has been wiped out (clobbered) with trash all over it. The test diskette used with NEWDOS 2.1 has no errors noted by DIRCHECK and an examination with SUPERZAP will confirm that none exist.

Conduct the test again. You will find, in all probability that TRSDOS 2.3 will make the errors *but they will be different errors* and will occur in different places in the directory. Not only that but the number of errors will vary considerably. If you continue to use the same disk without re-formatting it, you will be amazed at the number of errors.

PART II OF TEST

1. Remove the write protect tabs from both DOS disks.
2. Repeat the procedure outlined above, only now the program will OPEN, KILL and CLOSE on the SYSTEM disk in Drive zero.
3. How many times the TRSDOS 2.3 disk will function will depend on how lucky you are. If it succeeds in making enough errors, the program will terminate with a "SYNTAX ERROR," or it may hang. When you BOOT nothing will happen. In any case, after ten OPENS, KILLS and CLOSES, BOOT the system. Ninety-nine times out of 100, nothing will happen. The video will look at you with a very blank stare. If you are very lucky, it will at least say, "NO SYSTEM" or "DISK ERROR."
4. Repeat the test with NEWDOS 2.1. Make it really tough. Change the loop from 10 to 100.

Conclusions Drawn from Part II

Killing open files is a bad practice with anybody's DOS. I don't recommend it. However, a good DOS should be able to detect that the kill is being issued before the close and take the proper steps to intercept and correct the condition before the data is wiped out.

I have run the above test over 200 times and not once has NEWDOS wiped out the directory or any parts of it! TRSDOS de-allocates bytes in the GAT table, does not clean up the HIT table and deposits garbage in the DIRECTORY sectors. It is still the same primary problem I describe on page 86 which was taken from the Apparat documentation.

So, not even TRSDOS 2.3 solves the problem completely.

Final Conclusions

1. The "guys in Denver are a couple of heroes."

2. TRSDOS 2.3 is worth exactly \$14.95.
3. I should have given NEWDOS more plugs in the book.
4. TRSDOS 2.3 is OK for trivial programming tasks.
5. TRSDOS 2.3 is OK for running games.
6. You don't use your system very much.
7. I will not be loved in Fort Worth, especially now.

The story preceding the test is not something I made up. The story is a composite of dozens I've heard, if not hundreds. I have seen it time, after time, after time. I have even received programs from well known vendors with errors built right into the disk directory!

The Third Paragraph

Paragraph three, John, is where you really put your foot into it. You say, "Most of the rest of this book tells us about the mistakes in Radio Shack's TRSDOS and the inadequacies of some of the other disk systems and how great NEWDOS is. We learn that NEWDOS works and fixes all the mistakes. The book then describes how to use NEWDOS commands and features." I won't quote the rest of it but I'll damn sure take you to task on this!

Apparently you don't read very well or carefully. Perhaps your comprehension is impaired, or worse, English is your third language. SUPERZAP is not, repeat, NOT part of the NEWDOS operating system. It is a utility that will run under TRSDOS 2.1, TRSDOS 2.2, TRSDOS 2.3, VTOS 3.0, VTOS 4.0, NEWDOS 2.1, NEWDOS/80, DOSPLUS 3.0 and Level IV DOS.

I devoted one chapter to the commands and functions of SUPERZAP, *not NEWDOS*. When the book was written, SUPERZAP was the only utility devoted to the reading and repairing of the disk. It was not *one of many*, but the *only one*.

Additionally, there were a couple of other utilities that were of some value for anyone needing to examine the disk or recover data. These programs are also discussed in that same chapter. The most valuable of these utilities is DIRCHECK, also by Apparat. As far as I know, this is still the only utility of its kind. Let me repeat: These utilities will run on any DOS, including TRSDOS 2.3!

Now for my final reply: *Nowhere* in the book is there one single line of text that is documentation for the NEWDOS operating system! With the exception of chapters one and two, the book is devoted to the disk's organization, data recovery, the disk's codes, and other helpful utilities.

H. C. Pennington
Upland, CA

**FAST
FASTER
FASTEST**

IT'S YOUR CHOICE

You can sort fast using your present facilities, or you can do it faster with Racet's superb facilities, or you can use the fastest: SUPERSNAPP X. The heart of SUPERSNAPP X is a SUPER FAST in-memory sort routine that has been benchmarked against everything on the market and beats them all ... hands down.

SUPERSNAPP X is the most important component of SNAPP X EXTENDED BUILTIN FUNCTIONS which is a much needed set of additions to the Model II BASIC interpreter that will put time saving power at your fingertips. Let's compare (using random data) SUPERSNAPP X and Racet's GSF SORT for speed:

SORT	SUPERSNAPP X	RACET GSF
10,000 integers	39 seconds	59 seconds
5,000 Singles	22 seconds	34 seconds
2,000 Strings	10 seconds	15 seconds

SUPERSNAPP X is guaranteed to be the FASTEST in memory SORT on the market or your money back. With it you also get these EXTENDED BUILTIN FUNCTIONS: PEEK PEEKW POKE POKEW XDAT\$ XTIM\$ ETIM\$ FILES and the SPECIAL SCMD (SNAPP-COMMAND). PLUS: open "E". Set SCROLL PROTECTION. ERASE all ARRAYS in one command. Specify size and Blink rate of CURSOR. Long ERROR messages. Read from Video, Screen Read, Diskette ID's and more! If you want the FASTEST SORT on the market, you want SUPERSNAPP X. Don't waste time. Call or write today for SUPERSNAPP X. \$100.00

SNAPP, INC.
SNAPP, INC.
SNAPP, INC.
SNAPP, INC.
SNAPP, INC.

8160 Corporate Park Dr.
Cincinnati, Ohio 45242



Call Toll Free
1-800-543-4628



Ohio residents

call collect (513) 891-4496

All products now available to run with TRSDOS 2.0.

Now available for Model III

Some DOS facts for the uninitiated.

The Disk DOSSier

by Jake Commander

What is a Disk Operating System? If the whole magazine were available, plus another two, then it might just be possible to scratch the surface of this fascinating subject. They are comparatively simple or complex, depending on the size of the computer they control.

The sort of operating system you find on an IBM or Honeywell machine takes man-years to write, and is a highly complex set of intermeshing pieces of software. These monstrous systems control a multitude of functions such as looking after timesharing users who want to access the main frame computer from a remote terminal via a telephone line. These users must be logged-on to the main machine, their accounts updated, and then slotted in with others who will all be competing for the central processor.

The operating system will also automatically schedule batch work. Batch work consists of separate jobs submitted to the computer one after another, such as payroll, invoicing, sales ledger and the like. These programs can be input to the computer using punched cards and would probably include a number of related programs running one after another (often referred to as a suite). The operating system will read all the input from cards or other media and, after determining the job's priority, allocate it in a queue.

Also to be taken into account will be the job's memory and I/O requirements. Is enough memory available to run the program concurrently with other programs which may be executing? Will the printer be required? Can the printer output be sent to a disk to be printed later when the printer is available? Using the limited resources of the main computer in as efficient manner as possible is sometimes known as spooling and is another function of the operating system.

This batch mode of operation is most like a TRS-80 system, except that input comes

from keyboard, tape, or disk. So far, none of the above may sound much like your familiar TRS-80, but as we progress through the layers of a giant operating system, we'll start to see and recognize some familiar functions.

Time Slices

Remember those remote timesharing users? All of them might be using the resources at the same time as the batch jobs are running. New users are given special priority by means of a time-slice in line with all the other remote stations.

These time-slices are usually the result of setting a hardware timer, and allowing the user a few milliseconds of the computer's valuable time. Although this may seem like rather a small amount, remember that he may receive his few milliseconds many times a second. Thus, to that particular person he seems to have constant use of the computer. These time-slices are terminated either when the user requires an unavailable resource such as a disk file, or when his time is up, in which case a hardware interrupt occurs.

Hardware interrupts give us our first parallel with the TRS-80. The DOS on our tiny micro is unlikely to have to worry about multiple users, so interrupt tasks will be limited to minor jobs like updating a real-time clock, displaying a program counter location, or scanning to see if a particular key is pressed, in which case a particular course of action will be followed. This is how Debug gets control if Break is hit during the execution of an independent machine code program.

The number of interrupt tasks that are performed is usually definable by the individual user. You may not want a real-time clock, but your DOS may perform a special action if it receives an interrupt which it recognizes as an impending power failure. On the largest main frames this sort of interrupt is given the highest priority of all, and causes of spontaneous dump of the computer's memory on to disk. This is usually

done in milliseconds which means that all data is completely saved by the time power actually fails.

One of the most important functions performed by any of the disk operating systems for the TRS-80 is control of I/O. For instance, anyone who's programming in BASIC doesn't want to worry about whether the disk in any drive has a locked-out track. He just wants to read or write a file. This is where our trusty DOS comes in.

Once a BASIC programmer says, "write that information to my file" in whatever dialect of BASIC he cares to say it, the DOS takes over. Firstly, the DOS must know the physical location of the file from the disk directory, make sure the file is open and a data control block available. The data control block or DCB tells the DOS various details about any I/O device (in this case a disk).

The programmer can be completely oblivious to details without which the DOS is lost; for example, which disk contains the file? How big is the file? Is the file split into separate segments (referred to as extents on the TRS-80)? Where are we pointed to in the file—the beginning? The end? Are we attempting to read more than was actually written to the file? All these questions must be answered by the DOS.

If any error occurs, then the person operating the computer should have as many options as possible.

This is one of the areas where the available DOSs fail miserably. If, for example, you get a read error on a disk, you're usually stuck. Imagine someone is running a payroll program and is reading employee details from disk. A hard read error occurs due to a scratch on the surface. What does the DOS do?

By current standards, the DOS will probably go through a sequence of attempts to read that sector, over which the operator has little or no control. This sequence is usually something like this: Set the offending drive to track zero (in case a seek error caused the head to be improperly posi-

'One of the most important functions performed by any of the disk operating systems for the TRS-80 is control of I/O.'

tioned); Try another read—no good—try another seek, and another read, and so on. This may go on for between ten and twenty attempts, while the operator watches helplessly. Eventually the program will drop into his lap with a message such as "DATA RECORD NOT FOUND DURING READ."

A complex operating system would now ask for human help. Does the operator want to try all those seeks every time the sector is re-read? Probably not. If you have read error

on track 40, the last thing you may want is to watch twenty times as the disk oscillates between track 0 and track 40 all to no avail.

But were you asked? Did any special error recovery routine come in to RAM and give you any choice? Not likely.

The options offered on a main frame would include changing the disk, skipping the sector or re-trying the I/O. The attempt to find the error would never be abandoned unless the operator specifically requested

it.

Most DOSs available for the TRS-80, show no such persistence. Certain DOS's for the 80 can tailor your system to your needs. A DOS may know the number of disks you have, the number of tracks per disk, track stepping rates, etc. All of which optimize the use of your own particular configuration.

Another DOS utility redefines a device. You could redefine your printer in the event

How Your TRSDOS Works

In the beginning, all is darkness. The Z-80 microprocessor lies dormant in the TRS-80 keyboard unit. Hundreds of electronic logic gates are waiting. Power up, and it springs to life.

The whole purpose of a central processing circuit is to step, byte-by-byte, through memory, picking each byte and asking, "what am I to do next?" Each byte represents a unique instruction to the central processing unit, a portion of which is dedicated to decoding each byte encountered in a special instruction register. The decoding circuitry guides the CPU chip through an electronic sequence of internal events which result in that particular operation code (opcode) being carried out.

The Program Counts

The actual byte executed is fetched from memory at a location which is pointed to by another special register in the CPU. This register is appropriately named the program counter or PC register. Each time an opcode byte is decoded, the program counter is automatically incremented to point at the following byte in memory.

Thus, the chip steps through memory, executing each byte pointed to by the PC register. If the chip is instructed to jump somewhere else, then the program counter is loaded with the value of that "somewhere else" and continues executing from there.

All that remains is to know which byte performs which operation in the CPU, arrange them in a sensible order and we have a machine code program. This is what we have in the ROM.

When the Z-80 is awakened from its

slumber, its first inclination is to execute the opcode that's pointed to by the PC register. Unfortunately, this register will have a totally random value because of its power up state. This would cause the computer to go careering at breakneck speed through a random sequence of operations.

The designers of any chip have to make provisions to control this initialization. In the TRS-80 this is accomplished by holding the CPU in a reset state (doing nothing) for a few hundred milliseconds until a small capacitor charges up and releases the chip. The reset condition helps out by setting the PC register to zero, so the chip does what it was built for and executes the byte at memory location zero which just happens to be ROM. The ROM is, of course, pre-programmed, so we're at last on our way to the DOS. Now that we have absolute control, things happen in a nice orderly fashion.

The CPU does a few housekeeping tasks to prepare the RAM for later use. Then it scans to see if the Break key is pressed. If it is, then Level II BASIC is initialized and the familiar MEMORY SIZE? message is displayed. If no Break key is pressed, then it checks to ascertain whether or not a floppy disk controller chip exists in the expansion interface. If no interface is connected, then no controller chip exists, in which case the MEMORY SIZE? message is displayed.

Whether or not a disk is available, instructions will be executed from ROM which tell the floppy disk controller to set drive zero to track zero and read the first sector. This is the bootstrap sector on the disk and is always read into memory start-

ing at location 16896. The routine to do all this is contained in 42-byte section of ROM which has now performed its duty, so the CPU is told to jump to location 16896. This location was just filled during that sector read, so the program now executed will be as determined by the first sector on the disk.

The Beginning

If a TRSDOS disk was just booted in, the story has just begun. The sector now in memory is 256 bytes long in RAM, an improvement over a 42-byte ROM routine. The first action of this freshly loaded routine is to clear the screen. If this much happens, then you at least know the bootstrap sector was read.

When this bootstrap sector was written to the disk by the FORMAT or BACKUP program, the third byte was set to a value which tells the DOS where the directory track is on the disk. This byte now tells the bootstrap loader where to look for SYS0. The directory entry for this DOS executive program is always assumed to be in sector 4 of the directory. This entry tells where on the disk to look for SYS0, so after extracting this information from the directory, the executive is loaded.

The SYS0 program is in the same standard format as any machine code program on disk, and contains bytes of information which tell the loader where in memory to load it. A special byte then signifies an execution address to the loader, and the load process is terminated. This execution address is now loaded into the PC register and SYS0 takes over.

The first thing SYS0 does is to check

"The whole purpose of a central processing circuit is to step, byte-by-byte, through memory, picking each byte and asking 'what am I to do next?'"

that it is unavailable. If you have an important printout to make, this can be really useful. The DOS would redefine your printer to be a disk file, in which case all printer output would go to the disk to be printed on another machine.

Finally, a DOS may offer a number of general purpose utilities to help run your system that much easier. These would include tape to disk transfer, program relocation, debugging and diagnostic utilities. These

are extras, however, and not really part of the DOS itself.

All of these functions and utilities add up to a lot of machine code. On a TRSDOS system disk, 34K is required for the various DOS routines. Obviously, this would not fit into a 16K or 32K system. By using an executive DOS routine in a small amount of RAM, all the necessary DOS functions can be called into memory from disk. Thus, the operating system becomes a system of

the amount of memory in the system, pre-set various RAM addresses, and arrange for handling interrupts. The TRSDOS title is then printed and finally, a check is made to see if an AUTO command file is specified in the first sector of the directory. The portion of SYS0 that performs the initialization just described is only needed once, so it is loaded into an area of RAM which is used by DOS for transient module overlays.

The rest of SYS0 contains the code for determining which overlay is to be loaded at which time, and where to find its entry in the directory. It also contains such things as the interrupt task routines, keyboard debounce routines, and any other software which is always needed in RAM and thus, is not a suitable candidate for overlaying. SYS0 now loads the AUTO command file, if specified, or calls SYS1 into the overlay area.

The reason for using overlays is simple. All told, the operating system disk contains around 34K of machine code. This doesn't leave much room in a 48K machine. Not only that, but it's not necessary to have all that code in memory at one time. For instance, if you are opening a file, it's obviously not necessary to load any code which deals with killing or closing a file. Thus, these modules are written as separate overlays and only loaded when needed.

Using small modules saves memory, but saves it only at the expense of the time required to read the modules. This overlay system dictates that they must always be available, and the operating system expects to find them in drive zero. This explains why single drive users can't use disks that don't contain a DOS, thereby forfeiting 34K of usable disk space. After SYS1 is loaded, it is executed at an entry point which prints DOS READY.

SYS1 is the module which interprets keyboard input. If a command is typed,

such as DIR or FREE, this is recognized as a library command, and the library module (SYS6) is loaded into a special overlay area, leaving SYS1 intact. The library function is then carried out. This may involve using other overlays, which is why the library module loads into its own special area.

If SYS1 doesn't recognize the keyboard input as a library command, it assumes that a machine code command file was specified and attempts to find it in the directory. It does this by appending a CMD extension as a default to the keyboard input and using it as a file specification. So, if you type BASIC, SYS1 will look for a file called BASIC/CMD. If it finds it, SYS1 relinquishes control to the DOS executive (SYS0), which opens the file using SYS2.

When the file is successfully loaded into memory, and its entry point determined, the program is executed. In this case Disk BASIC asks, HOW MANY FILES?

Now you can load a BASIC program file using, once again, SYS2 to open the file, SYS0 to load it and, if a disk error occurs, SYS4 to process the error. The amazing thing about all this is that it's still faster than loading a tape!

The modules contained on a TRSDOS disk are as follows:

BOOT/SYS—Bootstrap loader. (Only executed at startup).

SYS0/SYS—Resident TRSDOS I/O routines and executive.

SYS1/SYS—Command interpreter.

SYS2/SYS—OPEN, INIT, or EXTEND a file.

SYS3/SYS—CLOSE or KILL a file.

SYS4/SYS—Disk error message handler.

SYS5/SYS—DEBUG module.

SYS6/SYS—Library utilities such as APPEND, ATTRIB, etc. ■

by Jake Commander

overlays, all under the central control of the executive. This is why a system disk is always required in drive zero—that's where the executive looks and expects to find any module it feels necessary to call.

This all-important central module is the SYS0/SYS on a DOS disk and is loaded only once when the DOS is booted. Incidentally, that term "boot" comes from the fact that when the computer is initialized, a very simple routine reads in a more complicated routine which, in turn, reads in an even more complicated routine, the executive itself. The executive will then load in the overlay which says DOS READY or whatever, and await operator input. Thus, the software, it can be said, has picked itself up "by its own bootstraps."

DOS for the 80

The development of disk operating systems for the TRS-80 has made a fascinating scenario. The original DOS was written for Radio Shack by Randy Cook in Texas. He performed the gargantuan task of pulling together the keyboard, expansion interface and disks via TRSDOS. The original version was reputed to be TRSDOS 1.0, but no one seems to be prepared to actually admit its existence.

TRSDOS 2.1 was all too real. When Radio Shack released this version, they released a swarm of bugs onto the market. According to Cook, he hadn't finished the project.

With this wonderful first attempt, many of us pioneering users found ourselves in the grips of a system whose main penchant was forgetting to keep the drives rotating! This incurred what was to become known as "silent death." All one could do was reboot the computer and lose any BASIC program that was in memory.

TRSDOS 2.2 came to the rescue. This was an updated version from Randy Cook and cured quite a few of the former bugs.

Randy Cook and Radio Shack had a falling out about this time and the history of TRSDOS becomes hazy.

Radio Shack promptly released TRSDOS 2.3, which purported to be an upgrade from 2.2. However, the main change seemed to be the removal of all Randy Cook's copyright notices throughout the disk. They were replaced by Radio Shacks own.

While all this was going on, other things were afoot in Colorado. A couple of programmers took TRSDOS 2.1 plus attendant bugs, and thoroughly rectified most of them. To aid them in this task, they wrote some useful utilities such as a disassem-

Whatever happened to eenie, meenie, miney, mo?

This may put the Godfather out of business.

Brilliant! Like a window into the future.

I could be another Solomon...

If only my heart would stop racing...

It must use Bayesian, weighted factor analysis, and...

...a perfect gift for that urban cowgirl!

Maybe this'll help me choose a career...

I could use it to select my staff.

Would I rather have Winston's millions or Billy Joe's love?

Hmmm... could be my ticket to the Boardroom.

Can't any of these people afford \$29.95?

Should I buy stock or commodities in this economy?



When DecisionMaster speaks everybody listens.

Let's face it. We all have to make decisions. Decisions that can change our lives. Decisions that can make us happy or unhappy. Decisions that could win us fame or fortune. Now, DecisionMaster can help you make the best decisions of your life.

Use Bayesian theory to peer into the future... even if you've never heard of the Bayes' Rule. Do a complete weighted factor analysis... without knowing what one is. Use discounted cash flow to compare investment alternatives without bothering with present value tables. These and other sophisticated theories that were once the exclusive domain of professors and top business executives are built into DecisionMaster's algorithms... so you can use them at the touch of a key!

DecisionMaster is easy to use. It features:

- A fully documented manual developed by an authority in the field.
- A unique program-controlled cross reference system.
- A powerful formatted-screen data entry system.

You'll use DecisionMaster in hundreds of routine decisions, as well as more important ones such as • Buying a house • Changing jobs • Selecting investment • Evaluating insurance policies • Expanding product lines • Leasing vs. purchasing.

If you buy only one computer program this year, make it DecisionMaster. And when it speaks, listen.

DECISIONMASTER™

To order, see your software dealer or return this form with your check to: DecisionMaster, Dept. 80, 10428 Westpark, Houston, Texas 77042. Add \$1.50 for shipping and handling.

TRS-80** (Level II-32K) \$29.95
 TRS-80** (Model II) \$39.95

Name _____ State _____ Zip _____
 Address _____
 City _____

CHARGE by phone toll-free: 1-800-231-5768 Ext. 306
 (In Texas: 1-800-392-2348) or return this form:

VISA MasterCard Bank Code
 Account No. _____
 Signature _____
 Expiration Date _____

*Apple II is a registered trademark of Apple Computers, Inc.
 **TRS-80 is a trademark of the Radio Shack Division of the hobby Corp.

SCRINPUT T.M.

- SCReen INPUT replaces INPUT and is easily adapted to YOUR application.
- "ARROW" keys (↑ ↓ ← →) provide full cursor control. Makes editing easy.
- Can't be out-run by even the fastest typist
- Up to 80 data fields on a screen
- Flashing cursor - won't hide data beneath it.
- Fully relocatable - work in any TRS-80* Model I Level II machine, without modification.

(* TRS-80 is a Radio Shack Trademark)

	AMOUNT	P.P.R.	MONTHS	PAYMENT	INTEREST	TOTAL
1	2000	12	360	514.31	13351.68	15351.68
2	2000	13	360	503.18	14811.68	16811.68
3	2000	14	360	492.44	16378.40	18378.40
4	2000	15	360	482.22	17959.28	19959.28
5	2000	16.25	360	472.58	19555.88	21555.88

SCRINPUT in finance: Developed for a banker; loan amounts, interest rates and number of payments are typed directly into the video worksheet. Computer calculates and displays results. New values can be typed directly over old. Much easier and faster than INPUT.

Imagine. Data entry by filling in a video form. Easy error correction - just type over mistakes. No cumbersome INPUT statements, no valuable data scrolling off the screen.

SCRINPUT MAKES IT POSSIBLE IN JUST THREE STEPS:

Draw your input form on the video screen using PRINT statements.

Define data entry fields in the SCRINPUT data table.

Activate SCRINPUT through a CSR call.

Now fill in the blanks. SCRINPUT assigns all data to BASIC variables which are processed normally by your program. It's that easy!

SCRINPUT comes with user manual of instructions, examples and demo programs. Even the loan worksheet program and a source of listing of the machine language code are given. Try SCRINPUT. If you are dissatisfied for ANY reason, return it within 10 days for a full refund.

ACR Consultants
1000 North Bittner Road
New Palestine, IN 46163 ✓ 282

Phone Orders Welcome
(317) 861-6319
* All orders shipped within 24 hours
* 10-day money back guarantee
* VISA or Mastercharge accepted

Please Send Me:

- SCRINPUT on diskette..... \$27.00
- SCRINPUT on cassette..... \$29.00

Indiana Residents please add 4% sales tax. Personal Checks take two weeks to clear.

Name _____

Address _____ City _____ State _____ Zip _____

Credit Card Number _____ Expiration Date _____

Signature _____

bler, enhanced editor/assembler, and disk zap utility. This whole package was then made available as NEWDOS, or NEWDOS + if you purchased the utilities.

This lifted a few heads in the industry. Would Radio Shack sue? After all, it was their upgraded TRSDOS. Would Microsoft sue? Apparat survived by pointing out that to use their system the purchaser had to buy TRSDOS to have any documentation. Thus no-one was robbed of any royalties. Besides, theirs was the only DOS that worked properly.

Randy Cook was not idle. He formed his own software company, Virtual Technology, and had written VTOS 3.0. This was probably the direction TRSDOS would have taken had Radio Shack and Randy Cook remained friends. Anyone who has disassembled TRSDOS has seen the small pieces of unfinished code that point to this fact. However, Randy made a small marketing error with VTOS 3.0. He'd watched the increasing frequency with which illegally copied disks were circulating and decided to give his VTOS some backup protection. He did this by making it impossible to back up a copied disk. Thus, only the purchased master could be used to make backup. A lot of potential customers were scared off by this, so its success was somewhat stifled.

Meanwhile, Apparat pursued its own success. They had completely rewritten NEWDOS, removing any possibility of copyright transgressions as it now contained only Apparat's original code. (Incidentally, if you haven't already seen the proof of the NEWDOS 2.1 pudding, boot up, type BOOT/SYS.WHO, and then hold down the 2 and 6 keys. You will be shown.) This NEWDOS 80 was assured of success because of the justifiably high reputation Apparat had gained with NEWDOS 2.1.

Randy Cook struggled onwards. Out came VTOS 4.0 which even outshone 3.0. A superb operating system, at this moment, VTOS 4.0 probably offers more features than any other DOS.

Entrepreneurs have been watching the DOS debate with eyes wide, propped open by dollar signs. TRS-80 users now have DOSPLUS, ULTRADOS, OPSYS and probably more operating systems to choose from, all offering their best attempts to be better than the last. From all reports, NEWDOS 80 appears to be doing well. TRSDOS 2.3 appears to be standing still, VTOS will soon become LDOS from Lobo Drives International, and the merry-go-round continues onwards. ■

Standard & Poor's proudly announces STOCKPAK, a unique software and data system to help you meet your investment goals like a Wall Street professional.

STOCKPAK not only delivers a "stand-alone" Portfolio Management System but also gives you the software for Standard & Poor's monthly Common Stock Data Service (available to TRS-80 owners on a subscription basis). With STOCKPAK and the Data Service you command one of the most powerful and versatile investment tools available.

Here's How STOCKPAK Will Help You:

A 900 COMPANY DATA BASE SERVICE

Monthly Data Service subscribers receive a diskette containing 30 vital financial items on 900 of the most widely traded stocks (S&P "500" and 400 NYSE, ASE and OTC issues). Accompanying this monthly diskette is an Investor's Newsletter highlighting important financial news and investment strategies, with suggestions for maximizing the usefulness of the system.

STOCKPAK SELECTION SYSTEM

The heart of STOCKPAK is a powerful, analytical stock selection tool which enables investors to choose stocks which meet their investment criteria. For example, you may wish to select only those oil and gas stocks with price/earnings ratios of less than 7 and yields of 6% or more. Once a group of stocks has been selected, you can store it as a separate data file for continuing use.

REPORT WRITER

You can define the report formats you would like to see on those stocks meeting your investment objectives. Hundreds of calculations and ratios that you define can be sorted, averaged or totalled, and displayed on video screen or optional printer.



PORTFOLIO MANAGEMENT SYSTEM

Now you can effectively evaluate and manage your own stock portfolio of up to 100 securities with as many as 30 transactions for each. You can record "buy" and "sell" transactions, price and dividend information and stock splits for instant retrieval, for record keeping and tax purposes. You can measure actual performance or create hypothetical situations to help you make "buy" or "sell" decisions.

HOW TO ORDER STOCKPAK

STOCKPAK is designed exclusively for TRS-80 users with 32K business systems with two mini-disk drives. You can obtain the basic software and sample Data Base, plus a comprehensive User's Manual from your local Radio Shack Store for only \$49.95. The STOCKPAK Monthly Data Updating Service can be ordered directly from Standard & Poor's for \$200 annually, or from the order form provided in the basic package you purchase from Radio Shack.



Standard & Poor's Corporation

25 BROADWAY, NEW YORK, NY 10004 (212) 248-3994/3374

A side by side comparison of five popular operating systems.

DOS Talk

Stewart E. Fason
John Burgan
115 Via La Selva
Palm Beach, FL 33480

Remember that feeling of power and euphoria after you upgraded from Level I 4K to Level II 16K? A new world awaited you. Things loaded twice as fast; you could edit lines and acquired many new powerful commands.

You were satisfied for awhile, until someone showed you a disk system. Wow! Sargon loaded in seven seconds. That convinced you. You started figuring how much it would cost to upgrade—at least \$800.

Initially, you spent about \$500 for your 80, but now you are approaching two kilobucks. It's been well worth it though. What once was a nifty little machine that played blackjack turned into a giant, limited only by your imagination and pocketbook.

Disk Investment

You found that your machine would need a Disk Operating System (DOS) from which to take instructions. The standard DOS for the TRS-80 is Radio Shack's TRSDOS. The original TRSDOS 1.0 was weak and full of bugs. Randy Cook wrote it, and rewrote it, again and again, until he got it right.

Today's TRSDOS 2.3 works exactly as the manual indicates—first time, every time. The operating manual that comes with it is typical Radio Shack documentation—outstanding.

During the last year or so, there has been a plethora of ads extolling the virtues of new DOSs. These ads tell us that for an additional \$50 to \$150 we can have an operating system that will do many new and wonderful things. Although those new capabilities alleged by vendors look interesting, how is one to know whether these new systems are really worth the additional investment?

The answer we reached, after hundreds of hours, is a qualified "perhaps!" An operating system is like an automobile; one's worth depends on your needs. The following is an examination of the DOSs currently on the market.

This article is a collaboration between two very different people. John Burgan, a bright engineering student, deeply into his computer, is a first class nitpicker/bugfinder. Stewart Fason is a successful businessman (bourgeois, robber baron type), who rates a simple "automatic break key disable" feature higher than any sophisticated zapper—for his own protection. The ideal system to Fason is one which can be mastered by a secretary without sending her to computer school. Burgan the serious programmer, finds versatility of paramount importance. Features which have great appeal to Fason may just cause Burgan to yawn.

First, however, a word of caution is in order. All vendors advertise their systems to

be TRSDOS upward compatible. Don't be misled into believing that means all programs which run on TRSDOS will run on their DOSs. We found that over 95 percent of the programs made for TRSDOS were 100 percent compatible. If you have a program that is critical to your application, find out if it is supported by the DOS you are considering before spending money.

In discussing the relative merits of the advanced DOSs, we shall discuss only those features which we found to be potentially useful. They may be simply an enhancement of an existing TRSDOS feature, or they may be totally new (vis-a-vis TRSDOS).

The speed ratings in Table 1 may seem of little consequence because, in any DOS, things happen relatively fast. For any given operation, speed doesn't matter. However, one should recognize that after 1000 or 10,000 operations speed can be quite meaningful. The savings of wear and tear on your drives and disks will add up over the years.

The operating systems that we tested are in alphabetical order:

- DOSPLUS, from Micro Systems Software, Hollywood, Florida
- NEWDOS +, from Apparat, Inc., Denver, Colorado
- NEWDOS-80, from Apparat, Inc., Denver, Colorado
- ULTRADOS, from Level IV Products, Inc., Livonia, Michigan
- VTOS 4.01, from Virtual Technology, Dallas, Texas

The features which we have reviewed are included in the chart in Fig. 1.

"In discussing the relative merits of the advanced DOSs, we shall discuss only those features which we found to be potentially useful."

DOSPLUS

DOSPLUS includes several features that make it less troublesome to use than TRSDOS. For example, when it is booted in, it automatically checks for a lowercase display, and enables a lowercase driver routine if it finds one. It also includes a repeating keyboard that repeats the last key that is pressed if it's held down for more than one-half a second. DOSPLUS also has a screen print feature that sends the contents of the screen to the printer when shift/clear are pressed.

DOSPLUS is also user proof. That is, if you ask for DIR :5, or DIR :1 without a disk in the drive, the system won't hang up, but will come back with a DEVICE NOT READY instead. The printer is similarly supported. No more calls from your secretary saying, "It froze up, what do I do?"

Several new commands are included in this DOS, some of which are useful, and some which just seem to take up extra space.

BOOT reboots the system and reinitializes the DOS on command. The reset button is easier.

BUILD constructs a file containing a sequence of commands to be executed with a Do statement.

CLEAR places a file in the directory and sets aside a specified amount of space for it.

DO executes a sequence of commands entered by the Build command. This can also be used when booting up with the auto feature.

FORMS sets the printer driver to a specified number of lines per page, characters per line, and page length.

FREE displays a free map similar to the Model II and III computers. This looks nice but it's not too useful.

PAUSE is used in Do files after prompting the operator to input a disk, etc. It pauses until the enter key is pressed.

RS232 displays, but does not set the RS232 board baud rate. It is basically a reminder function for those of you with bad

memories.

In addition to the commands, several utilities are included:

PURGE allows the user to kill a group of files with one command, by displaying each name and asking for approval to kill it. This is an easy way to get rid of useless files quickly. If you accidentally Purge the wrong file, Restore brings it back from the dead.

DISKZAP is a sector oriented disk modification. It allows the user to examine and modify disk sectors and patch programs. It works well and is easy to use.

CLRFILE zeros a file, but does not change its allocation in the directory. Big deal?

COPY 1 is a single drive copy utility. It allows the user to copy any disk file that will fit in memory with a single drive system. This is a must for one-drive systems.

CRUNCH is a space compression utility. It removes spaces and REM statements from BASIC programs.

TRANSFER copies all programs from one disk drive to another. A real timesaver.

SYSTEM (DOS)	TRSDOS	NEWDOS +	NEWDOS-80	ULTRADOS	VTOS	DOSPLUS
Price (List) \$	\$17	\$99	\$149	\$119	\$99	\$99
Doc. Completeness	EXCEL	GOOD	EXCEL	EXCEL	GOOD	FAIR
Documentation Clarity	EXCEL	FAIR	EXCEL	GOOD	FAIR	FAIR
Command Simplicity	EXCEL	FAIR	FAIR	GOOD	FAIR	EXCEL
*BASIC Program Load Time	8	4.5	3.5	4.1	9.5	4.1
CMD File Load Time	3.2	3.5	3.4	3.5	7.2	3.4
Relative Speed	5	2-3	1	4	6	2-3
Repeating Keyboard	NO	NO	NO	NO	AUTO	AUTO
Single Drive Copy	NO	NO	CMD	NO	CMD	UTIL
Purge	NO	NO	CMD	UTIL	CMD	UTIL
Transfer	NO	NO	CMD	UTIL	CMD	UTIL
Editor/Assembler	NO	UTIL	UTIL	UTIL	NO	NO
Disassembler	NO	UTIL	UTIL	UTIL	NO	NO
Machine Lang. Offset	NO	UTIL	UTIL	UTIL	NO	NO
Device Not Ready Ck.	NO	AUTO	AUTO	AUTO	AUTO	AUTO
High Speed Mod Support	NO	NO	AUTO	NO	AUTO	AUTO
Disk Modification Utility	NO	UTIL	UTIL	UTIL	NO	UTIL
Automatic Patch Utility	NO	NO	NO	NO	CMD	NO
Device Routing	NO	NO	NO	NO	FULL	PARTIAL
DO/Chain	NO	NO	CMD	UTIL	CMD	CMD
Lowercase MOD Support	NO	NO	UTIL	AUTO	AUTO	AUTO
Print Spooler	NO	NO	UTIL	NO	CMD	NO
RS232 Driver	NO	NO	NO	NO	UTIL	CMD
System Size (Grans)	14	17	23	17	34	17

UTIL = DOS Utility—Separate program from operating system. Can be easily removed from disk to recover that space for the user.
 CMD = DOS Command—Function built into the DOS system files (/SYS) that can't easily be removed to recover that file space.
 AUTO = Automatic—Feature that activates itself automatically without intervention of the user, usually on powerup.

Table 1. Comparison of Operating Systems

"The feature of the BASICs are identical to the TRSDOS BASIC, with a substantial savings in memory."

DOSPLUS rates high for simplicity. The manual is okay, but should go into more detail with some sample program applications for its special features. For example, the manual only briefly mentions one of DOSPLUS's dynamite features. It is the Auto-Do-Build function which can be used to allocate tasks to the computer when booting up.

When your secretary powers up in the morning, the following happen automatically: Check data file and print out appointments for the day; print any special dates within the next two weeks which may have been forgotten; phone the company computer in New York to see if any messages are keyed for you; and then, disable the break key. All this with no operator input. This one feature is well worth the price.

We found DOSPLUS to be a user's DOS. Serious machine language programmers will probably look elsewhere.

NEWDOS +

NEWDOS + is basically a reworked TRSDOS 2.1 operating system with several new features and utilities added. We found this system to be basically bug-free. However, if any do appear, Apparat has included a disk modification utility, so the user can apply patches if they are necessary. New features and utilities added include:

COPY/BACKUP utilities are functions which are combined into one file. It seems to run more efficiently and use less room on the disk this way.

DOS functions are available from BASIC and return to BASIC after execution, without losing any of the RAM normally available. Also included in BASIC is an Open E option to add to the end of a sequential file.

JKL sends the screen contents to the printer.

DIRCHECK is a directory check and verification of utility. It lists any errors in the directory.

LMOFFSET utility loads the module offset program and allows the user to put machine language programs on the disk that normally conflict with DOS memory.

EDTASM is the Editor/Assembler from Radio Shack which has been modified to load and save programs to disk.

SUPERZAP/BAS is a disk sector oriented modification utility written in BASIC. It allows the user to patch files on disk.

LEVEL 1 Level I BASIC relocated into Level II RAM. This is not a Level I to Level II conversion routine, but actually Level I BASIC.

DISASSEM is the Z-80 disassembler program.

LV1DSKSL utility is a Level I disk save/load routine. It allows the user to save a Level I BASIC tape onto disk and load it into a Level I program.

NEWDOS-80

In the NEWDOS-80 documentation Apparat suggests you spend several hours studying the manual before touching the diskette containing the system. Many hours will be necessary before you fully understand its capabilities.

NEWDOS-80 is one of the more powerful DOS systems. It has a completely rewritten BASIC that is upwardly compatible from TRSDOS BASIC, but adds so many new types of data files that we have not yet been able to use all of them. It seems that this version of BASIC was written to make it easy for the business programmer to do anything.

The entire operating system appears to have been written from scratch, and seems to have very few bugs. Though it claims to be upward compatible from TRSDOS, we found some programs that wouldn't execute directly with it. Apparat seems to have patches to make them all work, either by modifying the program or the DOS.

The DOS is more versatile, but more complex than the others; anyone closely following the instructions, however, should have little trouble understanding the commands. This DOS also supports eight-inch drives, and the Lobo Expansion Interface.

The new features added to the DOS are:

BASIC, which supports the DOS commands with return to BASIC, as well as new file structures, including variable length records, add to end of sequential file and many others.

CHAIN executes a series of commands entered in a Do file.

HIMEM sets the top memory location available to DOS and BASIC (equivalent to setting memory size in BASIC).

JKL sends the contents of the screen to the printer.

MINIDOS is a miniature DOS that allows you to execute many DOS commands without disturbing programs stored in memory. Pressing numerals 1, 2, 3 simultaneously calls up this function. For example, if you need a directory from Scripsit, you can press 1, 2, 3 simultaneously, and you enter MINIDOS; by typing DIR, and then MDBORT MINIDOS abort, you are back in Scripsit.

PDRIVE sets the parameters for the disk drives in the system (number of tracks, size, directory location and directory size), allowing the user to set directory size. It also lets users of 77 or 80-track drives set up a larger directory, but not free space on the disk.

PURGE kills selective groups of files on a disk after asking permission for each.

SYSTEM allows the user to configure special system options. For example: enable/disable passwords; enable/disable debounce; enable/disable JKL and 1, 2, 3 keyboard routines; enable/disable lower-case driver; set number of drives in the system so DOS does not search all four drives; set default drive to other than 0 for DIR and other commands. Disassembler and Editor/Assembler programs are included.

SUPERZAP is a sector and file modification utility. Most other disk mod utilities allow you to modify sectors, but first you have to find your file. This utility handles that for you. All you have to know is the file name.

LMOFFSET loads the module offset routine and lets the user load machine language programs that conflict with DOS and store and execute them from disk.

LEVEL 1 utility is Level I BASIC relocated into high memory, and it allows Level I programs to be executed without converting them to Level II.

ASPOOL utility is an automatic print spooler program, which allows the computer to store format print output on disk and dump the disk file to the printer while the computer is doing something else.

DIRCHECK utility checks the directory for invalid entries and lists information about the directory entries.

This DOS is the fastest and most powerful DOS for the serious programmer. It is also the highest priced system, but comes with by far the most complete manual.

ULTRADOS

ULTRADOS is an easy to use operating system that is almost completely command compatible with NEWDOS + (not NEWDOS-80). It does have some additional features in addition to what NEWDOS + adds, and is slightly easier to use than NEWDOS +. New features are:

CLEAR writes zeros to memory locations from 5200 to the logical end of memory pointed to by the TOPMEM pointer set by DOS on powerup or by the BASIC memory size question.

NAME THAT SONG

A revolutionary sound program for the 32K TRS-80 disk system co-authored by the musical director of Broadway's "Annie." The game comes with over 100 tunes and you can add your own using the provided utility. This multi-player game has fast action and machine language subroutines. Just like the popular TV show— even has commercials! ONE OF THE MOST ENJOYABLE GAMES I'VE SEEN AND HEARD FOR THE TRS-80"— Richard Taylor, author of TRS-Opera. 32K disk \$19.95

STELLAR ADVENTURE

Explore the galaxy and fight the deadly Kyraxans in this real-time graphic game with sound.

Level II 16K tape \$14.95
32K disk \$19.95

CITY ADVENTURE

Travel from a peaceful suburb to the hustle and bustle of the big city. Standing in your way are muggers, runaway cars and numerous other obstacles. A knowledge of the program "Interludes" is helpful. Rated PG. Level II 16K tape \$9.95
32K disk \$14.95

MICRONOPOLY

A full scale version of the famous board game Micronopoly is the only program we know of that plays by the rules, allows trading and doesn't require you to have a board. Level II 16K tape \$9.95
32K disk \$14.95

BREAKOUT

In this machine language game with sound you must destroy the graphic blocks with your bouncing ball. This simulation of the popular arcade game has 64 variations. L 2 16K tape \$9.95 32K disk \$14.95



ALIEN INVASION

Shoot down the space invaders as they pass over your laser cannon. This is a new improved version available only from Software Innovations. With sound. Level II 16K tape \$9.95
32K disk \$14.95



Software Innovations

320 Melbourne Rd. ✓478
Great Neck, NY 11021
(516) 482-6004
MNET-70330.205

Add \$1.00 for shipping.
Free catalog available.
Terms: Check, M.O.,
VISA, MC.
NY res add sales tax.
Dealer Inquires Invited.

ELECTRONIC ORDERING

IS HERE

↶ INNOV-80 CBBS (516) 482-8491

↷ CONNECTION-80 CBBS (516) 588-5836



COMMUNICATE!!

MICROCONNECTION— \$249.00

For Model I or III, decodes the TRS-80 buss and creates an RS-232 port. Eliminates need for expansion box and/or RS-232 board. Provides serial printer output. Requires software written for port 208. Requires adapter cable for Model III. RS232CONNECTION— \$199.95

Works with virtually any computer or terminal having an RS-232 serial I/O port. Replaces obsolete acoustic coupled modems. Compatible with all TRS-80 terminal software. Requires RS-232 cable.

COLORCONNECTION— \$199.95

Converts Radio Shack Color Computer into a communications terminal. Provides serial printer output. Does not require any additional memory or extended basic. Complete with cables.

AUTOCONNECTION— \$79.95 (option)

This option permits CONNECTIONS (except Color) to answer the telephone and/or dial numbers automatically. Supplied with a dialer demonstration program.

EUROPEANCONNECTION— \$20.00 (option)

This option modifies the above units for European Standards.

MODEL III ADAPTER— \$29.00

Cable converts Model III 50 pin buss to 40 pins used by Model I peripherals.

RS-232 CABLE— \$24.00

Four-foot ribbon cable terminated with 25 pin male DB25 plugs.

SMART-80 and SMART III By Dick Balcom

Smart Terminal Programs for the TRS-80+ Model I and Model III Computers! This is the ONLY Smart Terminal Program available for the Model III as of this printing! These programs are available in either cassette or disk versions for the Mod I and Mod III. These programs allow you to up AND down text and programs to your TRS-80+ from other users, Timeshare Systems (source, MicroNET), and free public BBS (CONNECTION-80, etc.). This software represents the State Of the Art in terminal software for the TRS-80+.

Smart-80(C), Smart III(C) automatically converts basic programs saved on Tokens to ASCII code, and back again. EDTASM tapes can also be loaded thru the terminal!

Smart-80(D) is the Disk based version of Smart-80 with the ability to transfer diskfiles to another user over both phone and radio with the use of a modem. These programs support Auto Log-on, as well as other features not found in other programs.

Smart-80 (C) Model I \$79.00
Smart III (C) Model III \$99.00
(1500 Baud Tape)

Smart-80 (D) Model I \$79.00
Smart III (D) Model III \$99.00

B.T. Enterprises ✓380

171 Hawkins Road
Centereach, New York 11720
Dealer Inquiries Welcome

Add \$2.00 S & H
NYS res. add appr. tax

(516) 981-8568 (Voice)
(516) 588-5836 (Data)
MNET-70331,105

FREE CATALOGUE
WITH EVERY ORDER!

SCRIPMOD

By TERRY FIVEASH

Scripmod Features

- Allows you to use all those neat things your printer does from Scripsit!
- For use with any smart printer.
- Does not require special drives for your printer.
- Use with LP IV, DW II, IDS 440, IDS 460, NEC, DIABLO, QUME, and more!

UNDERLINING, SUPERSCRIP, SUBSCRIP, BOLD TYPE, PITCHES.

YOU CAN EVEN UNDERLINE SPACES!

This Program is a must for every Scripsit user.

Scripmod is supplied on disc with full documentation.

\$39.95

Print Central

A utility for those with smart printers. To send a control code to your printer, simply press the clean key and the appropriate letter key and see instant execution. Any code from 1 to 31 may be sent.

MODEL I — \$24.95



80 KISMET

By Wendell Rauton

Super version of this old game for your Model I or Model III TRS-80. Graphics, 16K Level II Minimum.

\$14.95

THE BLACK BOX

By Ken Hayes

Shoot rays through black box, in search of hidden stars. Watch out! They're not always where they seem. Model I or III, 16K Level II Minimum. \$14.95

BLACK BOX



THE TEMPLE OF RAH

THE TEMPLE OF RAH

By Dan Case

Rescue the fair princess from the clutches of the people of Rah before it's too late! Super adventure with sound! For Model I or III, 16K Level II minimum. \$14.95

VIDEO SCREEN FILTER

Hard acrylic plastic screen that's easy to install—easy on your eyes.

GS 1 - Model I \$14.95
GS 2 - Model II, III \$14.95
GS 3 - Leedex 100 \$14.95
Special Size \$16.95

THINK



GREEN



VISA — MASTERCARD



Oklahoma Residents add 2% tax.
C.O.D.'s WELCOME!

Case COMPUTER PRODUCTS CO.
414 South Oak
Sapulpa, Okla. 74066

[918] 224-9588

DEAD writes zeros to memory locations from 5200 to the physical end of memory, ignoring the TOPMEM pointer.

TOPMEM sets the logical end of memory to other than the physical end as set by DOS on powerup. This DOS has three separate BASICs, with unique characteristics as follows:

BASIC is the ULTRADOS full featured super BASIC, similar to TRSDOS BASIC, but using less memory (more available for user programs), and adding more features as follows:

CMD "C" compresses the BASIC program in memory and removes spaces and linefeeds, leaving more free memory and allowing faster execution.

CMD "DOS COMMAND" executes the DOS command and returns to BASIC.

CMD "O" allocates a new file buffer in addition to those allocated when BASIC was initialized.

CMD "X" returns to Level II BASIC in ROM to preserve the program in memory, and also to allow return to the Disk BASIC at a later time. If you ever had a Level II BASIC program that wouldn't run right in Disk BASIC, you will appreciate having this feature.

CROSS REFERENCE will list the variables or line numbers in the BASIC program.

RENUMBERING allows the user to renumber a BASIC program while in BASIC.

SHORTHAND allows several commonly used commands (list, edit, for example) to be entered in shorthand form as only one character followed by ENTER.

In addition to Super BASIC, two other BASICs are included, Short BASIC (BASICS), and Tiny BASIC (BASICT) that give up some of the commands of Super BASIC, and leave more free memory. The memory available for the three BASICs are as follows:

Super BASIC (BASIC) 40414 (2124 less than TRSDOS)

Short BASIC (BASICS) 41204 (2914 less than TRSDOS)

Tiny BASIC (BASICT) 41980 (3690 less than TRSDOS)

The features of the BASICs are identical to the TRSDOS BASIC, with a substantial savings in memory. The Tiny BASIC went one step further and removed the file handling of TRSDOS, and kept only disk load and save commands, for yet more memory savings. We consider these good features and wonder why the other vendors can't seem to come close. In addition to BASIC, other

utilities included are as follows:

DA Utility— disassembler program.

EA Utility— disk based editor/assembler program.

LM Utility— load module offset utility.

LC Utility— lowercase driver routines.

RS Utility— ROM search utility, searches the Level II ROM for a 16-bit word specified by the user.

UZ/BAS Utility— Ultra-zap sector oriented disk modification utility.

GR Utility— graphics keyboard driver, allows graphic characters to be entered from the keyboard.

Knife/BAS Utility - program that allows the user to "perform surgery" on a BASIC program. It does much more than just remove space, it also allows the user to:

- Change all or part of variable names.
- Change all or part of constants, data list items, or strings. Change graphic codes from the CHR\$(XXX) format into compressed strings (the funny looking ones that list as a bunch of garbled key words, but are really graphic strings)
- Merge adjacent lines into one longer line.
- Split one line into two shorter ones.
- Excess space removal.
- Remove REM statements.
- Change reserved words.

Between the Super BASIC and these two utilities, this will be a very good system for the BASIC programmer. The documentation that comes with this DOS is in every way as good as the TRSDOS manual from Radio Shack. This DOS lists for \$20 more than NEWDOS+, but is well worth the difference.

BOOT reboots and reinitializes the system on command.

BUILD allows the user to enter a set of commands to be executed by CHAIN.

CHAIN executes a series of commands entered with BUILD.

MEMORY allows the user to directly set the TOPMEM pointer to reserve high memory.

PURGE selectively kills a group of files, after asking permission to kill each.

RUN allows the user to load and execute a program on a non-VTOS disk, or a non-system disk, with only a single drive system.

How's your love life?



INTERLUDE
#99
THE ULTIMATE
EXPERIENCE...

A little dull around the edges? Routine? Predictable? Boring? Maybe all it needs is a little Interlude. Interlude is the most stimulating computer game ever conceived. It combines a computer interview, an innovative programming concept, and a one-of-a-kind manual to turn your love life into exciting, adventurous, delicious fun!

Interlude is: romantic... playful... outrageous... a fantasy. Interlude is: ■ A Bed of Roses (Interlude #1) ■ Mata Hari (Interlude #49) ■ The Chase (Interlude #7) ■ Rodeo! (Interlude #71) ■ The King and I (Interlude #60) ■ Some Enchanted Evening (Interlude #84) ■ Caveman Caper (Interlude #82) ■ From Here to Ecstasy (Interlude No. 30) ■ Satin Dreams (Interlude #72).

More than 100 Interludes are included in the program. Most are described in detail in the accompanying manual, but several surprise Interludes are buried in the program awaiting that very special time when your interview says you're ready. (When you learn secret Interlude #99, your love life may never again be the same!) Interlude can give you experiences you'll never forget. Are you ready for it?

InterludeTM
The Ultimate Experience.

INTERLUDE, 10428 Westpark, Houston, Texas 77042. I'm really ready. Send my Interlude today.

Apple II (16K)*

- Cassette (\$16.95)
- Diskette (\$19.95)
- Diskette—Pascal or DOS 3.3 (\$19.95)

TRS-80 (Level II-16K)**

- Cassette (\$16.95)
- Diskette (\$19.95)

Poster

- 20"x 24" reproduction of this ad without ad copy (\$4.95—includes shipping charges)

Available for immediate shipment.

Please enclose your check payable to INTERLUDE or complete the charge information:

Add \$1.50 for shipping and handling.

MASTERCARD
Account No. _____

VISA

All charge customers must sign here. _____

Expiration date _____

MasterCard Bank Code _____

CHARGE CUSTOMERS: Order by phone toll-free! **1-800-231-5768 Ext. 306** (Texas: 1-800-392-2348 Ext. 306)

Name _____

Age _____

Address _____

City _____

State _____

Zip _____

*Apple II is a registered trademark of Apple Computers, Inc. **TRS-80 is a registered trademark of Radio Shack, a Tandy Co.

FILETRAN

Transfers your TRS-80 Software to CP/M

- Machine language **COM FILE** directly compatible with your **CP/M** system.
- Automated terminal configurator.
- Memory displayed in both **HEX** and **ASCII**.
- Any disk Sector-Selected and displayed in both **HEX** and **ASCII**.
- Transfers both data and program files by file name byte by byte.
- Newly created files scanned for potential errors between level **II BASIC** and **MBASIC 5.0** or later.
- **CP/M** files scanned for any selected string.
- Searches any program for all occurrences of any string.
- Generates a variable cross reference. Invaluable feature for any system level conversion and debugging.
- Displays both **CP/M** & **TRSDOS** directories.

FILETRAN Disk and Manual TRS-80 I or II\$99
Transfer either way from CP/M TRSDOS for Model I\$149
Manual alone (Price credited to purchase)\$20
Add \$2 shipping and 6% sales tax in California.

Order **FILETRAN** Today

- FILETRAN** Disk and Manual
- 2-Way Xfer feature for Model I
- Manual alone
- Send descriptive literature

My check is enclosed for \$ _____

Name _____

Street _____

City _____

State _____ Zip _____

VISA M/C 4 digits above name

Card# _____

Signature _____

Send to

BUSINESS MICRO PRODUCTS

609 Livermore Ave.
Livermore, CA 94550 ✓382
(415) 449-4412

"An operating system that suits your needs will prove to be a good investment, not over a week or month, but over an extended period of time."

SYSTEM allows the user to set some hardware dependent features, and optionally, configures a version that automatically sets them on power up. For example, high speed mod enable/disable, lowercase enable/disable, blinking cursor enable/disable/rate, JKL screen print enable/disable/graphics, on/graphics off, default drive set, delay time after drive motor turn on set, drive step rate set.

XFER is similar to **COPY**, but will copy a file from one disk to another with a single drive system.

In addition to the added commands, the following utilities are also included:

PATCH takes care of only one of the functions of the ZAP programs on the other systems, but it does so without the user being required to know anything about machine language, or the operating systems. It allows the user to modify and/or correct errors in files on the disk. For example, **BASIC** is not supplied with **VTOS**, but by patching **TRSDOS BASIC**, you have **VTOS BASIC**.

VTCOMM utility is a communications utility allowing communication between machines via the RS232 interface/modem.

KSR utility is a keyboard send-receive terminal emulator similar to the Term program from Radio Shack.

In addition to the utilities, several data files are included to support the patch, **KSM** and set functions.

VTOS is a very powerful operating system, but its designers seem less concerned with human engineering than the others, and therefore it takes more practice before **VTOS** can be used efficiently.

VTOS 4.01

VTOS 4.01 seems to be written for the high level business user, with features so advanced that many minicomputer operating systems don't have them. Unfortunately, with all this power, there is more room for bugs, as well as more memory overhead for the CPU. This results in the most powerful business DOS, but also one of the slowest.

This version of **VTOS** did eliminate the password that plagued earlier versions, but the backup utility still gets upset when handed a disk formatted by another system. One of the powerful features of this DOS is its device specs. Some examples are: *DO = display output, *PR = printer output, *KI = keyboard input, *RO = RS232 output, *RI = RS232 input. They are used essentially like filespecs, and their equivalent of a directory command is the little used device command. With these, you can use

commands such as:

ROUTE, which allows you to route data destined for one device to either another device or to a disk file.

SET allows you to set up a device spec using a device driver program supplied with the DOS or created by the user. (For example, set *CL to RS232/DVR.)

SPOOL allows the user to route data destined for a device (any device, not just the printer) to another device through a file. It does it in such a way that data for the device first goes into a file (or memory) and from the file (or memory) to the device when it is ready. In this way, the computer continues running the user program until the printer becomes available.

RESET resets the devices to their original drivers and essentially cancels the above commands. In addition to the device handling commands above, other commands are included.

LINK allows the user to link devices together. For example **LINK *DO to *PR** causes everything displayed to go to the printer also.

FILTER is similar to **SET**, but also allows the user to filter the data before it reaches the device or file. For example, it will eliminate graphic and control characters from data before it reaches a printer that doesn't support graphics or control characters.

ALLOC preallocates disk space for a file adjacent to it.

Bugs and Zaps

There are bugs in every system. As they are found, the seller fixes them. Apparatus is especially good at this. They should be. It takes over 40 "zaps" to bring an original **NEWDOS-80** up to current standards. Zaps, or changes, do not necessarily mean flaws in the system. Many of them support some new or existing utility. For example, the popular Electric Pencil requires a zap for most systems. Each vendor assures the purchaser he will be notified of all new zaps. Those of you with bootleg copies (shame on you) are on your own.

Only you can determine which DOS is best fitted to your needs. However, after extensive use of the systems, one point becomes quite clear. An operating system that suits your needs will prove to be a good investment, not over a week or month, but over an extended period of time. The authors of this article applaud the work of these DOS writers who, each in his own way, have indeed built better, albeit, different mousetraps. ■

SEND FOR FREE CATALOG
OVER 150 ITEMS

Ahoy Dealers!
CALL OR WRITE TODAY
FOR YOUR FREE
DEALER PACKAGE!

**SOFTWARE
AUTHORS!**
We want to sell
your programs!
SEND YOUR TAPE OR DISK
(with any documentation)
TO OUR SOFTWARE
REVIEW BOARD - Dept. R



**Adventure
INTERNATIONAL**

SOFTWARE
PUBLISHING
DIVISION OF
Scott Adams
INC.

ADVENTURE INTERNATIONAL BOX 3435 LONGWOOD, FL 32750 (305) 862-6917

Lew Kornfeld

Interview by Nancy Robertson

They're changing the guard at Tandy Plaza. After ten years as president of the corporation, Lewis Kornfeld is retiring from Radio Shack. He will be 65 July 31, and is retiring by choice. In the interim, Mr. Kornfeld is serving as vice chairman and John Roach has stepped up to the presidency.

In an interview with 80 at the Boston computer show, Kornfeld traced the history of Radio Shack and discussed his personal plans for the future.

Kornfeld's background was in English lit and reporting when he came to Radio Shack in 1948 as advertising manager. From advertising he moved into marketing. The man responsible

for Radio Shack's development and marketing of the TRS-80 Model I, Kornfeld says computers and their intricacies were way over his head when he made the decision to go ahead with production. His remembrances of his 32 years with Radio Shack are marked by his strong opinions about business, his company loyalty and an old-fashioned patriotism.

With his retirement, Kornfeld looks forward to more time with his wife and the pleasures of home. He plays the piano and the recorder. He wants to get back to "serious reading" and to start work on a book about advertising. And he wants to take up a new instrument. "I bought a flute," he says. "I haven't taken a lesson, or opened it up. I don't even know how to put it together. But the day I retire, I'm going to take it out."

80: I got the press release saying you were retiring.

Kornfeld: Yes, Ma'am. As planned by me and my wife for quite a few years. July 31 I'll be 65, and I've been working 45 years, you know, overall. Thirty-two—at that time it will be almost 33—for Radio



Shack. And you know, there was other assorted work, like teaching English lit, writing for a newspaper and five years in the Marine Corp.

80: Where did you teach English lit?

Kornfeld: At the University of Denver. I was an instructor while I was getting my MA in 1941. And I've got lots and lots of hobbies. I can afford to retire, which is a little more than I anticipated a few years ago. I thought it might be very difficult to retire, but why wait until they drag you out?

80: It doesn't look like you're completely retiring.

Kornfeld: I'm going to stay on the board. I'll drop all titles and become an outside director.

80: How does somebody who starts by teaching English end up the president of a large manufacturing company?

Kornfeld: Manufacturing and retail. How it happens is, in my case, I went into advertising. So, my first job at Radio Shack was as advertising manager. That was 1948. Then, in '54 I became V.P. of advertising—which meant they didn't have to give me a raise. In this period, I discovered a latent ability to select merchandise for the marketplace. I became V.P. of merchandising and advertising in 1958, and then president in 1970.

80: How long has Radio Shack been around?

Kornfeld: Well, Radio Shack technically grew out of a company that was founded in Boston in 1921. That's the year we use as our start-

Continued to page 86

John Roach

Interview by Nancy Robertson

John Roach explains that Radio Shack is "a company that has grown primarily from within. We very rarely bring in someone from the outside." But maybe his attitude towards his work has as much to do with his recent promotion to president of the company as his 14 year history with the company.

In a recent telephone interview with 80, Roach answered questions about Radio Shack's future and its commitment to computers. If the greatest strength of retired president Lew Kornfeld was his marketing outlook, Roach's forte is his familiarity with computers.


In college, he majored in math and followed through with a masters in business management and a computer studies fellowship from Texas Christian University. With his degrees in hand, he began working in the data processing field. Two years later, he joined Radio Shack and became manager of their data processing division. When the first Model I rolled off the production line, he was the vice president in charge of manufacturing.

A native of Texas, Roach lives with his wife and daughters Amy, 14, and Laurie, 8, in the Fort Worth area. But there isn't much time outside of work. He told 80, "What we do here (at work) is so much fun, you don't have to go looking for a lot more."

While observers have seen Roach's strong computer background as an indication that Radio Shack is gearing itself for a computer-dominant future, Roach disagrees.

80: You were saying that the significance of data processing was that you had experience in several different fields of Radio Shack's business.

Roach: Well, being the data processing manager, I've had a very



good introduction to all parts of our operation. Of course, I don't think it's insignificant that since I had a feel for the computer business I became intimately involved in Tandy's entry into the microcomputer business. I was in charge of warehousing, manufacturing, and, then, executive vice president of Radio Shack.

80: You don't feel, then, that your appointment is a sign of Tandy's commitment to computers?

Roach: Certainly I think the natural evolution of Tandy is into more technology products of which computers are a very important part. But certainly, it's

our desire, goal and ambition to help bring technology to the consumer in all phases of consumer electronics and not exclusively computers.

80: I wonder if you could tell me how your presidency will differ from Kornfeld's.

Roach: Well, I don't know that it will differ significantly. We, basically, have a lot of the same, or essentially the same, philosophies. Many came down from Charles Tandy. Both of us worked closely with Charles. While Lew is a little bit more advertising-oriented in his experience, I hope that there isn't any real significant difference in our outlook towards the future.

80: I also wanted to ask you about some new directions the company seems to be taking in marketing. For one thing, I noticed that you now have a non-exclusive agreement with Random House to distribute your products outside of Radio Shack outlets. This is new. I wondered if you could comment on that.

Roach: Well, we have a number of marketing activities in consumer electronics that do not follow precisely our normal pattern of Radio Shack stores or Radio Shack Computer Centers. The Random House agreement is strictly to give us an avenue to approach the educational market, which we feel is one of the major segments of the microcomputer market.

80: Since the Random House agreement is non-exclusive, that would imply there will be other agreements.

Roach: Certainly, since it is non-exclusive, there is opportunity for other agreements. I don't know that we have any other agreements at the present time.

80: Another new approach that I've noticed in your marketing recently has been the selling—within Radio Shack outlets—of software packages designed by other companies. There's the Personal Software Space Warp program, which is also a non-exclusive agreement. And this is something I find unusual for Radio Shack.

Roach: I don't think it's really all that unusual. If you study the history of the business, we have these products manufactured by others for sale under our label. So I think our software activities are following very closely to what I think our historical hardware activities have been. You know, we manufacture somewhere around 46 percent of everything we sell. And so without knowing the breakdown on software, we make some of it ourselves, and we buy some from others.

80: I was under the impression that generally Tandy buys exclusive rights. In contrast, companies like Adventure International and Instant Software will market one another's programs non-exclusively. This Personal Software venture with Space Warp is the only time I've come across a Radio Shack non-exclusive rights situation. That's why I was especially curious about it.

Roach: I don't really know personally that much about either of those software packages or our arrangement with the people. But I don't consider it to be a major philosophical change.

80: While we're talking about marketing, I'm also very interested in what may be happening with your European market. When I was interviewing Mr. Kornfeld, he was comparing your movements in Europe and Australia to the Japanese, in that they are willing and able to take a loss for several years. What is the situation now? Is the European market up and going for you?

Roach: Well, it's relatively public knowledge, at least in the financial community, that we did lose substantial amounts of money in our overseas operations up until about 1978. Those operations are now profitable and, in general, on a very good growth pattern. We plan to aggressively expand in some of these overseas areas.

80: Any place in particular?

Roach: Well, of course, we already have in Australia and Canada similar penetrations of the market to what we have in the United States. Our most aggressive expansion at the present time, overseas, is in the U.K. and Belgium and in France.

80: I've seen what looks to me to be the three major uses of micros right now. One, of course, is in the home. Another is business, and the third seems to be education. I wondered if, on each of these points, you had any ideas or predictions on the sociological impact of microcomputers.

Roach: I think it's our position that we make the hardware and, to

some extent, the software available. What people use them for and what the ultimate impact of the machine will be is up to the users. Obviously, I think that without any question computers are going to be pervasive in everyone's lifestyle over the next decade and a half. That doesn't mean that everybody is going to recognize and appreciate that they're using the computer. Many of them (computers) might be very dedicated in purpose. But, none the less, it's inevitable that they're going to appear everywhere.

80: Well, speaking in terms of home applications, I know that Tandy's involved in Knoxville with an experiment to put the Color Computer into homes to be used, first of all, for banking. Have you had any feedback on that yet?

Roach: Well, I look at all of these things as being additional utility. Probably the very first computers that anybody attempted to use in the home were for hobby, or maybe you call it hobby recreation. I think now we're progressing to the point where they're not only recreational, but educational. The Knoxville banking is not an experiment: It's the real thing. This and our Videotext efforts in general lend another bit of utility to the home terminal. If the various software and hardware enhancements are made and the utility continues to increase with each enhancement, at some point you'll have the right services at the price people are willing to pay to use it.

Now, I don't think it's going to be, at least in the short term, that suddenly just *everybody* has to have a computer. But, there are a few more people that thought they had to have a computer this year than thought they had to have one last year. And with the building awareness, with the increase of utility—utility with respect to price—this is going to continue.

80: How does Tandy expect to influence the market in education?

Roach: I think that in education computers have a place as an alternative, or, not really an alternative, an additional tool that can be used to help the teacher train students—independent of age.

But, probably, as far as the computer industry itself is concerned, the biggest thing that's going to happen, by the mass introduction of computers into the schools and into the homes, is that we're going to have a lot more young people who select computer science and programming as an occupation. And we will, I think, see some of the pressure for more and better software relieved by some really great programming by people fresh out of high school, fresh out of college. Because, really, young minds normally work best anyway.

80: I'm also interested, knowing that Tandy/Radio Shack has recently developed an education division, how they are going about meeting the software demands of the education market. Let me preface that a little bit. There was a conference at Harvard on education recently. It seems that a lot of the teaching profession is leery of too much drill-and-practice, and feel that there are more applications that can be applied. However, the software is not coming through the marketplace that does these things.

Roach: I don't claim to be an expert on computers in education. I do know that we're developing, or people are developing, a number of educational software packages that deal not only with drill and practice, but the teaching of programming and mechanically helping teachers with their grading and statistics. There is, I guess they call it the course writer type program, which lets teachers place their own material in the machine easily.

I'm not saying we're doing all the right things. I'm saying we're do-

KING OF THE HILL!

We've taken artistic license with our illustration in order to make a point: MYCHESS is the most powerful microcomputer chess program on the market, bar none.

Proof? All you want and then some. For example, MYCHESS was the winner of the "Fifth West Coast Computer Fair". At the "Third World Computer Chess Championship" in Linz, Austria, it was the highest finishing micro... in addition to winning the special Blitz Tournament (5 to 1) against six top players. Add to this its USCF rating of 1565, and you know you're dealing with the King of the Hill.

You'll find MYCHESS is the perfect companion or opponent whether you're an advanced player, or starting your first game. For it lets you set the difficulty of the game from level 1 to 9. And, you can change levels of play as you go ... or even change sides. Want to set time limits for moves? MYCHESS can do it. Want to save a game for later? MYCHESS will store up to 6 games. And, for added interest, it will even predict the upcoming line of play.

If you're a player, you'll appreciate the MYCHESS challenge. If you're a beginner, you'll enjoy learning from a master. Either way, when it comes to superior chess, make your move ... to MYCHESS. Available for the TRS-80* with 32K, for \$34.95 including disk, documentation and backing by Programma International. Apple** version coming soon.

Can you beat

MYCHESS



PROGRAMMA

3400 Wilshire Blvd.
Los Angeles, Ca 90010 (213) 384-0579

*TRS-80, a Tandy Corp. trademark. • Microchess, a Personal Software, Inc. trademark. Sargon, a Hayden Book Co., Inc. trademark. **Apple, an Apple Computer, Inc. trademark.

ing a number of things; that we can't possibly hope to do everything, and I'm sure professional educators and independent software houses, and a lot of other people will develop software that will be important to making computers more useful in education.

80: I would also like to know what you feel the effect of electronic mail will be on the nation.

Roach: That's a hard question. Certainly, there are a lot of communications which could be handled, maybe, just as efficiently via telecommunications or electronic mail. And certainly, as people have a home terminal, the facility is going to be there for this to happen, but how quickly it's going to happen is a little bit hard for me to visualize.

80: What about electronic news?

Roach: Electronic news. Of course, with our bargaining arrangement with CompuServe we are providing, and plan to provide substantially more over the next 12 months, electronic information including news. I think it remains to be seen how important a medium it becomes. I believe that just like you get your news today from the radio and the television, and magazines and newspapers, etc., that as time goes along, one more place you'll get instant information—say an instant update of those stories you're interested in—will be through your home terminal.

80: The FCC recently gave Tandy a reprieve on the radio frequency regulations for Model I interface. Our readers, I'm sure, would like to know what Radio Shack might do to continue to protect their Model I.

Roach: Well, we have additional software in development for the Model I. We plan to continue to sell the peripherals, including the expansion interface for the Model I. I think it will be treated very much like any other product; as long as there's a demand for support for the Model I, they can expect it to be there. Also, like any other product, the maintenance and repair service will be available for literally years.

80: *Fortune* reported recently, and I'm quoting, "U.S.-made computer chips were judged in one test this year to be three times as likely to fail as Japanese chips." Basically, it was an article about quality control of American-made goods vs. Asian goods. I was wondering how Radio Shack falls in this category. Are your chips Japanese or are they American?

Roach: We have those American or domestically produced chips and we also use foreign produced chips that are Japanese. I think (the survey) is referring to fallout, what's called infant mortality (those chips that fall out within the first 24 to 48 hours). Burn-in procedures and testing procedures in the manufacturing process are designed to find those chips independent of who buys the manufacturing.

I don't think there's any question but what the Japanese very aggressively have pursued a quality image in general. Not only in the manufacture of semiconductor chips but in many of the other products that they're manufacturing. And I think it has had a positive effect, particularly on the U.S. semiconductor industry, which I believe is taking steps to make their quality equal to, or better than, their Japanese counterparts.

80: Within this question, there's the question of where Tandy stands in relation to the Asian market. I went over this with Mr. Korn-

feld, but it would be good to get a perspective on it from you as well.

Roach: We are selling some computers in Asia. We will continue to sell there. Whether we will ever be number one, you might say, is probably not too likely, because in business, like everything else, the Japanese are very nationalistic.

80: What about the effect of the Asian products on our market?

Roach: I think it's generally conceded that Asian products will become increasingly more important. The only thing that is really necessary for them to become more important is for them to bring some important things to the marketplace. I think in a few segments of the market they will do this relatively well. In other segments of the market they may never do it very well, or it may take a long time before they do it very well. We will see a continual increase in the amount of Japanese produced products available on the U.S. market.

80: Is Tandy the sort of company where people form close and life-long friendships? It seems to me to be interesting the way Lew Kornfeld, for instance, spoke very fondly of Mr. Tandy.

Roach: We're a company that has grown primarily from within. We very rarely bring in someone from the outside. Some of us have worked together 10, 15, 20—Lew's been here 30—or over 30 years. Mr. Tandy was a very brilliant, dynamic character and certainly would fall into the category of one of the most unforgettable people you'd ever want to meet... whether you worked for him or not. Certainly we were all very fond of Mr. Tandy.

80: About your own life outside of Tandy; I mean, there is life outside of Tandy, isn't there?

Roach: Well, what we do here is so much fun you don't have to go looking for a lot more. My life is very distinctly split into two parts. A very significant part of it is spent on our business and the other part is spent with my family. For instance, I don't play golf because I don't want to take that very little time I've got available away from the kids and my wife. When I'm home, I'm home, and when I'm at work I'm at work. ■

Continued from page 82

ing year. It was born in Boston. It became Texas-headquartered when Tandy Corp. acquired it in 1963... Then in '75 Tandy Corp. spun off to the stock holders (that is, got rid of to the share holders) all the other companies except the electronics companies. These were Radio Shack and a small company known as Allied Electronics, which was an industrial electronics company. We sold that in about 1977 or '78.

80: I think our readers would be interested in a retrospective look at the decision to go into computers.

Kornfeld: O.K. The plain simple truth of how we got into the business: First of all, it couldn't have happened if it hadn't been for a number of situations. In other words, it isn't just one juncture; it's the coincidence of a number of junctures.

First, we had to have been in manufacturing, understand the economics of manufacturing, and also have a lot of confidence in our ability to manufacture. Having started the modern Radio Shack manufacturing program, I never had any doubt that we had the capa-

bility. We started making the TRS-80 Model I about 1976. That's when the decision was actually made to put it into production.

We knew we had a very formidable marketing arm in terms of our stores. We knew we were very good at sourcing. We had just celebrated the twentieth anniversary of our import and export company in the Far East, actually in Tokyo, which I helped establish in 1955. So, we had Far East sourcing; we had domestic sourcing. We were self-manufacturing, at the time, probably 60 to 65 percent of our stuff in the U.S. and 30 to 40 percent overseas, mostly in the Orient.

Then, we had one person in particular, who was a buyer on the merchandising staff, and who was a computer hobbyist. Nobody egged him on to be more of a hobbyist. Nobody told him to stop messing up his office with all that junk. My office, for example, was only about 50 feet away from his (in our old Fort Worth offices). I used to look in, and I'd tell him, at first jokingly, "When I can play chess with that, and you don't have to hold the wires or explain why it's not working when it was just working, I'll put it into manufacturing." One day, in essence, that's what happened.

Very fortunately, we'd had a change in manufacturing personnel, and the fellow who is now president of Tandy Corp., John Roach, was my V.P. in charge of distribution. John was there, I liked him, he understood computers because he had run the corporate computer section (the data processing division). I appointed him head of manufacturing, and then we built a nucleus of a team.

The game was played basically by my rules. And I'm not a computer anything. But my rules were: No kit, we wanted to sell something that worked out of the box. No funny names, you know, like apples or oranges or lemons. As I put it, no racing stripes. We wanted it to look like a piece of business equipment. I wanted to start out by selling a complete system at a price. And I wanted—I insisted—that this system be expandable to whatever limit it had, which was well over my head. But that's exactly what we did.

Then we put the price on it. We spoke to a number of people. How much is it worth? I had suggestions maybe as high as \$1400. I had low side suggestions, as low as about \$900. And I said to myself, the hell with them. Because I'd been a pricer for 25 years or more at that time, I said to myself, I'm going to price it low enough so that if it fails to sell at a desirable rate, we will never look at each other and say, "What if we had sold it for less?" I didn't want that to be an excuse. So, it was priced practically, like most of our equipment. Then it was pushed out to stand on its own. In retrospect, we probably could have gotten another couple hundred dollars for it.

I priced the entire system, the 12-inch monitor, the CPU keyboard, the power supply, the cassette recorder and manual all for 599 bucks. . . . The fact is, at the time, the 599 was a very satisfactory number. We ultimately cut it to 499. This was after about two full years of selling. By then we had the scale of economy on our side.

As it turned out, I didn't really have any idea just how much back-up and support a computer—seriously marketed—actually needs. But I remember telling Mr. Tandy, who was our late chairman and founder of the modern company, that if I could compare it to a 747 airplane, we were going to need some big airports and some long landing strips.

80: One thing I often hear is, "Yeah, Radio Shack sells a good computer, but their stereo equipment is lousy!"

Kornfeld: It's absolutely, totally, catastrophically false. Just for example, we are reputed by others to be the country's largest, in terms of unit sales, seller of headphones and speakers. We've been selling

our own brand of Realistic speakers for 25 years. I don't know how many millions of them have actually been sold. You just can't do it for 25 years. You might get away with it for three or four, but you can't continue on.

80: People have been making comments to me. They have to do with the future of Tandy and predictions that the company has a bad turn ahead.

Kornfeld: A bad turn ahead! God damn, where do you reporters get all that crazy news? What are you reading?

80: I've heard this around the show today. People are saying that they think you are going to have trouble because the Japanese imports will flood the market.

Kornfeld: I'll answer you—if you'll tell me that you're not quoting from the majority feeling. You just picked it up.

80: I admit it.

Kornfeld: Listen, I used to be a reporter myself.

80: You're a gossip monger, then you go back to the source to try to find out if it's true.

Kornfeld: And you hope it is, because then the story will be a little bit more juicy.

80: But it's always good to hear how somebody can respond to something like that.

Kornfeld: I'll respond. Ask me a question.

80: How do you think the Japanese imports are going to affect Tandy? Do you think the Asian-Japanese imports will be a bad thing for you?

Kornfeld: Well, Tandy is in a very interesting position, as is pretty well known. We bring upwards of half a billion dollars merchandising cost over from the Orient. So, we are partly Asian, if you want to look at it that way. We have hundreds—not hundreds, thousands—of Asian employees.

We have the ability, because of our dual citizenship, so to speak, to move with the tide in commerce. If, in fact, things in Asia shape up following the lines of audio, radio and tape recorders (to name three principal areas where the trend shifted away from this country and Europe and into Asia), we're there already. We will sense it. We will know if we have to shift, which I sincerely hope we won't have to do. God damn it, I'm a chauvinist first—in the sense that I don't like to see this tremendous (domestic) drain.

I feel that of all the manufacturers of computer electronics in the field, we're the most flexible and most ready to move with any change in the pattern of the country of origin. There are already some strong computer products coming from Asia. Printers, for example. Do you know why? Quality for the price. And it ought to be here (in the U.S.)—it was here. I'm not going to get on a soapbox, but it's true. The Japanese computer companies are a can-do group. If they decide they can and want to do it, then, they will do it.


80: How and why was John Roach chosen as your successor?

Kornfeld: He just happened to be my personal choice, but that didn't mean he had to be *the* choice. Why is Ronald Reagan president? Because he has the majority.

You can't just walk out on anything, you know. Naturally, I wanted to be as sure as I could be that there was somebody prepared to take

for the TRS-80 from Micro-Mega

The Original GREEN-SCREEN



The eye-pleasing Green-Screen fits over the front of your TRS-80 Video Display and gives you improved contrast with reduced glare. You get bright luminous green characters and graphics like those featured by more expensive CRT units.

Don't confuse the Original Green-Screen with a piece of thin film stuck to the face of your video tube, such as that advertised by others. The Original Green-Screen is mounted in a full frame perfectly matched to the color and texture of the TRS-80 Video Display. It is attached with adhesive strips which do not mar your unit in any way.

The full frame design of the Original Green-Screen "squares off" the face of your video display and greatly improves the overall appearance of your system.

THE GREEN-SCREEN.....\$13.95
Add \$1.00 for postage and handling.

Terms: Check or money order, no CODs or credit cards, please. Add amount shown for postage and handling to price of the item. All items shipped within 48 hours by first class or priority mail. Virginia residents, add 4% sales tax.

✓29

Micro-Mega • P.O. Box 6265 • Arlington, Va 22206

over. John had the widest range of training: the corporate computer division, distribution, merchandising, manufacturing. His corporate computer experience indicates he's pretty good at numbers. His distribution experience is critical and also the manufacturing. There he was, the right experience at the right moment.

80: What are your retirement plans?

Kornfeld: First of all, I write all kinds of stuff and I intend to keep on with it. Second of all, I'm a photographer. Thirdly, I travel and my wife likes to travel. Fourthly, I like to play musical instruments. I play the piano and the recorder, the alto recorder. And I bought a flute. I haven't taken a lesson or opened it up. I don't even know how to put it together. But the day I retire, I'm going to take it out and say, "How do I assemble it?"

I obviously like reading, and to tell you the truth, for the last several years, I haven't been able to seriously read anything. I read spy books, science fiction books—anything I can read on an airplane in one pass over a country or over an ocean. But to get back to serious reading, that I want to do.

I'm a person, also, who likes to have projects, and I've got a project, which is to write a book on advertising. I think its got a number of publishers interested. I want to tell them, just facetiously: "Warn-maker once said that for every dollar he spent for advertising, he knew half of it was wasted, but he didn't know which half. I'm going to partly, hopefully, tell that." ■

BALCODE FOR SOFTWARE

FOR THE TRS-80 MODEL I

- BALCODE 80X** **SPACE INVADERS.** A favorite game with a new challenge. Specify disc system or cassette. Software \$19.95. With Amplifier-Speaker \$34.95.
- BALCODE 80A** **THE BALCODE SYSTEM.** Permits higher order programming using instructions similar to IBM 370 BAL. Includes the finest text editor, floating point macro assembler, and DISC I/O. With Manual. Sample programs DEMO, RAMTST, PIC and SROOT. PLUS Macro Library for PASCAL structures and monthly Newsletter. \$79.00.
- BALCODE 80C** **WORDPROCESSOR.** The ultimate using imbedded format statements. DISC I/O. Hidden line numbers. Automatic capitals at head of sentences. Headers, Footers, Tabs, Paging, Multiple Copies, and any printer commands. Allows full capability of any printer. Reformatter for CRT display. \$79.00 (COMPLETE WITH AUTOMATIC ERROR DETECTION.)
- BALCODE 80D** **WORDPROCESSOR.** Maximum Simplicity. Quick and easy to use. DISC I/O. Hidden line numbers. Reformatter for CRT display. Printing can be identical to CRT display. Left and Right Margins. Tabs and Any Spacing. Complete \$34.95.

CASSETTE I/O Also Included for All of Above.

INCLUDE \$3.00 FOR FLOPPY DISC AND MAILING.
CHECK, MO, VISA, OR MASTERCARGE.

ALL BALCODE AND Z-80 ASSEMBLY LANGUAGE
SOURCE CODE CAN ALSO BE PURCHASED AT
NEGOTIATED PRICES.

WRITE FOR INFORMATION TO:

BALCODE SOFTWARE, INC.
421 HUDSON ST., SUITE 302
NEW YORK, N.Y. 10014
(212) 924-2401 EVES.

FOR
TRS-80*

EVEREST EXPLORER



by William Godwin & Don Knowlton

Towering above the clouds, the summit of Mount Everest is a forbidding spot. Only a handful of daring adventurers have made it to this five-mile-high pinnacle where the air is too thin to breathe, violent storms erupt with little warning, and danger lurks at every footfall.

Everest Explorer lets you challenge the world's highest mountain without ever leaving home. This remarkable simulation goes beyond most adventures, pitting you against challenges more terrifying than dragons and dungeons: the *real-to-life* horrors of one of man's most dangerous endeavors. It's an adventure so real that you may want to don a parka and climbing boots while playing.

Assigned an expedition budget, you must select the manpower, food, fuel, shelter and oxygen supplies you will need to support your quest. Now the adventure begins as you conquer the elements and terrain, establishing ever higher encampments.


Weather, route, season, camp placement, climbers' condition and morale all play key roles in the final question: Will you reach Everest's 29,028 foot summit alive?

Available for TRS-80* Level II, 16K for \$14.95 on tape. 32K disk version, including "save game" feature and other enhancements, \$20.95.



³⁴
Acorn
Software Products, Inc.

634 North Carolina Avenue, S.E., Washington, D.C. 20003



DUEL -N- DROIDS


by Leo Christopherson

Your 'droid has already learned NIM, so now it's time to teach it how to wield a laser sword! Leo Christopherson, author "Android NIM," "Dancing Demon" and other animations, has developed a new type of animation and high-quality sound in his latest work.

Your 'droid starts out as a lowly clown. You teach it how to use a laser sword by controlling its movements—advance, attack, even retreat if necessary. After training it to be a "Grand Master," you enter the tournament against the program's skilled 'droid. Revel in the fanfares of the victorious—or hear the funeral dirges of the defeated! Entertainment for all ages.

Requires 16K. Available for \$14.95 for tape version, \$20.95 on disk.

INVADERS FROM SPACE



by Carl Miller

A fast machine language approach to this classic (and addictive) space game. As you play, the aliens drop bombs, move from side to side, and try to overrun your bases. Hold them off—and score—by shooting them down. But, just as you think you've got it all under control, the action speeds up.

Choose the game speed, enemy bomb frequency and accuracy, shots on screen and the number of your bases. Move your base and simultaneously fire at the invaders—you cannot do this in most similar games. Full sound effects add even more excitement to the incredible speed and action of INVADERS FROM SPACE. Fun for all ages and skill levels.

Available for TRS-80* 16K Level II for only \$14.95 on tape or \$20.95 on disk.

* TRS-80 is a trademark of Tandy Corp.

These and other popular Acorn programs are available now at fine computer stores. Ask for them.

DEALER INQUIRIES INVITED

Computer

1: Device designed to execute a sequence of mathematical operations.

*Education
for the
Home*



Beginner's Russian

This package consists of three programs that graphically display the Cyrillic alphabet. The programs are arranged so that you progress from one to the next—building your knowledge as you progress. It includes instructions on proper pronunciation of the letters and even an introduction to simple Russian words.
Order No. 0136R \$9.95

Everyday Russian

Everyday Russian will acquaint you with the Russian words relating to: foods, places to eat, everyday signs, and the names of common stores. You will also learn the order of the Cyrillic alphabet. Each of the three divisions of this package will teach you the words and then quiz you on comprehension. You can even practice typing in Russian, using your TRS-80 keyboard as a "Cyrillic typewriter."
Order No. 0137R \$9.95

The Russian Disk

Now you can have *both* the Beginner's Russian and Everyday Russian packages on floppy disk! Requires an Expansion Interface with 16K and one disk drive.
Order No. 0212RD \$24.95

Teacher

This program allows you to input any number of questions and answers. The computer will prepare tests, give quizzes, provide up to three hints per question and even give (optional) graphic rewards for correct answers. Perfect for parents, teachers, or anyone faced with learning a lot of data in a short time.
Order No. 0065R \$9.95

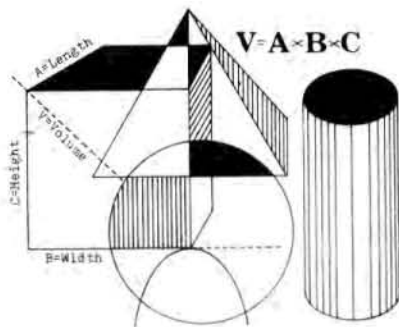
Wordwatch

Four programs for budding lexicographers, etymologists, or anyone else who uses words. In WORD RACE, you must choose the proper definitions. Find the misspelled word in HIDE N SPELL. Take a pre-recorded quiz in SPELLING BEE, in which the words are played aloud! Meet variations on proper spelling in SPELLING TUTOR.
Order No. 0111R \$7.95



IQ Test

Are you smart enough to buy this package? IQ Test will administer and score an intelligence test in 30 minutes flat! There are three equivalent tests, each consisting of 35 questions, designed to test your general knowledge and problem solving abilities. Most of us claim a "touch of genius"—here's your chance to prove it!
Order No. 0157R \$9.95



Archimedes' Apprentice

A tutorial software package that will teach you the formulas used to find the volume of *any* solid object. It covers parallelepipeds (cubes and rectangular solids), prisms, pyramids, cylinders, cones and spheres. It can even quiz you on how well you learned the lesson.
Order No. 0092R \$9.95

Video Speed-Reading Trainer

You can increase your reading speed and comprehension. How? By practicing, that's how! This three-part program will flash characters or words on the screen, then you must echo what you saw. You can begin at a relatively slow rate, because the computer will advance your speed automatically as your speed and comprehension increase. It will train you with numbers, letters, words and phrases.
Order No. 0100R \$9.95

Typing Teacher

A complete seven-part package that guides you from familiarization with the keyboard, through typing words (and phrases), to mastery of touch typing. Your video monitor becomes a bottomless page for typing practice!
Order No. 0099R \$9.95

All packages listed are for the TRS-80 Model I Level II; they require 16K of memory and are cassette-based unless otherwise indicated.

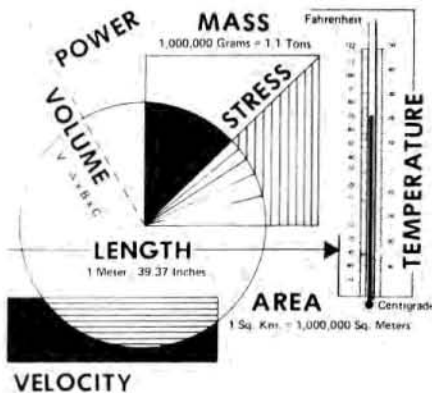
Instant Software™

PETERBOROUGH, N.H. 03458
603-924-7296

Education

1: The action or process of training and developing knowledge.

Education for the School



Omni-Calculator

This package is a brilliant solution to the problems involving the complex world of different units of measurement. It provides a rapid means of conversion from one unit of measurement to another in any of 10 categories: length, volume, mass, velocity, area, density, power, energy, pressure/stress, and temperature.

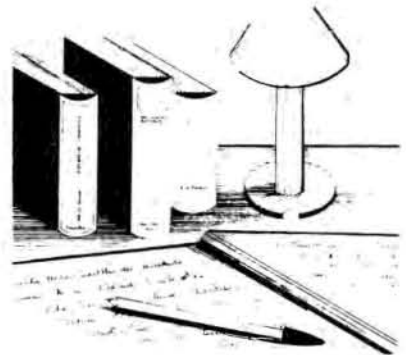
The Omni-Calculator is an invaluable package for scientists, electricians, teachers, doctors, surveyors, builders, plumbers, civil engineers, and pharmacists.

Order No. 0211RD \$19.95

The Elements

This program can be used to introduce students to the periodic table of the elements or for review by students or adults who want to refresh their memory in chemistry. It includes each of the elements' name, atomic number, weight, and symbol, its acid base and normal physical state. Enrich your knowledge of science with the PERIODIC TABLE OF THE ELEMENTS package.

Order No. 0216R \$9.95



Teacher's Aide

Now you can have the benefits of Computer Assisted Instruction (CAI) in your own home. The Teacher's Aide program will let you create a teaching system for any conceivable subject. The program allows you to create a question and answer lesson (you can input up to 8000 characters per lesson). You can then save this lesson on the disk and create an entire sequence of lessons.

Your lessons can be tailor-made for you or your students. The options available are: (1) review the material prior to taking the lesson, (2) provide hints to help answer questions, and (3) offer a graphic display as a reward for correctly answering all the questions. The Teacher's Aide program will even allow for spelling errors!

The Teacher's Aide package is perfect for parents, teachers, and students who need the unlimited patience and undivided attention only a computer can provide. Reading, writing, and arithmetic will never be the same—now that you have the Teacher's Aide package from Instant Software.

This package requires the following minimum system:

1. A TRS-80 Level II with 16K RAM.
2. An Expansion Interface with 16K RAM.
3. One disk drive.
4. Any compatible Disk Operating System.

Order No. 0214RD (disk-based) \$39.95



Geography Explorer: U.S.A.

Travel the country and learn vital facts about each of our 50 states. This package offers the most fascinating way of learning yet. Learn each state's name, capital, largest city, nickname, etc. . . . And as a bonus, this package offers the capability of a light pen.

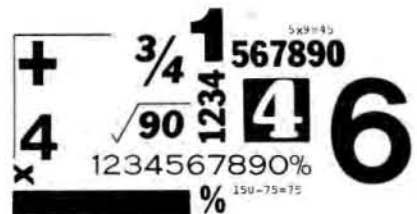
Order No. 0071RD \$49.95

All packages listed are for the TRS-80 Model I Level II; they require 16K of memory and are cassette-based unless otherwise indicated.

SEE YOUR LOCAL INSTANT SOFTWARE DEALER OR **Just Call Toll-Free 1-800-258-5473**

Instant Software™

PETERBOROUGH, N.H. 03458 603-924-7296



Math Master

Math Master is an educational package designed to help you understand the math concepts of addition/subtraction/multiplication and division, through repetitive problem solving. This package also aids in fraction problem solving, and would be an asset to your program library.

Order No. 0257R \$9.95

The end of the beginning—some afterthoughts on style.

Into the 80's

Ian R. Sinclair
89 Alexandra Rd.
Sible Hedingham
Halstead, Essex, England C093NP

Seven months from the start of this series, you've lost your beginner's status. It's time to look at a few items which had to be left aside earlier, and the first of these is program planning.

Many BASIC programs grow untidily and haphazardly from an idea or from another program. We've all done this, looked at someone else's program and thought, "Hey—I could really make something out of this." After a lot of work you can have a program that pleases you, but it's what I call a Stein program—Frank N. Stein—made from bits and pieces, and full of GOTOs.

When you start programming, you're glad to write a program that works, and you don't really care too much about how it was planned and what it looks like. You should now start to care about these points, not least because there is a considerable saving in time that can be made.

I don't have much time to spend in front of the computer. Most of my program work has to be done in other places, at lunch breaks, where and when I have odd moments. Because computer time is precious, I don't want to spend it sorting out syntax errors, NEXT without FOR, and other needless errors. This is particularly important on the Level II TRS-80 because every time you edit you lose any variable values which are in the program, so the whole program must be run again from the start. It makes sense, therefore, to have all syntax errors sorted out before you enter a program.

Why syntax in particular? When the TRS-80 detects a syntax error, which might be very trivial, it hangs up the run, displays the SN error message, and then enters edit mode automatically, with the offending line number displayed and waiting for you to edit. If you make any attempt to edit, even L for LIST, you reset all your variables. On some programs this wouldn't matter, but if your program involved reading in data from tape or entering a number of items from the keyboard, you won't want to lose it if there's any way of avoiding it. Make a note of the line number and then press the RESET button; this takes you out of the EDIT mode without losing the variables.

You can now type GOTO (next line) and processing will take up from there, unless there is a NEXT whose FOR was in the previous line. If the line you lost had an important command in it, substitute with a direct command. For example, if the line read 510 PRRINT "VALUE IS";V: N = V12 + 2*C - 6*L, and it hung up because of the double R in PRINT (when will you do something about that key bounce?), press RESET, type N = V12 + 2*C - 6*L ENTER, and then type GOTO 520, assuming that the next line is 520, and ENTER again. Your program should then continue. Practically all the commands of the TRS-80 can be used either from the keyboard directly or within a program with the same effect.

You can spend a lot of time at the keyboard sorting out flaws which never should have got that far. Program planning should make your keyboard hours more productive. All programs are wanted yesterday!

A program should start with an outline plan of what you want it to do. If it's a game program, you need to consider what the strategy of the game is to be, and write

down the rules. This is the hardest part of any game program, and it's why there are several thousand versions of "Hangman." If you start with simple, established rules, you've saved yourself months of effort. You can't start programming until you know what you need to program.

Once you have a clear idea of what the program is supposed to do, write it down. It's only too easy to make a lot of alterations to a program which will leave you at the next session wondering what it was you wanted to do, and why you did it.

Lots of professional programmers use flowcharts, and flow-charting is urged on every trainee programmer. I dislike flowcharts. They complicate rather than simplify for me, causing too much visual clutter. You can find plenty of reading matter about flowcharts elsewhere—I'm going to describe how to work without them. To be fair, flowcharts can be very useful when you are working in other programming languages. I feel that they aren't really appropriate to BASIC.

I start by writing down what I expect the program to do—at what stages I need to put in information and at what stages I expect to see information on the screen (or the printer). This is my equivalent of flowcharting, but in words rather than in pictures.

Once I'm sure what I want the program to do, I sit down with stacks of paper. As I use a sheet, I title it and give it a page number. Next, I design any menu stages. I also note what is going to happen when each choice is made.

Construction

The next step is program construction! I usually go for a very short 10–20 line numbers) main program, with the choices are ar-

"POKE graphics need practice, but they run a lot faster than SET or CHR\$() routines, and they are very useful when animations are needed."

ranged as subroutines, so that I can alter them as much as I want to later. Listing 1 shows an example of this—each part which might need changing is a subroutine, and the main program consists of only five lines. All the INKEY\$ steps, YES/NO decisions, and so on are left as subroutines, since they can be standard subroutines which are used in several programs. I keep a tape of all my subroutines and run that in as a starter for any program I am entering.

If the title is short, the method of underlining I've shown in Listing 1 is quicker than using STRING\$. If the complete program is long, it's a good idea to delete the instruction lines if instructions are not needed. This can be done immediately after the decision step by using the fact that a NO answer returns M=2. A line such as 100 IF M=2 then DELETE 8000-8100 will delete instruction lines in 8000 through 8100.

This leaves you free to design your instructions after the program is running as you want it. Any alterations you make then in the instructions won't affect the main program. If you made the instruction lines as lines 20 through 120, adding more instructions would have to be done carefully. In addition, it's difficult to follow what the program does when it gets cluttered with extra lines.

The rest of the program is designed in the same way, with a menu display followed by the INKEY\$ routine letting you choose an item. This subroutine would normally include any error-trapping you needed. Line 40 is the menu subroutine cross-roads. Line 50 is needed because after any of these subroutines has been used, the program will return at line 50. We have to offer the choice of a return to menu or ending the program.

Not every program can be put into this form; there are programs which need no menu choices, and which use very few subroutines.

Once the main program has been written you can start designing the subroutines. Each of these should be treated just like a main program.

Watch Your Variables

Each time you make use of a variable, N, A\$ or whatever it is, write down what you use it for and in what lines it's used. For example, it's easy to get into the habit of using N in FOR...NEXT loops. If you use N for anything else within a loop, you will wreck the loop. If you start a loop as: 2400 FOR N = 1 to 200: INPUT N\$(N) and then follow it up with something like: 2420 PRINTCHR\$(23) L\$(N): FOR N=1TO1500: NEXT and then several lines later you have 2450 NEXT, don't be surprised if odd things happen.

At 2400, N will take the value 1 and you in-

```
10 CLS:PRINT@154,CHR$(23)"TITLE":PRINTTAB(13)"====":FOR N=1TO1500:NEXT:GOSUB200:REM 200 IS SUBROUTINE WHICH ASKS IS INSTRUCTIONS ARE NEEDED
20 CLS:PRINTTAB(35)"MENU":PRINT:PRINTTAB(2)"1. ENTER NEW DATA":PRINTTAB(2)"2. REPLAY DATA CASSETTE":PRINTTAB(2)"3. PROCESS DATA":PRINTTAB(2)"4. RECORD DATA":PRINTTAB(2)"5. END PROGRAM"
30 GOSUB 500:REM INKEY$ ROUTINE TO FIND CHOICE
40 ON K GOSUB 1000,2000,3000,4000,5000
50 PRINT "DO YOU WANT TO RETURN TO THE MENU?":GOSUB 600:IF M=1 THEN 20 ELSE 5000:REM YES/NO ROUTINE IS AT 600
5000 END
```

Program Listing 1

```
10 FOR N= 17129 TO 17139:PRINT PEEK(N):NEXT
```

Program Listing 2

```
10 FOR N=17129 TO 17179:PRINT PEEK(N);" ";:NEXT
```

Program Listing 3

put the first string. At 2420, this string is printed, and a delay loop is used to keep the large letters on the screen for a time. The trouble is that the delay loop also uses N, so that at the end of the delay loop, N will be set to 1501. At line 2450, the NEXT command will find that N is 1501, much greater than the jump-out-of-loop value which was set in line 2400, so the loop stops. You could spend a lot of time wondering why only one value ever got itself input and displayed, especially if you save memory by writing long lines with the variables buried deep inside.

The rest of the program is designed in the same way, with a menu display followed by the INKEY\$ routine letting you choose an item. This subroutine would normally include any error-trapping you needed. Line 40 is the menu subroutine cross-roads. Line 50 is needed because after any of these subroutines has been used, the program will return at line 50. We have to offer the choice of a return to menu or ending the program.

Not every program can be put into this form; there are programs which need no menu choices, and which use very few subroutines.

Once the main program has been written you can start designing the subroutines. Each of these should be treated just like a main program.

Watch Your Variables

Each time you make use of a variable, N, A\$ or whatever it is, write down what you use it for and in what lines it's used. For ex-

ample, it's easy to get into the habit of using N in FOR...NEXT loops. If you use N for anything else within a loop, you will wreck the loop. If you start a loop as: 2400 FOR N = 1 to 200: INPUT N\$(N) and then follow it up with something like 2420 PRINTCHR\$(23) L\$(N): FOR N=1TO1500: NEXT and then several lines later you have 2450 NEXT, don't be surprised if odd things happen.

At 2400, N will take the value 1 and you input the first string. At 2420, this string is printed, and a delay loop is used to keep the large letters on the screen for a time. The trouble is that the delay loop also uses N, so that at the end of the delay loop, N will be set to 1501. At line 2450, the NEXT command will find that N is 1501, much greater than the jump-out-of-loop value which was set in line 2400, so the loop stops. You could spend a lot of time wondering why only one value ever got itself input and displayed, especially if you save memory by writing long lines with the variables buried deep inside.

Also note how each subroutine uses variables from the main program or from other subroutines, and what it does with them. For example, if you have a set of strings stored as array L\$(N), and these are used by a subroutine and changed in the subroutine, make a note of this. If you need to use the unchanged value in another subroutine, you will have to use a different variable name for the changed value.

After using this method of constructing programs for some time, you'll have a good stock of useful subroutines. Some of these (neat printing routines, tabulated displays,

“... they make any machine language program look highly exotic until you get accustomed to them.”

record and replay of packed data, etc.) are likely to be used in every program you write. Keep them together on a cassette, with a note of what they do and what line numbers are used. Make sure you also note what variables each subroutine uses, what variables have to be passed to it and what variables it passes back.

If you write programs which use many subroutines, then you can update and improve it easily. Got a tape replay subroutine which is too slow? Some day you'll come

across a faster one, and you'll be able to rewrite it in subroutine form and use it to replace the old one. Even if these new routines need more lines, the subroutine methods allow you to leave plenty space so there's no need to try to shoe-horn a new routine in between lines 40 and 50, for example.

PEEK and POKE

Everything that goes on inside the TRS-80 involves the use of machine code.

Each command used in BASIC calls up a machine code subroutine which in turn calls other subroutines which do the work. The BASIC used by the TRS-80 is *interpreted* BASIC, which means that when you RUN, each command calls up the machine code subroutines one by one as the program progresses. This is a lengthy and clumsy way of using BASIC, and mainframe machines use a program called a compiler, which converts all the BASIC commands of a program into one large machine code program, rather than operating piece by piece. Compiled BASIC runs a lot faster, but it's not easy to edit and chop around, which is why it's not used much in microcomputers.

A good machine language program runs a lot faster and takes up much less memory space than the equivalent BASIC program, which is why so many long programs are written in machine code. I want to show you how you can make use of machine language programs.


A machine language program consists entirely of numbers between 0 and 255. A lot of books and articles show these numbers in the hexadecimal scale, which is based on sixteen, as compared to the normal scale based on ten. Hexadecimal numbers use letters A through F to represent the decimal numbers 10 through 15, and they make any machine language program look highly exotic until you get accustomed to them.

The use of hexadecimal codes is a hang-over from early microprocessor units, and the TRS-80 displays every number in ordinary decimal form. It therefore seems pointless to keep converting numbers into hexadecimal and back again just to represent machine code programs, which the computer converts into binary code anyway. A lot of information in the TRS-80 codes comes in a mixture of hex and decimal. Conversions always cause mistakes, so I work entirely in decimal unless I am writing new machine code programs, and I'll use the decimal codings exclusively in this article.

The Program Line

The PEEK command lets you find code stored at any memory location inside the computer. Using PEEK does not alter any of the codes, so you can PEEK to your heart's content. One very instructive PEEK is at a program instruction line, and Program Listing 2 lets you do just that. The number 17129 is the address number of the first byte of free memory into which BASIC programs are entered. When you PEEK there, you are looking at the first code of any program that has been entered. No matter what number you give to the first line of your program, the first code is always stored at 17129. Our program lets you look at the first ten code numbers.

SIRIUS 8000 and 80 + HIGH PERFORMANCE, LOW COST FLOPPY ADD-ONS!



The SIRIUS SYSTEMS 8000 and 80 + Series of Floppy Disk Add-Ons are designed to provide unmatched versatility and performance for your TRS-80™ Mod I and Mod II.

80 + FOR YOUR MOD I

- COMMON CHARACTERISTICS include
- SINGLE/DOUBLE Density Operation
- 90 Days P&L WARRANTY
- Min. amt.
- Exceptional Speed Stability
- 5ms track-to-track access time (25ms for the 80 + 5)
- Switch Selectable Drive Address

SIRIUS 80 + 5, NEWDOS/80, and Two Drive Cable.....	\$429.95
SIRIUS 80 + 3, NEWDOS/80, and Two Drive Cable.....	624.95
SIRIUS 80 + 4, NEWDOS/80, and Two Drive Cable.....	749.95
TWO SIRIUS 80 + 5's, (SPECIAL INTRODUCTORY PRICE!!)	2 for \$599.95
TWO SIRIUS 80 + 3's, NEWDOS/80, and Two Drive Cable	999.95
TWO SIRIUS 80 + 4's, NEWDOS/80, and Two Drive Cable	1349.95

The SIRIUS 80 + 5 is a SINGLE SIDED, 40 TRACK Disk Drive with 102K/204K Bytes Single/Double Density Operation. SPECIAL INTRODUCTORY PRICE!!

SIRIUS 80 + 5..... \$299.95
SIRIUS 80 + 5A..... \$14.95 (with Floppy-Disk Option)
SIRIUS 80 + 1—a SINGLE SIDED, Fast 40 TRACK Disk Drive with 102/204K Bytes Single/Double Density Operation.
SIRIUS 80 + 1..... \$49.95
SIRIUS 80 + 2—a DOUBLE SIDED, 80 TRACK (40/40) Disk Drive. It appears to the TRS-80™ as TWO 40 TRACK drives yet COST LESS THAN HALF THE PRICE! This unit may require the SS Standard Cable. Formatted data storage is 204K/408K Bytes Single/Double Density.
SIRIUS 80 + 2..... \$29.95

SIRIUS 80 + 3—a SINGLE SIDED, 80 TRACK (96 tp) Disk Drive. Offering 2½ times the storage of a standard Radio Shack Drive (204K/408K Bytes Single/Double Density), the 80 + 3 reduces the need for diskettes tremendously!!

SIRIUS 80 + 3..... \$79.95
SIRIUS 80 + 4—a DOUBLE SIDED, 160 track (80/80/96 tp) Disk Drive. The ultimate in State-Of-The-Art 5¼" Floppy Disk Technology, the 80 + 4 is seen by the TRS-80™ as TWO single sided drives. Thus, in terms of capacity, one 80 + 4 is equivalent to 4½ standard Radio Shack drives at a savings of over 73%. (With a Double Density Converter, the available memory is huge—408K/916K Bytes Single/Double Density!!)
SIRIUS 80 + 4..... \$29.95

Note: The Expansion Interface limits drives to 12ms track-to-track
*TRS-80 of Tandy Corp.

ACCESSORIES

SS Standard 2 Drive Cable.....	\$29.95
5¼" Diskettes (Box of 10).....	29.95
NEWDOS80—Sophisticated Operating System for the TRS-80™ from Apparat.....	139.95

Save up to 10% with these SIRIUS Packages!

FOR YOUR MOD II—SIRIUS 8000 (NEW!!)

(All SIRIUS 8000 Series 8" Floppy Disk Drives Include Case and Power Supply.)	
SIRIUS 8000—SINGLE SIDED, 77 TRACK 8" Disk Drive.....	\$649.95
SIRIUS 8500—DOUBLE SIDED, 154 TRACK 8" Disk Drive.....	829.95
SIRIUS 8100—2 DRIVE, SINGLE SIDED Expansion System.....	999.95
SIRIUS 8150—2 DRIVE, DOUBLE SIDED Expansion System.....	1360.95
2 Drive, 50 Conductor Cable for MOD II.....	34.95

MPI & SIEMENS STATE-OF-THE-ART DISK DRIVES

SIEMENS FDD 100-5 (Single Head/40 Tracks) 5¼" 125K/250K Bytes SID Density.....	\$249.95
SIEMENS FDD 100-8 (Single Head/77 Tracks) 8" 400K/800K Bytes SID Density.....	\$389.95
MPI 51 (Single Head/40 tracks) 125K/250K Bytes Single/Double Density.....	\$259.95
MPI 52 (Dual Head/80 tracks (40/40)) 250K/500K Bytes Single/Double Density.....	\$349.95
MPI 91 (Single Head/80 tracks) 250K/500K Bytes Single/Double Density.....	\$399.95
MPI 92 (Dual Head/160 tracks (80/80)) 500K/1000K Bytes Single/Double Density.....	\$524.95
MPI & SIEMENS Tech. Manual \$12.95	

** Unformatted data storage

QUME® DataTrak 8 8" Disk Drive DOUBLE SIDED! DOUBLE DENSITY!

\$574.95

High performance Double Sided Disk 8" Disk Drive ■ Single or Double Density ■ Door Lock and Write Protect INCLUDED! ■ Negative DC Voltage not required ■ Low Power Operation

- FAST! 3ms track-to-track access
- Low friction and minimum wear
- Superior Head Load Dynamics

QUME DataTrak 8 \$574.95 (2/\$549.95)

QUME Technical Manual \$12.95

Connector Set #3 (AC, DC, & Card Edge) \$10.95

Connector Set #4 (A0 and DC) \$2.95

TFORTH!—what it has to offer YOU!

TFORTH is a procedural FORTH type language which specifies a process rather than a desired result. Designed to run on the TRS-80™, TFORTH is a very powerful tool by itself or used in conjunction with Assembly Programming. A rich set of WORDS come with TFORTH and many features considered as "extra" with other FORTH languages are standard with TFORTH. These features include:

- Advanced Math Package
- Line Editor
- Macro Assembler
- Re-Entrant Code
- Super Graphics Capabilities
- Sophisticated User Functions
- 140 Page User's Manual
- Virtual memory
- Interpreter
- Compiler
- Produces CMD Files
- Expandable
- And many, many other features

TFORTH from SIRIUS comes on diskette complete for the TRS-80™ with as little as 16K of memory and a single Disk Drive.

TFORTH \$129.95

TO ORDER CALL (615) 693-6583

Phone Orders Accepted 9AM-7PM (EST) Mon-Fri

We accept MC, VISA, AE, COD (requires Certified Check, Cashier's Check or Cash) and Checks (personal checks require 14 days to clear). SHIPPING AND HANDLING: \$7.00 per Floppy Disk Drive or 80+ Module ■ 5% for other items (any excess will be refunded) ■ Foreign Orders add 10% for Shipping & Handling. Payment in U.S. currency ■ Tennessee residents add 6% Sales Tax ■ VOLUME DISCOUNTS AVAILABLE

67

SIRIUS SYSTEMS
7528 Oak Ridge Highway
Knoxville, Tennessee 37921

"Avoiding short lines wherever possible. . . saves considerable amounts of memory, sometimes making the difference between being able to fit the program and getting the dreaded OM error signal."

For the moment, ignore the first two numbers in the series, and concentrate on the third and fourth, which are 10 and 0. These constitute the line number. Two codes are used because we can use line numbers up to 65529, which uses two bytes. The line number is stored in two parts: a lower part which comes first, and an upper part which comes second. The actual decimal number is determined by adding the lower part to 256 multiplied by the upper part—in this case, it's $10 + 256 \times 0$. Line 1000 would be 232,3, because $232 + 3 \times 256 = 1000$. Fig. 1 shows how to convert decimal numbers to numbers in TRS-80 coded form.

The first and second numbers are the address number of the *next* line, so that the TRS-80 can pick up its directions at the start of each line. The numbers in our example should be 9,67, because the next line should start at address number $9 + 67 \times 256 = 17161$. When you PEEK at a piece of completely unused memory, you will find that the codes are alternately 0 and 255, which are the numbers that are set into the memory by the power-on sequence. Some bytes (low in memory address number) are set to other values when the break key is pressed.

Whenever you type a line number, you use up five bytes of memory, consisting of a zero which is placed at the end of the previous line (to indicate that it has ended), the two bytes of the next line address, and the two bytes of the line number. Avoiding short lines wherever possible, even if it means using a lot of ELSE. . . IF statements, saves considerable amounts of memory, sometimes making the difference between being able to fit the program and getting the dreaded OM error signal.

Code number five on our list is 129. That's the TRS-80 code meaning FOR. You might expect this to be stored as three codes, the ASCII codes for F, O and R, but the TRS-80 uses memory-saving single codes for all its commands. Table 1 shows a list of the command codes.

After the FOR code, there's a blank (ASCII 32) because you typed in a blank between FOR and N (didn't you?). The computer does not need this space, and you can save memory by omitting all such spaces. There are only a few statements which can cause trouble if you do this to them—check the examples in the Manual.

N appears as the seventh item in our list, stored as its ASCII equivalent, 78. The eighth item is the code for =, which is 213. This is *not* the same as the ASCII code for =, because we're not using = as a character to be printed but as a command to be carried out. Since you left a gap between = and 17129, the ninth code number is 32.

The detective work begins to look inter-


esting, and we would like to look beyond the tenth code. Program Listing 2 was a rather wasteful printing method, and we'll get more information on to the screen by using Program Listing 3, which prints the codes in lines separated by commas. We can now see the whole program in its coded form.

We recognize the first nine codes from the previous examples. The numbers 17129 and 17179 are stored in ASCII form, needing five bytes each. This is a wasteful method: if

you use a number such as 17129 frequently in a program, you can save memory by declaring it as an integer variable. Use a command such as `A% = 17129`; the % sign means that the number is an integer, and can be stored in two bytes using the code method we have seen used for line numbers. Alternatively, by using `DEFINT A` at the start of the program, we could command `A=17129` and achieve the same

continued to page 98

IS YOUR TRS-80 SMARTER THAN YOU ARE?



Novice, Hobbyist, Educator, Student, Expert Sams Books can help you get all the performance and features out of the TRS-80 that were built into it. The more you know about the hardware, software, language, and programming involved with the TRS-80, the faster your computer will pay for itself.


THESE SAMS BOOKS WILL HELP YOU USE ALL THE TRS-80 FEATURES YOU PAID FOR

TRS-80 INTERFACING Books 1 & 2. By Jonathan A. Titus. Book 1 introduces the signals available within the TRS-80 and how to use them to control external devices. Book 2 explores more advanced interfacing techniques that will allow you to do real things that you didn't even know your TRS-80 could do. BOOK 1 No. 21633, \$8.95; BOOK 2 No. 21739, \$10.95; TWO-VOLUME SET—Books 1 & 2 No. 21765, \$18.50.

Mostly BASIC: Applications for your TRS-80. By Howard Berenban. No. 21788 \$11.95. Contains over 15 actual programs for home, entertainment, business, financial and educational use on the TRS-80.

Z-80 MICROCOMPUTER HANDBOOK. By William Barden, Jr. No. 21500 \$8.95. The more you know about the Z-80 microprocessor—the heart of the TRS-80—the more you can get out of your computer. Here is everything you should know about the hardware, software and microcomputers built around the Z-80.

Z-80 MICROPROCESSOR PROGRAMMING & INTERFACING Books 1 & 2. By Elizabeth A. Nichols, Joseph C. Nichols, and Peter R. Rony. Book 1 explores Z-80 software and machine language programming. Book 2 addresses interfacing digital circuits with the Z-80 CPU, PIP and CTC chips. BOOK 1 No. 21609 \$11.95; BOOK 2 No. 21610 \$14.95; TWO-VOLUME SET—Books 1 & 2 No. 21611 \$24.95.

Sams Books  366

Mail to: Howard W. Sams & Co., Inc., 4300 West 62nd Street, P.O. Box 7092, Indianapolis, IN 46206, (317) 298-5400

		Quantity
<input type="checkbox"/> TRS-80 Interfacing—Book 1	No. 21633	\$ 8.95
<input type="checkbox"/> TRS-80 Interfacing—Book 2	No. 21739	\$10.95
<input type="checkbox"/> TWO-VOLUME SET—TRS-80 Interfacing Books 1 & 2	No. 21765	\$18.50
<input type="checkbox"/> Mostly BASIC: Applications for your TRS-80	No. 21788	\$11.95
<input type="checkbox"/> Z-80 Microcomputer Handbook	No. 21500	\$ 8.95
<input type="checkbox"/> Z-80 Microprocessor Programming & Interfacing, Book 1	No. 21609	\$11.95
<input type="checkbox"/> Z-80 Microprocessor Programming & Interfacing, Book 2	No. 21610	\$14.95
<input type="checkbox"/> TWO-VOLUME SET—Z-80 Microprocessor Programming & Interfacing Books 1 & 2	No. 21611	\$24.95
		Amount of order \$ _____
		Add local sales tax where applicable \$ _____
		Shipping & handling costs \$ 2.00
		Total amount of order \$ _____
<input type="checkbox"/> Payment Enclosed <input type="checkbox"/> Check <input type="checkbox"/> Money Order		
<input type="checkbox"/> VISA <input type="checkbox"/> Mastercard Interbank No. _____	(minimum credit card purchase \$10)	
Account No. _____	Expiration Date _____	
Name (print) _____	Signature _____	
Address _____		
City _____	State _____	Zip _____
Prices subject to change without notice. All books available from Sams Distributors, Bookstores, and Computer Stores. Offer good in U.S.A. only. In Canada, contact Lenbrook Industries Ltd., Scarborough, M1H, 1H5, Ontario, Canada. Offer expires 6/30/81.		

A0078

MORE FOR YOUR RADIO SHACK TRS-80 MODEL I !

- ★ **MORE SPEED**
10-20 times faster than Level II BASIC.
- ★ **MORE ROOM**
Compiled code plus VIRTUAL MEMORY makes your RAM act larger.
- ★ **MORE INSTRUCTIONS**
Add YOUR commands to its large instruction set!
Far more complete than most Forths: single & double precision, arrays, string-handling, more.
- ★ **MORE EASE**
Excellent full-screen Editor, structured & modular programming
Optimized for your TRS-80 with keyboard repeats, upper/lower case display driver, single- & double-width graphics, etc.
- ★ **MORE POWER**
Forth operating system
Interpreter AND compiler
Internal 8080 Assembler
(Z80 Assembler also available)
VIRTUAL I/O for video and printer, disk and tape
(10-Megabyte hard disk available)

MMS FORTH

THE PROFESSIONAL FORTH FOR TRS-80 MODEL I

(Over 1,000 systems in use)

MMSFORTH Disk System V1.9 (requires 1 disk drive & 16K RAM) just **\$79.95***
MMSFORTH Cassette System V1.8 (requires Level II BASIC & 16K RAM) **\$59.95***

AND MMS GIVES IT PROFESSIONAL SUPPORT

Source code provided
MMSFORTH Newsletter
Many demo programs aboard
MMSFORTH User Groups
Programming staff can provide advice, modifications and custom programs, to fit YOUR needs.

MMSFORTH UTILITIES DISKETTE: Includes FLOATING POINT MATH (L2 BASIC ROM routines plus Complex numbers, Rectangular-Polar coordinate conversions, Degrees mode, more), plus a full Forth-style Z80 ASSEMBLER; plus a powerful CROSS-REFERENCER to list Forth words by block and line. All on one diskette (requires MMSFORTH, 1 drive & 16K RAM), .. **\$39.95***

THE DATAHANDLER V1.1, a very sophisticated database management system operable by non-programmers (requires Disk MMSFORTH, 1 drive & 32K RAM); with manuals. **\$59.95***

FORTH BOOKS AVAILABLE

MICROFORTH PRIMER (comes with MMSFORTH) separately **\$15.00***
USING FORTH — more detailed and advanced than above **\$25.00***
THREADED INTERPRETIVE LANGUAGES— advanced, excellent analysis of MMSFORTH-like language **\$18.95***
CALTECH FORTH MANUAL — good on Forth internal structure, etc **\$10.00***

* — Software prices include manuals and require signing of a single-system user license. Add \$2.00 S/H plus \$1.00 per additional book; Mass. orders add 5% tax. Foreign orders add 15%. UPS COD, VISA & M/C accepted; no unpaid purchase orders, please.

Send SASE for free MMSFORTH information.
Good dealers sought.

Get MMSFORTH products from your computer dealer or

**MILLER MICROCOMPUTER
SERVICES (M3)** ✓112

61 Lake Shore Road, Natick, MA 01760
(617) 853-6136

Dec. Code	BASIC Keyword	Dec. Code	BASIC Keyword
129	FOR	167	LOAD
130	RESET	168	MERGE
131	SET	169	NAME
132	CLS	170	KILL
133	CMD	171	RSET
134	RANDOM	172	RSET
135	NEXT	173	SAVE
136	DATA	174	SYSTEM
137	INPUT	175	LPRINT
138	DIM	176	DEF
139	READ	177	POKE
140	LET	178	PRINT
141	GOTO	179	CONT
142	RUN	180	LIST
143	IF	181	LLIST
144	RESTORE	182	DELETE
145	GOSUB	183	AUTO
146	RETURN	184	CLEAR
147	REM	185	CLOAD
148	STOP	186	CSAVE
149	ELSE	187	NEW
150	TRON	188	TAB
151	TROFF	189	TO
152	DEFSTR	190	FN
153	DEFINT	191	USING
154	DEFSNG	192	VARPTR
155	DEFDBL	193	USR
156	LINE	194	ERL
157	EDIT	195	ERR
158	ERROR	196	STRING\$
159	RESUME	197	INSTR
160	OUT	198	POINT
161	ON	199	TIMES
162	OPEN	200	MEM
163	FIELD	201	INKEY\$
164	GET	202	THEN
165	PUT	203	NOT
166	CLOSE	204	STP
205	+	231	CVS
206	-	232	CVD
207	*	233	EOF
208	/	234	LOC
209	↑	235	LOF
210	AND	236	MKIS
211	OR	237	MK\$
212	>	238	MKDS
213	=	239	CINT
214	<	240	CSNG
215	SGN	241	CDBL
216	INT	242	FIX
217	ABS	243	LEN
218	FRE	244	STR\$
219	INP	245	VAL
220	POS	246	ASC
221	SQR	247	CHR\$
222	RND	248	LEFT\$
223	LOG	249	RIGHT\$
224	EXP	250	MID\$
225	COS		
226	SIN		
227	TAN		
228	ATN		
229	PEEK		
230	CVI		


1. Divide the number by 256 and discard anything which follows the decimal point. What's left is the upper byte (which always comes second in the coding sequence). Multiply the upper byte number by 256 and take the result away from the original number. The answer is now the lower byte (which comes first in the coded sequence).

EXAMPLE: Convert 23478 to TRS-80 code
 $3478/256 = 91.710937\dots$ all we want is the 91 (upper byte)
 $91 \times 256 = 23296\dots$ take this away from 23478 and we get 182 (lower byte)

The number in TRS-80 coding is therefore 182 91

Table 1

HARD DISK MULTIPLEXOR FOR TRS-80* Mod II



NOW YOU CAN HAVE THAT LARGE COMMON DATA BASE!!

- Allows up to 4 Mod II's to connect to a single controller — up to 4 hard disk drives per controller. Users may access the same file simultaneously (first-come first-served).
- Uses Cameo controller and standard 10-megabyte cartridge (hard) disk drives along with RACET Hard/Soft Disk System (HSD) software. Removable Disk Pack Backup!
- Access times 3 to 8 times faster than floppy. Mixed floppy/hard disk operation supported.
- Compatible with your existing TRSDOS programs — you need only change filenames! All BASIC statements are identical.
- A single file may be as large as one disk. Directory expandable to handle thousands of files.
- Includes special utilities — XCOPY for backup and copies, XPURGE for multiple deletions, DCS directory catalog system, and Hard Disk Superzap. FORMAT utility includes options for specifying sectors/gran, platters/disk, logical disk size, etc.

HARD DISK DRIVE AND CONTROLLER \$5995

RACET HSD Software \$400

Call for multiuser pricing. Dealers call for OEM pricing.

★ ★ NEW ★ ★ DISCAT (32K 1-drive Min) Mod I, III \$50.00

This comprehensive Diskette Cataloguing/Indexing utility allows the user to keep track of thousands of programs in a categorized library. Machine language program works with all TRSDOS and NEWDOS versions. Files include program names and extensions, program length, diskette numbers, front and back, and diskette free space.

★ ★ NEW ★ ★ KFS-80 (1-drive 32K Min — Mod II 64K) Mod I, III \$100.00; Mod II \$175.00

The keyed file system provides keyed and sequential access to multiple files. Provides the programmer with a powerful disk handling facility for development of data base applications. Binary tree index system provides rapid access to file records.

★ ★ NEW ★ ★ MAILLIST (1-drive 32K Min — Mod II 64K) Mod I, III \$75.00; Mod II \$150.00

This ISAM-based maillist minimizes disk access times. Four keys — no separate sorting. Supports 9-digit zip code and 3-digit state code. Up to 30 attributes. Mask and query selection. Record access times under 4 seconds!!

★ ★ NEW ★ ★ LPSPool (32K 1-drive Min) Mod I \$75.00

LPSPool — Add multi-tasking to permit concurrent printing while running your application program. The spooler and despooler obtain print jobs from queues maintained by the system as print files are generated. LPSPool supports both parallel and serial printers.

BASIC LINK FACILITY 'BLINK' (Mod I Min 32K 1-disk) Mod I \$25.00; Mod II \$50.00; Mod III \$30.00

Link from one BASIC program to another saving all variables! The new program can be smaller or larger than the original program in memory. The chained program may either replace the original program, or can be merged by statement number. The statement number where the chained program execution is to begin may be specified!

INFINITE BASIC (Mod I & Mod III Tape or Disk) Mod I \$50.00; Mod III \$60.00

Extends Level II BASIC with complete MATRIX functions and 50 more string functions. Includes RACET machine language sorts! Sort 1000 elements in 9 seconds!! Select only functions you want to optimize memory usage.

INFINITE BUSINESS (Requires Infinite BASIC) Mod I & III \$30.00

Complete printer pagination controls — auto headers, footers, page numbers. Packed decimal arithmetic — 127 digit accuracy +, -, *, /. Binary search of sorted and unsorted arrays. Hash codes.

COMPROC (Mod I & Mod III — Disk only) Mod I \$20.00; Mod III \$30.00

Command Processor. Auto your disk to perform any sequence of instructions that you can give from the keyboard. DIR, FREE, pause, wait for user input, BASIC, No. of FILES and MEM SIZE, RUN program, respond to input statements, BREAK, return to DOS, etc. Includes lowercase driver software, debounce and screenprint!

GSF (Mod I & III Tape or Disk — Specify Memory Size) Mod I \$25.00; Mod II \$50.00; Mod III \$30.00

Generalized Subroutine Facilities. The STANDARD against which all other sorts are compared! Machine language — fast and powerful! Multi-key multi-variable and multi-key character string. Zero and move arrays. Mod II includes USR PEEKS and POKES. Includes sample programs.

DSM (Mod I Min 32K 2-drive system, Mod II 64K 1-drive, Mod III Min 32K 1-drive) Mod I \$75.00; Mod II \$150.00; Mod III \$90.00

Disk Sort/Merge for RANDOM files. All machine language stand-alone package for sorting speed. Establish sort specification in simple BASIC command File. Execute from DOS. Only operator action to sort is to change diskettes when requested! Handles multiple diskette files! Super fast sort times — improved disk I/O times make this the fastest Disk Sort/Merge available on the TRS.

UTILITY PACKAGE (Mod II 64K) \$150.00

Important enhancements to the Mod II. The file recovery capabilities alone will pay for the package in even one application! Fully documented in 124 page manual! XHIT, XGAT, XCOPY and SUPERZAP are used to reconstruct or recover data from bad diskettes! XCOPY provides multi-file copies, 'wild-card' mask select, absolute sector mode and other features. SUPERZAP allows examine/change any sector on diskette including track-0, and absolute disk backup/copy with I/O recovery. DCS builds consolidated directories from multiple diskettes into a single display or listing sorted by disk name or file name plus more. Change Disk ID with DISKID. XCREATE preallocates files and sets 'LOF' to end to speed disk accesses. DEBUGII adds single step, trace, subroutine calling, program looping, dynamic disassembly and more!!

BASIC CROSS REFERENCE UTILITY (Mod II 64K) \$50.00

SEEK and FIND functions for Variables, Line Numbers, Strings, Keywords. 'All' options available for line numbers and variables. Load from BASIC — Call with 'CTRL'R. Output to screen or printer!

DEVELOPMENT PACKAGE (Mod II 64K) \$125.00

Includes RACET machine language SUPERZAP, Apparal Disassembler, and Model II interface to the Microsoft 'Editor Assembler Plus' software package including uploading services and patches for Disk I/O. Purchase price includes complete copy of Editor Assembler + and documentation for Mod I. Assemble directly into memory, MACRO facility, save all or portions of source to disk, dynamic debug facility (ZBUG), extended editor commands.

CIRCLE READER REQUEST FOR FREE 24-PAGE CATALOG

CHECK, VISA, M/C, C.O.D., PURCHASE ORDER

*TRS-80 IS A TRADEMARK OF TANDY CORPORATION

TELEPHONE ORDERS ACCEPTED (714) 637-5016

RACET COMPUTES
1330 N. GLASSEL, SUITE 'M', ORANGE, CA 92665

41

OURS WORK!

ACCOUNTING PROGRAMS

from the company with
years of experience
on small computers
and thousands of customers

prices resulting from
volume sales

PACKAGE OF
5 PRODUCTS **\$395.**

PRODUCTS
EACH **\$95.**

MANUALS
EACH **\$20.**

GENERAL LEDGER

PAYROLL

ACCOUNTS RECEIVABLE

ACCOUNTS PAYABLE

DEPRECIATION

for

TRS-80*

MODEL I with TRSDOS*

MODEL II with CP/M†

OTHER CP/M† SYSTEMS

Product Info &
License/Order
Form.

FROM.....

DATA TRAIN INC.

PHONE 44

(503) 476-1467

840 N.W. 6th STREET, SUITE 3
GRANTS PASS, OREGON 97526

*Trademark Radio Shack, Div. Tandy Corp.

†Product Digital Research, Inc.

```
10 FOR N=17129 TO 32767: IF PEEK(N)<>136 AND PEEK(N+1)<>19 THEN
NEXT ELSE PRINT N
20 END
5000 PRINT"THIS IS LINE 5000"
READY
>_
```

Program Listing 4

```
10 FOR N=0 TO 99:READ J:POKE 32667+N,J:NEXT
20 DATA:REM NEED 100 NUMBERS BETWEEN 0 AND 255
```

Program Listing 5

```
1 CLEAR300:ZZ$="":FOR I=1TO107:READ J:ZZ$=ZZ$+CHR$(J):N
EXT:POKE16422,PEEK(VARPTR(ZZ$)+1):POKE 16423,PEEK(
VARPTR(ZZ$)+2)
5 REM INTO THE 80'S FIG 7.8
5000 DATA55,243,121,254,13,40,3,254,32,216,245,229,197
,6,9,55,245,245,33,1,252,205,33,2,33,222,0,43,124,
181,32,251,241,31,245,48,19,33,2,252,24,19,14,3,17
5,13,40,2,24,219,0,0,0,0,24,47,198,0,33,1,252,205,
33,2,0,0,33,222,0,43,124,181,32,251
5001 DATA16,212,17,222,0,203,74,40,11,33,2,252,205,33,2
,27,122,179,32,251,241,241,254,13,40,198,183,40,19
7,193,225,241,201
```

Program Listing 6

result. Each time we need 17129 in the program, we can now use A, saving memory space.

The TO part of the FOR...TO...NEXT loop is stored, as usual, as a single code number. Conversion of certain words, like FOR, NEXT, RUN, and so on, into single byte numbers means that you have to be careful *not* to use these words as variable names in a program.

By checking the code numbers in Table 1, and the ASCII codes, you can trace how the instructions are coded—but this is just coded BASIC, not true machine code. The code numbers on a BASIC line are instructions to the interpreter. This introduces you fairly painlessly to the idea of instructions stored as number codes, and it shows beautifully how the TRS-80 line is coded.

You can now see how it's possible to change line numbers. The first line number will always be found at memory locations 17131 and 17132. The bytes in 17129 and 17130 will indicate the address of the start of the next line; the third and fourth along from that number will give the next line number and so on.

Program Listing 4 searches through 16K memory and stops when it finds the address of line 5000. 5000 in TRS-80 code is 136,19, so we set the IF...statement to detect the sequence 136,19 anywhere in the memory. If you have a reference to this number as a variable earlier than line 5000,

you'll turn up the wrong address, but it's simple to modify the program so that it lists every reference to 5000 (by adding a :NEXT at the end of line 10).

PEEK allows us to find the codes that are stored in the memory, which are always printed in decimal form. One of the functions of the type of program called a monitor or bug is to print out these codes, usually in hexadecimal form, as a "dump". As part of my "help-stamp-out-hex" campaign, I don't use a monitor of this type.

Poke

POKE is the companion command to PEEK, and has to be followed by two numbers. The first number following POKE is

1	2
4	8
16	32

$$5 = 4 + 1$$

SO POKE 15360,5 LIGHTS UP
THE TOP LEFT CELLS (4 & 1)

Table 2

PROFESSIONAL

HALF A MILLION TAX RETURNS CAN'T BE WRONG!
(OR THEY HAD BETTER NOT BE)



INCOME TAX SYSTEM FOR TRS-80* MODEL I OR II

Our system, which prepared 500,000 1979 returns, features the following:

1. Full interactive user control, **in tax-form language only**, line-by-line.
2. Screen display of full 1040 and all schedules, prior to printout.
3. Change of a single amount item automatically changes and re-computes entire return.
4. All printout formats IRS and state approved.
5. Stores Preparer's Identification for automatic printing at bottom of page 2.
6. Built-in Validation Check tests entire system, hardware and software.
7. Special Printer Adjustment routines, Line Length, etc.
8. Selection of closed or open output formats—for standard Form 1040 or open name-box types.
9. **Software control of text position on page.** Makes forms-alignment simple. Permits use with non-adjustable printers.
10. Fills in pre-printed Forms or you can use overlays. Your choice.
11. Automatically computes: Tax - SDI Overpayment - Wages Total from W-2's - Earned Income Credit - Income Averaging - Maximum/Minimum Tax - Least Tax Method - All Percentage of Income Limitations - All Fixed Limitations - many, many more.
12. Full support through the tax season — no charge.
13. Inexpensive yearly updates in accordance with tax-law changes.
14. Modular construction — lets you order only the type and size system you need.

PRICING STARTS AT \$189.95 (1040 & SCHEDULE A)

25-PAGE DESCRIPTIVE MANUAL \$7.50 (Refunded on Order)

MINIMUM SYSTEM REQUIRED: MODEL I, 32K, 1 DISK DRIVE

*TRS-80 IS A TRADEMARK OF TANDY CORP.

CONTRACT SERVICES ASSOCIATES

706 SOUTH EUCLID

ANAHEIM, CA 92802

TELEPHONE (714) 635-4055

★ ★ ★ 20 YEARS OF SERVICE ★ ★ ★

REMSOFT, Inc.

Let Your TRS-80®

Teach You

ASSEMBLY LANGUAGE

Tired of buying book after book on assembly language programming and still not knowing your POP from your PUSH?

REMSOFT proudly announces a more efficient way, using your own TRS-80®, to learn the fundamentals of assembly language programming --at YOUR pace and at YOUR convenience.

Our unique package, "INTRODUCTION TO TRS-80® ASSEMBLY PROGRAMMING", will provide you with the following:

- Ten 45-minute lessons on audio cassettes.
- A driver program to make your TRS-80® video monitor serve as a blackboard for the instructor.
- A display program for each lesson to provide illustration and reinforcement for what you are hearing.
- A textbook on TRS-80® Assembly Language Programming.
- Step-by-step dissection of complete and useful routines to test memory and to gain direct control over the keyboard, video monitor, and printer.
- How to access and use powerful routines in your Level II ROM.

This course was developed and recorded by Joseph E. Willis and is based on the successful series of courses he has taught at Meta Technologies Corporation, the Radio Shack Computer Center, and other locations in Northern Ohio. The minimum system required is a Level II, 16K RAM.

REMASSEM-1 only \$69.95

LEARN TRS-80® ASSEMBLY LANGUAGE DISK I/O

Your disk system and you can really step out with REMSOFT's Educational Module, **REMDISK-1**, a "short course" revealing the details of DISK I/O PROGRAMMING using assembly language.

Using the same format as our extremely popular introduction to assembly language programming, this "ASSEMBLY LANGUAGE DISK I/O PROGRAMMING" course includes:

- Two 45-minute lessons on audio cassette.
- A driver program to make your TRS-80® video monitor serve as a blackboard for the instructor.
- A display program for each lesson to provide illustration and reinforcement for what you are hearing.
- A booklet of comprehensive, fully-commented program listings illustrating sequential file I/O, random-access file I/O, and track and sector I/O.
- A diskette with machine-readable source codes for all programs discussed, in both Radio Shack EDTASM and Macro formats.
- Routines to convert from one assembler format to the other.

This course was developed and recorded by Joseph E. Willis, for the student with experience in assembly language programming; it is an intermediate-to advanced-level course. Minimum hardware required is a Model I Level II, 16 K RAM one disk drive system.

REMDISK-1 only \$29.95

Dealer inquiries invited

REMSOFT, INC.

571 E. 185 St.
Euclid, Ohio 44119
(216)531-1338



Include \$1.50 for shipping and handling.
Ohio residents add 5 1/2% sales tax.
TRS-80® is a trademark of the Tandy Corp.

"After using this method of constructing programs . . . you'll have a good stock of useful subroutines."

the address which is to be used. The second number, separated from the first by a comma, is the number between 00 and 255 which is to be inserted into that address in memory. Unlike PEEK, POKE changes the code stored in memory (unless you have used identical numbers), so it's a command you have to be careful about. You can't change the ROM which operates BASIC, but you can change a lot of codes elsewhere and end up with some very strange effects. A lot of poorly-planned POKE instruction will cause the computer to start up again, with the words MEMORY SIZE? appearing. Unless you use the reset button at the back, you will lose any program which you had in memory, including machine code programs as well as BASIC.

Most machine code programs are loaded from system tapes, and we covered the techniques for loading these in Part 2. It always irks me to have to use a system tape for a short program, so I've rewritten common routines as BASIC programs, by using POKE. If I POKE a code number to a place in memory, it's as surely there as if I had put it there from a system tape. Program Listing 5 demonstrates the form of the BASIC program needed—this reads 100 bytes from a data line and POKES them one by one into memory locations 32667 upwards.

If the machine language program is short (less than 255 bytes), a more convenient method, illustrated in the Level II Manual, is reading the characters into a string. Program Listing 6 shows an example of this for a printer routine. The complete machine code program exists as the long string ZZ\$, and the program is accessed by using the address of the string in memory. The advantage of using a string for this purpose is that it doesn't need any answer to the MEMORY SIZE question, so nothing goes wrong if you forget to reserve memory. The disadvantage is that the address of a string in memory is not fixed. If the memory starts to fill up, the strings will be shifted about, and the computer will keep a track of each. If a string gets shifted between two of the VARPTR instructions, however, the memory will get completely scrambled. For short routines and programs which use very little memory, it's fine.

For either of these methods, you still have to obtain machine code in the form of data lines. There are two ways of doing this. The first is to print out a decimal dump of the machine code, using a short BASIC program like Listing 5, setting the memory address numbers to the first and last addresses of the machine code program which you placed in protected memory. This works well if the program is only twenty bytes or so, but it becomes decidedly tedious for longer programs.

For longer programs I use a very neat little program which reads the machine code and creates data lines directly. The rest of the program then erases, leaving the data lines, so a new program can be written around it. This program is available in England from A.J. Harding (Molimerx), 28 Collington Avenue, Bexhill-on-Sea, East Sussex, England. The program is also available from associates in the U.S.

POKE Graphics

You may also use the POKE instruction to obtain quick graphics. The video display of the TRS-80 is memory mapped, which means that every part of the screen corresponds to a piece of data in the memory—yes, there are Brand X computers which don't do this! Because of the memory mapping, we can create shapes on the screen through POKE instructions to video memory, which runs from 15360 to 16383.

Address 15360 controls the top left-hand side of the screen. The addresses go in bundles of 64 per line on the screen for 16 lines to 16383, which is at the bottom right-hand side. At each memory address, you can POKE numbers which will light up a screen block, just as SET does. Fig. 2 shows what numbers correspond to which cells. If you type POKE 15360,5, you will light up the cells shown in the example at that part of the screen.

POKE graphics need practice, but they run a lot faster than SET or CHR\$() routines, and they are very useful when animations are needed. To continue your study on POKE graphics, there's a book called *An Introduction To TRS-80 Graphics* by Don Inman, and it comes straight off the *80 Microcomputing* bookshelf.

Program Listing 6 introduced a new TRS-80 BASIC function (and you thought you knew it all!). VARPTR(variable) is a form of the PEEK command, and is applied to a named variable. If you have a number variable such as N in a program, the command PRINT VARPTR(N) puts the number, which is the memory address at which the variable N is stored, on the screen. If you then enter PRINT PEEK(VARPTR(N)), you'll get one byte of the variable itself—the byte which is stored at the VARPTR(N) address number.

Integer variables need two bytes, so you'll have to PEEK(VARPTR(N) + 1) as well, and find the value by using the well-worn formula: lower byte + 256 × upper byte. Single precision numbers need four bytes of storage, double precision numbers need six bytes of storage, but the address of the first byte can always be obtained from the VARPTR command.

There's more information which you can get using the VARPTR command, but the address numbers are the most important. If

Surplus TRS-80* RAM Memory Chips

Dealer and Quantity Pricing Available.

DUE TO CHANGES IN PRODUCT STRUCTURE AMERICAN BUSINESS COMPUTERS IS OFFERING SEVERAL THOUSAND 256 NANOSECOND RAM MEMORY CHIPS AT CLOSE-OUT PRICES.

AMERICAN BUSINESS COMPUTERS GUARANTEES ALL MEMORY CHIPS TO BE BRAND NEW AND FREE FROM DEFECTS FOR 180 DAYS. PRICE (\$35) INCLUDES 8 CHIPS. QUANTITY DISCOUNTS AVAILABLE.

\$35

(per 16K set)

✓484

TEAC Disk Drives

FULLY TRS-80 COMPATIBLE 40 TRACK DRIVES WITH POWER SUPPLY AND CABINETS

275⁰⁰

✓483

TWO-DRIVE UNITS ONLY 540⁰⁰

THE MX-80 WITH DISPOSABLE PRINT HEAD.



✓317

A LOT OF PRINTERS COSTING A LOT MORE CAN'T TOUCH THE MX-80'S PERFORMANCE. IT GIVES YOU A CHOICE OF 40, 80, 66 OR 132 COLUMNS OF PRINTING IN AS MANY AS FOUR DISTINCT PRINTING DENSITY MODES. MORE THAN HALF THESE MODES GIVE "CORRESPONDENCE QUALITY" PRINTING. CALL FOR QUANTITY DISCOUNTS.

SAVE \$50!

COMPUTERIZED MUSICAL CAR HORN

Hooks to your car in minutes, and plays the most recognizable bars of your favorite tunes, such as:



\$99.95

(Regular Price \$149.95)

"Starwars" Theme
"Pink Panther" Theme
"Lone Ranger" Theme
Anchor's Aweigh
Star Spangled Banner

Folsom Prison Blues
Ghost Riders in the Sky
King of the Road
"Dallas" Theme
USC Fight Song

Plus 54 more well-known show and college songs.

You'll Love It! Satisfaction Guaranteed.

(add \$4.95

shipping & handling)

✓396

OKIDATA MICROLINE 80 PRINTERS

80 characters per second • Up to 3 part copy • 9 x 7 dot matrix • 80, 132 columns • 64 shapes for graphs and charts • 6 or 8 lines per inch • Head guaranteed for 200 million characters • Friction feed standard—Pin feed optional

479⁰⁰

American Business Computers believes that the Okidata Microline 80 printer is one of the finest printers available. If your needs call for a small reliable printer, contact us **TODAY** Quantity discounts available.

VISA

For COD ✓397
Add 5%

Master Charge

HARD DISK DRIVES

For TRS-80* Model II Users

✓192

Up and running—and available for immediate delivery

AMERICAN BUSINESS COMPUTERS IS NOW ABLE TO OFFER HARD DISK (WINCHESTER) DISK DRIVES FOR SALE. THESE DRIVES ARE AVAILABLE FOR TRS-80 MOD II, TRS-80 MOD I, 9-100, AND APPLE COMPUTERS.

SEVERAL DIFFERENT DRIVES AND CONTROLLERS ARE AVAILABLE FOR THE TRS-80 MOD II. ALL DRIVES ARE SUPPLIED WITH HARD DISK CPM OPERATING SYSTEMS. CAPACITIES RANGE FROM 5-66 MEGABYTES. CALL OR WRITE FOR PRICES.

32K-EXPANSION INTERFACES

SPECIAL OFFERING.
Due to a very special purchase, American Business Computers is able to offer a limited number of Radio Shack* Expansion Interfaces at the lowest price ever.

For TRS-80* Model I

399⁹⁵

American Business Computers guarantees Expansion Interfaces to be Brand New—still in original boxes with original documentation and in perfect working condition.

AMERICAN BUSINESS COMPUTERS

118 SOUTH MILL ST. ✓322
PRYOR, OKLA. 74361

*TM Tandy Corp.

918-825-4844

For COD service add 5%.



you use the VARPTR command on a string variable, PEEK(VARPTR(string)) returns with the length of the string (a number of bytes not exceeding 255). The address of the string in memory is obtained from VARPTR(string)+1, the lower byte, and VARPTR(string)+2, which is the higher byte. This is the scheme which was used in Listing 6.

An important point about routines held in a string is that you must not erase the data or POKE instructions, because the TRS-80 resets all string variables each time you EDIT, CLEAR or RUN. If the machine code program is in high protected memory, then only switching off or giving a new answer to the MEMORY SIZE question will delete it.

USR(0) is used to insert a machine code program in the middle of a BASIC program. For example, suppose you have the Radio Shack KBFIX program bytes stored in high memory at address 32600, but the program has not been run. The problem is how to make the program run without having to go back to the SYSTEM command, type a slash, and enter the number 32600. The solution takes two steps; first place the address of the start of the machine code into reserved memory at addresses 16526 and 16527. This lets the computer know where to find the machine code program. To go into the machine code program, use the command USR(0) with some other command, such as PRINT. The statement PRINT USR(0) would result in the machine code program being run immediately after this statement was encountered. The PRINT part of the command is a dummy command, there only because the computer refuses to recognize USR(0) as an instruction by itself.

Statements such as A = USR(0) are equally acceptable.

The manual briefly illustrates the way to pass a value from BASIC to the machine code program and back again, and wisely remarks that it's better not to attempt this unless you have a pretty good grasp of machine code and how to use it. That's just about the understatement of the decade. Presumably someone at Radio Shack knows in detail what the procedures are, so why they don't publish an additional manual is quite beyond me.

We're now approaching the end of the last part in this series. I've purposely omitted quite a few instructions which you'll find useful later, simply because they're not particularly useful to you at this stage—perhaps, Editor willing, I'll write a few articles later. The time has now come to sort out a few items which have been left over, and to give some advice on where to go from here, now that the keys of your TRS-80 look a little dull with wear.

By this time you've probably further explored the EDIT capabilities of the TRS-80. The manual is useful, with helpful examples, so you'll appreciate how powerful these EDIT subcommands are. Making full use of them can greatly reduce the time you spend programming, but you have to memorize the commands. Remember that whenever you use an EDIT command, you will lose all the values of variables.

Don't type a lot of precious data into a program until you're sure that all the syntax errors are cleared, because the computer goes into edit mode automatically when a syntax error is detected. You can prevent this in various ways: remember to press Q

(for quit) whenever a syntax error appears, or a line such as 2 ON ERROR GOTO 5000 and put STOP in line 5000 early in your program. If any error occurs, the program will jump to line 5000 and break without losing variables. You can then find the error code number by typing PRINT ERR/2 + 1; the manual has a list of the error codes. The line number of the error can be found by typing PRINT ERL. These error-trapping routines can be used inside programs also to help break out of errors which arise inevitably from the program, like reading too many data bytes; examples are given in the manual.

Where do you go from here? There's a very amount of BASIC programming to do. Even if you run out of BASIC programs for your own use, there's a fair chance that there will be hundreds of folk around you who need a BASIC program but have no idea of how to write one. Lots of people earn a respectable living by writing programs, or by adapting existing programs, and as your skill improves you might find (as I do) that this is interesting and rewarding work, daylight or moonlight.

The other way you can go is into machine language, which is a much more difficult path. If, like me, you started computing in machine language before BASIC was invented, the path is easier, but for the complete beginner, the problem is to find a book which starts right at the beginning.

Lance Leventhal has written a very useful book on programming the Z-80, which is the microprocessor that is used in the TRS-80, but we lack a real start-from-zero book on machine language programming using the TRS-80. I keep reading about a book by William Barden, but it never appears at my local Tandy store. With regret, I must report that the Radio Shack books which come with their Editor/Assembler package are not for the beginner, but the articles which are appearing in *80 Microcomputing* as I write this should be a step in the right direction. I have also found a book called *Machine Language Programming from the Ground Up*, by Hubert S. Howe, Jr., which is excellent. For some reason, it's published in England by A.J. Harding, but since Mr. Howe lives at New City, N.Y., just down the Palisades Parkway and beyond Nanuet, the book just has to be available on this side of the Big Pond as well. Look out for it.

One final point. In this business you never stop learning—no one ever knows it all. No matter how long you have been using the TRS-80, you'll be able to thumb through *80 Microcomputing* some day and be struck dumb by some piece of information or some smart subroutine that had never struck you before. That's the best thing of all because for me, while I'm learning, I'm living. So long. ■

MEMOREX DISKETTES & CARTRIDGES

for your computer or word processor

BUY THE BEST FOR LESS.
Lowest prices. **WE WILL NOT
BE UNDERSOLD!** Buy any
quantity. Call free (800) 235-
4137 for prices and information.



✓ 370
**PACIFIC
EXCHANGES**
100 Foothill Blvd.
San Luis Obispo, CA
93401 (In Cal. call
(805) 543-1037.)

THE GREEN SCREEN THING

(The Green Thing is screen design for 11" and 15" TRS-80 monitors in seconds without any tools.)

Model SC-80

The Green Thing from the manufacturers of Homes for the TRS-80 is compared on our CF-80 High Quality console to the normal display, as seen on our CF-90 Economy console. (For further information on consoles, see our other ad.)



CF-80 With CF-90 Without

List \$795 (Add \$1.00 for shipping & handling, and California residents add 6% sales tax.)

FEATURES:

- Improved image contrast
- Reduces eye fatigue
- Enhances screen legibility
- Decreases glare
- Gives system a professional look

ORDER NOW

—24 HOUR—

PN 408-946-1265



✓ 146
AVS

AUDIO-VIDEO SYSTEMS
2485 Autumnval Ave.
San Jose, CA 95132

NEWDOS/80[®]

VTOS 4.0[®]

DOUBLE-ZAP/II[™]

Unleash your **NEWDOS/80** or **VTOS 4.0** power into double density!

Double-Zap is a disk program which zaps **NEWDOS/80** or **VTOS 4.0** for double density operation when used in conjunction with the **PERCOM DOUBLER**.

Double-Zap will completely zap **NEWDOS/80** on a one or two drive diskette, it will completely zap **VTOS 4.0** on a two-drive disk system, and for both **NEWDOS/80** and **VTOS 4.0** it will run single and double density, mix and match.

Double-Zap provides you with ***ADR* (Automatic Density Recognition)**.

Acting as an extension to **NEWDOS/80** or **VTOS 4.0**, ***ADR*** allows all drives to be used without regard to whether they contain single or double density diskettes. With ***ADR*** each drive is changed dynamically to match the density of the diskette that it contains. For dedicated applications it is also possible to "Lock" a drive into permanent single or double density operation.

After Double-Zap has run, you will get an extra 64,000+ bytes on the original diskette including the original programs from either **NEWDOS/80** or **VTOS 4.0**. Double-Zap will read any single density **TRSDOS**, **NEWDOS** or **VTOS** files and convert them to double density. Double-Zap is the **ONLY** double density conversion for **NEWDOS/80** and **VTOS 4.0** authorized by PERCOM DATA to be used with the **PERCOM DOUBLER**, **Required 32k RAM**.

Double-Zap I	runs double density only	\$29.95
Double-Zap II	for NEWDOS+ owners	\$39.95
Double-Zap II	runs single and double density	\$49.95



Software Etc... ^{✓42}
1839 Chamberlain Drive,
Carrollton, Texas 75007.
Phone Orders: (214) 492-0515

Get into INKEY\$ and sing the praises of promptless programs.

Do Not Enter

J. I. Weintraub
690 Mtn. View Rd.
El Cajon CA 92021

When I upgraded my TRS-80 from Level I to Level II, I entered the Target Practice game (page H/5 of the manual). The same illustrates the INKEY\$ function. Cute, I thought.

As I continued to study the manual in relation to the needs of my students, I discovered that INKEY\$ could be one of the most valuable educational programming functions available. Interestingly enough, the function is not generally available on other small computers, where machine language or PEEKs and POKEs must be used to achieve the same result.

INKEY\$ is an alternative input procedure to the enter key. More than that, it allows you to define the time span in which a response must be made. In basic fact programs, for example, a student exhibits mastery by responding within a few seconds, without counting on his fingers or using other artificial means to arrive at the answer. Other kinds of programs need this function also. For example, if the student doesn't respond at all, INKEY\$ can detect this and provide an alternative procedure. Without it, *nothing* would happen.

Program Listing 1 is an actual program that demonstrates the use of INKEY\$ in an addition drill. You will note that the problems and their answers are in data statements.

Setting C\$ = INKEY\$ in line 70 is necessary in order to clear any input that might be residing in INKEY\$. The need for this will become clearer as we go on, but at this point you should know that if you accidentally press the enter key (or any key, for that matter), INKEY\$ would retain this input until you call the function again. At this point you would be giving INKEY\$ an erroneous input, because it would receive the left-over information.

Line 80 prints the problem. Lines 90 and 125 set the time limits for the first and second digits of the answer. Lines 95 and 130 wait for the input. If there is none for the do-loop number of increments, lines 100 and 135 take over and the program goes to line 190.

The ASCII code for the left arrow is 8, and for enter it is 13. Lines 105, 110, 140, and 145 reprint the problem if either of these keys is struck. Pressing the left arrow would result in an error unless we did this. Lines 105 and 140 do not actually backspace; by reprinting the problem they give the appearance that a backspace had occurred.

Line 115 skips the routine for the second digit if the answer is a one-digit number. Line 120 prints the first digit of a two-digit answer. Note the semicolon, which causes the second digit to print immediately after the first. If there is no second digit, the program goes to line 160, printing the single digit answer on the screen. Unlike an INPUT routine, the input to an INKEY\$ function does not automatically appear on the screen. In most cases this is fine, but when a child is typing his answer you certainly want him to be able to see what he is doing.

Line 150 combines the two separate digits into a single numeral, and line 165 compares it to the answer in memory. Note especially that both the INKEY\$ input and the value in memory are string variables.

In Listing 2, the addends in the addition problems are generated at random. To avoid comparing a string to a numerical value, line 165 converts the string input into a numerical value, which is then compared to the correct answer in line 166. Listing 3 deals with words of different lengths. The student sees three words and must type the word that comes first in alphabetical order.

Line 76 sets the maximum number of letters in a word. E may be set to any number larger than the longest word in the program. Lines 87 and 160 set up a loop containing E increments. Should the student input the maximum number of letters, the program will go to line 165.

Line 120 will print each new letter in turn, just as if a regular INPUT had been used; line 155 "absorbs" each new letter into a new string, B1\$.

The student presses enter when he has completed his input. However, should the time run out before enter is pressed, line 100 will send the program to line 190 and the student is informed that his time is up.

The time limits used with the INKEY\$ function must be determined by trial and error with the students who are using the program. In all three examples the FOR X = 1 TO something could be changed to use a variable; FOR X = 1 TO T, where T is set by the teacher at the beginning of the program as I explained in the section dealing with timing loops.

"Records themselves do not prove that a child has learned anything..."

Record Keeping

Records themselves do not prove that a child has learned anything; without records we have no way of knowing how the child has interacted with the program.

There are several reasons for building a record-keeping system into educational programs. First is to determine the student's mastery of the lesson. Second, the student himself should be aware of his progress. Another reason is to determine the appropriate level at which the student should be working.

Programs that keep records do not require the services of a teacher or aide to grade papers or to keep written records. Several record keeping systems will be illustrated in the following material: recording scores; keeping track of problems missed, for later study; determining whether the student should stay at the same level, move up a level, or move down a level; using hardcopy print-outs with a line printer; keeping records on a data tape using a cassette recorder; and keeping records on a disk.

```
10 CLEAR500
15 CLS
25 PRINT STRING$(63,61)
30 PRINT"THE INKEY$ FUNCTION--EXAMPLE 1"
35 PRINT:PRINT"      QUESTIONS AND ANSWERS IN DATA"
40 PRINT STRING$(63,61)
45 PRINT "PRESS <ENTER> TO BEGIN.":INPUT A$
50 I=0:J=0
55 FOR I=1 TO 5
60 READ Q$(I),A$(I)
65 NEXT I
70 X=0:J=J+1: C$=INKEY$
75 CLS
80 PRINT@7*64, "(";J;" ) ";Q$(J)
85 PRINT"TYPE THE ANSWER: ";
90 FOR X=1 TO 450
95 B$=INKEY$:IF B$=""THEN NEXT X
100 IF X>450 THEN 190
105 IF B$=CHR$(8) THEN 80
110 IF B$=CHR$(13) THEN 80
115 IF LEN(A$(J))=1 THEN 160
120 PRINT B$;
125 FOR X=1 TO 150
130 B1$=INKEY$:IF B1$=""THEN NEXT X
135 IF X>150 THEN 190
140 IF B1$=CHR$(8) THEN 80
145 IF B1$=CHR$(13) THEN 80
150 PRINT B1$
155 B$=B$+B1$:GOTO 165
160 PRINTB$
165 IF B$<>A$(J) THEN 180
170 PRINT "CORRECT!"
175 GOSUB 215: GOTO 70
180 PRINT "WRONG ANSWER."
185 GOSUB 215:GOTO 70
190 PRINT"      TIME'S UP!":GOSUB 215:GOTO 70
195 PRINT@7*64,"THIS IS THE END OF THE LESSON."
200 PRINT"GOOD-BYE FOR NOW."
205 PRINT "GO BACK TO YOUR CLASS."
210 FOR X=1 TO 2000: NEXT: RESTORE: GOTO 50 'USE 9000 FOR STUDENT
      S
215 FOR X=1 TO 1000:NEXT
220 IF J>4 THEN 195
225 RETURN
230 DATA "2 + 2 =", "4", "9 + 9 =", "18", "3 + 8 =", "11"
235 DATA "5 + 9 =", "14", "8 + 1 =", "9"
```

Program Listing 1

```
10 CLEAR500
15 CLS
25 PRINT STRING$(63,61)
30 PRINT"THE INKEY$ FUNCTION--EXAMPLE 2"
35 PRINT:PRINT"      QUESTIONS GENERATED AT RANDOM"
40 PRINT STRING$(63,61)
45 PRINT "PRESS <ENTER> TO BEGIN.":INPUT A$
50 E=RND(10)-1:F=RND(10)-1
70 X=0:J=J+1: C$=INKEY$
75 CLS
80 PRINT@7*64, "(";J;" ) ";E;" + ";F;" ="
85 PRINT"TYPE THE ANSWER: ";
90 FOR X=1 TO 450
95 B$=INKEY$:IF B$=""THEN NEXT X
100 IF X>450 THEN 190
105 IF B$=CHR$(8) THEN 80
110 IF B$=CHR$(13) THEN 80
115 IF E+F<10 THEN 160
120 PRINT B$;
125 FOR X=1 TO 150
130 B1$=INKEY$:IF B1$=""THEN NEXT X
135 IF X>150 THEN 190
140 IF B1$=CHR$(8) THEN 80
145 IF B1$=CHR$(13) THEN 80
150 PRINT B1$
155 B$=B$+B1$:GOTO 165
160 PRINTB$
165 P=VAL(B$)
166 IF P<>E+F THEN 180
170 PRINT "CORRECT!"
175 GOSUB 215: GOTO 50
180 PRINT "WRONG ANSWER."
185 GOSUB 215:GOTO 50
190 PRINT"      TIME'S UP!":GOSUB 215:GOTO 50
195 PRINT@7*64,"THIS IS THE END OF THE LESSON."
200 PRINT"GOOD-BYE FOR NOW."
205 PRINT "GO BACK TO YOUR CLASS."
210 FOR X=1 TO 2000: NEXT: RESTORE 'USE 9000 IN PRACTICE
211 J=0:GOTO 50
215 FOR X=1 TO 1000:NEXT
220 IF J>4 THEN 195
225 RETURN
```

Program Listing 2

Recording Scores

Your programs will check a student's response against the correct answer to a problem. The program will then tell the student whether or not the response was correct. At this point you can count correct and incorrect answers. See Program Listing 4.

Definition of variables: A = the student's response (line 60); B = the correct answer (lines 55 & 65); R = the number of correct answers (line 90); W = the number of incorrect answers (line 75).

W and R are incremented each time the student responds. Line 105 prints this information at the end of the lesson.

This listing is an example of a primitive method of scorekeeping. In Listing 4 no attention was given to the need of the student who answered incorrectly. One way to correct this is to repeat any problem the student misses. Program Listing 5, line 80, returns the program to the missed item each time the student misses it.

In this case, the total answers recorded will exceed the number of problems in the lesson because wrong answers are counted each time they are wrong and counted again when they are answered correctly. There are cases in which this information is

"Recording correct and incorrect answers does not produce a diagnosis of the child's actual needs."

```

10 CLEAR500
15 CLS
25 PRINT STRING$(63,61)
30 PRINT"THE INKEY$ FUNCTION--EXAMPLE 3"
35 PRINT:PRINT"    VARIABLE LENGTH WORDS"
40 PRINT STRING$(63,61)
45 PRINT "PRESS <ENTER> TO BEGIN.":INPUT A$
50 I=0:J=0
55 FOR I=1 TO 5
60 READ Q$(I),A$(I)
65 NEXT I
70 B1$="":X=0:J=J+1: C$=INKEY$
75 CLS
76 E=LEN(A$(J))
80 PRINT@7*64, "(";J;)" ";Q$(J)
85 PRINT:PRINT"TYPE THE WORD THAT SHOULD COME FIRST"
86 PRINT"IN ALPHABETICAL ORDER."
87 FORE1=1 TO E
90 FOR X=1 TO 150
95 B$=INKEY$:IF B$=""THEN NEXT X
100 IF X>450 THEN 190
105 IF B$=CHR$(8) THEN 80
110 IF B$=CHR$(13) THEN 80
120 PRINT B$;
155 B1$=B1$+B$
160 NEXT E1
165 IFB1$<>A$(J) THEN 180
170 PRINT "    CORRECT!"
175 GOSUB 215: GOTO 70
180 PRINT "    WRONG ANSWER."
181 PRINT"THE ANSWER IS... ";A$(J);"."
185 GOSUB 215:GOTO 70
190 PRINT"    TIME'S UP!":GOSUB 215:GOTO 70
195 PRINT@7*64,"THIS IS THE END OF THE LESSON."
200 PRINT"GOOD-BYE FOR NOW."
205 PRINT"GO BACK TO YOUR CLASS.":PRINT:PRINT:PRINT
210 FOR X=1 TO 2000: NEXT: RESTORE 'USE 9000 IN PRACTICE
211 J=0:GOTO 50
215 FOR X=1 TO 1000:NEXT
220 IF J>4 THEN 195
225 RETURN
230 DATA "COME RAIN WOOD","COME","MOTHER BIG AROUND"
235 DATA "AROI'M","RUN GO SEE","GO","JUMP JULY JUNE"
240 DATA "JU BRING BABY BECAUSE","BABY"

```

Program Listing 3

exactly what the teacher requires. If you want to count each problem only once, some minor changes need to be made. (See Program Listing 6.)

Introduce variable W1: line 71 will increment W1 each time a problem is missed, but W1 will equal 1 only once, so line 75 will define it wrong for W only once. W1 is reset to zero in line 45 each time the problem is answered correctly.

The number of correct answers must be derived from incorrect answers, otherwise a problem missed once and correct the next time will be counted both right and wrong. Therefore, line 90 was deleted from Listing 5 and line 105 was changed to read 5-W (the 5 represents the total number of questions in the program) instead of R.

A side comment: line 40 in Listing 6 uses both a PRINT statement and an INPUT statement instead of the more compact form: INPUT, "PRESS ENTER";A\$. This was done deliberately. I do not want my students to see 'PRESS ENTER?' on the screen. The unnecessary question mark bothers me. In a later section I'll discuss punctuation in detail.

means of keeping a record of the level attained by each student. There are cases in which you would like to know which problems were missed by each student, however.

One way to do this is to number the problems. If the student misses a problem, its number is printed on the screen or printer, or it can be stored on a data tape or disk storage. This approach can be used only if the problems reside within the program in data statements. Problems generated at random could not be identified because you would have no way of knowing what the content was.

Another way to identify missed problems is to reprint them as they actually appeared in the program in one of the four modes listed above. See Program Listing 7.

Line 51 converts numerical values to strings using STR\$. If you are using string values you do not need this line. Line 66 enters items missed (B\$) into the array D\$(D). D = D + 1 increments the array, so that the first item missed is D\$(1), the second D\$(2), etc. Line 75 counts the number of wrong answers in W. Line 107 prints D\$(D), where D is incremented until W is reached. Line 106 instructs the computer to skip the printout if no items were missed.

```

10 CLEAR500
15 CLS

25 PRINT STRING$(63,61)
30 PRINT"TALLYING CORRECT & INCORRECT ANSWERS."
31 PRINT"    EXAMPLE 1: TALLY PROGRAM"
35 PRINT STRING$(63,61)
40 PRINT "PRESS <ENTER> TO BEGIN.":INPUT A$
45 CLS
50 N=N+1
55 X=RND(10)-1:Y=RND(10)-1:B=X+Y
60 PRINT@7*64, X;" + ";Y;" = ";:INPUT A
65 IF A=B THEN 85
70 PRINT"SORRY, WRONG ANSWER!"

75 W=W+1
80 GOTO 95
85 PRINT"THAT'S RIGHT!"
90 R=R+1
95 IF N>4 THEN 105
100 PRINT"PRESS <ENTER>":INPUT A$:GOTO 45
105 PRINT"YOU GOT";R;" RIGHT AND";W;" WRONG."
110 FOR X=1 TO 1000:NEXT
115 PRINT@7*64,"THIS IS THE END OF THE LESSON."
120 PRINT"GOOD-BYE FOR NOW."
125 PRINT"GO BACK TO YOUR CLASS."
130 FOR X=1 TO 2000:NEXT 'USE 9000 IN PRACTICE
135 N=0:R=0:W=0
140 GOTO 45
145 END

```

Program Listing 4

Missed Problems

Recording correct and incorrect answers does not produce a diagnosis of the child's actual needs. If your program uses levels, and all the problems at each level are equally significant, it is sufficient to provide a

Program Listing 8 adds the level concept to Listing 7. Line 65 asks the student for his level. His input controls the variables that will make up his problems in lines 85-105. Line 200 handles the case where the student misses less than two problems at level

Continued to p. 110

M-530

NEW VERSATILITY For Your TRS-80



CONTROL PROGRAM FOR MICROCOMPUTERS ENABLING YOU TO RUN SOFTWARE PUBLISHED FOR CP/M 1.4 ON THE TRS-80

CP/M is considered the industry standard disk operating system because it gives you the hardware-independent interface you need to make your computer work for you. CP/M 2.0 is the latest in the evolution of a proven reliable and efficient software system. FMG CORPORATION NOW OFFERS THE CP/M 2.0 FOR THE TRS-80.

It features an enhanced upward compatible file system and powerful new random access capabilities. The CP/M 2.0 from FMG provides the ability to run software published for the CP/M system, on the TRS-80 Model II. From minidisks, floppy disks, all the way to high-capacity hard disks, the flexibility of CP/M 2.0 makes it a truly universal operating system. The package includes an 8" system disk, editor, assembler and debugger for the TRS-80.

Available in Format A, B, C, G only \$200/\$25



MULTI-PROGRAMMING MONITOR NEW INDUSTRY STANDARD

A deluxe operating system that provides big computer facilities at small computer prices. MP/M is a monitor program which operates with your microcomputer to provide multi-terminal access with multi-programming at each terminal. Best of all, it's CP/M compatible which means you can run a wide variety of programming languages, applications packages, and development software.

You can run simultaneous editors, program translators, and background printer spoolers. Or you can use MP/M for data entry or data-base access from remote terminals. Or you can use MP/M real-time features to monitor an assembly line and automatically schedule programs for execution throughout the day. MP/M makes an excellent focal point for a cluster of connected microcomputers. The possibilities are limitless.

(Format B) \$450/\$335
(Format G) \$300/\$235

*CP/M and MP/M are trademarks of Digital Research. ZSID is a trademark of Zilog, Inc. TRS-80 is a trademark of Tandy Corp. Pascal/M is a trademark of Sorcim.

12

All FMG Software Products include All Necessary Manuals

MICROPRO INTERNATIONAL

- SUPER-SORT I** - Sort, merge, extract utility with absolute executable program or linkable module in Micro-Soft format. Sorts fixed or variable records with data in binary, BCD, Packed Decimal, EBCDIC, ASCII. Sorting & fixed procedure, exponential, table justified, etc. Even variable number of fields per record! \$325/\$255
- SUPER-SORT II** - Above available as absolute program only \$175/\$25
- SUPER-SORT III** - As II without SELECT/EXCLUDE \$125/\$25

WORD-STAR - Menu driven visual word processing system for use with standard terminals. Text formatting performed on screen. Facilities for text pagination, page number, justify center line underscore. User can print one document while simultaneously editing a second. EBI facilities include global search and replace. Read/Write to other text files. Block move, etc. Requires CRT terminal with addressable cursor positioning. \$495/\$400

WORD-STAR Customization Notes - For sophisticated users who do not have one of the many standard terminal or printer configurations in the distribution version of WORD-STAR. NA/\$95

WORD-MASTER Text Editor - In one mode has superior of CP/M 2.0 commands and structure global searching and replacing, forwards and backwards in the file in video mode, provides full screen editor for users with serial addressable-cursor terminal. \$150/\$25

FLOPPY SAVER - Protection for center holes of 5" and 8" floppy disks. Only 1 needed per diskette. Kit contains centering post, pressure tool and toughing 7 mil mylar reinforcing rings for 25 diskettes.
2 1/2" Kit \$14.95
5 1/4" Kit \$18.95
8" Kit \$8.95

HEAD CLEANING DISKETTE - Cleans the drive Read/Write head in 30 seconds. Diskette absorbs loose oxide particles, fingerprints, and other foreign particles that might hinder the performance of the drive head. Lasts at least 3 months with daily use.
8" \$32.00
5 1/4" \$30.00

DESPOOL - Allows flexibility and efficiency. (Task file printing can be accomplished while simultaneously using the computer for other tasks) Slower printers do not tie up the computer. Requires 32K minimum. \$75/\$50

SCREEN EDIT - Text editor for program entry - allows user the ability to see entries as they are being made. First command which enables user to move the viewed position of the file anywhere within the current data file OR add information anywhere in the file. Requires 32K minimum. \$125/\$25 (Also available in TRS DOS format. Specify model of TRS-80)

MAC - Disk-based, powerful macro assembler utilizes Standard Intel Mnemonics. Includes macro processor. The CP/M 8080 Macro Assembler reads assembly language statement from a diskette file and produces an Intel "HEX" format object file on the disk suitable for processing in the TRS-CP/M environment. Requires 32K minimum and CP/M. \$100/\$25

ZSID - Efficient and reliable program testing system for Z80 microcomputers. Capabilities include traceback and histogram facilities. Allows real time break points. \$99/\$25

MAIL LIST - Mailing list maintenance package. No sorting required to print normal address labels in zip code sequence. Supports new larger zip code. Sorts and selects on multiple fields. Labels may be printed in user selectable formats. Includes sort and select utilities \$300/\$25

MAIL LIST - Mailing list maintenance package. No sorting required to print normal address labels in zip code sequence. Supports new larger zip code. Sorts and selects on multiple fields. Labels may be printed in user selectable formats. Includes sort and select utilities \$300/\$25

MAIL LIST - Mailing list maintenance package. No sorting required to print normal address labels in zip code sequence. Supports new larger zip code. Sorts and selects on multiple fields. Labels may be printed in user selectable formats. Includes sort and select utilities \$300/\$25

MAIL LIST - Mailing list maintenance package. No sorting required to print normal address labels in zip code sequence. Supports new larger zip code. Sorts and selects on multiple fields. Labels may be printed in user selectable formats. Includes sort and select utilities \$300/\$25

MAIL LIST - Mailing list maintenance package. No sorting required to print normal address labels in zip code sequence. Supports new larger zip code. Sorts and selects on multiple fields. Labels may be printed in user selectable formats. Includes sort and select utilities \$300/\$25

MAIL LIST - Mailing list maintenance package. No sorting required to print normal address labels in zip code sequence. Supports new larger zip code. Sorts and selects on multiple fields. Labels may be printed in user selectable formats. Includes sort and select utilities \$300/\$25

MAIL LIST - Mailing list maintenance package. No sorting required to print normal address labels in zip code sequence. Supports new larger zip code. Sorts and selects on multiple fields. Labels may be printed in user selectable formats. Includes sort and select utilities \$300/\$25

MAIL LIST - Mailing list maintenance package. No sorting required to print normal address labels in zip code sequence. Supports new larger zip code. Sorts and selects on multiple fields. Labels may be printed in user selectable formats. Includes sort and select utilities \$300/\$25

MAIL LIST - Mailing list maintenance package. No sorting required to print normal address labels in zip code sequence. Supports new larger zip code. Sorts and selects on multiple fields. Labels may be printed in user selectable formats. Includes sort and select utilities \$300/\$25

MAIL LIST - Mailing list maintenance package. No sorting required to print normal address labels in zip code sequence. Supports new larger zip code. Sorts and selects on multiple fields. Labels may be printed in user selectable formats. Includes sort and select utilities \$300/\$25

MAIL LIST - Mailing list maintenance package. No sorting required to print normal address labels in zip code sequence. Supports new larger zip code. Sorts and selects on multiple fields. Labels may be printed in user selectable formats. Includes sort and select utilities \$300/\$25

MAIL LIST - Mailing list maintenance package. No sorting required to print normal address labels in zip code sequence. Supports new larger zip code. Sorts and selects on multiple fields. Labels may be printed in user selectable formats. Includes sort and select utilities \$300/\$25

MAIL LIST - Mailing list maintenance package. No sorting required to print normal address labels in zip code sequence. Supports new larger zip code. Sorts and selects on multiple fields. Labels may be printed in user selectable formats. Includes sort and select utilities \$300/\$25

MAIL LIST - Mailing list maintenance package. No sorting required to print normal address labels in zip code sequence. Supports new larger zip code. Sorts and selects on multiple fields. Labels may be printed in user selectable formats. Includes sort and select utilities \$300/\$25

MAIL LIST - Mailing list maintenance package. No sorting required to print normal address labels in zip code sequence. Supports new larger zip code. Sorts and selects on multiple fields. Labels may be printed in user selectable formats. Includes sort and select utilities \$300/\$25

MAIL LIST - Mailing list maintenance package. No sorting required to print normal address labels in zip code sequence. Supports new larger zip code. Sorts and selects on multiple fields. Labels may be printed in user selectable formats. Includes sort and select utilities \$300/\$25

MAIL LIST - Mailing list maintenance package. No sorting required to print normal address labels in zip code sequence. Supports new larger zip code. Sorts and selects on multiple fields. Labels may be printed in user selectable formats. Includes sort and select utilities \$300/\$25

MAIL LIST - Mailing list maintenance package. No sorting required to print normal address labels in zip code sequence. Supports new larger zip code. Sorts and selects on multiple fields. Labels may be printed in user selectable formats. Includes sort and select utilities \$300/\$25

MAIL LIST - Mailing list maintenance package. No sorting required to print normal address labels in zip code sequence. Supports new larger zip code. Sorts and selects on multiple fields. Labels may be printed in user selectable formats. Includes sort and select utilities \$300/\$25

MAIL LIST - Mailing list maintenance package. No sorting required to print normal address labels in zip code sequence. Supports new larger zip code. Sorts and selects on multiple fields. Labels may be printed in user selectable formats. Includes sort and select utilities \$300/\$25

MAIL LIST - Mailing list maintenance package. No sorting required to print normal address labels in zip code sequence. Supports new larger zip code. Sorts and selects on multiple fields. Labels may be printed in user selectable formats. Includes sort and select utilities \$300/\$25

PEACHTREE SOFTWARE SYSTEMS

GENERAL LEDGER - Records details of all financial transactions. Generates a balance sheet and an income statement. Reviews and records all records on both small businesses and firms performing client wrapup services. Produces reports as follows: Trial Balance, Transactions Registers, Balance Sheet, Prior Year Comparative Balance Sheet, Income Statement, Prior Year Comparative Income Statement and Department Income Statements. Interactive with other PEACHTREE accounting packages. Supplied in source code for Microsoft BASIC. \$990/\$300

ACCOUNTS PAYABLE - Tracks current and aged payables and incorporates a check writing feature. Maintains a complete vendor file with information on purchase orders and discount terms as well as account status. Produces reports as follows: Open Voucher Report, Accounts Payable Aging Report and Cash Requirements. Provides input to PEACHTREE General Ledger. Supplied in source code for Microsoft BASIC. \$990/\$300

ACCOUNTS RECEIVABLE - Generates invoice register and complete monthly statements. Tracks current and aged receivables. Maintains customer file including credit information and account status. The current status of any customer account is instantly available. Produces reports: Accounts Receivable, Invoice Register, Payment and Adjustment Register and Customer Account Status Report. Provides input to PEACHTREE General Ledger. Supplied in source code for Microsoft BASIC. \$990/\$300

PAYROLL - Prepares payroll for hourly, salaried and commissioned employees. Generates monthly, quarterly and annual returns. Prepares employee W-2's, including labels for federal withholding. Generates as well as withholding for all 50 states plus up to 20 cities from pre-computed or user generated tables. Will print checks, Payroll Register, Monthly Summary and Unemployment Tax Report. Provides input to PEACHTREE General Ledger. Supplied in source code for Microsoft BASIC. \$990/\$300

INVENTORY - Maintains detailed information on all inventory items including part numbers, description, unit of measure, vendor and reorder data, item activity and complete information on current item costs, pricing and sales. Produces reports: Physical Inventory Worksheet, Inventory Price List, Departmental Summary Report, Inventory Status Report, the Reorder Report and the Period-to-Date and Year-to-Date reports. Supplied in source code for Microsoft BASIC. \$1,190/\$330

MAILING ADDRESS - Keeps track of name and address information and allows the selective printing of this information in the form of mailing labels. Includes address labels. Allows the user to tailor the system to his own particular requirements. User-defined format and print-out system uses a special format file service. Labels how to print, mail, file, edit or address labels. Standard format files are included with system. Automatic sorting of data uses indexed file management routines which allow the user to address information to be sequentially retrieved and printed without file sorting. Supplied in source code for Microsoft BASIC. \$790/\$330

GRAHAM-DORIAN SOFTWARE SYSTEMS

GENERAL LEDGER - An on-line system, no batching required. Entries to either GRAHAM-DORIAN accounting packages are automatically posted. User establishes customized G.O.A. Provides transaction register, record of journal entries, trial balances and monthly closings. Keeps 14 month history and provides comparison of current year with previous year. Requires CBASIC-2. Supplied in source code. \$995/\$335

ACCOUNTS PAYABLE - Maintains a list and check register. Performs cash flow analysis. Flexible - writes checks to specific vendor for certain invoices or can make partial payments. Automatically posts to G.O.A. Requires CBASIC-2. Supplied in source code. \$995/\$335

ACCOUNTS RECEIVABLE - Creates trial balance reports, prepares statements, aged accounts and records receivable. Provides complete information describing customer payment activity. Receipts can be posted to different ledger accounts. Entries automatically update G.O.A. Requires CBASIC-2. Supplied in source code. \$995/\$335

PAYROLL SYSTEM - Maintains employee master file. Computes payroll withholding for FICA, Federal and State taxes. Prints payroll register, checks, quarterly reports and W-2 forms. Can generate ad hoc reports and employee form letters with mail labels. Requires CBASIC-2. Supplied in source code. \$995/\$335

INVENTORY SYSTEM - Captures stock levels, costs, sources, sales, ages, turnover, markup, etc. Transaction information may be entered for reporting by salesman, unit of sale, date of sale, etc. Reports available both for accounting and management. Requires CBASIC-2. Supplied in source code. \$995/\$335

JOB COSTING - Designed for general contractors. To be used interactively with other GRAHAM-DORIAN accounting packages for tracking and analyzing expenses. User establishes customer, job categories and job phases. Permits comparison of actual versus estimated costs. Automatically updates GRAHAM-DORIAN General Ledger or runs as stand alone system. Requires CBASIC-2. Supplied in source code. \$995/\$335

Sample Program Disk For Each Graham-Dorian Business Package. Specify Package. \$45

The sale of each proprietary software package conveys a license for use on one system only. Prices F.O.B. Fort Worth, Tex. Shipping, handling and C.O.D. charges extra.

MICROSOFT PRODUCTS

BASIC-80 - Disk Extended BASIC, ANSI compatible with long variable names, WHILE/END, chaining, variable length and address file records. \$350/\$25

BASIC COMPILER - Language compatible with BASIC-80 and 3-10 times faster execution. Produces standard Microsoft relocatable binary output. Includes MACRO-80. Also linkable to FORTRAN-80 or COBOL-80 code modules. \$395/\$25

FORTRAN-80 - ANSI 66 (except for COMPLEX) plus many extensions. Includes relocatable object compiler, linking loader, library with manager. Also includes MACRO-80 (see below). \$500/\$25

COBOL-80 - Level 1 ANSI 74 standard COBOL plus most of Level 2. Full sequential, relative, and indexed file support with variable file names. STRING, UNSTRING, COMPUTE, VARYING/UNTIL, EXTEND, COPY, COPY, SPLIT, 3-dimensional arrays, compound and abbreviated conditions, nested IF. Powerful interactive screen-handling extensions. Includes compatible assembler, linking loader, and relocatable library manager as described under MACRO-80. \$750/\$25

MACRO-80 - 8080/286 Macro Assembler. Intel and Zilog mnemonics supported. Relocatable linkable output. Loader, linker, debugger and Cross Reference List utilities included. \$150/\$25

XMCR0-80 - 8086 cross assembler. All Macro and Mnemonic supported from Intel ASM86. Compatible with shell available. \$300/\$25

PASCAL/M* - Compiler generates P code from extended language, implementation of standard PASCAL. Supports overlay structure through additional procedure calls and the SEGMENT procedure type. Provides convenient string handling capability with the added variable type STRING. Untyped files allow memory image I/O. Requires 56K CP/M. \$150/\$20

PASCAL/M-2 - 286 native code PASCAL compiler. Produces optimized, ROMable re-entrant code. All interacting to CP/M. Includes the support libraries, CP/M files I/O and assembly language interface. Real variables can be BCD, software floating point, or AMD 9511 hardware floating point. Version 3 includes Enumeration and Macro. Requires CP/M and Z80 CPU. \$150/\$25

PASCAL/M* - Subset of standard PASCAL. Generates ROMable 8080 machine code. Symbolic debugger included. Supports standard libraries, CP/M files I/O and assembly language interface. Real variables can be BCD, software floating point, or AMD 9511 hardware floating point. Version 3 includes Enumeration and Macro. Requires CP/M and Z80 CPU. \$150/\$25

CBASIC-2 - Disk Extended BASIC - Non-interactive BASIC with pseudo-code variables and run-time interpreter. Supports full file control, chaining, and extended precision compiler, etc. \$110/\$15

BSTAM - Utility to link one computer to another also equipped with BSTAM. Allows to transfer at full data speed (no conversion to hex), with CRC block control check for very reliable error detection and automatic retry. For use with CP/M and Z80 CPU. Expansion to send *COM, etc. 9600 baud with wire. 300 baud with phone connection. Both ends need one. Standard and 80 versions can talk to one another. \$150/\$55

SELECTOR III-C2 - Data Base Processor to create and maintain multi-Key data bases. Prints formatted sorted reports with numerical summaries or mailing labels. Comes with sample applications, including Sales Activity, Inventory, Payables, Receivables, Check Register, and Client/Patient Appointments, etc. Requires CBASIC-2. Supplied in source code. \$349/\$220

SELECTOR - General Ledger option to SELECTOR III-C2. Interactive system provides for customized G.O.A. Unique chart of transaction types insure proper double entry bookkeeping. Generates balance sheets, P&L statements and journals. Two year record keeping for statement of changes in financial position report. Supplied in source code. Requires SELECTOR III-C2. CBASIC-2 and 52K system. \$150/\$25

TEXTWRITER III - Text formatter to justify and paginate letters and other documents. Special features include intention of text during execution from other disk files or console, permitting recipe documents to be created from linked fragments on other files. Has facilities for sorted index, table of contents and footnote insertion. Ideal for contracts, manuals, etc. Now compatible with Electric Fence! prepared files. \$125/\$20

FORMATS AVAILABLE:
(A) TRS-80 Model I (M) Keys Only
(B) TRS-80 Model II
(C) TRS-80 Model III (M) Keys Only
(D) HEATHKIT I/88 (M) Keys Only
(E) SUPER BRUN OD
(G) STANDARD UNIMPLEMENTED

(M) Modified version available for use with CP/M as implemented on Heath and TRS-80 Model I computers.

(T) For all (T) items listed above, the recommended system configuration consists of 48K CP/M 2 full disk drives, 24 x 80 CRT and 132 column printer.

PROGRAMMING IN PASCAL
by Peter Grogono
- An Excellent Introduction to One of the Fastest Growing Programming Languages Today
- Sections on Procedures and Files PLUS a Chapter on Dynamic Data Structures such as Trees and Linked Lists
The text is arranged as a tutorial, containing both examples and exercises to increase reader proficiency in PASCAL. Concepts are illustrated by examples, ranging from the Tower of Hanoi problem to circumscribing a circle about a triangle. PROGRAMMING IN PASCAL is sure to hold the reader's attention.
Stock No. #823 Price \$14.95

UCSD Reference Book
- A Reference Guide to the Complete UCSD PASCAL System
- Provides Information on Compiler, Basic, Assembler and Editor
- Lists Actual P-Machine Codes
The reference book can be a valuable and time-saving guide to the UCSD PASCAL system. The easy-to-read manual provides fast access to pertinent data.
Stock No. #826 Price \$25.90

FMG's LIBRARY:

PASCAL USER MANUAL & REPORT
(2nd Edition) by K. Jensen and N. Wirth
- Tutorial Manual and Concise Reference Report for Both Programmers and Implementations
- Includes Helpful Examples to Demonstrate the Various Features of PASCAL
The book consists of two parts: the user manual and the revised report. The manual is directed to those who have some familiarity with computer programming and who wish to get acquainted with the PASCAL language. The report defines standard PASCAL, which constitutes a common base between various implementations of the language.
Stock No. #821 Price \$9.95

PASCAL PRIMER Problem Solving
This book has three major goals:
- To introduce all aspects of the programming and problem solving process (including problem specification and organization, algorithms, coding, debugging, testing, documentation and maintenance).
- To teach good programming style and how to produce a high quality finished product, and
- To teach the syntax of the PASCAL programming language.
Numerous examples are employed throughout the text. PASCAL is used as a vehicle to teach various aspects of programming techniques.
Stock No. #824 Price \$16.95

Microcomputer Problem Solving Using Pascal
by Kenneth L. Bowles
- A Book Designed for Both College Courses AND Individual Study
- Ideal for use with UCSD PASCAL
- Includes Extensions to Standard PASCAL
This book is designed both for introductory courses in computer problem solving and the technician and support categories level, and for individual self-study. It includes many examples and actually executable programs. It includes information on the necessary functions and procedures for handling graphics and strings.
Stock No. #822 Price \$14.95

BEGINNER'S MANUAL FOR UCSD PASCAL SYSTEM
- An Excellent Introduction to UCSD PASCAL
- Demonstrates How to Use the UCSD PASCAL System and How to Program in PASCAL
- Includes Many Practical Examples of PASCAL Programs
This book is intended to be used as an introduction and reference manual for people just beginning to use the UCSD PASCAL Software. Whether you are a beginner or an experienced programmer who is unfamiliar with UCSD PASCAL, this book will provide a relatively easy, yet thorough, introduction to UCSD PASCAL.
Stock No. #825 Price \$11.95

THE LEAST EXPENSIVE PROGRAMS YOU CAN BUY.

Up to 77 high-quality programs for TRS-80, only \$10.95

NewBasic—expands disk basic

Now configure your Basic to do any or all of the following:

- Convert decimal to hex, and vice versa, provide character representation for each, or the hex-dec number of any character
- Blinking cursor
- Repeat key
- Audible key entry (each key makes a sound)
- Directory command from Basic
- Disk load and disk run command file
- Graphic functions, including drawing blocks, lines, filling in blocks
- Lowercase driver
- RS232 driver (LPRINT-LLIST)
- Call function, hex-order number will execute subroutine
- Spooler and despooler
- Print toggle, LPRINTS your video display
- Find (locate a Basic command or string)

Modular Software Associates \$24.95 (\$26.45 CA)

Level II Tapes

'Tiny' Pascal runs on any 16K Level II system, includes the programming structuring capabilities of full Pascal, but not data structuring.

Able to compile Z-80 machine code, programs run about 5X faster than Level II Basic—graphics run eight times faster! Requires use of T-Bug (or Tape 7) and ETASM.

Tape 3, People's Pascal	\$19.95
Tape 1, 34 buis., edu., game progs.	\$10.95
Tape 2, 77 programs from Osborne book: Some Common Basic Programs	\$10.95
Tape 5, 24 buis., edu., game progs.	\$10.95
Tape 7, 31 buis., edu., game progs.	\$10.95
Tape 8, 40, inc. 4X tape speedup	\$10.95

PASPATCH

PasPatch, Tape 6P, makes Tandy tiny Pascal a powerful disk system!

Also works with CIE Tape 6 (no longer available) and Supersoft tiny.

Modular Software Assoc. \$15.95

SuperPIMS—People's Database

PIMS has been greatly speeded up and simplified, with machine-language sorts, key debounce, optional automatic lowercase (no keying, no hardware mod) on labels or reports. Up to 20 fields, limited by 240-character maximum per record. Easy to revise, add records, split or merge files, sum or average any fields. Customized for tape, tape & disk, Zoom, TCB Poor Man's Floppy, B17, Stringy Floppy—all on one tape! As mailing labels program, easily manages 20,000 list. CIE does! Advanced labels module to come, \$24.95, making system most powerful mailer available!

program (CIE) \$15.95 (\$16.95 CA)
book (SCELBI) \$11.95 (\$12.67 CA)

Tiny Payroll

We've taken it from Computer Programming for the Complete Idiot, thus a whole book of documentation! For all above systems.

CIE \$10.95 (CA \$11.61)
Book, documents Tiny Payroll \$5.95

Games for color TRS-80

Modular Software Assoc. tape contains:

- PONG-80
- ENTRAP
- DEMOLISH (like Breakout)
- TRAFFIC (Grand Prix auto race)
- BETA TREK space game
- SHUTTLE (rocket ship game).

\$19.95 (\$20.55 CA)

Word Processing Newsletter

Want to really USE your computer? Then word processing is for you. Let your computer show you how much easier writing can be.

Learn about the new 510 cps 'non-daisy' that at 10X daisy speed gives correspondence quality, at less than twice the cost. Too slow? The really fast guys are coming. How about 30 11x14 typeset-quality documents per minute? Maybe you could use the same 'printer' as a copier.

How about an inexpensive (\$169) magnetic card reader-writer that would let you input mail addresses, letter paragraphs, even small programs?

Read about all this and more in Low Cost Word Processing, the only newsletter about word processing using your personal computer. Just \$15 for 12 issues.

All orders charge card, check or m.o.
Calif. residents add 6 pct tax. Dealer inq. invited
Overseas, add \$1 per tape postage

COMPUTER INFORMATION EXCHANGE

Box 159

San Luis Rey CA 92068 ✓22

```

10 CLEAR500
15 CLS
25 PRINT STRING$(63,61)
30 PRINT"TALLYING CORRECT & INCORRECT ANSWERS."
31 PRINT"    EXAMPLE 2: REPRINTING PROBLEMS MISSED."
35 PRINT STRING$(63,61)
40 PRINT "PRESS <ENTER> TO BEGIN.":INPUT A$
45 N=N+1
50 X=RND(10)-1:Y=RND(10)-1:B=X+Y
55 CLS
60 PRINT@7*64, X;" + ";Y;" = ";:INPUT A
65 IF A=B THEN 85
70 PRINT"SORRY, WRONG ANSWER!"
75 W=W+1
80 PRINT"PRESS <ENTER>":INPUT A$:GOTO 55
85 PRINT"THAT'S RIGHT!"
90 R=R+1
95 IF N>4 THEN 105
100 PRINT"PRESS <ENTER>":INPUT A$:GOTO 45
105 PRINT"YOU GOT";R;" RIGHT AND";W;" WRONG."
110 FOR X=1 TO 1000:NEXT
115 PRINT@7*64,"THIS IS THE END OF THE LESSON."
120 PRINT"GOOD-BYE FOR NOW."
125 PRINT"GO BACK TO YOUR CLASS."
130 FOR X=1 TO 2000:NEXT 'USE 9000 IN PRACTICE
135 N=0:R=0:W=0
140 GOTO 45
145 END

```

Program Listing 5

```

10 CLEAR500
15 CLS
25 PRINT STRING$(63,61)
30 PRINT"TALLYING CORRECT & INCORRECT ANSWERS."
31 PRINT"    EXAMPLE 3: REPRINTING PROBLEMS MISSED."
32 PRINT"    CORRECTING THE TALLY."
35 PRINT STRING$(63,61)
40 PRINT "PRESS <ENTER> TO BEGIN.":INPUT A$
45 N=N+1: W1=0
50 X=RND(10)-1:Y=RND(10)-1:B=X+Y
55 CLS
60 PRINT@7*64, X;" + ";Y;" = ";:INPUT A
65 IF A=B THEN 85
70 PRINT"SORRY, WRONG ANSWER!"
71 W1=W1+1
75 IF W1=1 THEN W=W+1
80 PRINT"PRESS <ENTER>":INPUT A$:GOTO 55
85 PRINT"THAT'S RIGHT!"
95 IF N>4 THEN 105
100 PRINT"PRESS <ENTER>":INPUT A$:GOTO 45
105 PRINT"YOU GOT";5-W;" RIGHT AND";W;" WRONG."
110 FOR X=1 TO 1000:NEXT
115 PRINT@7*64,"THIS IS THE END OF THE LESSON."
120 PRINT"GOOD-BYE FOR NOW."
125 PRINT"GO BACK TO YOUR CLASS."
130 FOR X=1 TO 2000:NEXT 'USE 9000 IN PRACTICE
135 N=0:R=0:W=0
140 GOTO 45
145 END

```

Program Listing 6

```

10 CLEAR500
15 CLS
25 PRINT STRING$(63,61)
30 PRINT"KEEPING RECORDS"
31 PRINT"    EXAMPLE 1: ON THE SCREEN AT THE END OF THE LESSON."
35 PRINT STRING$(63,61)
40 PRINT "PRESS <ENTER> TO BEGIN.":INPUT A$
45 N=N+1: W1=0
50 X=RND(10)-1:Y=RND(10)-1:B=X+Y
51 B$=STR$(X)+" "+STR$(Y)
55 CLS
60 PRINT@7*64,B$, " = ";:INPUT A
65 IF A=B THEN 85
66 D=D+1:D$(D)=B$
70 PRINT"SORRY, WRONG ANSWER!"
71 W1=W1+1
75 IF W1=1 THEN W=W+1
80 PRINT"PRESS <ENTER>":INPUT A$:GOTO 55
85 PRINT"THAT'S RIGHT!"

```

Program continues

Games from BIG FIVE will turn your computer into a


TRS-80 HOME ARCADE

SUPER NOVA[©]




If you and your TRS-80 have longed for a fast-paced arcade-type game that is truly a challenge, then **SUPER NOVA** is what you've been waiting for. In this two player machine-language game, large asteroids float ominously around the screen. Suddenly your ship appears and you must destroy the asteroids before they destroy you! (But watch out because big asteroids break apart into little ones.) The controls that your ship will respond to are thrust, rotate, hyperspace, and fire. All right! You've done it! You've cleared away all the asteroids! But what is that saucer with the laser doing? Quick! You must destroy him fast because that guy's accurate!

GALAXY INVASION[©]



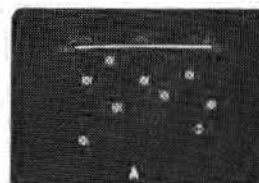
The sound of the klaxon is calling you! Cruel and crafty invaders have been spotted in battle formation warping toward Earth at an incredible speed. Suddenly, your ship materializes just below the huge flock of invaders. Quickly and skillfully you shift right and left as you carefully fire your lasers at them. But watch out! A few are breaking out of the convoy and flying straight at you! As the whine of their engines gets louder, you place your finger on the fire button knowing all too well that this shot must connect—or your mission will be permanently over! With sound effects!

ATTACK FORCE[©]



Your TRS-80 screen has been transformed into a maze-like playfield for this game. As your ship appears on the bottom of the screen, eight alien ramships appear on the top. All of them are traveling at flank speed directly at you! Quickly and boldly you move toward them and fire missiles to destroy them. But the more aliens you destroy, the faster the remaining ones become. If you get too good you must endure the wrath of the keeper of the mazelike field: the menacing "Flagship". You must destroy him fast because, as you will find out, that guy's accurate! With sound effects!

COSMIC FIGHTER[©]



With thousands of stars whizzing by you, your **SPACE DESTROYER** ship comes out of hyperspace directly under a convoy of aliens. Almost effortlessly, you skillfully destroy every last one. But before you can congratulate yourself, another set appears. These seem to be slightly more intelligent than the first set. Quickly you eliminate all of them, too. But your fuel supply is rapidly diminishing. You must still destroy two more sets before you can dock with your space station. All right! The space station is now on your scanners! Oh no! Intruders have overtaken the station! You must skillfully fire your neutron lasers to eliminate the intruders from the station before your engines run out of fuel and explode! With sound!

METEOR MISSION II[©]



As you look down on your space viewer you can see the stranded astronauts that are crying out for you to rescue them. But first you must maneuver your shuttle down through the asteroids & meteors before you can reach them. Great! You've got one! But now can you get back to the space station to save your fellow shipmate or will you crash and kill both of you? You can fire your lasers to destroy the asteroids, but watch out, because there could be an alien **FLAGSHIP** lurking behind! Includes sound effects!



NEW JOYSTICKS!

For \$39.95 it's now possible to have the famous ATARI joystick interfaced with your Model 1. All of our tapes are now completely compatible with the joystick. Packaged with complete instruction, you can even use it with your own programs! If your old tapes do not say "Joystick Version" on them and you wish to exchange them for new Joystick versions, enclose \$2 and your old tape. (Call or write for info on Mod 3 joysticks.)

BIG FIVE SOFTWARE

P.O. Box 9078-185, Van Nuys, California 91409

For MC/Visa or COD orders, call (213) 782-6861 from 9am-5pm Pacific time.

Prices per game: Level 2, 16K Mod 1/Mod 3—\$15.95

Level 2, 16K Mod 1/Disk—\$17.95

10% discount for 2 items, 15% for 3 or more. (Including Joystick)

Please add \$1.50 postage/handling, Calif. residents add 6% tax.

All games are written in machine language and supplied on cassette.

Disk versions save high scores to your TRSDOS or NEWDOS diskette.

Cassette versions require 16K memory, disk versions require 32K.

We accept checks, money orders, and MC/Visa orders.

All games ©1980 by Bill Hogue & Jeff Konyu.

TRS-80 & TRSDOS are trademarks of Tandy Corp.

NEWDOS is a trademark of Apparat, Inc.

Dealer inquiries invited.

```

95 IF N>4 THEN 105
100 PRINT"PRESS <ENTER>":INPUT A$:GOTO 45
105 PRINT"YOU GOT";5-W;" RIGHT AND";W;" WRONG."
106 IF W>0 PRINT:PRINT"COPY AND STUDY:"ELSE 115
107 FOR D=1 TO W:PRINT D$(D):NEXT
110 PRINT"PRESS <ENTER> WHEN YOU ARE FINISHED...":INPUT A$
115 CLS:PRINT@6*64,"THIS IS THE END OF THE LESSON."
120 PRINT"GOOD-BYE FOR NOW."
125 PRINT"GO BACK TO YOUR CLASS."
130 FOR X=1 TO 2000:NEXT 'USE 9000 IN PRACTICE
135 N=0:W=0:D=0
140 GOTO 45
145 END

```

Program Listing 7

```

10 CLEAR500
15 DIMD$(20)
20 CLS
30 PRINT STRING$(63,61)
35 PRINT"KEEPING RECORDS"
40 PRINT" EXAMPLE 2: SHOWING NEW LEVEL TO WORK ON."
45 PRINT STRING$(63,61)
50 PRINT "PRESS <ENTER> TO BEGIN.":INPUT A$
55 CLS
60 PRINT@6*64,"TO THE STUDENT:"
65 INPUT"WHAT LEVEL ARE YOU ON";L
70 IF L<1 OR L>5 PRINT"TYPE YOUR LEVEL, 1 TO 5.":GOTO 60
75 N=N+1: W1=0
80 ON L GOTO 85,90,95,100,105
85 X=RND(3)-1:Y=RND(3)-1:GOTO 110
90 X=RND(3)-1:Y=RND(2)+2:GOTO 110
95 X=RND(2)+2:Y=RND(5)+2:GOTO 110
100 X=RND(5)+2:Y=RND(7)+2:GOTO 110
105 X=RND(6)+3:Y=RND(6)+3
110 B=X+Y
115 B$=STR$(X)+" "+STR$(Y)
120 CLS
125 PRINT@6*64,B$;" = "":INPUT A
130 IF A=B THEN 160
135 D=D+1:D$(D)=B$
140 PRINT"SORRY, WRONG ANSWER!"
145 W1=W1+1
150 IF W1=1 THEN W=W+1
155 PRINT"PRESS <ENTER>":INPUT A$:GOTO 110
160 PRINT"THAT'S RIGHT!"
165 IF N>4 THEN 175
170 PRINT"PRESS <ENTER>":INPUT A$:GOTO 75
175 PRINT"YOU GOT";5-W;" RIGHT AND";W;" WRONG."
180 IF W>0 PRINT:PRINT"COPY AND STUDY:"ELSE 195
185 FOR D=1 TO W:PRINT D$(D):NEXT
190 PRINT"PRESS <ENTER> WHEN YOU ARE FINISHED...":INPUT A$
195 CLS:PRINT@6*64,"THIS IS THE END OF THE LESSON."
200 IF W<3 AND L=5 PRINT"CONGRATULATIONS! YOU'RE DONE!":GOTO 215
205 IF W<3 PRINT"NEXT TIME WORK ON LEVEL";L+1;".":GOTO 215
210 PRINT"NEXT TIME WORK ON LEVEL";L;".
215 PRINT"GOOD-BYE FOR NOW."
220 PRINT"GO BACK TO YOUR CLASS."
225 FOR X=1 TO 1000:NEXT 'USE 9000 INSTEAD OF 1000 IN REAL PROGRA
M
230 N=0:W=0:D=0
235 GOTO 55
240 END

```

Program Listing 8

5. Line 205 is for the student who misses less than two and will move up a level. Line 210 keeps the student at the same level because he missed more than two problems at his current level.

Record Saving

The record keeping methods illustrated up to now are displayed on the screen, and will be lost when the next student starts to use the program or the computer is turned off. A simple procedure for saving such records is to have the student copy the infor-

mation off the screen onto a record card of some sort. In practice, this method has proved effective. The student or the teacher can then use the information as a diagnosis of the student's work, as a guide to the level to work on next, or to determine whether the student needs instruction by the teacher. If you are concerned that the student may not accurately copy the information, I can assure you that this is rare in actual practice. However, there will be times when you want permanent records maintained by the computer.

You should give the teacher the option of using any of the record keeping systems you are offering. See Program Listing 9.

Lines 2100-2125 contain the instructions for using a printer. Lines 2200-2225 tell the user how to prepare a data tape to receive the information. Lines 2300 and 2305 are very brief instructions related to a disk file. Lines 2400-2415 describe the student maintenance of the record without any permanent record being made. Lines 2500-2510 allow the user to change his mind if he may have selected an inappropriate method for record keeping. Lines 95 and 145 send the program to the subroutine in lines 3000 to 4000, that take care of record keeping each time something must be recorded.

Note that in lines 90 and 140 the strings N\$ and B\$ are saved in X\$; in line 3005, X\$ is converted to R\$. This is to permit the record systems to use the same variable name (R\$) regardless of which variable is being recorded at the moment. This technique is necessary when the number of items recorded for each student is itself a variable.

In other words, if John misses three, Mary misses five, and Tony misses none, you need a routine to handle the different number of records for each child. One way would be to record correct answers as well as incorrect, so that each child would have the same number of records following his name.

I have chosen to illustrate the procedure for using a variable number of records because I think it illustrates a simpler and more powerful use of data recording methods (Program Listing 9).

Line 3100 immediately prints the data on the printer. Lines 3200-3215 save data on a cassette tape. CMD'T' and CMD'R' are necessary when using a disk operating system simultaneously with a cassette tape: these commands turn the real-time clock off and on. You must do this because the ticking of the clock interferes with the data going to or from the tape.

Lines 3300-3315 save data to a sequential file on a disk, using the Apparat Disk Operating System. TRSDOS is far more complicated because it does not add data to a sequential file. (See pg. 7-62 of the Radio Shack TRSDOS Manual, Catalog No. 26-2104 for details regarding this problem.)

In both the tape and disk routines, there is only one variable format, R\$, in lines 3205 and 3310.

Lines 120-1390 recover data from the records. Lines 1255-1280 present the steps the teacher must follow to recover data from a tape. Once again, CMD'T' and CMD'R' are necessary to stop the clock. Line 1300 opens the relay that starts the cassette recorder. Without this instruction, the

"If you don't erase the file, it will simply add your new data to the end of the file."

keyboard is disabled until you press the RESET button or turn off the computer.

One interesting benefit of the data tape routine is that you can rewind or fast-forward the tape while it is under the control of the computer feeding data back through an INPUT#-1 command. This feature is especially useful when you have a great deal of data on a tape filed by date, in alphabetical order, or with any other filing system. This works only if you have used just one variable in the PRINT#-1, INPUT#-1, and PRINT statements.

Lines 1350-1385 recover data from the disk file and print it on the screen for review. Once you are finished with the file you must erase it by entering KILL'RECORDS/TXT' while the computer is in DOS mode. If you don't erase the file, it will simply add your new data to the end of the file.

Use of Audio

The cassette recorder that came with your TRS-80 can be used as an ordinary cassette recorder/player, with the added feature of being controlled by the computer. If the play key is depressed and the black plug removed from the ear socket, the recorder can be activated with the command OUT 255,255, and deactivated with OUT 255, 0.

Can you imagine how useful this feature might be with young children? Instructions to operate the computer or to run a program, spelling words, foreign language material, phonics lessons, reading material, questions to be answered, and other aural material can be presented!

How is spelling taught with a computer? You can use either the visual or the aural mode. While most teachers test their students by saying the word and having the student write it, tests that are used nationwide use visual cues only. Thus, it would be wise to provide practice using both modes. I believe that students' test scores are artificially lowered because they are taught in one mode and tested in another.

Here are three test examples commonly found in nationwide tests:

- The TRS-80 is a comp-ter.

Circle the missing part:
oo u ew eu

- Is the word in parentheses spelled correctly?

The TRS-80 is a great (computer).

yes no

- Place a check in front of the word that is spelled correctly:

___ computer
___ compooter
___ computer
___ compewter
___ none of these

```
10 CLEAR 500
15 CLS
25 PRINT STRING$(63,61)
30 PRINT"RECORD KEEPING"
35 PRINT"          EXAMPLE 3: COMPOSITE OF ALL SYSTEMS"
40 PRINT STRING$(63,61)
45 PRINT"PRESS <ENTER> TO BEGIN.":INPUT AS
50 GOSUB1000
55 GOSUB2000
60 CLS:PRINT@6*64,"STUDENT PROGRAM STARTS HERE."
65 PRINT"RECORD KEEPING SELECTION";R
70 PRINT"(THE NEXT INSTRUCTION IS FOR THE STUDENT.)"
75 PRINT"PRESS <ENTER>":INPUT AS
80 CLS:PRINT CHR$(23):PRINT@4*64,"HI, THERE!":PRINT:PRINT"PRESS <E
  NTER>":INPUT AS
85 CLS:PRINT CHR$(23):PRINT@6*64,"WHAT'S YOUR FIRST NAME?":INPUT N
  S
90 XS=NS
95 GOSUB3000
100 N=N+1;W1=0
105 X=RND(10)-1;Y=RND(10)-1;B=X+Y
110 B$=STR$(X)+" "+STR$(Y)
115 CLS
120 PRINT@6*64,B$;" = ":INPUT A
125 IF A=B THEN 165
130 D=D+1;D$(D)=B$
135 PRINT"SORRY, WRONG ANSWER!"
140 XS=B$
145 GOSUB3000
150 W1=W1+1
155 IF W1=1 THEN W=W+1
160 PRINT"PRESS <ENTER>":INPUT AS:GOTO 115
165 PRINT"THAT'S RIGHT, ";NS;"!"
170 IF N>4 THEN 180
175 PRINT"PRESS <ENTER>":INPUT AS:GOTO 100
180 PRINT"YOU GOT";5-W;"RIGHT AND";W;"WRONG."
185 IF W>0 PRINT:PRINT"COPY AND STUDY:"ELSE GOTO 200
190 FOR D=1 TO W:PRINT D$(D):NEXT
195 PRINT"PRESS <ENTER> WHEN YOU ARE FINISHED...":INPUT AS
200 CLS:PRINT CHR$(23):PRINT@6*64,"THIS IS THE END OF THE LESSON."
205 PRINT"GOOD-BYE FOR NOW, ";NS;"."
210 PRINT"GO BACK TO YOUR CLASS."
215 FOR X=1 TO 2000:NEXT 'USE 9000 IN PRACTICE
220 N=0;W=0;D=0
225 GOTO 80
1000 CLS
1005 PRINT@6*64,"FOR PROGRAM INSTRUCTIONS TYPE 1."
1010 PRINT"TO RECOVER DATA TYPE 2."
1015 INPUT S
1020 ON S GOTO 1100,1200
1025 PRINT"TYPE 1 OR 2 PLEASE!!":GOTO 1005
1100 CLS:PRINT@6*64,"<<PROGRAM INSTRUCTIONS TO BE ENTERED HERE.>>"
1190 PRINT:PRINT"PRESS <ENTER>":INPUT AS:RETURN
1205 PRINT@6*64,"TO RECOVER DATA FROM TAPE, TYPE 1."
1210 PRINT"TO RECOVER DATA FROM DISK, TYPE 2."
1215 INPUT T
1220 ON T GOTO 1250,1350
1225 PRINT"TYPE 1 OR 2 PLEASE!!!":GOTO 1205
1250 CLS
1255 PRINT@4*64,"FOLLOW THESE STEPS IN ORDER:"
1260 PRINT"      1. REWIND DATA TAPE."
1265 PRINT"      2. PRESS <PLAY> KEY ON RECORDER."
1270 PRINT"      3. PRESS <ENTER> KEY ON TRS-80."
1280 PRINT"TO ABORT THIS SEQUENCE, TYPE Q."
1285 INPUT AS:IF AS="Q" THEN 1000
1290 CMD"T"
1295 INPUT#-1,RS:PRINT RS
1300 IF RS="END" THEN 1320
1310 GOTO 1295
1320 CMD"R"
1325 PRINT"IF NO ENTRIES APPEAR AFTER A NAME STUDENT GOT 1000%"
1330 END
1350 'FOR NEWDOS ONLY
1355 OPEN"I",1,"RECORDS/TXT"
1360 IF EOF(1) THEN 1380
1365 INPUT#1,B$
1370 PRINT B$
1375 GOTO 1360
1380 CLOSE
1385 PRINT"IF NO ENTRIES APPEAR AFTER A NAME STUDENT GOT 1000%"
1390 END
2000 CLS
2005 PRINT@6*64,:INPUT"DO YOU WANT RECORD KEEPING (Y/N)";AS
2010 IF AS="Y" THEN 2025
2015 IF AS="N" THEN R=4:GOTO 2400
2020 PRINT"ANSWER Y OR N P L E A S E ! !":GOTO 2005
2025 PRINT"TYPE 1 FOR PRINTER."
```

Program continues

Students should have the opportunity to practice with all forms of questions. Are you

If you're looking for
the best prices
in the U.S.A. on



TRS-80[®] MICROCOMPUTERS

We have consistently offered the TRS-80 line at savings up to 20%, which means you can save \$150 to \$1500 by buying directly from Computer Discount of America.

**TRS-80 Model II, 64K System,
with disc drive only \$3385.00**

Other TRS-80 Model II, or Model III computers and systems, Color Computers, and Pocket Computers are in stock at similar savings.

Our savings are as big on expansion interfaces, printers, diskettes - everything for your TRS-80 System.

ATARI[®]
MICROCOMPUTERS



We have the full line of ATARI personal computers and systems, including Models 400 and 800.

The computers, accessories, and hardware are brand new, in factory sealed cartons, and carry a full factory warranty.

Most models are in stock for immediate delivery (usually within 7-10 days), and a price quote is as near as your phone.

So if you're looking for the **best prices in the U.S.A.**, for micro-computers and accessories, call Computer Discount of America, Inc., West Milford, New Jersey 07480. 201-728-8080. **NO TAX ON OUT-OF-STATE SHIPMENTS.**

TOLL FREE 800-526-5313

372
**Computer
Discount
of America**

Authorized TRS-80 dealer. store B-282.

```

2030 PRINT"TYPE 2 FOR DATA TAPE."
2035 PRINT"TYPE 3 FOR DISK SAVE."
2040 PRINT"TYPE 4 FOR STUDENT RECORD KEEPING."
2045 INPUT R
2050 ON R GOTO 2100,2200,2300,2400
2055 CLS:PRINT"TYPE 1, 2, 3, OR 4.":GOTO 2025
2100 IFPEEK(14312)<>63PRINT@13*64,"YOUR PRINTER IS NOT
      READY."
      EITHER TURN IT ON OR CHOOSE ANOTHER ENTRY.":GOTO2045
2105 PRINT@6*64,"BE SURE YOUR PRINTER"
2200 CLS:PRINT@4*64,"PLACE AN ERASED TAPE IN THE RECORDER."
2205 PRINT"BE SURE THE TAPE LEADER IS PAST THE RECORD HEAD..."
2210 PRINT"DEPRESS THE <PLAY> AND <RECORD> KEYS."
2215 PRINT"LEAVE THEM DEPRESSED UNTIL ALL STUDENTS HAVE FINISHED."
2220 PRINT:PRINT"AFTER THE LAST STUDENT HAS FINISHED"
2225 PRINT"TYPE 'END' WHERE STUDENT'S NAME IS ASKED FOR."
2230 GOTO 2500
2300 CLS:PRINT@6*64,"BE SURE THERE IS A DISK IN THE DRIVE"
2305 PRINT"AND THAT IT HAS ROOM FOR THE FILE ON IT."
2310 GOTO 2500
2400 CLS:PRINT@4*64,"THE STUDENT'S RECORD WILL BE PRINTED"
2405 PRINT"ON THE SCREEN AT THE END OF HIS LESSON."
2410 PRINT"BE SURE THE STUDENT UNDERSTANDS HE IS TO"
2415 PRINT"COPY IT AND HAS MATERIALS FOR THIS."
2500 PRINT:PRINT"IF YOU WANT TO CHANGE YOUR MIND TYPE 1."
2505 PRINT"OTHERWISE PRESS <ENTER>"
2510 INPUT AS:IF AS="1" THEN 2000
2515 RETURN
2520 END
3000 'RECORD KEEPING METHODS
3005 RS=XS
3010 ON R GOTO 3100, 3200, 3300, 3320
3100 LPRINT RS
3105 RETURN
3200 CMD"T"
3205 PRINT#-1,RS
3210 CMD"R"
3215 RETURN
3300 'FOR NEWDOS ONLY
3305 OPEN"E",1,"RECORDS/TXT"
3310 PRINT#1,RS
3315 CLOSE
3320 RETURN
4000 END

```

Program Listing 9


```

10 ' PROGRAM COPYRIGHT 1979
15 ' BY JEROME I. WEINTRAUB
20 ' EL CAJON, CA.
25 ' WORDS IN DATA FROM "BASIC SPELLING"
30 ' PUB. BY J. B. LIPPINCOTT COMPANY
35 INPUT"HOW FAST";H1 'REPLACE THIS LINE WITH H1=7100
40 DIMA$(2000)
45 CLS:PRINT CHR$(23)
50 PRINT@6*64,"PLEASE REWIND THE CASSETTE TAPE."
55 PRINT"I'LL WAIT FOR YOU..."
60 OUT 255,255
65 FOR Z=1 TO H1:NEXT
70 OUT 255,0
75 CLS
80 PRINT CHR$(23)
85 PRINT@6*64,"TIME FOR SPELLING!"
90 PRINT:PRINT"TYPE YOUR NAME, PLEASE..."
95 INPUT ES
100 PRINT:INPUT"WHAT LESSON ARE YOU ON (1-11)";A
105 IF(A<1)OR(A>11)THEN 100
110 D=10*(A-1)+1
115 C=0:CLS:PRINT CHR$(23)
120 PRINT@6*64,"PRESS THE PLAY KEY"
125 PRINT"ON THE CASSETTE PLAYER."
130 PRINT:PRINT"PRESS ENTER WHEN YOU ARE READY.":INPUT AS
135 PRINT"TYPE THE WORD YOU HEAR"
140 PRINT"NEXT TO THE NUMBER"
145 PRINT"ON THE SCREEN."
150 N=0:F=D-1
155 FOR C=1 TO D+9
160 READ A$(C)
165 NEXT C
170 FOR E=D TO D+9:BS=""
175 F=F+1
180 OUT 255,255
185 FOR H=1 TO H1:NEXT
190 OUT 255,0
195 PRINT CHR$(23)

```

Program continues

KEYS TO PRODUCTIVITY



If you plan, make, use, or buy computer systems or services, you can't afford to miss the upcoming **National Computer Conference**, McCormick Place, Chicago, May 4-7.

The theme of this year's conference is "Keys to Productivity", how to use computers and computer services to help increase output and control costs.


Come see the latest in new equipment and money-saving techniques at over 300 exhibits. Take your pick of over 100 technical sessions and 21 Professional Development Seminars. Enjoy the Personal Computing Festival, now a part of the main conference.

Save time. Save money. Pre-register now for the most dynamic NCC ever. You can:

- Avoid long registration lines
- Save \$15 on the full 4-day program
- Secure preferential housing and discount travel.

For Conference Information, call or write **National Computer Conference c/o AFIPS, P.O. Box 9658, 1815 N. Lynn Street, Arlington, VA 22209, (703) 558-3610.**

For discount air fares, airline reservations, hotel and show information, or to pre-register, call toll-free (800) 556-6882.



"By using the OUT function to control the cassette recorder, you can help the student learn orally as well as visually."

```

200 PRINT F;:INPUT B$:IF B$=""THEN 200
205 IF B$<>AS(E) THEN N=N+1:AS(N)=AS(E):GOSUB 325
210 IF N=5 THEN 270
215 NEXT E
220 PRINT"VERY GOOD, ";E$;". "
225 IF N>0 THEN 245
230 PRINT"YOU GOT A PERFECT SCORE!!!"
235 PRINT "10 OUT OF 10!!"
240 GOTO 260
245 PRINT"YOU GOT ONLY";N;"WRONG"
250 PRINT"OUT OF 10!!"
255 PRINT"STUDY...":FOR G=1 TO N:PRINTAS(G):NEXT G
260 PRINT"YOUR NEXT LESSON IS NO.":A+1;". "
265 GOTO 285
270 CLS:PRINT CHR$(23):PRINT"THAT'S ALL FOR TODAY."
275 PRINT"STUDY...":FOR G=1 TO N:PRINTAS(G):NEXT G
280 PRINT"YOUR NEXT LESSON IS NO.":A;". "
285 PRINT"TELL YOUR TEACHER."
290 PRINT"GOODBYE, ";E$;". "
295 FOR X=1 TO H1:NEXT
300 CLS:PRINT CHR$(23)
305 PRINT@6*64,"INSTRUCTIONS:"
310 PRINT:PRINT:PRINT"PLEASE TYPE RUN AND"
315 PRINT"PRESS <ENTER> KEY."
320 END
325 CLS:PRINT CHR$(23)
330 PRINT"THE WORD IS...":AS(N);". "
335 PRINT:PRINT"TYPE IT ONCE"
340 PRINT"AFTER EACH ? MARK."
345 FOR L=1 TO 5:CS=""
350 INPUT CS
355 PRINT CS;:IF CS<>AS(N) PRINT" IS WRONG. TYPE ";AS(N);". ":GOTO
    350
360 PRINT" IS RIGHT, ";E$;"!"
365 IF L=5 PRINT"READY FOR THE NEXT WORD..."
370 NEXT L
375 RETURN
380 END
500 DATA INK,OCTOBER,BRICK,ACT,MARKET,TICKET,ARITHMETIC
505 DATA BUCKET,STRIKE,BLANKET,SUBTRACT,INSECT,SUBJECT
510 DATA ACRE,ARCTIC,DRINK,THINK,CRICKET,THICKET
515 DATA BISECT,DISSECT,TRACTOR,ATTRACTIVE,ACREAGE
520 DATA ACTIVITY,SECTION,COUNTERACT,ANTARCTIC
525 DATA PEOPLE,FRIEND,SUIT,FRUIT,BUILT,MOVIE,BUILD
530 DATA FIELD,PIECE,JUICE,POEM,CHIEF,BRUISE
535 DATA SHIELD,POETRY,BUILDING,BRUISE,SHIELDING
540 DATA WIELD,YIELD,FRIENDLY,CHIEFLY,PEACE
545 DATA FIERCE,SUITABLE,JUICY,CRUISE,HANDKERCHIEFS
550 DATA SON,MONDAY,BECOME,OVEN,MONTH,FRONT,TON
555 DATA DOZEN,BOTTOM,APRON,DOCTOR,SECOND,RIBBON
560 DATA BUTTON,COMPANY,NAPKIN,PERSON,PRISON
565 DATA PHANTOM,COMPANION,ACCUSTOM,MILLION,WEAPON
570 DATA OPINION,DIAMOND,PIGEON,REASON,POISON
575 DATA EARTH,EARLY,GREAT,LEARN,WEATHER,DEATH
580 DATA HEALTH,THREAD,BREAK,BREAKFAST,INSTEAD
585 DATA HEAVY,STEAK,PEARL,HEARD,STAKE,BRAKE
590 DATA HEAVIER,WHETHER,EARN,EARNESTLY,ENDEAVOR
595 DATA BREATHKING,DEAFENING,DREADFUL,STEADILY
600 END

```

Program Listing 10

one of those persons who has to write a difficult word before you are sure you spelled it correctly? If so, you are a visually oriented speller. Many experts state that spelling is primarily a visual skill, because so many sounds have a variety of spellings. I'm not selling the visual approach today, but it merits more attention than it receives.

In order to use the aural approach with your TRS-80, you need to record the words on a cassette tape and synchronize it with the computer. Follow these instructions:

To ensure proper synchronization, you *must* use leaderless cassette tapes. Many tapes prepared for computer use can be purchased this way. The tape must be leaderless so that you will know almost exactly where the audio will begin when the student activates it. Find a quiet place to work so that no extraneous sound can reach the tape. You can use a watch with a second hand or a stop watch to time your inputs, but I recommend a computer program (illustrated). I say this because I found it confusing to clock the time and record simultaneously; also, the use of a program will insure closer synchronization because the recorder starts and stops gradually, which makes it difficult to time with a watch.

```

10 OUT 255,255
20 PRINT "START DICTATING . . ."
30 FOR X=1 TO 7100 (Approximately 15 seconds)
40 OUT 255,0
50 PRINT "STOP. PREPARE FOR THE NEXT WORD."
60 INPUT "PRESS <ENTER>":AS:
70 GOTO 10

```

Fifteen seconds is enough time to say the word, a sentence containing the word, and the word again: 'INK. . . . WRITE THE LETTER IN INK. . . . INK.' A loop of 1 to 7100 may not come out to exactly 15 seconds, but if you use the same loop in the program as you use recording the words, you will have perfect synchronization, even if it is not a specific number of seconds. The spelling program is shown in Program Listing 10.

Line 35 is a convenience for the programmer. If H1 were set to 7100 while I was writing and debugging the program, I would have had to wait 15 seconds each time a word was asked for. By using a variable, I can set it to zero if I want to, or I can set it to 7100 to test the running of the program.

Lines 50 and 55 instruct the student to rewind the cassette tape. The lesson number is provided in line 100. Lines 120 to 145 are further directions to the student. Lines 60 and 180 turn on the cassette recorder, while lines 70 and 190 turn it off.

By using the OUT function to control the cassette recorder, you can help the student learn orally as well as visually. ■



Check our book pages for the latest books about microcomputers.

PROGRAMMING TOOLS FOR YOUR TRS-80

INSIDE LEVEL II

The Programmers Guide to the TRS-80 ROMS

INSIDE LEVEL II is a comprehensive reference guide to the Level II ROMs which allows the machine language or Basic programmer to easily utilize the sophisticated routines they contain. Concisely explains set-ups, calling sequences, and variable passage for number conversion, arithmetic operations, and mathematical functions, as well as keyboard, tape, and video routines. Part II presents an entirely new composite program structure which loads under the SYSTEM command and executes in both Basic and machine code with the speed and efficiency of a compiler. In addition, the 18 chapters include a large body of other information useful to the programmer including tape formats, RAM usage, relocation of Basic programs, USR call expansion, creating SYSTEM tapes of your own programs, interfacing of Basic variables directly with machine code, a method of greatly increasing the speed at which data elements are stored on tape, and special precautions for disk systems. **INSIDE LEVEL II** is a clearly organized reference manual. It is fully typeset and packed with nothing but useful information. It does not contain questions and answers, ROM dumps, or cartoons. **INSIDE LEVEL II.....\$15.95**

4 SPEED OPTIONS FOR YOUR TRS-80

The SK-2 clock modification allows CPU speeds to be switched between normal, an increase of 50%, or a 50% reduction; selectable at any time without interrupting execution or crashing the program. Instructions are also given for a 100% increase to 3.54 MHz, though the TRS-80 is not reliable at this speed. The SK-2 may be configured by the user to change speed with a toggle switch or on software command. It will automatically return to normal speed any time a disk is active, requires no change to the operating system, and has provisions for adding an LED to indicate when the computer is not at normal speed. It mounts inside the keyboard unit with only 4 necessary connections for the switch option (switch not included), and is easily removed if the computer ever needs service. The SK-2 comes fully assembled with socketed IC's and illustrated instructions. **SK-2.....\$24.95**

TELECOMMUNICATIONS PROGRAM

This machine language program allows reliable high speed file transfers between two disk-based computers over modems or direct wire. It is menu driven and extremely simple to use. Functions include real-time terminal mode, save RAM buffer on disk, transmit disk file, receive binary files, examine and modify UART parameters, program 8 custom log on messages, automatic 16-bit checksum verification of accurate transmission and reception, and many more user conveniences. Supports line printers and lowercase characters. With this program you will no longer need to convert machine language programs to ASCII for transmission, and you will know immediately if the transmission was accurate. **TELCOM.....\$29.95**

PROGRAM INDEX FOR DISK BASIC

Assemble an alphabetized index of your entire program library from disk directories. Program names and free space are read automatically (need not be typed in) and may be alphabetized with a fast Shell/Metzner sort by disk or program. The list may also be searched for any disk, program, or extension; disks or programs added or deleted; and the whole list or any part sent to the printer. Finally, the list itself may be stored on disk for future access and update. 'The best thing since sliced bread' (January issue of '80 Microcomputing). Works with TRSDOS, NEWDOS, and NEWDOS/80. One drive and 32K required. **INDEX.....\$19.95**

RAM SPOOLER AND PRINT FORMATTER

This program is a full feature print formatting package featuring user definable line and page length (with line feeds inserted between words or after punctuation), screen dump, printer pause control, and baud rate selection. In addition, printing is done from a 4K expandable buffer area so that the LPRINT or LLIST command returns control to the user while printing is being done. Ideal for Selectric or other slow printers. Allows printing and processing to run concurrently. Output may be directed to either the parallel port, serial port, or the video screen. **SPOOLER.....\$16.95**

INSTANT ASSEMBLER

The **INSTANT ASSEMBLER** is a new, powerful tape-based editor/ assembler and debugger for the TRS-80 Model I. It features immediate detection of errors as the source code is entered, assembly to memory as well as to tape, a built-in single-stepping debugger, a compactly coded source format that uses 1/3 as much memory as standard source, the ability to produce relocatable code modules, and the ability to link-load independently written modules. In addition, the **INSTANT ASSEMBLER** has many operational features including single stroke entry of DEFB and DEFW, continuous editing of successive lines, alphabetic listing of symbol table, separate commands for listing error lines or the symbol table, block move function, and verification of source tapes.

INSTANT ASSEMBLER includes three separate programs. The assembler itself includes the single-stepper and debugger. In this mode you may have full register displays, decimal or hex entry, forward or backward memory displays, disassembly of object code in memory, memory display in ASCII format, and hex-to-decimal or decimal-to-hex conversion. The single-stepper will step one instruction at a time or at a fast rate to any defined address. During assembly you may quickly switch from assembler to debugger and back again without losing the source code. This makes **INSTANT ASSEMBLER** an excellent learning tool for machine language programming. Also included on the tape are two versions of the linking loader which allow you to write your programs in smaller modules and link them together for final assembly.

INSTANT ASSEMBLER occupies 8375 bytes of memory. In a 16K machine this will leave you more than 7000 bytes which is enough to write assembly language programs of around 2000 bytes. This makes it ideal for users with only 16K machines. While this version was written specifically for tape systems, we will soon have a disk version as well. The instruction manual may be purchased separately for \$5, which will apply towards the purchase of the **INSTANT ASSEMBLER**. **INTASM.....\$29.95**

SINGLE STEP THROUGH RAM OR ROM

STEP80 allows you to step through any Basic or machine language program one instruction at a time, and see the address, hexadecimal value, Zilog mnemonic, register contents, and step count for each instruction. The top 14 lines of the video screen are left unaltered so that the 'target program' may perform its display functions unobstructed. **STEP80** will follow program flow right into the ROMs, and is an invaluable aid in learning how the ROM routines function. Commands include step (trace), disassemble, run in step mode at variable step rate, display or alter memory or CPU registers, jump to memory location, execute a CALL, set breakpoints in RAM or ROM, write SYSTEM tapes, and relocate to any page in RAM. The display may also be routed to your line printer through the device control block so custom print drivers are automatically supported. **STEP80.....\$16.95**

MACHINE CODE FAST FOURIER TRANSFORM

This complete package includes 3 versions of the machine language FFTASM routine assembled for 16, 32, and 48K machines, a short sample Basic program to access them, a 10K Basic program which includes sophisticated interactive graphing and data manipulation, and a manual of instructions and examples. The machine language subroutines use variables defined by a supporting Basic program to make data entry and retrieval extremely fast and easy for custom implementation. They perform 20 to 40 times faster than their Basic equivalent (256 points in 12.5 seconds), and require less than 1550 bytes of memory. The FFT is useful in analyzing stock market and commodity trends as well as for scientific information. **FFTASM.....\$49.95**

DUPLICATE SYSTEM TAPES WITH CLONE

Make duplicate copies of any tape written for Level II. They may be SYSTEM tapes or data lists. The file name, load address, entry point, and every byte (in ASCII format) are displayed on the video screen. **CLONE.....\$16.95**

**MUMFORD
MICRO
SYSTEMS**

144

ORDERING: Complete satisfaction is guaranteed or a full refund will be made. All Model I programs are shipped on cassette unless \$5 is included for a formatted (no system) disk. Include \$1 postage and handling. California residents add 6% sales tax. Visa, MasterCard and COD orders accepted.

Box 435-E Summerland, California 93067 (805) 969-4557

THE PROGRAM STORE

GAMBIET/80



By Win Rens from Microtrend
The new "King of micro chess" is here! Fresh from a victorious introduction at the London Tournament (which included top ranked programs like Sargon II, Rook, Boris, Albatross and Fofner), GAMBLET/80 is rated the best chess program on the market. But don't let its credentials fool you: It is suitable for players at all levels, and is an excellent learning tool as well.

This new champion offers six levels of play, a chess clock (if equipped with RS expansion interface), "take-back" facility, continuous display of moves, and printout capability for recording games. GAMBLET/80 averages 30 moves in 60 minutes in tournament mode — more than twice the speed of Sargon II. And the display not only indicates each move GAMBLET/80 considers, it shows which one is currently best. Play GAMBLET/80 and learn the meaning of the word "awesome!"

16K tape (transferrable to disk)...\$39.95

LORDS OF KARMA

From Avalon Hill
A new adventure through the magical universe of Karma. While just staying alive may be tough enough, the Lords of Karma are watching your every move for deeds of kindness and bravery. You must explore the verdant forests, twisting trails, rugged mountains, and labyrinthine caverns in order to learn their secrets and complete your tasks. If successful, you will earn your place among the Lords, if not...?

48K TRS-80, 32K Pet & Apple II
Tape.....\$19.95

GALAXY INVASION



By Hogue & Konyu from Big-Five
"The rage of the arcades" is now available for TRS-80! Exciting sound effects add to the action as the invaders swoop down to destroy your base. Even while you have your hands full battling the aliens, you have to watch out for the Flagship! Super graphics, super action, super fun!

Level I or II, tape...\$14.95

TRS-80 Level II 16K
unless otherwise
noted



By W. Godwin & D. Knowlton from Acorn
Challenge the world's highest mountain without ever leaving home. This remarkable simulation goes beyond most adventures, pitting you against challenges more terrifying than dragons and dungeons: the real-to-life horrors of one of man's most dangerous endeavors.

Assigned an expedition budget, you must select the manpower and supplies you will need to support your quest. Now the adventure begins as you conquer the elements and terrain, establishing ever higher encampments. Will you reach Everest's 29,028 foot summit alive?

Level II, 16K tape...\$14.95
32K disk version (with "save game" feature and other enhancements)...\$20.95.

Unbelievable Realtime 3-D Graphics!



FLIGHT SIMULATION

From Sub-Logic
The wait is over! If 3-D graphics seem impossible on the low resolution TRS-80, you haven't seen this brilliant program. During FLIGHT SIMULATION, you instantly select instrument flight, radar, or a breathtaking pilot's-eye-view. But be sure to strap yourself in — you're liable to get dizzy!

Once you put in some air time learning to fly your TRS-80, head for enemy territory and try to bomb the fuel depot and airstrip while fighting off five enemy warplanes. Good Luck!

Level I or II Tape...\$25.00

SAVAGE ISLAND

By Scott Adams from Adventure International
A small island in a remote ocean holds an awesome secret. Will you be the first adventurer to uncover it? Wander the beach, uncover a bottle of rum, and make friends with a mean ol' bear. This is Scott Adams at his best — and it's only the first installment of a new, multi-part adventure!

16K tape...\$14.95 32K disk...\$20.95



INVADERS FROM SPACE

by Carl Miller from Acorn
A fast machine language approach to this classic (and addictive) space game. As you play, the aliens drop bombs, move from side to side, and try to overrun your bases. Hold them off — and score — by shooting them down. But, just as you think you've got it all under control, the action speeds up.

Choose the game speed, enemy bomb frequency and accuracy, shots on screen and the number of your bases. Move your base and simultaneously fire at the invaders — you cannot do this in most similar games. Full sound effects add even more excitement to the incredible speed and action of INVADERS FROM SPACE. Fun for all ages and skill levels.

Protected tape...\$14.95
Protected disk...\$20.95

STAR WARRIORS

By John Freeman from Epyx
You're on your own, light years from Earth in intergalactic space. If you thought saving the princess in "Rescue at Rigel" was a challenge, wait 'til you pit yourself against STAR WARRIORS! Order the second edition of the Starquest Series now.

TRS-80 16K tape, 32K disk; Apple II 48K disk
\$39.95 each



POKER TOURNAMENT

By J. Warshawer from Adventure Int.
Meet Tex, Slim, Bart, Doc and "The Kid" as you play five card draw against these computer opponents. This delightful program lets you play out a favorite fantasy: a table-stakes game against a group of crafty high rollers. Not a bad way to brush up on your poker skills, either.

TRS-80 Level II, 16K tape (transferrable to disk)...\$12.95
Apple II 24K disk...\$19.95

OMNIKEY

From Discovery Bay
Bring your keyboard to life with new OMNIKEY. Single keystroke entry of 26 Basic statements, auto-repeat on all keys, and selectable upper/lower case (if your keyboard is so equipped) speed Basic program entry immensely. In edit mode, OMNIKEY's arrow-controlled cursor can be placed anywhere on the screen to perform auto-insertion, deletion, statement merging, even line repetition and repositioning! Once you've used OMNIKEY, you won't program without it.

Tape (transferrable to disk)...\$22.95

Visit Our New Store: W. Bell Plaza — 6600 Security Blvd — Baltimore, MD



TO ORDER CALL TOLL FREE 800 424-2738

For information
Call (202) 337-4691

THE PROGRAM STORE

4200 Wisconsin Avenue NW, Dept. K9 Box 9609
Washington, D.C. 20016

MAIL ORDERS: Send check or M.O. for total purchase price, plus \$1.00 postage & handling. D.C. residents, add 6% tax. Charge card customers: include all embossed information on card.

Get the most from your micro with software and accessories from one of the world's largest selections.

The Program Store

CALL TOLL FREE
800 424-2738

OLYMPIC



DECATHLON

By Timothy Smith from Microsoft
The graphics capabilities you were promised when you bought your computer are finally utilized in this marvelous series of programs. Just like the real Decathlon, you compete in 10 demanding games that encompass different forms of running, jumping and throwing.

Play alone or with as many as eight competitors, the gold medal will always go to the skillful — never the luckiest — because your score depends entirely on skillful manipulation of the keyboard.

One of our more expensive game collections — and worth every penny! You MUST see this system in action. Otherwise, you simply won't believe the combination of truly outstanding graphics, fast-paced action, nail-biting intensity, and even a touch of comedy you'll experience with Olympic Decathlon!

16K Tape...\$24.95 32K Disk...\$24.95

COSMIC FIGHTER

By B. Hogue & J. Konyu from Big Five
Terrific sound, graphics and unique challenges mark this new space game a winner! While fighting off the alien convoys, each more skillful than the last, you must keep track of your rocket fuel or risk explosion as you maneuver toward your space station. Can you dock immediately, or is the station overrun by aliens? Find out by ordering Cosmic Fighter today.

16K Tape...\$14.95
32K Disk version...\$17.95

PROJECT OMEGA

By Bob Nicholas — Adventure International
In probably the most accurate simulation ever produced for a microcomputer, you are responsible for the production, finance, health and well-being of Project Omega, the Earth's first deep space colony.

Painstakingly researched, Project Omega will provide much enjoyment and satisfaction as you overcome the frustrations and obstacles of taming an uncharted environment. The tape version is for one player; the disk version supports one or more, plus a special tournament option.

16K Tape...\$14.95 32K Disk...\$24.95

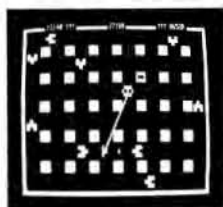
PINBALL



By John Allen from Acorn
Get your flipper fingers ready for action in this real-time, machine language game.

Lots of sound and flashing graphics make this fast action game so much like the real thing that you'll have to remind yourself not to shake your TRS-80. Choose from five playing speeds to match your skill. Can you beat your friends' scores? Will you avoid the dreaded "Bermud Square?" Get PINBALL today and find out.

Protected tape...\$14.95
Protected disk...\$20.95



ATTACK FORCE!

By B. Hogue & J. Konyu from Big Five
Unlike the usual space "shoot-em-ups," your ship is not tied to the bottom of the screen. In Attack Force, you use the arrow keys to control both speed and direction as you maneuver all over the screen in search of the alien Ramships and Flagships. A realtime, machine language game with amazing graphics and sound.

You have to be quick to avoid the enemy ships that warp down on you, and the Flagships' lasers can fire in all directions — even diagonally! And don't look away for an instant, because one of the alien spacecraft might be transformed into a mirror-image of your own!

16K Tape...\$14.95
32K Disk Version...\$17.95

ZORK



By Infocom from Personal Software
In Zork, the Great Underground Empire, unearthly creatures guard 20 treasures. Bring all the treasures back to the trophy case and you can leave alive! You must pick your way through intricate mazes, collecting objects that may help or hinder you in your quest. But keep your wits about you, because in Zork, they take no prisoners!

TRS-80 or Apple II, 32K Disk...\$39.95

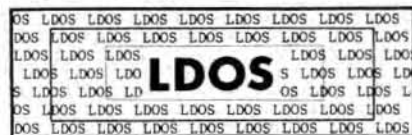
BASKET BALL



By John Allen from Acorn
You have to be fast to keep up with the action as you try to outscore your opponent in five minutes of one-on-one basketball. Compete against a friend or your computer.

Steal the ball, duck around your opponent and slant toward the basket for a lay up! The graphics are based on a 3-dimensional depiction of a basketball court, and ball dribbling sounds add to the realism.

Protected Tape...\$14.95
Protected Disk...\$20.95



JUST ANOTHER PRETTY DOS?

If new LDOS were just another disk operating system (DOS), we would not recommend it to you. However, two differences make this system unique and important: customer support and user benefits.

When you buy any DOS, you need service for programming assistance, updates and tips on how best to use its features. This is part of what you buy with LDOS. First, you will be supported by a toll-free phone line listed on your registration card. Second, you will be promptly notified of all updates and may send your original diskette to a service center for updating. You pay only the cost of return mail — you can do it every week if you like. Third, a regular newsletter will inform you of any updates and provide tips on using some of LDOS's many special features.

With LDOS you get a well documented, thoroughly tested, and powerful DOS. The publisher is committed to a professionally written and detailed users' manual. Besides contracting with some of the best microcomputer systems houses for technical and customer support, a highly regarded technical writing firm is doing the manual.


The power of LDOS is its ease of operation, its independence of hardware configuration, and its device independence. You can make selected backups, chain together a series of programs and operations, and operate several different types of drives from the computer. LDOS has all the features of VTOS 4.0, fully implemented and working. There are hundreds of features which we do not have room to mention, but the best features are its ease of use for the new disk owner combined with its sheer power potential for the expert. We will gladly send you more information on LDOS if you just call our toll free number.

LDOS with Manual...\$139

INTRODUCTORY FREE BONUS!
(A \$32.50 Value)
Purchase LDOS before March 31, 1981 and we will include a box of 10 diskettes — FREE!

THE PROGRAM STORE • Dept K9 Box 9609 • 4200 Wisconsin Ave, NW • Washington, D.C. 20016

Item	Price	Postage \$1.00	name	_____
_____	_____	Total	addr	_____
_____	_____	<input type="checkbox"/> CHECK <input type="checkbox"/> VISA	city	_____ state _____ zip _____
_____	_____	<input type="checkbox"/> MASTERCARD MC Bank #	Card #	_____ Exp _____



R. DUKETTE

Charles E. Weindorf
2828 Legion Rd.
Erie, PA 16506

I stepped onto the court to play another game of "death" basketball. Death meant no rules, no referees, and no sanity. I was at a disadvantage because my 130 pound, five foot-seven inch body didn't send the opposing six foot-seven inch center into a tailspin. I then asked, "Why kill myself? I like basketball, but not terminal injuries." Thus, the search for a good basketball game program began. Finally, I said, "I'll make it myself."

The Program

The Micro-Basketball program is designed for a Level II 16K TRS-80, and uses about 15.5K of memory to run. It should be input via cassette. For those willing to suffer a little keyboard cramp, the following hints should aid in the typing. Line 4330, for example, has 15 spaces between two words. Counting all those spaces slows the typing process. Before typing the instructions (and cursing at me) here is a simple way to avoid the ordeal. First, leave out lines 3360-4550; then change lines 3360, 3400, and 3750 to CLS: RETURN. The program still offers you directions and scorebook, but it only redraws the court at these selections.

Instructions

Most computer games are a battle of wits between man and computer, but this

game's instructions make the reader wonder "In this battle of wits, am I out of ammunition?" The instructions to Micro-Basketball in some parts cannot be easily understood.

My friends who have played the game tell me that it is best to read the instructions quickly, and then refer back as needed. With this advice in mind, I made the program with an option to refer to the instructions before any offensive or defensive play. If you choose to leave the instructions out, however, refer to this article to explain the procedures in the game.

The instructions are split in two parts: the

Offensive Choices	Defensive Choices
outside shot (1)	3-2 defense (1)
inside shot (2)	2-1-2 defense (2)
choice shot (3)	man-man defense (3)

Table 1. Choices

directions (the total set of instructions) and the scorebook.

Directions

The directions explain the graphics and the game's limits. Included are the offensive and defensive courts, and the set of players assigned to each team. Your team (Visitors) always has thin players, while the computer has fat ones. Each game is limited to two 15-minute halves (unless the game is tied and goes into overtime). Each

offensive play uses up 20 seconds on the clock.

Scorebook

The scorebook section explains strategy and its effect on the shooting percentage. The three factors that change the shooting percentage are team set-up, team status, and a random number.

Team set-up determines the major portion of the shooting percentage (starts at 50 percent each play). Table 1 displays the three offensive and three defensive choices. Each offense against a certain defense has a different probability of success (just as in a real game). Table 2 gives all the possible offensive/defensive combinations and shows which are favorable to the offense or the defense.

Any combination that is favorable to the offense increases the shooting percentage by 15 percent. Any combination favorable to the defense decreases the shooting percentage by 15 percent. Any other offensive/defensive combination increases the

Favored Offensive Set-Ups	
(1) off. vs. (2) def.	(2) off. vs. (3) def. (3) off. vs. (1) def.
Favored Defensive Set-Ups	
(1) off. vs. (1) def.	(2) off. vs. (2) def. (3) off. vs. (3) def.
Others	
(1) off. vs. (3) def.	(2) off. vs. (1) def. (3) off. vs. (2) def.

Table 2. Set-Ups

"The directions explain the graphics and the game's limits."

chance that a foul will occur from 15 to 35 percent.

Team status also changes the shooting percentage. Before each play, team status (aggressive or safe) is chosen along with team set-up. To explain team status, I will use an example from a real basketball game.

The defensive team has decided to play safely to stop any offensive plays that are designed to penetrate near the basket. The offensive team's play is aggressive (designed to penetrate) and the defense is able to stop the play before it is fully executed, forcing the shooter to take an uncomfortable shot. The shot is not likely to go in. The next time down the court, the defense decides to play aggressively, (to stop any shots away from the basket), but the offense decides to play aggressively also. This allows the offensive team to break through and give the shooter a comfortable shot. This shot probably goes in.

In Micro-Basketball, there are small arrows that signify aggressive and safe play. The arrows may seem confusing at first, but this determines if the enemy is playing aggressively or safely: If the arrows for a team are pointed at the other team, they play aggressively; if the arrows are pointed away, they play safely.

The effect upon the shooting percentage is this: If the offensive status and defensive status are the same, the shooting percentage increases by 10 percent. If they differ it decreases by 10 percent.

A random number is the third factor in shooting percentage. This random number from one to ten is added to the shooting percentage to make the game a higher scoring contest.

For example, the offense is playing an inside shot while the defense is playing the three-two. In Table 2, you find that it is one of the other setups that has no effect on the shooting percentage. Both offense and defense are playing aggressively, so the shooting percentage increases 10 percent and there is a random number of three.

Continues to p. 131

Right Guard (G)	G
Right Forward (R)	R
Point Man (P)	P
Left Forward (L)	L
Center (C)	C

Table 3. Positions

Program Listing

```

10 CLEAR200:CLS
20 DIMDF(2,3,5),OF(2,5),C(2,6):GOTO4620
30 GOSUB3330
40 T=15:S=00
50 TE=1:GOSUB1030
60 PB=170
70 IFT<10THENPA=171:GOTO90
80 PA=170
90 GOSUB3300
100 PRINT@242,"WHAT PLAY?";PRINT@306,"(1)OUTSIDE";
110 PRINT@370,"(2)INSIDE";PRINT@434,"(3)CHOICE";
120 PRINT@498,"(4)SCOREBOOK";PRINT@562,"(5)DIRECTIONS";
130 K$=INKEY$:IFK$=""THEN130
140 PL=VAL(K$):IF PL<=0ORPL>5THEN130
150 FORA9=242TO562STEP64:PRINT@A9,"          ";:NEXT
160 PRINT@242,"WHAT MAN?";
170 K$=INKEY$:ONPLGOTO180,230,280,340,350
180 PRINT@306,"(1)POINT MAN";
190 PRINT@370,"(4)CENTER";PRINT@434,"(5)R. GUARD";
200 K$=INKEY$:IFK$=""THEN200
210 ML=VAL(K$):IF ML><1ANDML><4ANDML><5THEN200
220 GOTO 360
230 PRINT@306,"(2)R. FORWARD";PRINT@370,"(3)L. FORWARD";
240 PRINT@434,"(4)CENTER";
250 K$=INKEY$:IFK$=""THEN250
260 ML=VAL(K$):IFML><2ANDML><3ANDML><4THEN250
270 GOTO360
280 PRINT@306,"(1)POINT MAN";PRINT@370,"(2)R. FORWARD";
290 PRINT@434,"(3)L. FORWARD";PRINT@498,"(4)CENTER";
300 PRINT@562,"(5)R. GUARD";
310 K$=INKEY$:IFK$=""THEN310
320 ML=VAL(K$):IFML<=0ORML>5THEN310
330 GOTO360
340 GOSUB3750:GOTO50
350 GOSUB3400:GOTO50
360 K$=INKEY$:FORA9=242TO882STEP64:PRINT@A9,"          ";:NEXT
370 PRINT@242,"STATUS";PRINT@306,"(1)AGGRESSIVE";PRINT@370,"(2)S
AFE";
380 K$=INKEY$:IFK$=""THEN380
390 SL=VAL(K$):IFSL><1ANDSL><2THEN380
400 K$=INKEY$
410 FORA9=242TO370STEP64:PRINT@A9,"          ";:NEXT
420 REM *** COMP DEF. CHOICE
430 PC=RND(3):SC=RND(2)
440 PA$=P1$:PB$=P3$:PC$=P2$:PDS=P4$
450 K$=INKEY$
460 GOSUB1510
470 FW=194:FX=218:FY=706:FZ=718:KK=1:TA=241:GOSUB 1870
480 IFTM=1THENTM=0:GOTO570
490 GOSUB2780
500 IFML=1THEN530
510 GOSUB1730
520 IFBK=1THENGOSUB2280:BK=0:GOTO550
530 GOSUB2840
540 GOSUB2390
550 PRINT@TA+450,"HIT (P)LAY";
560 K$=INKEY$:IFK$<>"P"THEN560
570 GOSUB1260
580 K$=INKEY$
590 TE=2:GOSUB1030
600 PB=128
610 IFT<10THENPA=129:GOTO630
620 PA=128
630 GOSUB3300
640 PRINT@192,"WHAT DEFENSE?";PRINT@256,"(1)3-2";PRINT@320,"(2)2
-1-2";
650 PRINT@384,"(3)MAN-MAN";PRINT@448,"(4)SCOREBOOK";
660 PRINT@512,"(5)DIRECTIONS";
670 K$=INKEY$:IFK$=""THEN670
680 PC=VAL(K$):IFPC<=0ORPC>5THEN670
690 ONPCGOTO 720,720,720,700,710
700 GOSUB3750:GOTO590
710 GOSUB3400:GOTO590
720 K$=INKEY$:FORA9=192TO512STEP64:PRINT@A9,"          ";:NEXT
730 PRINT@192,"STATUS";PRINT@256,"(1)AGGRESSIVE";PRINT@320,"(2)S

```

Program continues

COMPILERS

ACCEL2: Compiler for TRS-80 Disk BASIC. Compiles selected subset to Z80 machine code in all four variable types, compact 1K run-time component controls interpreter to streamline all other statements and functions. Technique minimizes code expansion without impairing huge speedups for true double optimisation. Six diagnostic messages. Local/Global options increase compatibility with subject programs. Output save to Disk, tapes. Professionals note: No royalties on the derived code. It's like having a 100 mhz clock. **\$88.95**

ACCEL: Compiler for TRS-80 Level II BASIC. Same huge speedups as ACCEL2 but in INTEGER variable type only. Run-time component just 256 bytes, ideal for graphics, games in 16K. Developed in Britain by Southern Software. **44.95**

TSAVE: Writes compiler output to SYSTEM tape. **\$9.95**

SOFTWARE CPU™

Super STEP: Animated Z80 Programming Models, Disassembler, Single-step/TRACE modes with intelligent RAM Window, 5 user-selectable Windows, single and cumulative instruction times in microseconds, Reference Space, much more. Big booklet, a Z80 Software CPU. 16K Level II TRS-80, TBUG required. No. BL-0. **\$19.95**

Super TLEGS: Relocates TBUG, Super STEP. **\$9.95**

EMU 02: Animated 6502 Programming Models, Disassembles to 6502 mnemonics. Single-step/TRACE modes, 6502 counterparts to #B, #J, #R, #F and #G commands, fast Cross-interpreter, keyboard scan port with p-instructions DB, EB control, paging in virtual address space, more. Big booklet & SYNTEREK card, a 6502 Software CPU. 16K Level II TRS-80, TBUG required. No. BL-1. **\$24.95**

COLOR COMPUTER

COCOBOG: 6809 Debugging monitor for TRS-80 Color Computer. Examine, modify memory/CPU registers, place breakpoints, execute single instructions or entire machine language programs in real time. Includes 6809 Reference card, runs in 4K. **\$19.95**

MASTERCARD/VISA

Incl. .75 postage, CA add 6%



ALLEN GELDER SOFTWARE
Box 11721 Main Post Office
San Francisco, CA 94101

✓79

TRS-80, TBUG Im Radio Shack/Tandy Corp.
Software CPU Im Allen Gelder Software.

Little Bee EDUCATIONAL PROGRAMS

For TRS* 80 Level II 16 K CASSETTE

Upper/Lower Case Matching K-1

Provides a drill to associate upper case letters to corresponding lower case letters. **\$9.95**

ABC sequence K-1

Marching letters reinforce alphabet sequence. **\$9.95**

Listen and Spell (Wh-Th Words) 2-4

Provides drill for troublesome Wh-Th words. **\$9.95**

Calendar Tic-Tac-Toe 2-4

Provides drill on sequence of months and days including current day and month for one or two students. **\$14.95**

Math Facts K-6

Teacher selectable drill for math facts. Teacher selects +, -, x, ÷ and limits. **\$9.95**

Contractions 2-4

Drill for students to provide the two words that make up contraction. **\$9.95**

Self correcting and scoring, positive reinforcement.
*Trademark of Tandy Corp.

Little Bee
EDUCATIONAL PROGRAMS ✓208
P.O. Box 262 Massillon, Ohio 44646

```

AFE";
740 K$=INKEY$:IFK$=" "THEN740
750 SC=VAL(K$):IFSC<1ANDSC<2THEN740
760 FORA9=192TO320STEP64:PRINT@A9,"          ";:NEXT
770 REM ** COMP OFF. CHOICE
780 PL=RND(3):SL=RND(2)
790 ONPLGOTO800,840,860
800 XX=RND(3):IFXX=1THENML=1:GOTO880
810 IFXX=2THENML=4:GOTO880
820 ML=5
830 GOTO880
840 ML=RND(3)+1
850 GOTO880
860 ML=RND(5)
870 GOTO880
880 K$=INKEY$
890 PA$=P2$:PB$=P4$:PC$=P1$:PD$=P3$
900 GOSUB1510
910 FW=226:FX=250:FY=750:FZ=762:KK=-1:TA=193:GOSUB1870
920 IPTM=1THENTM=0:GOTO1010
930 GOSUB2780
940 IFML=1THEN970
950 GOSUB1730
960 IFBK=1THENGOSUB2280:BK=0:GOTO990
970 GOSUB2840
980 GOSUB2390
990 PRINT@TA+450,"HIT (P)LAY";
1000 K$=INKEY$:IFK$<>"P"THEN1000
1010 GOSUB1260
1020 K$=INKEY$:GOTO50
1030 CLS:PRINT@C(TE,6),STRING$(32,CHR$(140));
1040 PRINT@C(TE,6)+320,STRING$(32,CHR$(140));
1050 PRINT@1,STRING$(63,"-");
1060 PRINT@961,STRING$(62,"-");
1070 IFTE=1THENPRINT@0,CHR$(176);:GOTO1090
1080 PRINT@63,CHR$(176);
1090 FORA9=C(TE,1)TOC(TE,1)+895 STEP 64:PRINT@A9,B$;:NEXT
1100 FORA9=C(TE,2)TO C(TE,2)+320 STEP 64:PRINT@A9,B$;:NEXT
1110 PRINT@C(TE,3),CHR$(140)+CHR$(172)+CHR$(188);
1120 PRINT@C(TE,3)+67,CHR$(137)+CHR$(164);:PRINT@C(TE,3)+133,CHR$(169);
1130 PRINT@C(TE,3)+197,CHR$(154);:PRINT@C(TE,3)+259,CHR$(152)+CHR$(134);
1140 PRINT@C(TE,3)+320,CHR$(140)+CHR$(142)+CHR$(143);
1150 PRINT@C(TE,3)-4,CHR$(188)+CHR$(156)+CHR$(140);
1160 PRINT@C(TE,3)+58,CHR$(152)+CHR$(134);:PRINT@C(TE,3)+121,CHR$(150);
1170 PRINT@C(TE,3)+185,CHR$(165);:PRINT@C(TE,3)+250,CHR$(137)+CHR$(164);
1180 PRINT@C(TE,3)+316,CHR$(143)+CHR$(141)+CHR$(140);
1190 GOSUB1200:GOTO1230
1200 PRINT@C(TE,4),CHR$(152)+CHR$(134)+CHR$(140)+CHR$(144);
1210 PRINT@C(TE,4)+64,CHR$(137)+CHR$(164)+CHR$(140)+CHR$(129);
1220 RETURN
1230 PRINT@C(TE,5)," TIME HOME VISITORS";
1240 RETURN
1250 REM CLOCK COUNTER
1260 S=S-20
1270 IFS<0THENS=40:T=T-1
1280 IFT=0ANDS=0THEN1300
1290 RETURN
1300 CLS:VV=VV+1:IFVV=2THEN1400
1310 TE=1:GOSUB1030
1320 PA=171:PB=170:GOSUB3300:FORA9=1TO3000:NEXT
1330 CLS
1340 PRINTCHR$(23):PRINT@472,"HALFTIME"
1350 FORA9=1TO3000:NEXT
1360 CLS:PRINT"***** DO YOU WANT TO QUIT NOW AND SAVE FACE";:INPUT I$
1370 IF I$="NO"THENT=15:S=0:GOTO50
1380 IF I$<>"YES"THEN1360
1390 PRINT"TRY AGAIN SOMETIME.":END
1400 IFH(1)<H(2)GOTO1430
1410 T=4:S=0:VV=1:PRINTCHR$(23):PRINT@472,"OVERTIME!"
1420 FORA9=1TO3000:NEXT:GOTO50
1430 IFH(1)<H(2)THEN1480
1440 PRINTTAB(21);"***** YOU WIN *****"

```

Program continues

PMC-80 Expanded



Use all standard peripherals and existing software

When you buy PMC-80 you get hardware and software compatibility with the most popular microcomputer system in the world—that means thousands of disk and cassette based programs and all kinds of peripherals are instantly available!

PMC-80 has configurations that give the computer enthusiast a way to grow from a STARTER system in affordable increments. Begin at a low \$675 for the basic 16K level II system and grow to the complete 48K memory system pictured above with two floppy disks for less than \$3000.

FASTLOAD option inputs short programs as fast as "disk" from ordinary,

standard format cassettes. Fast, reliable and economical!

PMC-80 COMMUNICATOR option provides interface to modems and parallel port printers. Take your pick of peripherals for communication with electronic bulletin boards and low cost timeshare services via phone lines from your home or business.

PMC-80 EXPANDER option provides the most powerful configuration with a total of 48K memory, provision for 4 mini-floppies, printer interface, RS-232C communications interface, plus a slot for the popular S-100 boards.

Sold through computer stores.

Personal Micro Computers, Inc. ✓422

475 Ellis Street, Mountain View, CA 94043

(415) 962-0220

don't miss OUT!

16K MEMORY EXPANSION \$35

Our package of eight 16K dynamic RAMs, suitable for expanding memory in the TRS-80[®] -I and -II as well as many other computers, normally sells for \$37.

This month only, mention **80 Micro-computing** and the set of 8 chips is yours for **\$35!** These fast (200 ns), low power, top quality parts are backed up with a 1 year limited warranty. Add \$3 for DIP shunts and conversion instructions.

Your order must reference this magazine and be postmarked by **February 28th** to qualify for this low price. Better act soon; quantities are limited.

TERMS: Cal res add tax. Allow at least 5% shipping (excess refunded). VISA[®] and Mastercard[®] orders (\$25 minimum) call (415) 524-8098, 24 hrs. Include street address for UPS.
*TRS-80 is a trademark of the Tandy Corporation.

FREE CATALOG Limited by your present computer system? CompuPro has the answer: S-100 boards for high level commercial, industrial, and scientific applications that conform fully to all IEEE 696/S-100 standards. Find out more about professional level computing... send for our free catalog today (for fast 1st class delivery, include 41 cents in stamps).

CompuProTM

OAKLAND AIRPORT, CA 94614

division of

GODBOUT

175

Throw It Away!

Now your TRS-80 can
proofread your spelling for you,
with **MICROPROOF**,
the affordable computer
dictionary.

Available with 50,000 word expandable vocabulary. Requires one 5¼ or one 8 inch disk drive. Handles both prefixes and suffixes. **FAST!** Compatible with most word processing software, including Scripsit and Electric Pencil. (Specify with order).

INTRODUCTORY PRICE

MODEL 1	\$125.00
MODEL 2	\$175.00
USER'S MANUAL ONLY	\$5.00

Also available for CPM and Apple.
No C.O.D. — California residents
add 6% tax.



**MICROPROOF Software, 1625 Beverly
Place, Berkeley, Calif. 94707
(415) 524-8098**

378

```

1450 PRINTTAB(21);"***** PURE LUCK *****"
1460 PRINTTAB(21);"HOME";H(2);:PRINTTAB(31);"VISITORS";H(1);
1470 GOTO1470
1480 PRINTTAB(21);"***** I WIN *****"
1490 GOTO1460
1500 REM ** SET UP PLAYERS ON THE SCREEN **
1510 FORA9=1TO5
1520 PRINT@OF(TE,A9),PCS;:PRINT@OF(TE,A9)+64,PD$;
1530 PRINT@DF(TE,PC,A9),PA$;:PRINT@DF(TE,PC,A9)+64,PB$;
1540 NEXT
1550 ONTEGOTO1560,1590
1560 IFSL=1THENOF$=CHR$(93):YW=-1:GOTO1610
1570 OF$=CHR$(94):YW=4
1580 GOTO1610
1590 IFSL=1THENOF$=CHR$(94):YW=4:GOTO1610
1600 OF$=CHR$(93):YW=-1
1610 ONTEGOTO1620,1650
1620 IFSC=1THENDF$=CHR$(94):YX=4:GOTO1670
1630 DF$=CHR$(93):YX=-1
1640 GOTO1670
1650 IFSC=1THENDF$=CHR$(93):YX=-1:GOTO1670
1660 DF$=CHR$(94):YX=4
1670 FORA9=1TO5
1680 PRINT@OF(TE,A9)+YW,OF$;
1690 PRINT@DF(TE,PC,A9)+YX,DF$;
1700 NEXT
1710 RETURN
1720 REM ** DRIBBLE **
1730 IFTE=1THENA4=63ELSEA4=68
1740 FORA6=1TOA5
1750 PRINT@OF(TE,ML)+A4,CHR$(131);:GOSUB1810
1760 PRINT@OF(TE,ML)+A4,CHR$(140);:GOSUB1810
1770 PRINT@OF(TE,ML)+A4,CHR$(176);:GOSUB1810
1780 PRINT@OF(TE,ML)+A4,CHR$(140);:GOSUB1810
1790 PRINT@OF(TE,ML)+A4,CHR$(131);:GOSUB1810
1800 GOTO1830
1810 FORA7=1TO20:NEXT
1820 RETURN
1830 NEXTA6
1840 PRINT@OF(TE,ML)+A4,CHR$(128);
1850 RETURN
1860 REM **LOGIC**
1870 ONPLGOTO 1880,1900,1920
1880 PRINT@TA+63,"OUTSIDE";
1890 GOTO1930
1900 PRINT@TA+64,"INSIDE";
1910 GOTO1930
1920 PRINT@TA+64,"CHOICE";
1930 PRINT@TA+1,"OFF DEF";
1940 ONPCGOTO 1950,1970,1990
1950 PRINT@TA+72," 3-2";
1960 GOTO2000
1970 PRINT@TA+72," 2-1-2";
1980 GOTO2000
1990 PRINT@TA+72,"MAN-MAN";
2000 PRINT@TA+194,"**SHOOTER**";
2010 ONMLGOTO 2020,2040,2060,2080,2100
2020 PRINT@TA+259,"POINT MAN";
2030 GOTO2110
2040 PRINT@TA+258,"R. FORWARD";
2050 GOTO2110
2060 PRINT@TA+258,"L. FORWARD";
2070 GOTO2110
2080 PRINT@TA+260,"CENTER";
2090 GOTO2110
2100 PRINT@TA+259,"R. GUARD";
2110 S%=50:IFPL=PCTHEN2140
2120 IFPC=PL+1ORPL=PC+2THEN2130ELSEGOTO2160
2130 S%=S%+15:GOTO2170
2140 S%=S%-15
2150 GOTO2170
2160 F%=20
2170 IFSL=SCTHENS%=S%+10ELSE$%=S%-10
2180 PRINT@TA+322,"HIT (P)LAY?";
2190 K$=INKEY$:IFK$>"P"THEN2190
2200 FF=15:FF=FF+F%:IFRND(100)<FFTHEN2920
2210 F%=0
2220 S%=S%+RND(10)

```

Program continues

Why Do Professionals Prefer

BECAUSE

- Unique software • Technical support • Quick delivery • Established company • Release 2 CP/M (some packages under UNIX and TRSDOS)
- Quality software • In-house expertise • Fast response • User orientation • Competitive prices
- Customer service • Verbatim® media • Onyx hardware (CP/M and UNIX versions)



BECAUSE

Unique swift routing Cybernetics response system gives you no-nonsense technical answers that save you time. Call: (714) 848-1922.



- **NEW RM/COBOL¹ applications:**
 - Order Entry/Inventory • Payables • General Ledger • Financial Modeling • Client Accounting—and more on the way!
- **NEW CBASIC2² applications:**
 - REAP (Real Estate Acquisition Programs).

Business
Medical
Real Estate
Computer Systems

Software from Cybernetics?

RM/COBOL—The new standard for microcomputer COBOL! The only COBOL for CP/M (also on TRSDOS & UNIX) with alternate keys (multi-key ISAM), CRT screen handling, interactive debug, and the most useful Level 2 features. Compatible with RSCOBOL³—but runs faster.

Plus existing CBASIC2 packages:

- APH⁴ (Automated Patient History)
- Osborne & Assoc.—Payroll • Payables/Receivables
- General Ledger
- NAD⁵ (Name and Address)
- PMS (Property Management System)

Inquire for details

Trademarks of: Ryan-McFarland Corp., ¹Compiler Systems, Inc., ²Digital Research, ³Bell Telephone Laboratories, Inc., ⁴Tandy Corp., ⁵Verbatim, Inc., ⁶Cybernetics, Inc., ⁷Structured Systems Group, Inc., ⁸Small Business Applications, Inc.

And system software packages:
MAGIC WAND⁹ Editing/Word Processing
CBASIC2 Compiler BASIC
QSORT¹⁰ Soft Merge Package



Distributed in U.K. by:
Microcomputer Applications Ltd.
11, Riverside Court, Caversham, Reading, England
TEL: (0734) 470425



8041 Newman Ave., Suite 208
Huntington Beach, CA 92647
(714) 848-1922

SAVE! SAVE! SAVE!

We have discounts, free shipping and
a TOLL FREE NUMBER available
Call Us! 800/531-7466

Pan American Electronics

INCORPORATED

DEPT. 80 MC
1117 CONWAY, MISSION, TEXAS 78572
TOLL FREE ORDER NUMBER 800/531-7466
TEXAS & PRINCIPAL NUMBER 512/581-2765
TELEX NUMBER 767339

TRS-80's

Microcomputers



Radio Shack®

AUTHORIZED SALES CENTER



✓ 64

***** NEW *****

THE PROGRAM YOU'VE BEEN WAITING FOR

A magazine index for ALL your 1980 issues of 80-MICROCOMPUTING or KILOBAUD MICROCOMPUTING!

Locate and use those special tutorials and how-to articles that you never read because you weren't interested at the time. Find all articles on printers, discs ... you name it! FAST & EASY access of any article by subject search OR keyword search, indexed by topic. NO catchy magazine titles to remember!

All programs are fully documented, guaranteed to load. ORDER NOW at a low introductory price and put your magazines to work for YOU!

PLEASE SPECIFY MAGAZINE AND DATES!

80-Microcomputing OR Kilobaud,
Jan-June 1980 16K L-II \$11.95
Jul-Dec 1980 16K L-II \$11.95
Jan-Dec 1980 32K L-II \$19.95

Send check or M.O. to:

THE SYSTEMS SHACK
P.O. Box 281
Flushing, N.Y. 11358

N.Y.C. Residents add 8% tax
Kilobaud & 80-Microcomputing
published by Wayne Green, Inc.



"80 SHROUDS"

Raise & tilt monitor
Cover the mess of cabling

Two Models
REGULAR "80-SHROUD"
\$22.50 & \$2.50 shipping
"80-LNW" SHROUD
to enclose LNW Interface
\$25.50 & \$2.50 shipping
N.Y.S. Residents add 7% tax

engineered module of structurally molded fiberglass


Fits under 80-monitor
coming soon-MDX-SHROUD

SYRACUSE R&D CENTER
Box 125, Dewitt, N.Y. 13214
"our 10th year in R&D"

```
2230 PRINT@TA+322," SHOT%="S%;
2240 IF RND(100)<S%THENMM=1:H(TE)=H(TE)+2:RETURN
2250 MM=0
2260 IFRND(100)>35THENRETURNELSEBK=1
2270 RETURN
2280 FORA9=1TO10:PRINT@TA+323,"BLOCKED! ";
2290 FORA8=1TO50:NEXT:PRINT@TA+323," ";
2300 FORA8=1TO50:NEXT:NEXT
2310 GOSUB4820:RETURN
2320 RETURN
2330 IF RND(100)>40THENRETURN
2340 PRINT@TA+321,"OFF REBOUND!";
2350 PRINT@TA+386,"HIT (P)LAY";
2360 KS=INKEY$:IFK$<>"P"THEN2360
2370 IFTE=1THEN50ELSEGOTO590
2380 RETURN
2390 REM **-IN-**
2400 IFMM=0THENGOTO2740ELSEMM=0
2410 PRINT@TA+323,"** -IN- ** ";
2420 GOSUB2430:GOTO2490
2430 GOSUB3300
2440 FORA9=1TO5
2450 PRINT@C(TE,4)," ";:PRINT@C(TE,4)+64," ";
2460 GOSUB1200
2470 NEXT
2480 RETURN
2490 IFPL=1THENHD=20+RND(10):GOTO2510
2500 GOTO2550
2510 IFHD<27THENPRINT@TA+386,HD;"FOOTER";:RETURN
2520 H(TE)=H(TE)+1:GOSUB3300:FORA9=1TO10:PRINT@TA+386,"3 POINTER";
2530 FORA8=1TO50:NEXT:PRINT@TA+386," ";:FORA8=1TO50:NEXT:N
EXT
2540 GOSUB4820:RETURN
2550 IF ML<>4THEN2690
2560 FORA9=1TO4
2570 PRINT@TA+387,"S";:GOSUB1810
2580 PRINT@TA+388,"L";:GOSUB1810
2590 PRINT@TA+389,"A";:GOSUB1810
2600 PRINT@TA+390,"M";:GOSUB1810
2610 PRINT@TA+391,"D";:GOSUB1810
2620 PRINT@TA+392,"U";:GOSUB1810
2630 PRINT@TA+393,"N";:GOSUB1810
2640 PRINT@TA+394,"K";:GOSUB1810
2650 PRINT@TA+387," ";
2660 NEXT
2670 GOSUB4820
2680 RETURN
2690 IFPL<>2THEN2720
2700 SD=RND(15):IFSD<=5GOSUB2560:RETURN
2710 PRINT@TA+386,SD;"FOOTER";:RETURN
2720 SD=RND(25)+5:IFSD<27THEN2710ELSE2520
2730 RETURN
2740 PRINT@TA+323,"* MISS * ";:FORA9=1TO500:NEXT
2750 GOSUB2330
2760 RETURN
2770 REM ** SHOOT **
2780 QQ=ML:ML=1:GOSUB1730
2790 ONQQGOTO2820,2800,2810,2820,2820
2800 ML=5:GOSUB1730:GOTO2820
2810 ML=4:GOSUB1730:GOTO2820
2820 ML=QQ
2830 RETURN
2840 FORAA=OF(TE,ML)TOC(TE,4)STEPPM(TE,ML)
2850 MO=AA
2860 GOSUB3210
2870 IFMR=1THEN2890
2880 PRINT@AA,CHR$(176);
2890 NEXT
2900 RETURN
2910 REM *** FOUL SHOTS ***
2920 IFTE=1THENOF(TE,1)=OF(TE,1)-15ELSEOF(TE,1)=OF(TE,1)+13
2930 FORD9=1TO2:GOSUB1030
2940 GOSUB3300
2950 PRINT@TA,"FOUL CALLED";
2960 IFD9=1THENPRINT@TA+64,"FIRST SHOT ";ELSEPRINT@TA+64,"SECOND S
HOT ";
2970 FORA9=FW TOFX STEP12
```

Program continues

FINE TOOLS FOR YOUR TRS-80*



UTILITY I

Here's software utility that can make programming easier for you. These powerful tools will take much of the frustration out of essential operations. You'll wonder how you managed without them. They'll stamp your work with the mark of professionalism.

RENUM—Now you can easily renumber any Level II program to make room for modification or to clean up the listing.

(Only for use with 16K of memory.)

DUPLIK—This program will let you duplicate any BASIC, assembler, or machine-language program, verify the data, and even copy Level I programs on a Level II machine.

See how efficient and well-ordered your programming becomes. (T1)

Order No. 0081R \$9.95.

UTILITY II

One of the most popular and useful of the utility packages, Utility II is the second in a series of programs designed to take the drudgery out of editing.

This combination of programs adds flexibility to your BASIC programs by allowing you to combine them with other BASIC programs, or with machine-language programs or routines.

CFETCH—You'll be able to merge BASIC programs, with consecutive line numbers, into one program. CFETCH can also search through any Level II program tape and display the file name for all the programs.

CWRITE—Combine subroutines that work in different memory locations into one program. CWRITE works with BASIC and/or one or more machine-language programs. It will even give you a general checksum to verify that your program hasn't dropped any bits.

Use these two programs as your dependable "assistants" to speed merging processes and as a totally reliable retrieval means in search and edit operations.

A fine tool for your TRS-80! (T1)

Order No. 0076R \$9.95.

COMPRESSION UTILITY PACK

Do you want to add sound routines to a Space Trek program that already uses 16K? Or maybe you need an extra column in that financial report program, but when you run it, you get OM errors?

With a wave of your hand, and a little help from either of the COMPRESSION programs in this package, your problems are over.

COMPRESS-80—fits in 265 bytes, deletes spaces, and offers the choice of leaving REMark line numbers in the pro-

gram, or deleting them altogether.

SUPERCOMPRESS—uses 767 bytes and can do everything COMPRESS-80 can do PLUS, it packs the program into the smallest possible number of multiple statement lines.

With the Compression Utility Pack and your own programming skill, you can add all those little extras to your BASIC programs. (T1)

Order No. 0246R \$19.95.

ULTRA-MON

ULTRA-MON is a unique and powerful machine-language monitor. It is ROM independent and will function in Level II or DOS BASIC. With ULTRA-MON, you will be able to write, modify, study and debug machine-language programs. Plus, you'll be able to avoid the frustrations and "bomb-outs" usually associated with machine-language programming. ULTRA-MON displays, disassembles, traces (hardcopy trace disassembly, too!), modifies, relocates memory, prints and even relocates itself with simple commands. Using interpretive execution, ULTRA-MON allows you to put breakpoints in ROM. This powerful monitor

can even fetch, decode, disassemble and analyze each instruction individually so that your program cannot bomb out.

ULTRA-MON is designed for the beginning machine-language programmer as well as the professional. The documentation contains a Simple Demonstration section geared to the novice programmer. Consequently, the program is a learning device as well as an extremely useful programming tool.

If you are serious about programming, you need to add this powerful utility to your library today. (T1)

Order No. 5003R \$24.95.

TLDIS & DLDIS

You've bought a super machine-code program, but now wonder how it works. Maybe you even used a quick PEEK routine to glance through it when it was in memory. If so, you definitely noticed the complete lack of comments in the code, making it almost impossible for you to decipher and understand it.

Well, Instant Software's Labeling Disassemblers are the answer to your problem.

TLDIS (Tape-based Labeling Disassembler) and DLDIS (Disk-based Labeling Disassembler) are three-pass, label-assigning disassemblers which assign labels (where appropriate) to the routines in a machine-language program. Their output is almost identical to that of a hand-assembled source code.

You can send the disassembly to a line-printer (Radio Shack parallel port) for either TLDIS or DLDIS. (The difference between these utilities is the storage mode of the disassembly.)

TLDIS can send the disassembly to cassette tape, DLDIS can send it to disk; both send it to the video monitor. The stored disassembly from TLDIS may be reassembled with Radio Shack's EDTASMTM—the disassembly from DLDIS, with Apparat's extension of EDTASMTM. Because of the use of

labels, it is a simple matter to change any object code program by disassembling it and then making changes to the resultant source code, without losing track of jump/load addresses. Labels start with "AA00" and increment up, in even numbered steps (AA02, AA04, etc.). The odd numbers (AA01, AA03, etc.) are left for you to use for the source code during reassembly.

The printing of the disassembly may be temporarily halted by using [SHIFT] @ (just as in BASIC) or it may be ended by pressing the [BREAK] key. It also has a comments column to display ASCII characters used in a LD or CP opcode.

TLDIS and DLDIS may be relocated in memory to avoid conflict with the program you disassemble.

The next time you need to "climb inside" a machine-code program, take DLDIS or TLDIS with you. We promise that it will be an easier journey.

Order No. 0230R (TLDIS) \$14.95 (T1)
Order No. 0231RD (DLDIS) \$19.95 (T2)

TO ORDER:

See Your Local

Instant Software Dealer

or

Order Directly:
CALL TOLL FREE
1-800-258-5473

*A trademark of Tandy Corporation

Instant Software™

PETERBOROUGH, N.H. 03458
603-924-7296



THE WORD WIZARD

A LEVEL II WORD PROCESSOR

- Text NOT limited by memory
- 35 commands for easy processing
- Custom keyboard input routines
- Custom cassette I/O routines
- Custom hardcopy print routines
- Embedded Z80 routines for speed
- Includes hyphenation routines
- Long line input (255 characters)
- Huge text buffer (store 60 lines)
- Built in default values
- Global & Local search & replace
- Line move and Line duplicate
- Double sized headings supported

AND MUCH, MUCH MORE!
JUST \$29.95

✓ 138



1806 Ada Street
Lansing, MI 48910
517/487-3358
517/485-0344

Add \$2.00 for crash-proof box, \$1.50 for COD.
Master Charge or Visa orders.

QUALITY SOFTWARE

for the

TRS-80™ MICROCOMPUTER

KEYWORD Indexing System

A series of programs that will create a data file on disc, build an index of all occurrences of "Keywords" in the text of the data file and allow inquiries or searches into the file using the indexed keywords. The system features:

- flexible record lengths with location pointers
- deletion of non keywords from index by system
- "and" "or" "not" logic for inquiries
- interface for user written inquiries

KEYWORD INDEX—2 disk 32K system \$49.95
1 disk 32K system \$39.95

SORTS for HOME and BUSINESS

No computer user should be without a versatile, easy to use sort program. The Northeast Microware in memory sort programs are written in Level II BASIC and have the following features:

- Sort ALPHA or NUMERIC data
- Sort on up to 5 fields simultaneously
- In ascending or descending sequence
- Supports kb, video or tape I/O
- Supports seq. disk and printer I/O (SORT IID)
- Supports user I/O routines
- User exits (SORT IID only)

SORT II—16K Level in memory sort \$19.95
SORT IID—32K DOS in memory sort \$29.95

FOR the SERIOUS GAMBLER

BLACKJACK SIMULATOR. Allows you to simulate the playing of thousands of hands of BJ and analyze the results on tape in Level II BASIC. \$19.95

Manual for all programs available for \$3.00 ea.
(price deductible on purchase of program)

"TRS-80 is a registered trademark of TANDY CORP."

Northeast MICROWARE

BOX 2133, ✓ 74
BOSTON, MA. 02106

```

2980 PRINT@A9,PA$;:PRINT@A9+64,PB$;
2990 NEXT
3000 FORA9=FYTOFZSTEP12
3010 PRINT@A9,PA$;:PRINT@A9+64,PB$;
3020 NEXT
3030 FORA9=FW+6TOFX-6STEP12
3040 PRINT@A9,PC$;:PRINT@A9+64,PD$;
3050 NEXT
3060 FORA9=FY+6*KKTOFZ+6*KKSTEP12
3070 PRINT@A9,PC$;:PRINT@A9+64,PD$;
3080 NEXT
3090 IFTE=1THENDC=482ELSEDC=476
3100 PRINT@DC,PC$;:PRINT@DC+64,PD$;
3110 PRINT@TA+192,"HIT (P)LAY?";
3120 K$=INKEY$:IFK$<"P"THEN3120
3130 ML=1:GOSUB2840
3140 IFRND(100)<80THENGOSUB2430:H(TE)=H(TE)+1
3150 GOSUB3300
3160 NEXT
3170 IFTE=1THENOF(TE,1)=OF(TE,1)+15ELSEOF(TE,1)=OF(TE,1)-13
3180 FORR=1TO700:NEXT
3190 TM=1
3200 F%=0:RETURN
3210 REM ** 'SET' CHECK **
3220 MP=INT(MO/64)
3230 MQ=MO-(MP*64)
3240 FORA7=0TO1
3250 FORA6=0TO2
3260 IFPOINT(MQ*A7,MP*3+A6)THENMR=1:GOTO3290
3270 NEXT:NEXT
3280 MR=0
3290 RETURN
3300 PRINT@PA,T;:PRINT@PB+3,S;:PRINT@PB+8,H(2);:PRINT@PB+15,H(1);
3310 PRINT@PB+3,"":IFS=0THENPRINT@PB+5,"0";
3320 RETURN
3330 PRINTCHR$(23)
3340 PRINT@462,"MICRO BASKETBALL"
3350 FORA9=1TO3000:NEXT
3360 CLS
3370 INPUT"***** WOULD YOU LIKE DIRECTIONS? (Y)ES OR (N)O";ZZ$
3380 IFZZ$="N"THENRETURN
3390 IFZZ$<>"Y"THENCLS:GOTO3370
3400 CLS:PRINT"***** OBJECT OF THE GAME: TO OUT-SCORE THE COMPUTER"
;
3410 PRINT" WITHIN THE                ALLOTTED TIME BY
";
3420 PRINT" CHOOSING THE CORRECT                COMBINA
";
3430 PRINT"TION OF OFFENSIVE AND DEFENSIVE
";
3440 PRINT"PLAYS."
3450 PRINT
3460 PRINT"DESCRIPTION OF THE GAME: THE GAME IS PLAYED ON TWO HALF
-";
3470 PRINT"COURTS,                ONE FOR YOUR OFFENSE A
ND";
3480 PRINT" ONE FOR YOUR                DEFENSE. A SCOR
E ";
3490 PRINT"BOARD IS IN THE CORNER                OF THE "
;
3500 PRINT" SCREEN, UNDER WHICH A PLAY BY
";
3510 PRINT"PLAY DESCRIPTION IS GIVEN."
3520 PRINT
3530 PRINT"***** THE PLAYERS: YOUR PLAYERS:";P2$;
3540 PRINT"THE COMPUTER'S:";P1$;". "
3550 PRINTTAB(38);P4$;:PRINTTAB(57);P3$;
3560 PRINT
3570 PRINT@896,"ANY KEY TO CONTINUE?";
3580 K$=INKEY$:IF K$=" "THEN3580
3590 CLS
3600 PRINT"***** LIMITS: THE GAME IS LIMITED TO TWO 15 "
;
3610 PRINT"MINUTE                HALVES. EACH OFFENSIV
E ";
3620 PRINT"PLAY EQUALS 20                SECONDS. THE "
;

```

Program continues

Pensadyne

Bringing Word Processing Power to the People

Performance. At a price you can afford. The basis on which our company has built a reputation that spans hundreds of software sales in seven countries.

Pensa-write 2 — A new generation word processing system that's flexible, versatile, lightning quick, and includes system features unparalleled in the industry.

— In memory capacity of 19,199 characters in a 32K machine.

— full editing capabilities including; global search and replace, fully controlled transparent cursor, insert and delete functions, keyword searches, non-printing comments, forward and backward scrolling, complete word wrap-around and much more...

— user orientation features included on screen such as time and date, program location, current free memory space, words in memory, and the amount of free disk space.

— directories for all drives available on screen without exit to DOS.



— sophisticated program structure that will allow the addition of program modules that will enhance the editor, your initial purchase will include editor and general purpose printing program. Enhancement modules will include mailing list, basic file editor, report printer, letter printer and others, and will have prices ranging from

\$39.95 to \$79.95. You may also write your own programs which you may integrate with the processor. Up to 20 commands may be specified.

But there's more. Pensadyne computer services believes that after sales service is vital to the full implementation and support of our programs. Should a problem arise with one of our programs, we have a 24 hour service department where you can call and get your questions answered. We guarantee it. In writing. We want you to like what we do for you, because if you do, then you'll come back again in the future. The price of the Pensa-write 2 word processing system. Just \$79.95. Manual \$10.00 (deductable).

Pensadyne. Giving you the power to think. Send cheque, money order or order by phone, 24 hours, 7 days a week. Mastercharge and Visa cards welcome.

PENSADYNE ✓ 207
COMPUTER SERVICES

4441 WEST FIRST AVE. VANCOUVER, B.C., V6R 4H9 604-224-3107

“A
PERFECT
LOAD
EVERY
TIME”



\$64.95

Alphanetics TRS-80 TAPE DIGITIZER available without cassette remote on/off switch for \$59.95

- Eliminates cassette loading & copying problems... even SYSTEM tapes!
- Makes tape program loading virtually independent of volume control setting!
- Makes perfect digital copies of any tape without using computer, removing hum, noise, & cures minor dropouts!
- Cassette switch allows manual control of cassette recorder.
- “Good Data” indicator easily enables setting proper volume... doubles as a tape monitor!
- A.C. powered - no batteries to replace!
- Compatible with Level I & II.
- Feed your cassette to the TAPE DIGITIZER and fool your computer the exact digital waveform the TRS-80 gave to the tape!
- Get rid of your tape bugs today - \$64.95 postpaid or return within 10 days for a full refund!

ALPHANETICS ✓ 124

P.O. BOX 597 FORESTVILLE, CA 95436

24 hr. phone (707) 887-7237

NEW GIN — NEW CRIBBAGE

FOR MODELS I AND III AND ATARI 800

GIN RUMMY 3.0 The classic computer Gin Rummy is now even better, with card graphics and faster playing time. On-screen cards can be rearranged as you play, and the program plays the same mean game of Gin, holding its own against anyone. Plays a full regulation game and changes strategy to counter your play. Can you beat Gin Rummy 3.0? TGR-2 \$16.95

ATARI GIN with color graphics and sound for Atari 800, 32K. IGR-1 \$19.95

CRIBBAGE MASTER plays a strong game, too, making the most of every play, hand and crib. It'll Muggins you for the smallest mistake, but try to catch it counting wrong. Card graphics. TCM-1 \$12.95

CONCENTRATION Clever screen graphics plus sound effects make this an irresistible computer version of the long-popular match-the-cards game. Play with 2 to 15 pairs of figures — the smaller game is ideal for children, and 15 pairs will challenge anyone. TCO-1 \$9.95

LABYRINTH RUN Race through sharp turns, slaloms and narrowing passages. A fascinating/frustrating test of coordination, with three skill levels. High speed graphics. TLR-1 \$9.95

E.S.P. LAB Psychic? Find out with this program based on the famous Duke University experiments. See the full-page review in the October issue of KiloBaud. TPL-1 \$9.95

THE LISTMAKER II Pull any category from a list in seconds with this powerful, versatile program. Enter up to 400 names or items, with codes, in 16K. Sort, edit, dump, load, print or display lists and sub-lists on screen. TLM-2 \$9.95

CALCULATOR PLUS makes your TRS-80 a printing calculator. Chain and mixed calculations, constants, memories. On-screen review of long add-and-subtract operations. Prints all calculations. TPC-1 \$9.95

CHECKBOOK PLUS Never agonize over a bank statement again! Put the figures in and let Checkbook Plus handle all the details and find the errors. Special checkstub arithmetic review. TCB-1 \$9.95


CALCULATOR & CHECKBOOK both on one cassette. TCC-1 \$14.95

California residents add 6% sales tax.

24-hour credit card order hotline: (213) 454-8290

MANHATTAN SOFTWARE ✓ 90

Post Office Box 35. Pacific Palisades, CA 90272



NEW EDUCATIONAL PROGRAMS for the TRS-80*

You can now order reading programs for
READING COMPREHENSION- ECONOMICS-
PHYSICS- MATH-AUTO MECHANICS- HISTORY
2 FULL LENGTH PROGRAMS only \$9.90

(one cassette)

18 PROGRAM COURSE only \$77.00 (8 cassettes)

Order by checking the desired programs:

- *Reading Comprehension
- Cd 1 \$9.90
 Cd 2 \$9.90
 Cd 3 \$9.90
 Cd 4 \$9.90
- *Auto Mechanics
- Ka 1 \$9.90
 Ka 2 \$9.90
 Ka 3 \$9.90
 Ka 4 \$9.90
- Physics 1 \$9.90
 Physics 2 \$9.90
 Economics 1 \$9.90
 Economics 2 \$9.90
 History 9 \$9.90
 History 10 \$9.90
- 2 Demo programs and Catalogue \$9.90
- *12 more Cd's available
*12 more Ka's available

I have enclosed a total of _____ \$9.90
for each 2 program cassette ordered plus \$.50
per cassette for shipping/handling to:

DORSETT ✓314
Educational Systems, Inc.
P.O. Box 1226, Norman, Ok. 73070

Name _____
Address _____
City _____ State _____ Zip _____

TEACH YOUR CHILDREN

Learning to count money by Malcolm Nygren

A three-program learning system that teaches
the important skill of counting money.

1. Counting Coins—Instruction and drill in counting pennies, nickels, dimes and quarters.
2. Shopping Trip—Buy goods in various stores; count out the payments and earn "purple stamps" for a right answer. Three speed levels.
3. Check-Out—Run your own checkout counter. Learn and practice how to make change.

Learning to count money by Malcolm Nygren
features superior graphics and is available for
TRS-80 Model I—Level II—16K on cassette
only. Shipped postpaid by first-class mail

Each program \$6.95—all three \$19.95

ALSO AVAILABLE

ALPHA—Alphabet recognition for
preschoolers

SIGMA—Addition problems for
Grades 1-3

SIGMA-EX—Addition problems for
—the younger or slower
learner

SPE_L—Spelling practice for
Grades 2-4

Available on cassette only. \$5.95 each. Two for \$11.

All for for \$20.00.



Mercer Systems Inc.
87 Scooter Lane
Hicksville, N.Y. 11801

```

3630 PRINT"OFFENSIVE RESTRICTIONS ON
";
3640 PRINT"PLAYER ARE";
3650 PRINT" DESCRIBED IN THE
3660 PRINT" 'SCOREBOOK' SECTION."
3670 PRINT"ANY KEY?"
3680 K$=INKEY$:IFK$=""THEN3680
3690 CLS:TE=1:GOSUB1030
3700 PRINT@132,"YOUR OFFENSIVE COURT.";
3710 FORA9=1TO2500:NEXT
3720 CLS:TE=2:GOSUB1030
3730 PRINT@165,"YOUR DEFENSIVE COURT.";
3740 FORA9=1TO2500:NEXT
3750 CLS
3760 PRINTCHR$(23):PRINT@468,"SCOREBOOK":FORA9=1TO1000:NEXT
3770 CLS
3780 PRINT"THE PLAYERS ARE":PRINT"-----"
3790 PRINT"THE RIGHT GUARD (G)":PRINT"THE RIGHT FORWARD (R)"
3800 PRINT"THE POINT MAN (P)":PRINT"THE LEFT FORWARD (L)"
3810 PRINT"THE CENTER (C)"
3820 PRINT@168,"G";
3830 PRINT@222,"R";:PRINT@306,"P";:PRINT@350,"L";:PRINT@424,"C";
3840 PRINT@448,"*** THE SET-UP ON THE OFFENSIVE COURT IS ";
3850 PRINT"PORTRAYED TO THE RIGHT.";
3860 PRINT"HIT 'C' TO CONTINUE."
3870 K$=INKEY$:IFK$<"C"THEN3870
3880 GOSUB3890:GOTO3940
3890 CLS:PRINT"OFFENSIVE CHOICES
DEFENSIVE CHOICE
3900 PRINT"OUTSIDE SHOT (1) 3-2 DEFENSE (1)"
3910 PRINT"INSIDE SHOT (2) 2-1-2 DEFENSE (2)"
3920 PRINT"CHOICE SHOT (3) MAN-MAN DEFENSE (3)"
3930 RETURN
3940 PRINT
3950 PRINT"**** EACH PLAYER HAS A SHOOTING % OF 50 AT THE START OF
";
3960 PRINT"EACH PLAY, BUT IT CAN BE AFFECTED BY THE ";
3970 PRINT"DEFENSIVE CHOICE."
3980 PRINT:PRINTTAB(15);"THE FAVORED OFFENSIVE SET-UPS."
3990 PRINTSTRINGS(63,"-")
4000 PRINT"(1)OFF VS (2)DEF ** (2)OFF VS (3)DEF ** (3)OFF VS (1)DE
F"
4010 PRINT"**** THIS WILL CAUSE THE SHOOTER'S % TO INCREASE 15%."
4020 PRINT
4030 PRINT"ANY KEY?"
4040 K$=INKEY$:IFK$=""THEN4040
4050 GOSUB3890
4060 PRINT
4070 PRINTTAB(15);"THE FAVORED DEFENSIVE SET-UPS."
4080 PRINTSTRINGS(63,"-")
4090 PRINT"(1)OFF VS (1)DEF ** (2)OFF VS (2)DEF ** (3)OFF VS (3)DE
F"
4100 PRINT"**** THIS WILL CAUSE THE SHOOTER'S % TO DECREASE 15%."
4110 PRINT:PRINTTAB(25);"THE OTHERS"
4120 PRINTSTRINGS(63,"-")
4130 PRINT"(1)OFF VS (3)DEF ** (2)OFF VS (1)DEF ** (3)OFF VS (2)DE
F"
4140 PRINT"**** THIS WILL NOT CHANGE THE SHOOTER'S %, BUT IT ";
4150 PRINT"INCREASES THE CHANCE HE WILL BE FOULED."
4160 PRINT"ANY KEY?"
4170 K$=INKEY$:IFK$=""THEN4170
4180 CLS
4190 PRINTTAB(22);"SPECIAL OPTIONS."
4200 PRINTSTRINGS(63,"-")
4210 PRINT"**** BOTH THE OFFENSE AND DEFENSE ARE REQUIRED TO PLAY
";
4220 PRINT"EITHER 'AGGRESSIVE' OR 'SAFE'. THIS ALSO AFFECTS
THE ";
4230 PRINT"SHOOTING %. IF BOTH THE DEFENSE AND OFFENSE PLAY
";
4240 PRINT"THE SAME, THE SHOOTING % INCREASES 10%. IF
";
4250 PRINT"THEY PLAY DIFFERENT, ";
4260 PRINT"THE % DECREASES 10%."
4270 PRINT
4280 PRINT"**** THE TYPE OF PLAY (AGGRES OR SAFE) IS SHOWN BY ";
4290 PRINTCHR$(93);" OR ";CHR$(94);"."
4300 PRINT:PRINT"**** EXAMPLE. IF AN ARROW (ON AN OFFENSIVE PLAYER


```

Program continues

Why should you read 80 Microcomputing?

80 MICROCOMPUTING is the best thing that ever happened to the TRS-80.* Through the articles and ads in *80* TRS-80* owners are able to keep up to date on the latest in everything to do with the system. Indeed, if there is any one factor which may carry Radio Shack through the coming blitz from Japan it will be their superiority of support information and programs... provided by *80*.

Be sure that you have a subscription to *80* and that every TRS-80* owner you know has one too. The more readers *80* has, the more material can be published each month so you have a vested interest in helping *80* to grow. Send in your subscription... and one for a good friend.



What is the one thing which makes your TRS-80* many times more valuable than any other computer? It's the wealth of information which is available for it. Through *80 MICROCOMPUTING* you have an incredible resource: far more information than is available for any other computer in the world... information that is available to you on a monthly basis. This information is priceless.

And what is the second thing which makes the TRS-80* more valuable than any other computer ever sold? It's the growing number of increasingly better programs written for it. You'll find *80* a continuing source of programs for your system... and through the ads, a key to the unfolding world of microcomputers.

*TRS-80 is a trademark of Tandy Corporation.

YES, bill me for one year of 80 Microcomputing—\$18.00

Name _____

Address _____

City _____ State _____ Zip _____

Canadian \$20.00 US funds, 1 year only Foreign \$28.00 US funds, 1 year only

Please allow 4 to 6 weeks for delivery

80 Microcomputing • PO Box 981 • Farmingdale NY 11737

311B8

FREE
with software purchase -
choice of:
1. One year subscription to **InfoWorld**
2. CP/M Summary (\$4.95 value)

DISCOUNT SOFTWARE

Ad #11

✓ **new items/new prices.**
FANTASTIC PRICE PROTECTION POLICY

We'll match any advertised price on any item that we carry. And if you find a lower price on what you bought within 30 days of buying it, just show us the ad and we'll refund the difference.

It's that simple.

Combine our price protection with the availability of full professional support and our automatic update service and you have the Ultimate Software Plan.

It's a convenient, uncomplicated, logical way to get your software.

CP/M users: specify disk systems and formats. Most formats available.

DISK WITH MANUAL ONLY

CP/M*	
OSBORNE 1	
General Ledger#	\$ 59/\$20
Acct Rec/Acct Pay#	\$ 59/\$20
Payroll w/Cost#	\$ 59/\$20
Buy 2 get 1 free	\$ 118/\$57
All 3 & CBASIC-2	\$ 199/\$71
DIGITAL RESEARCH	
CP/M 2.2 Northstar	\$ 149/\$25
✓ CP/M 2.2 Micropolis	\$ 169/\$25
✓ CP/M 2.2 Durango	
F-85	\$ 169/\$25
CP/M 2.2 Cromemco	\$ 189/\$25
CP/M (other versions)	Call
PL/I-80.	\$ 459/\$35
Mac	\$ 85/\$15
Sid	\$ 65/\$15
Z-Sid	\$ 95/\$15
Tex	\$ 70/\$15
DeSpool	\$ 50/\$10
MICROSOFT	
Basic-80.	\$ 294/\$30
Basic Compiler	\$ 334/\$30
Fortran-80	\$ 384/\$30
Cobol-80	\$ 574/\$30
Macro-80	\$ 144/\$20
Edit-80	\$ 84/\$20
MuSimp/MuMath	\$ 224/\$25
MuLisp-80	\$ 174/\$20
MICRO DATA BASE SYSTEMS	
HDBS	\$ 250/\$40
✓ MDBS	\$ 795/\$40
Other	Call
S.O.F.T.W.A.R.E.	
MicroTax*†	
Federal individual	\$ 749/\$50
Federal corporate	\$ 249/\$25
State individual	\$ 249/\$25
TCS†	
✓ General Ledger	\$ 79/\$25
✓ Acct Receivable	\$ 79/\$25
✓ Acct Payable	\$ 79/\$25
✓ Payroll	\$ 79/\$25
✓ All 4	\$ 269/\$99
SUPERSOFT	
Forth (8080 or Z80)	\$ 129/\$25
Diagnostic I	\$ 49/\$20
Other disk software	less 10%
SOFTWARE WORKS	
Adapt	\$ 69/ na
Ratfor	\$ 86/ na
COMPUTER PATHWAYS	
Pearl (level 1)#	\$ 99/\$25
✓ Pearl (level 2)#	\$ 299/\$40
✓ Pearl (level 3)#	\$ 549/\$65
COMPLETE BUSINESS SYSTEMS‡	
✓ Creator	\$ 269/\$25
✓ Reporter	\$ 169/\$20
✓ Both	\$ 399/\$45
MICROPRO	
✓ WordStar	\$ 324/\$60
Mail/Merge	\$ 114/\$25

THIS MONTH'S SPECIAL:
T.I.M. DBMS JUST \$299.
Terrific for inventory, mailings, financial, you-name-it! Menu-driven, auto-sort, 32000 records per file, any number of files, and dynamite documentation!

✓ WordStar/Mail-Merge	\$434/\$85
✓ DataStar	\$279/\$60
✓ Word-Master	\$119/\$40
✓ SuperSort I	\$199/\$40
✓ SuperSort II	\$169/\$40
✓ SuperSort III	\$119/\$40

PEACHTREE* †‡	
General Ledger	\$399/\$40
Acct Receivable	\$399/\$40
Acct Payable	\$399/\$40
Payroll	\$399/\$40
Inventory	\$399/\$40
Property Mgt	\$799/\$40
C.P.A. Client Write-up	\$799/\$40
Mailing Address	\$349/\$40

STRUCTURED SYSTEMS	
GL or AR or AP#	\$747/\$25
Payroll#	\$747/\$25
Inventory Control#	\$447/\$40
Analyst#	\$197/\$20
Letterright#	\$167/\$20
NAD#	\$ 87/\$20
QSORT	\$ 87/\$20

GRAHAM-DORIAN†	
General Ledger#	\$693/\$40
Acct Receivable#	\$693/\$40
Acct Payable#	\$693/\$40
Job Costing#	\$693/\$40
Payroll#	\$493/\$40
Inventory#	\$493/\$40
Cash Register#	\$493/\$40
Apartment Mgt#	\$493/\$40

MICRO-AP	
Selector III-C2#	\$269/\$20
Selector IV#	\$469/\$35
S-Basic	\$269/\$25

WHITESMITHS	
"C" Compiler★	\$600/\$30
Pascal (incl "C")★	\$750/\$45

EIDOS SYSTEMS	
Kiss	\$299/\$25
K-Basic	\$529/\$50

ORGANIC SOFTWARE	
TextWriter III	\$111/\$20
DateBook	\$269/\$25

SoHo Group	
MatchMaker	\$ 97/\$20
WorkSheet	\$177/\$20

"OTHER GOODIES"	
Tiny "C"	\$ 89/\$50
✓ Tiny "C" Compiler	\$229/\$50
✓ CBASIC-2	\$ 89/\$15
✓ Pascal/Z	\$369/\$30

Pascal/UCSD	\$299/\$30
Pascal/MT+	\$224/\$30
Pascal/M	\$149/\$20
Nevada Cobol	\$129/\$25
Raid	\$229/\$25
✓ MAGSAM III	\$129/\$25
✓ MAGSAM IV	\$259/\$25
✓ BSTAM	\$129/\$10
FMS-80	\$649/\$45
✓ JBASE II DBMS	\$629/\$50
Conдор DBMS	\$599/\$30
Vulcan DBMS	\$469/\$30
✓ T.I.M. DBMS‡	\$329/\$35
CBS	\$369/\$45
✓ Whatst?!	\$149/\$25
✓ Ultra-Sort II	\$159/\$25
✓ MicroStat	\$224/\$15
String/80	\$ 84/\$20
✓ Vedit	\$ 99/\$15
Postmaster	\$149/\$20
WordSearch	\$179/\$25
SpellGuard	\$269/\$25
Spell Binder	\$349/\$45
✓ VTS/80	\$489/\$65
✓ Magic Wand	\$299/\$45
Electric Pencil II	less 15%
CPAids	less 12%

APPLE II*	
MICROSOFT	
Softcard (CP/M)	\$292
Cobol	\$574

PERSONAL SOFTWARE	
Visicalc*	\$122
CCA Data Mgr	\$ 84
Desktop/Plan	\$ 84
Zork	\$ 34

PEACHTREE* †‡	
General Ledger	\$224/\$40
Acct Receivable	\$224/\$40
Acct Payable	\$224/\$40
Payroll	\$224/\$40
Inventory	\$224/\$40

MUSE	
Super-Text II	\$127
Other disk software	less 10%

STC (Software Tech.)	
✓ Prof. Time & Billing	\$279
Other	less 15%

"OTHER GOODIES"	
✓ Data Factory	\$129
✓ Whatst?!	\$129
✓ Creator	\$229
✓ LedgerPlus	
(GL A/R & A/P)	\$549

TRS-80* MODEL II	
CP/M 2.2 (P&T)	\$159/\$35
Electric Pencil II	less 15%

NORTHSTAR	
NorthWord	\$299
Mail Manager	\$239
Info Manager	\$369
✓ General Ledger	\$749
✓ Acct Receivable	\$449
✓ Acct Payable	\$449

ADD lowercase with our **PLUG-IN piggyback board!**

CENTRONICS

NOW! Add lowercase and optional second character sets to **ALL MODELS*** Centronics printers — including the popular 101A and 779: 96 Character ASCII; Optional character sets: APL, TRS-80/H-19 Graphics, Scientific, Customer-defined. *Except 730, 737 and 6000-series

Available now in two versions:
5W x 7H (all models*)—\$95.00
5 x 7 optional sets—add \$15.00 each
9W x 7H (101/101A/779)—\$135.00
INTRO SPECIAL—FREE optional set on 9 x 7 order placed before 3/31/81

ALSO: Refurbished Printers!
Limited quantity now in stock:

730-1: \$450	306: \$595
101/101A: \$795	103: \$995
102: \$1195	Shipped postage collect



12503 King's Lake Drive
Reston, Virginia 22091
(703) 620-2994
All products warranted 90 days
MasterCard, VISA, Check, MO, PO



The Magic Cursor allows you to easily create screens (including graphics) on your video. A powerful command then generates the BASIC instructions to recreate the screen.
The Magic Cursor makes sophisticated data entry and display easy. With **The Magic Cursor**, you define the data entry or display fields directly on your screen. The definition commands will generate the BASIC instructions to implement data entry and display.
The Magic Cursor will also:
• create graphical characters simply on the screen
• duplicate characters on the screen easily
• store screens for later use in the same session
• reload screens created in previous sessions
• center blocks of text on the screen
• move blocks of text on the screen
• right justify text within a block on the screen
and more... it has 22 powerful commands!

MAGIC CURSOR (32K Disk, Mod 1) \$99.95
Trace-80*
TRACE-80 lets you develop the power of an IBM mainframe program in a way you can use a machine language program. It uses machine and word processing. You can edit, modify, and save your programs. You can watch each instruction separately, and register contents on the screen. It also has a powerful screen display.
If you have a printer, **TRACE-80** allows you to create your programs with a screen and watch the screen while your printer simultaneously prints the function code being executed. The memory register and the register contents will also be printed on your printer's output.
TRACE-80 allows you to create ROMs for several IBM mainframe programs. (Information on special installation file.)
TRACE-80 (Mod 1) (16K Disk) \$39.95
TRACE-80 (Mod 2) (16K Disk) \$49.95

The Restauranteur's Consultant™
This top and innovative management consultant using the most current data and cost analysis. These tasks required to effectively plan and operation of food service business. Over a half dozen reports give you a complete and up-to-date analysis of your business for profitability. And handling of daily cost of business operations and analyzing per week instead of hours replace the traditional manual time-consuming operation of your food cost analysis.
Mod 1: 32K, 2 Disk (Printer or Mod 2) \$199.00

CUSTOM COMPUTER CENTER, INC.
For Ordering by Information World
P.O. Box 88842, Houston, TX 77288
Attn: Jim Martins
or Call (713) 474-2426
Mod 1: 32K, 2 Disk (Printer or Mod 2) \$199.00
✓7
WRITE FOR OUR COMPLETE SOFTWARE CATALOG!!

*—Special Bonus with order †—Requires Microsoft BASIC ‡—Supplied in source code ■—Requires CBASIC-2 ®—Migs Trademark
ORDERS ONLY—CALL TOLL FREE VISA • MASTERCARD
1-800-854-2003 ext. 823 • Calif. 1-800-522-1500 ext. 823
Overseas—add \$10 plus additional postage • Add \$250 postage and handling per each item • California residents add 6% sales tax • Allow 2 weeks on checks, C.O.D. ok • Prices subject to change without notice
All items subject to availability •
THE DISCOUNT SOFTWARE GROUP ✓440
1610 Argyle Ave., Bldg. 102 • Los Angeles, CA 90028 • (213) 666-7677

"Micro-Basketball proceeds much like a regular basketball game. Each offensive play has dribbling, passing, and shooting..."

Since the shooting percentage starts at 50, the final shooting percentage equals $50 + 0 + 10 + 3 = 63\%$.

Subroutines

The fun part of Micro-Basketball is its graphics, particularly seeing your men pass, dribble, and shoot (at least it's fun while you're winning). Even the computerized cheering sections get into the action. For organization's sake, I separated the program into 11 major subroutines, each designed to handle a specific part of the graphics. Dribbling (1720), shooting (2770), fouls (2910), player positioning (1500), and court drawing (1030) are called from the main body of the program (0-1020). The combination of these subroutines simulates the deployment of offenses and defenses in an actual basketball game.

All of the graphics are done using PRINT @ statements. The position of an object is found by each individual subroutine from a set of arrays using tables of numbers as starting points. From these, the computer draws the figures. The arrays C (court design), OF (offensive players), DF (defensive players) and PM (the moving basketball) are in two subdivisions, one for each half-court. The use of the subroutines and the arrays permits the program to execute the graphics quickly, enhancing the realism of the game.

The subroutine that prevents the basketball from erasing the players and the court could be useful in many programs. The @-to-POINT subroutine (lines 3210-3290) converts a PRINT @ number (MO) and

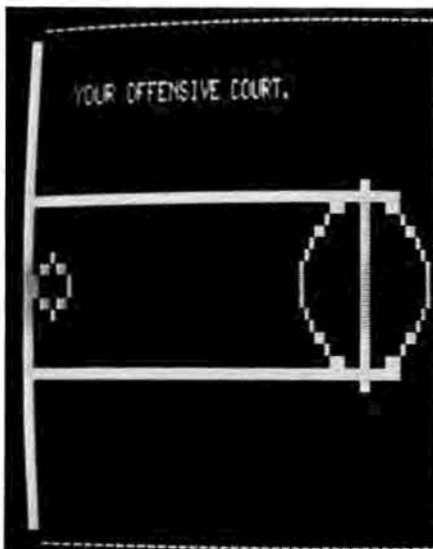


Photo 1. The player's offensive half court. Character string combinations are used to draw the basket and foul-circle.

```

)";
4310 PRINT" IS POINTED AT THE BASKET, THE TEAM IS PLA
Y";
4320 PRINT"ING AGGRESSIVELY. IF THE DEFENSE HAS ARR
OWS";
4330 PRINT" POINTED AT THE BASKET, THEY ARE PLAYING";
4340 PRINT" SAFELY. THE ";
4350 PRINT"RESULT IS THAT THE % IS DECREASED BY ";
4360 PRINT"10% (SEE RULE ABOVE).";
4370 PRINT"ANY KEY?";
4380 K$=INKEY$:IFK$=""THEN4380
4390 CLS
4400 PRINT"***** SHOT % RANGE: THE SHOT % OF A PLAYER IS ALSO
";
4410 PRINT"ASSISTED BY A RANDOM NUMBER LES
S ";
4420 PRINT"THAN 10."
4430 PRINT
4440 PRINT"**** LIMITS ON PLAYERS: (1)OUTSIDE SHOT-POINT MAN, CENT
ER, ";
4450 PRINT" AND R. GUARD.
"
4460 PRINT" (2)INSIDE SHOT -CENTER, L. ";
4470 PRINT"FORWARD, AND R.
";
4480 PRINT"FORWARD."
4490 PRINT" (3)CHOICE SHOT -ALL PLAYERS."
4500 PRINT"ANY KEY?"
4510 K$=INKEY$:IFK$=""THEN4510
4520 IFHE$="D"ORHE$="S"THEN4540
4530 RETURN
4540 GOSUB 1030
4550 RETURN
4560 DATA 64,352,353,449,107,320
4570 DATA 127,352,353,507,65,352
4580 DATA 493,138,778,860,93,464,179,819,865,97
4590 DATA 476,196,708,728,216,456,194,706,736,224,487,132,772,854,
87
4600 DATA 482,248,760,741,230,501,250,762,733,221,470,185,825,871,
103
4610 DATA -6,62,-66,-68,60,6,66,-62,-60,68
4620 P1$=CHR$(176)+CHR$(187)+CHR$(177)+CHR$(144)
4630 P3$=CHR$(32)+CHR$(151)+CHR$(149)+" "
4640 P4$=CHR$(32)+CHR$(150)+CHR$(148)+" "
4650 B$=CHR$(191)
4660 P2$=CHR$(176)+CHR$(155)+CHR$(177)+CHR$(144)
4670 FORA9=1TO2:FORA8=1TO6
4680 READ C(A9,A8)
4690 NEXT:NEXT
4700 FORA9=1TO2
4710 FORA8=1TO5
4720 READOF(A9,A8)
4730 NEXT:NEXT
4740 FORA9=1TO2:FORA8=1TO3:FORA7=1TO5
4750 READDF(A9,A8,A7)
4760 NEXT:NEXT:NEXT
4770 FORA9=1TO2:FORA8=1TO5
4780 READPM(A9,A8)
4790 NEXT:NEXT
4800 A5=2
4810 GOTO30
4820 REM ***** CROWD CHEERING
4830 CLS
4840 PRINTCHR$(23)
4850 PRINT@456,"THE CROWD GOES ";
4860 XL=RND(3):ONXLGOTO4870,4880,4890
4870 PRINT"WILD":GOTO4900
4880 PRINT"CRAZY":GOTO4900
4890 PRINT"INSANE":GOTO4900
4900 FORA9=1TO700:NEXT:CLS
4910 FORA9=384TO896STEP256
4920 PRINT@A9,STRING$(64,CHR$(131));
4930 NEXT
4940 FORA9=31TO991STEP64
4950 PRINT@A9,CHR$(191)+CHR$(191);
4960 NEXT
4970 IFBK=0THEN5000

```

Program continues

"The fun part of Micro-Basketball is its graphics, . . . Even the computerized cheering sections get into the action."

changes it into the number of lines down (MP) and the number of spaces over (MQ). It then checks all the blocks within a three-by-two space using MQ and MP to determine the POINT coordinates. The formula for the x coordinate is $MQ * 2 + A7$ and the y is $MP * 3 + A6$ (where A7 and A6 are the parameters of the loops). If there are any blocks SET within the space, the subroutine returns a 1 in MR. The shooting subroutine, in turn, skips printing the ball at that space.

Sequence of Play

Micro-Basketball proceeds much like a regular basketball game. Each offensive play has dribbling, passing, and shooting, with a possibility of fouls, blocks, three-pointers, and even "slamdunks." There are three major segments that make up each offensive play. The set-up, the action, and the transition sections simulate most of the play of a regular game.

In the set-up section, the player and the computer pick offensive and defensive strategies. The offensive player picks the type of shot, a shooter, and a status, while the defensive player chooses a defense and a status. The two teams are then placed on the court. Since there are three types of defense, the defensive positioning will vary, but the offense will always be placed on the court as shown in Table 3. The scoreboard (the time clock and space directly beneath it) is then set up. It shows the offensive/defensive choices and the shooter. The play is ready to begin.

The action sequence continues until the offensive play is completed. As play begins there will be either a foul called, or the ball will be given to the shooter. If there is a foul called, the men will be lined up as in a real game and two shots taken. If play continues, the ball is dribbled and passed by the

```

4980 IFTE=1THENTE=2ELSETE=1
4990 HO$=PA$:PA$=PC$:PC$=HO$:HO$=PB$:PB$=PD$:PD$=HO$
5000 IFTE=1THENCW=257:CR=291:GOTO5020
5010 CW=291:CR=257
5020 FORA9=CRTOCR+512STEP256
5030 PRINT@A9,"";
5040 FORA8=1TO5:PRINTPA$ " ";:NEXT
5050 PRINT@A9+64,"";
5060 FORA8=1TO5:PRINTPB$ " ";:NEXT
5070 NEXT
5080 FORA9=CWTOCW+512STEP256
5090 PRINT@A9,"";
5100 FORA8=1TO5:PRINTPC$ " ";:NEXT
5110 PRINT@A9+64,"";
5120 FORA8=1TO5:PRINTPD$ " ";:NEXT
5130 NEXT
5140 FORA9=1TO5
5150 FORA8=CW-64TOCW+448STEP256
5160 FORA7=A8TOA8+24STEP6
5170 IFCC=1GOTO5210
5180 CC=1:PRINT@A7,PC$;:PRINT@A7+64,PD$;:PRINT@A7+128," ";
5190 NEXT
5200 GOTO5230
5210 CC=2:PRINT@A7," ";:PRINT@A7+64,PC$;:PRINT@A7+128,PD$;
5220 NEXT
5230 NEXT:NEXT
5240 RETURN

```

point man to the shooter.

In the next action sequence, the shooter will either take the shot or have it blocked. If the ball is blocked, play goes to the transition section. The shot, once away from the shooter, will either go in or be missed. If the shot goes in, there is a chance that it will be a "slamdunk" or a three-pointer. An inside shot of five feet or less, or any inside or choice shot by the center is counted as a "slamdunk." A shot of 27 feet or greater is counted as a three-pointer. If the shot misses, there is a 40 percent chance of an offensive rebound. An offensive rebound sends the program back to the set-up section. A made or a

missed shot sends the program into the transition section.

The transition section handles the post-action play. If there is a blocked shot, "slamdunk", or three-pointer in the action section, a cheering section (one for each team) jumps up and down for the good play. After this is done, the other team is given control of the ball and the program goes back to the set-up section.

Well, armchair basketball fans, our time has come. Micro-Basketball lets us dribble, pass, shoot, "slamdunk," block, and cheer to our hearts' content. Ah, heaven. ■



Photo 2. The two teams lined up for the second foul shot.



Photo 3. Action on the player's defensive court prior to the shot. The scoreboard to the left gives the facts of the play. (Photographs by Thomas Cwalina)

Using **SCRIPSIT?**
 What has IBM got that you
 haven't got?
A SPELLING CHECKER!

HEXSPELL zaps those *sneaky* typos!

Tired of typos in your text? Can't remember if it's one "c" or two? Let HEXSPELL zip through your words, displaying any spelling errors for easy correction. HEXSPELL comes with a built-in wordlist, and soon learns any additional words that are special to your business or occupation. You can even teach it to become bilingual! HEXSPELL remembers up to 28,000 words, then starts forgetting old ones to make room for the new.

HEXSPELL, wordlist and manual US\$69. Manual only \$12.

Requires 48K TRS-80 Mod I with 2 Drives and TRSDOS. SCRIPSIT version available now, other versions under development.



P.O. Box 397 Stn. A
 Vancouver, B.C. Canada V6C 2N2
 Telephone (604) 682-7646 ✓125

AT LAST!

Mass production prices for high quality software. Buy direct and save 50%. Also available for CPM and HDOS.

DATA BASE MANAGER Mod I & III \$69, \$149 (48K). Mod-II \$199
 Maintain a data base and produce reports, all without user programming. Define file parameters and report formats on-line. Key random access, fast multi-key sort, field arithmetics, audit log, label. No time-consuming overlays. 500 happy users in one year. Mod-II and 48K versions have over 50 enhancements, including 40 fields maximum. "IDM-M2 is great!" - 80-US.

A/R Mod-I \$69 Mod-II \$149 Mod-III \$69
 Handles invoices, statements, aging, sales analysis, credit checking, forms input, and order entry. Unlike other accounts receivable programs, ours can be used by doctors, store managers, etc.

WORD PROCESSOR \$49
 Centers, justifies, indents, and numbers pages. Mod-I version features upper/lower case without hardware modification! File merge option available.

MAILING LIST Mod I & III \$59, \$79 (48K). Mod-II \$99
 The best! Compare and be selective. Includes forms input, 5-digit selection code, zip code extension, sort on any field, and multiple labels. Who else offers a report writer and merges with word processor?

INVENTORY Mod I & III \$89, \$109 (48K) Mod-II \$149
 Fast key random access. Reports include order info, performance summary, EQQ and user-specified reports. Many people have converted to our system! "Next to impossible to damage the file."

GL, A/R, A/P, PAYROLL Mod-II \$129 each
 Integrated accounting package. 100+ page manual. As opposed to Osborne's slow binary search and 64 column screen, we use fast ISAM and 80 columns. Dual disk and TRSDOS required.

L216 \$59
 A cassette package of 10 business programs for Level II 16 K systems. Includes word processor and data base manager. Poker game \$19.

Most programs are on-line, interactive, random-access, bug-free, documented, and delivered on disks. Mod-I programs require 32K TRSDOS. We're #1 in business software—don't let our low price fool you! Ask for our free 20-page catalog if you're still not convinced. Compiled versions are available.



MICRO ARCHITECT, INC. ✓54
 96 Dothan St., Arlington, MA 02174

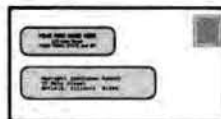

TRS-80™ Compatible
"carbonless"
Continuous Statements

small quantities, low prices, fast delivery

Order as few as 500 statements imprinted with your firm name and address.

Only **\$27⁹⁵**

NEBS 9062 Statements are software compatible with the TRS-80, Model 1, Level II, Accounts Receivable package #26-1555.



SPEED COLLECTIONS
 Product 772 DU-O-VUE® Envelope (3" x 6") eliminates envelope addressing.

TRS-80 is a Trade Mark of the Radio Shack Co., Subsidiary of the Tandy Corp.

Product 9062 — Size 6"x 8 1/2" detached. Prices include your firm name, address and phone in top section, plus your name only in lower section. Printed in black ink. Available in single (white) or duplicate (white, canary) continuous sets.

QUANTITY	SINGLE Product 9062-1	DUPLICATE Product 9062-2	Product 772 DU-O-VUE® Envelopes
10,000	\$192.00	\$355.00	\$138.00
6,000	128.00	228.00	92.00
4,000	99.00	169.00	64.50
2,000	59.00	99.00	36.25
1,000	38.75	61.00	20.75
500	27.95	39.95	12.25

ORDER TODAY! MONEY-BACK GUARANTEE.
FAST SERVICE BY MAIL or PHONE TOLL FREE 1 + 800-225-9550
 (Mass. residents 1 + 800-922-8560). It is our policy to ship within 6 working days following our receipt of your order.

Please ship: Date _____ 19____ CODE 460

_____ 9062-1 STATEMENTS (Single)

_____ 9062-2 STATEMENTS (Duplicate)

_____ 772 DU-O-VUE® Envelopes

_____ Information on continuous checks and other computer forms.

HEADING TO BE PRINTED ON FORMS: (Please type or print)

STREET _____

CITY and STATE _____ ZIP _____

PHONE _____

AUTHORIZED SIGNATURE _____
 If you wish us to BILL and SHIP differently from above please indicate.

Nebs Computer Forms

✓194 78 Hollis Street, Groton, Mass. 01450
 A division of New England Business Service, Inc.



Taranto
& ASSOCIATES, INC.

The Total System Store

CD	ATTR	DRIVE #	FILE	REC	11/14/88	MMBR	MMBR	88 02 51	SPACE	EDF
YY			TYPE	LEN	RECS	EXTS		ALLOC	USED	BYTE
88	P		DIR	256	91	3		95	91	0
88	D		DIR	63	1241	13		318	306	48
88	D		DIR	256	3	1		5	3	0
88	D		DIR	63	381	4		75	74	212
88	D		DIR	1	18229	1		48	48	244
88	D		DIR	1	18937	1		45	43	184
88	D		DIR	1	20	1		5	1	19
88	D		DIR	256	35	2		35	35	0
88	D		DIR	256	27	5		38	27	0
88	D		DIR	256	6	1		18	6	0
88	D		DIR	256	5	1		5	5	0
88	D		DIR	1	17	1		5	1	16
88	D		DIR	256	3	1		5	3	0

I started by selling programs, and a year later they said I was “the standard of the industry.”

Now I'm selling the whole computer.

I'm Irwin Taranto, the one who changed the TRS-80* into a serious business computer.

Thousands of businesses tried my programs in the last year and a half, and sometimes it seems like every one of them has called me on the phone. With every call, I get another idea. I polish, alter, upgrade and correct these programs constantly.

By now I know how they work best, and exactly what they need in the way of peripherals. It's only logical that I should sell the whole computer system, not just the program diskettes.

So if you look at the computer in the picture, you'll see it says “Taranto” on it, not “TRS-80.” The keyboard and CRT unit are a Tandy II* (that's what the manufacturer calls TRS-80 Model II when it's not sold through the Radio Shack). If it fits your needs better, though, we'll get the disk drive or the line printer somewhere else.

When you buy one of these Taranto computers, you get some serious advantages.

Some serious advantages.

You get hardware that's absolutely tailored to my programs. This means you'll be able to use every bit of the capability that's built into these systems.

You get my backup, down the line. If something goes wrong, we tell you how to fix it over the phone. If the problem's tough enough, I get on the phone myself. If we find out it's a hardware problem, you can get it fixed at any Radio Shack Service Center, even though it says “Taranto” on the machine. If you want to be completely covered, we'll arrange a service contract that takes care of everything.

*Trademarks of the Tandy Corporation

In a lot of cases, we can help you set it up, too. I'm putting a group of authorized dealers together. Before long, they'll be all over the country, able to bring the equipment and programs right to your business. They'll spend a day or so with you helping you shake it down. It'll cost a little more, but it's good insurance.

The programs.

When you buy a Taranto computer, you're also buying these systems — any or all — each custom-tailored to your own needs, all interacting with each other, all integrated with the General Ledger.

- General Ledger/Cash Journal
- Accounts Payable/Purchase Order
- Open Items Accounts Receivable/Invoicing
- Balance Forward Accounts Receivable (new)
- Payroll/Job Costing
- Inventory Control (new)

Of course, if you already own a TRS-80 (any model), all our programs are available without the hardware.

Put it all together, and you have a truly serious, truly supported computer, software and hardware included — for as little as \$8000.

I think they just might decide I've moved that “standard of the industry” up a notch or two.

Taranto

✓ 45 & ASSOCIATES, INC.

The Total System Store™

121 Paul Drive, San Rafael CA 94903.
Outside California, phone toll free (800) 227-2868.
In California (415) 472-2670.
Authorized dealers throughout America.

Income Averaging—1980

Margaret M. Grothman, CPA
Madison Area Technical College
Madison, WI 53703

Income averaging is an alternate method of federal tax computation which provides tax relief for persons whose incomes have increased sharply over a five year period. Federal income tax rates are progressive: They rise as income level rises. Because of this, a person who earns income in an uneven pattern over a period of years will pay more tax than one who earns income in a steady pattern. (See Table 1.) Income averaging reduces this additional tax for those who qualify. It treats a portion of the current year's taxable income as though it had been received evenly over five years instead of all in one year.

Requirements for Income Averaging

There are three requirements for income averaging. First, you must be a citizen or resident of the United States throughout the current tax year (called the computation year) and the four immediately preceding years (called the base period years). Secondly, you must have provided at least half of your own support in each of the base period years. On a joint return, both husband and wife must meet this requirement. The purpose of the support test is to deny the benefits of income averaging to persons first entering the job market. There are some exceptions to this support requirement; that is, certain conditions under which you may average income even though you do not meet the requirement. (See Table 2 for explanation and examples of the ex-

ceptions.)

The third requirement for income averaging is that averageable income must exceed \$3,000. Averageable income is the amount by which taxable income of the computation year exceeds 120 percent of the average taxable income of the four base period years. The effect of this requirement is to eliminate normal increases in income from the special income averaging process.

Schedule G is used to calculate the tax by the income averaging method. It is divided into three sections, the first of which is used to determine base period income for each of the four preceding years. In the second part, the taxpayer computes averageable income—to determine eligibility and to use for the tax computation procedure which follows in the third section.

Base Period Income and Adjustments

Taxable income for the four preceding years must be averaged as a step toward

determining averageable income. This sounds easy enough. Get out your tax returns for the last four years and look up taxable income on each one. Unfortunately, because of changes in the tax law and because of differences in the way the tax was determined, taxable income may not appear anywhere on the tax returns of those years. Schedule G provides the means for converting the numbers that do appear on those tax returns to the taxable income necessary for income averaging.

An important change in the tax law took place in 1977. Before that time, taxpayers deducted their choice of itemized deductions or a standard deduction from their adjusted gross incomes. They were also allowed a personal exemption deduction for each exemption claimed. The resulting figure was called taxable income and was the base for determining the tax. In an attempt to eliminate some of the arithmetic required of taxpayers, Congress changed the tax

Taxpayer	(Without Income Averaging)										Total Tax
	Year 1		Year 2		Year 3		Year 4		Year 5		
	Income	Tax	Income	Tax	Income	Tax	Income	Tax	Income	Tax	
1	\$20,000	\$4,177	\$20,000	\$4,177	\$20,000	\$4,177	\$20,000	\$4,177	\$20,000	\$4,177	\$20,885
2	14,000	2,345	17,000	3,205	20,000	4,177	23,000	5,197	26,000	6,342	21,266
3	10,000	1,387	10,000	1,387	15,000	2,605	30,000	7,962	35,000	10,207	23,548
4	5,000	422	5,000	422	20,000	4,177	30,000	7,962	40,000	12,657	25,640
5	40,000	12,657	30,000	7,962	20,000	4,177	5,000	422	5,000	422	25,640

Total tax over the five year period is largest where the income pattern is most uneven. Income averaging can help taxpayers 2, 3, and 4, but not taxpayer 5, whose income is declining.

All taxes were computed using 1980 rates and exemptions. The table assumes a single taxpayer, under 65, with one exemption.

Table 1. Comparison of Taxpayers With Total Taxable Income of \$100,000 Over a Five Year Period

computation procedure and redefined taxable income for tax years beginning in 1977.

Under the new law, taxpayers no longer deduct the standard deduction (renamed the zero bracket amount). They still receive the benefit of it, because tax rate schedules have been shifted to produce the same tax as before the change. In the new system, if a taxpayer wishes to itemize deductions, he or she deducts only the excess of total itemized deductions over the zero bracket amount. Taxable income is now defined as adjusted gross income less excess itemized deductions, less personal exemption deductions.

Because taxable income before 1977 and taxable income since 1977 do not have the same meaning, an adjustment is made to the taxable incomes of pre-1977 base period years to make them approximately equivalent to taxable income as defined in later years. The adjustment required is to add \$2,200 if unmarried, and \$3,200 if mar-

ried, to taxable income. Why \$2,200 and \$3,200? Those were the zero bracket amounts in 1977, the year of the tax law change. This solution to the problem was quite arbitrary—other ways could have been chosen to correct for the redefinition of taxable income.

emptions claimed so that taxpayers no longer have to subtract personal exemption deductions. Taxpayers whose incomes are larger than the tables allow, or who have more exemptions than the tables provide still have to subtract their own exemption deductions and compute their tax from rate schedules.

Since the majority of taxpayers use the tables, they do not compute taxable income on their returns. Schedule G contains lines to convert tax table income to taxable income for the base period years. For 1977 and 1978, this requires subtracting \$750 times the number of exemptions claimed. In 1979, the deduction was increased to \$1,000 per exemption.

Computing Averageable Income

For most taxpayers, taxable income is the base period income used in the income averaging computation. However, if a person excluded some foreign earned income in a base period year, that amount would have to be added back to taxable income before proceeding with income averaging.

For the purpose of income averaging, taxable income of the computation year is divided in two parts, averageable income and non-averageable income. Averageable income has been defined as the amount by which taxable income of the computation year exceeds 120 percent of the average taxable income of the four base period years. Non-averageable income is therefore 120 percent of the average taxable income of the four base period years. Schedule G is designed to use a shortcut method to compute non-averageable income. Average base period income equals 1/4 of total base period income, and averageable income equals 120 percent or 6/5 of average base period income. Therefore, the arithmetic can be reduced to a one-step procedure by multiplying total base period income by 30

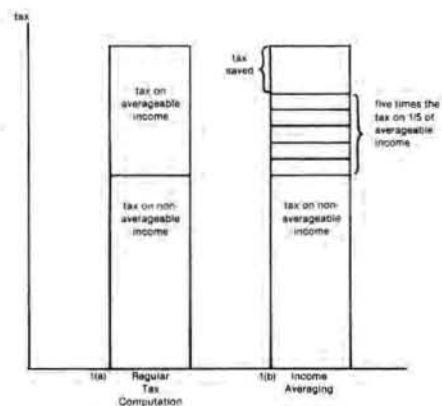


Fig. 1.

percent. ($1/4 \times 6/5 = 3/10$). Line 13 on Schedule G is non-averageable income, although it is not labeled as such. Once non-averageable income is known, it is subtracted from total taxable income to obtain averageable income.

There are lines on Schedule G for two adjustments to the computation year taxable income, but they affect so few taxpayers that it isn't practical to include them in this income averaging program. On the great majority of Schedule Gs filed, these lines contain zeros. Lines 8, 10, 18, 25, 26, and 27 may be ignored when these adjustments are not required.

Computation of Tax

Figure 1 illustrates the difference between the regular tax computation and the income averaging procedure. In 1(b), the top part of the bar (which in 1(a) represented the tax on averageable income) has been replaced by five times the tax on 1/5 of averageable income. Tax dollars are saved by avoiding the highest tax rates that apply to the taxpayer's highest levels of income.

Fig. 2. Schedule G

ried, to taxable income. Why \$2,200 and \$3,200? Those were the zero bracket amounts in 1977, the year of the tax law change. This solution to the problem was quite arbitrary—other ways could have been chosen to correct for the redefinition of taxable income.

On the 1980 Schedule G, only 1976 requires this adjustment. Next year, no such adjustment will need to be made, since all base period years will use the new definition of taxable income.

Another change which took place beginning in 1977 was the introduction of a new concept: tax table income. After subtracting excess itemized deductions (if any) from adjusted gross income, most taxpayers can look up the resulting tax table income directly in a table. The tax tables have columns corresponding to the number of ex-

- 1) There have been at least four years since the taxpayer turned 21 in which he or she was not a full-time student.
- 2) Over half of the taxpayer's current year income is the result of work performed in two or more base period years.
- 3) A person who meets the support test marries someone who does not. Income averaging on a joint return will be allowed if the spouse who does not meet the support requirement has 25% or less of their combined adjusted gross income.

Example: A 32 year old teacher recently returned to work after having been unemployed and supported by his father for the last two years. He has not been a student for ten years. He may income average because of exception number 1.

Example: A writer has been working on a novel for the past three years while being supported by his girlfriend. This year, his only income consists of royalties from the book. He may income average because of exception number 2.

Example 1: A recently married man and woman have incomes of \$4,000 and \$28,000. The husband does not meet the support requirement, but the wife does. They may income average on a joint return by exception number 3.

Example 2: If the incomes of the couple above were each \$16,000, they could not income average on a joint return, but they could file separate returns, the wife income averaging on hers. This may or may not result in lower tax than the joint return. Try both ways; separate returns with income averaging or a joint return without.

Table 2. Exceptions to the Support Requirement (Allowing persons to income average even though they have not provided half or more of their own support during the four preceding years)

COTTAGE SOFTWARE

PACKER: Automatically edits all or part of your Basic program to ease editing, run faster, or save memory. Has 5 sections: UNPACK—unpacks multiple statement lines into single statements maintaining program logic, inserts spaces and renumbers lines for easier editing. SHORT—shortens your program by editing out all REM statements, unnecessary words and spaces. PACK—executes UNPACK & SHORT then packs lines into multiple statement lines; maintains program logic. RENUM—renumbers program lines including all branches. You specify increment. MOVE—moves any line or block of lines to any new location in the program and renumbers lines. Written in machine language. Supplied on tape in 3 versions for 16K, 32K & 48K.

For TRS-80™ Level II or Disk Basic.....\$29.95

FAST SORT ROUTINES: for use with Radio Shack's Accounts Receivable, Inventory Control I, & Disk Mailing List Systems for Model I Level II. Sorts in SECONDS! You'll be amazed at the time they can save. Supplied on data diskette with complete instructions.

FAST SORT for Accounts Receivable.....\$19.95

FAST SORT for Inventory Control I.....\$19.95

FAST SORT for Disk Mailing List (specify data diskette or tape for one drive system).....\$14.95

ALL THREE ROUTINES.....\$44.95

SYSTEM TAPE DUPLICATOR: Copy your system format tapes. Includes verify routine.

For any TRS-80™ Level II.....\$14.95

CASSETTE LABEL MAKER: A mini word processor to print cassette labels on a line printer. Includes manual and 50 peel-and-stick labels on tractor feed paper.

For TRS-80™ Level II & printer.....\$15.95

4116 RAM CHIPS—Tested!! Guaranteed for 1 year to the original purchaser.....16K for \$49.95

MANY MORE items available. Call or write for catalog. VISA & MASTERCHARGE accepted. Dealer inquiries invited. Kansas residents add 3% sales tax.

Foreign orders in US currency only.

On line catalog on Wichita FORUM-80: 316-682-2113

Or call our 24 hour phone: 316-683-4811 or write:

COTTAGE SOFTWARE

614 N. Harding ✓233
Wichita, KS 67208

"TRS-80 is a registered trademark of TANDY CORP."

TRS-80*

SAVE A BUNDLE

When you buy your
TRS-80™ equipment!

Use our toll free number to
check our price before you buy
a TRS-80™ . . . anywhere!

TRS-80 is a trademark of the Radio Shack Division of Tandy Corporation.

full Radio Shack warranty



✓148

SALES COMPANY

1412 WEST FAIRFIELD DR.

P.O. BOX 8098 PENSACOLA FL 32505

904/438-6507

nationwide 1-800-874-1551

On line 20, 21, and 22, the tax is computed using the 1980 tax rate schedules, not the tax tables. The tax tables are designed only for use with tax table income. Since all Schedule G computations are done with taxable income, the tax tables may not be used.

The Program

The program is written for a 16K Level II TRS-80. There is a subroutine for video display of Schedule G, and one for output to a line printer. Either or both may be used. The format for the printer option has been designed for use with a 1980 Schedule G. Printout could be on the form itself (if your printer accepts single sheets), or on plain paper to be copied along with a Schedule

G transparency. This subroutine was written for use with a Radio Shack Line Printer IV (or Centronics 737). It may be necessary to modify the routine for use with other printers.

In this version, it is assumed that there is no foreign earned income in the base period years, so line 4 will always be zero. A subroutine for the foreign earned income adjustment could easily be added. It is also assumed that neither of the adjustments to averageable income mentioned before will be used.

The entire program could be used as a subroutine in a larger tax program. To ease program modification, all subroutines are labeled. Also, a Schedule G with variable names entered is shown in Fig. 2. ■

Program Listing. 1980 Income Averaging

```

10 CLEAR 100: DIM BR(4,16), R(4,16): CLS
20 FOR N = 1 TO 4: FOR NN = 1 TO 16
30 READ BR(N,NN): READ R(N,NN): NEXT NN: NEXT N
40 PRINT: PRINT: PRINT: AS$ = STRING$(50,140): GOSUB 90
50 PRINT: PRINT: AS$ = "1980 INCOME AVERAGING": GOSUB 90
60 PRINT: PRINT: AS$ = "BY MARGARET M. GROTHMAN, CPA": GOSUB 90
70 PRINT: PRINT: AS$ = STRING$(50,140): GOSUB 90
80 FOR N = 1 TO 1200: NEXT N: GOTO 110
90 CS$ = STRING$(32," "): W = 64 - LEN(AS$): W = INT(W/2)
100 CS$ = LEFT$(CS$,W): PRINT CS$: AS$: RETURN
110 ***** INPUT FOR 1980 *****
120 CLS: PRINT: PRINT: AS$ = "INDICATE FILING STATUS:": GOSUB 90
130 PRINT: PRINT: PRINT TAB(10) "1 - SINGLE"
140 PRINT TAB(10) "2 - MARRIED FILING JOINT RETURN"
150 PRINT TAB(10) "3 - MARRIED FILING SEPARATE RETURN"
160 PRINT TAB(10) "4 - HEAD OF HOUSEHOLD"
170 PRINT TAB(10) "5 - QUALIFYING WIDOW/WIDOWER"
180 PRINT: PRINT: INPUT "ENTER NUMBER": S
190 IF S < 1 OR S > 5 GOTO 180
200 IF S <> INT(S) GOTO 180
210 INPUT "ENTER TAXABLE INCOME FROM SCHEDULE TC, LINE 3": TI
220 IF TI <= 0 GOTO 210
230 ***** INPUT FOR BASE PERIOD YEARS *****
240 CLS: PRINT: PRINT TAB(5) "FOR 1977, 1978, AND 1979, ENTER TAX
TABLE INCOME."
250 PRINT: PRINT TAB(7) "FOR EACH OF THE THREE YEARS, TAX TABLE IN
COME"
260 PRINT TAB(7) "CAN BE FOUND ON LINE 34 OF FORM 1040."
270 PRINT: PRINT: PRINT TAB(10): INPUT "1977": T7
280 PRINT TAB(10): INPUT "1978": T8
290 PRINT TAB(10): INPUT "1979": T9
300 PRINT: PRINT TAB(5): INPUT "HOW MANY EXEMPTIONS WERE CLAIMED
IN 1977": E7
310 IF E7 < 1 GOTO 300
320 IF E7 <> INT(E7) GOTO 300
330 PRINT TAB(5): INPUT "HOW MANY EXEMPTIONS WERE CLAIMED IN 1978
": E8
340 IF E8 < 1 GOTO 330
350 IF E8 <> INT(E8) GOTO 330
360 PRINT TAB(5): INPUT "HOW MANY EXEMPTIONS WERE CLAIMED IN 1979
": E9
370 IF E9 < 1 GOTO 360
380 IF E9 <> INT(E9) GOTO 360
390 CLS: PRINT: PRINT: PRINT TAB(15) "FOR 1976 ENTER TAXABLE INCOM
E."
400 PRINT: PRINT TAB(7) "TAXABLE INCOME FOR 1976 CAN BE FOUND ON F
ORM 1040."
410 PRINT TAB(7) "LINE 47 OR ON FORM 1040A, LINE 15."
420 PRINT: PRINT: PRINT TAB(15): INPUT "1976 TAXABLE INCOME": T6
430 ***** COMPUTATION OF AVERAGEABLE INCOME *****
440 IF S = 2 OR S = 5 THEN AD = 3200: B6 = T6 + AD: GOTO 470
450 IF S = 1 OR S = 4 THEN AD = 2200: B6 = T6 + AD: GOTO 470
460 AD = 1600: B6 = T6 + AD
470 IF B6 < 0 THEN B6 = 0
480 P7 = 750 * E7: P8 = 750 * E8: P9 = 1000 * E9
490 B7 = T7 - P7: IF B7 < 0 THEN B7 = 0
500 B8 = T8 - P8: IF B8 < 0 THEN B8 = 0
510 B9 = T9 - P9: IF B9 < 0 THEN B9 = 0
520 TB = B6 + B7 + B8 + B9: NA = TB * .3

```

Program continues



Apparat, Inc. 4401 South Tamarac Parkway
Denver, Colorado 80237 264

Announces New Products for: TRS-80® Apple® Atari®

SOFTWARE

"A complete Small Business Accounting System"

The Micro Accounting System General Ledger, Accounts Payable, Accounts Receivable are fully integrated with all entries automatically posted to all modules. The system will handle a General Ledger chart of 200 accounts, 300 vendors for Accounts Payable and 300 to 1600 customers under Accounts Receivable.

\$159.00 General Ledger, Accounts Receivable, or Accounts Payable

\$ 89.00 Check Register

\$489.00 Special for the entire system

"AT LAST A manufacturing control system"

Easy to use modular construction allows interfacing with Invoicing and Accounts Receivable. Manages inventory, sales and receivables with ease. Comfortably handles inventory as products comprised of components contained in the inventory. The system consists of the following modules which may be purchased separately:

	Model I	Model II	Apple
Invoicing and Sales Subsystem	\$175.00	\$250.00	\$175.00
Manufacturing Inventory Control Subsystem	\$175.00	\$250.00	\$175.00
Accounts Receivable with Labeling Subsystem	\$200.00	\$300.00	\$200.00
Integrated Sales and Inventory System	\$500.00	\$700.00	\$500.00

FLEXTXT AND NOW FLEXTXT II

An appendage to SCRIPSIT for the Model I and now available for the Model II, that allows all of SCRIPSIT formats while exercising many of the features of the Centronics 737 printer such as:

Proportional character set in normal and expanded mode.

• Right justification using proportional or compressed character sets. • Underlining • Superscripts and subscripts
TRS-80® Model I **\$29.95** Model II **\$29.95**

NEWTRIEVE

Provides rapid access to a string of characters of any length located on disk or in memory. This useful utility is written in assembly language for speed but can be utilized either from BASIC or assembly language application programs. A companion utility generates a BASIC user module to install Newtrieve into an application program. **\$49.00**

NEWDOS 80

A new enhanced NEWDOS for the TRS-80.

The most powerful Disk Operating System for the TRS-80 designed for the sophisticated user and professional programmer who demands the ultimate.

NEWDOS/80 is the planned upgrade from NEWDOS 2.1.

Some of the features are:

• New BASIC commands for files with variable record lengths up to 4095 • Mix or match drives. Use 35, 40 or 80 track 5" disk drives or 8" disk drives, or combo • Security boot-up for BASIC or machine code application programs • New editing commands • Enhanced RENUMBER that allows relocation • Command chaining • Spooler • DFG function; striking of DF and G keys allows user to enter a mini-DOS without disturbing program • Compatible with NEWDOS & TRSDOS • Machine language Superzap/80 2.1 utilities and enhanced debug and copy

HARDWARE

Disk Drives

with power supply and chassis

40 Track

Tandon or Shugart single sided **\$339.00**
Tandon TM100-2A dual sided **\$499.00**

80 Track

Tandon TM100-3 single sided **\$679.00**
Tandon TM100-4 dual sided **\$839.00**

Coming Soon

5 1/4" Winchester hard disk drives

Clock/Calendar/Appointment Scheduler

Provides the usual clock/calendar functions including hour/minute/second and month/day/year/ day of week; however, here the similarity ends. The user is given a choice of two output modes, either the user's program can request the time and date or these values can be DMAed to the computer where they are automatically displayed on the video screen. Also included is the capability of setting nearly a hundred time/dates which, when matching the time/ date of the clock/calendar, will cause an interrupt. A Basic program included can be used to maintain an appointment schedule for one or more people or alert persons to perform certain tasks.

Available in March for TRS-80® and Apple® **\$169.00**

PROM Programmer

Apparat presents a PROM programmer that will handle all 25XX and 27XX parts in the 1k to 4k range and both 5v only and multivoltage types. This is done by use of a 16 pin personality jumper plug which configures to programmer to the appropriate PROM type. Zero insertion force sockets are provided for each PROM type to read, write, edit and verify from/to any range of memory. Only a portion of a PROM need be written so that it may be programmed even if it is not a blank.

Available in February for TRS-80® and Apple® **\$149.00**

DISKETTE SPECIAL

5 1/4" single sided 40 track certified

BASF-cardboard box of 10 **\$24.95** 10 Boxes **\$190.00**
Blank Label-Plastic Box of 10 **\$25.95** 10 Boxes **\$210.00**
Blank Label-Bulk Package of 100 Disks **\$180.00**

*Diskettes guaranteed for one year-FREE replacement

THE APPARAT CONNECTION

Connects through TRS-80® Bus or RS-232 **\$249.00**.
Connects through Atari® Bus **\$249.00**. Auto dial option for either TRS-80 or Atari **\$79.00**.

SMART TERMINAL 80 (DISK) \$79.00

STOCK MARKET \$49.95

DON'T FORGET TO PICK UP 80 MICROCOMPUTING, APRIL, 1981 EDITION TO RECEIVE APPARATS' 1981 CATALOG.*

*Nominal fee for THE CATALOG 1981 if requested directly from Apparat, Inc.

Order Desk 1-(800)-525-7674 (except CO, HI, AK)
Technical/Service 1-(303)-741-1778

Minimum Visa or Master Charge Order \$10.00



All Cash Purchases Discounted Freight FOB Denver

INTERFACE EXPANSION BOARD

For the TRS 80

MD
MICRO-DESIGN



The Interface Expansion Board gives your computer these features:

Phone Modem

2K E-PROM OPTION

In Stock Now

32 K Memory

PC Board & user manual

Real-Time Clock

MDX-1

Parallel Port

RS-232 Port

Dual Cassette Line

Floppy Disk Controller*

MDX-2*

On Board Supply

Silk Screen

Solder Mask

Expansion Port

Manual

64.95

74.95

Add 3.00 for shipping & handling. Texas residents add 5% sales tax.

MANUALS \$7.95

FREE PAMPHLET AVAILABLE
Call or write

MICRO-DESIGN
P.O. Box 18054
Austin, Texas 78760
1-512-458-2937



*TRS 80 is a Trademark of Tandy Corp.

OSI (8K) APPLE TRS-80†



**Computers
& Gambling
Products
Magazine**

PRESENTS:

PROBABILITY HANDICAPPING DEVICE 1 — A BASIC PROGRAM FOR: HORSE RACE HANDICAPPING!

This incredible program was written by a professional software consultant to TRW Space Systems. This is a complex program carefully human factored for easy use. It is a comprehensive horse racing system for spotting overlays in thoroughbred sprint races. Your computer will accurately predict the win probability and odds line for each horse based on your entries from the racing form. The next day overlay horses can be spotted on the track tote board. The user's manual contains a complete explanation of overlay betting plus much more useful information. The appendix contains a detailed tab run of a 100 consecutive race system workout showing an amazing 50% return (\$1.50 returned for each \$1.00 flat wager). Includes many features such as error correction, bubble sort, line printer output, automatic keyboard debounce, archiving, etc. The manual may be ordered separately for perusal for \$7.95 and credit.

CHALLENGER 1P, 2P, or 4P 8K VERSIONS Now Available!

Phd-1 User's manual and cassette for:

Apple II (16K), TRS-80 Level II (16K), Challenger (8K) 29.95

TRS-80 or APPLE DISK 34.95

BRAND NEW FROM SDL: WIN AT THE RACES. This thoroughbred handicapping algorithm is based on a currently popular book on thoroughbred multiple regression techniques. Both sprints and routes. All of the features of PHD-1 plus more. This program incorporates the best data entry technique we've ever seen.

32K TRS-80 or APPLE CASSETTE 34.95

32K TRS-80 or APPLE DISK 39.95

BOOKS:

Winning at the Races 21.95 + .75 P&H

Beating the Races with a Computer 14.95 + .75 P&H

Make checks payable to JOE COMPUTER DEPT. 8 313

22713 Ventura Blvd., Suite F, Woodland Hills, CA 91364

CA residents add 6% sales tax

PHONE ORDERS: 213-992-0514

*SEND \$2.00 TO PLACE YOUR NAME ON OUR MAILING LIST

†TRS-80 is a registered trademark of Tandy Corporation.

```

530 AI = TI - NA: IF AI <= 3000 GOTO 1510
540 ***** COMPUTATION OF TAX BY INCOME AVERAGING *****
550 AV = .2 * AI: TT = NA + AV: T = TT: GOSUB 1430: L0 = TAX
560 T = NA: GOSUB 1430: L2 = TAX
570 LL = L0 - L2: L8 = LL * 4 + L0
580 PRINT: PRINT TAB(11) "TAX BY INCOME AVERAGING IS" L8
590 T = TI: GOSUB 1430
600 PRINT TAB(11) "TAX BY REGULAR COMPUTATION IS" TAX
610 PRINT: PRINT: PRINT "PRESS ENTER TO CONTINUE.....";
620 R$ = INKEY$: IF R$ = "" GOTO 620
630 CLS: PRINT: PRINT: PRINT TAB(3);: INPUT "DO YOU WANT A VIDEO D
ISPLAY OF SCHEDULE G"; R$
640 IF LEFT$(R$,1) <> "Y" GOTO 1040
650 ***** VIDEO DISPLAY OF SCHEDULE G *****
660 PRINT TAB(10) "1979";: PRINT TAB(24) "1978";: PRINT TAB(38) "1
977";: PRINT TAB(52) "1976"
670 F$ = "##,###.##"
680 PRINT "1";: PRINT TAB(7);: PRINT USING F$; T9;: PRINT TAB(21);
: PRINT USING F$; T8;: PRINT TAB(35);: PRINT USING F$; T7;: G
OSUB 1020
690 PRINT "2A & B";: PRINT TAB(7);: PRINT USING F$; P9;: PRINT TAB
(21);: PRINT USING F$; P8;: PRINT TAB(35);: PRINT USING F$; P
7;: GOSUB 1030
700 PRINT "3";: PRINT TAB(7);: PRINT USING F$; B9;: PRINT TAB(21);
: PRINT USING F$; B8;: PRINT TAB(35);: PRINT USING F$; B7;: G
OSUB 1010;: PRINT USING F$; T6
710 PRINT "4";: PRINT TAB(12) "0";: PRINT TAB(26) "0";: PRINT TAB(
40) "0";: PRINT TAB(54) "0"
720 PRINT "5";: PRINT TAB(8);: PRINT STRING$(36,143);: GOSUB 1010;
: PRINT USING F$; AD
730 PRINT "6";: PRINT TAB(7);: PRINT USING F$; B9;: PRINT TAB(21);
: PRINT USING F$; B8;: PRINT TAB(35);: PRINT USING F$; B7;: G
OSUB 1010;: PRINT USING F$; B6
740 PRINT STRING$(60,140)
750 PRINT TAB(28) "7";: PRINT TAB(33);: PRINT USING F$; TI;: GOSUB
1020
760 PRINT TAB(28) "8";: PRINT TAB(38) "0";: GOSUB 1020
770 PRINT TAB(28) "9";: PRINT TAB(33);: PRINT USING F$; TI;: GOSUB
1020
780 PRINT TAB(27) "10";: PRINT TAB(38) "0";: GOSUB 1030
790 PRINT TAB(45) "11";: GOSUB 1010;: PRINT USING F$; TI
800 PRINT TAB(27) "12";: PRINT TAB(33);: PRINT USING F$; TB
810 PRINT TAB(45) "13";: GOSUB 1010;: PRINT USING F$; NA
820 PRINT "PRESS ENTER TO CONTINUE DISPLAY...";
830 PRINT TAB(45) "14";: GOSUB 1010;: PRINT USING F$; AI;
840 IF INKEY$ = "" GOTO 840 ELSE GOTO 850
850 PRINT: PRINT STRING$(60,140)
860 PRINT TAB(45) "15";: GOSUB 1010;: PRINT USING F$; NA
870 PRINT TAB(45) "16";: GOSUB 1010;: PRINT USING F$; AV
880 PRINT TAB(45) "17";: GOSUB 1010;: PRINT USING F$; TT
890 PRINT TAB(45) "18";: PRINT TAB(54) "0"
900 PRINT TAB(45) "19";: GOSUB 1010;: PRINT USING F$; TT
910 PRINT TAB(45) "20";: GOSUB 1010;: PRINT USING F$; L0
920 PRINT TAB(27) "21";: PRINT TAB(33);: PRINT USING F$; L0;: GOSU
B 1020
930 PRINT TAB(27) "22";: PRINT TAB(33);: PRINT USING F$; L2;: GOSU
B 1020
940 PRINT TAB(27) "23";: PRINT TAB(33);: PRINT USING F$; LL;: GOSU
B 1030
950 PRINT TAB(45) "24";: GOSUB 1010;: PRINT USING F$; LL * 4
960 PRINT TAB(27) "25";: PRINT TAB(37) "OMIT";: GOSUB 1020
970 PRINT TAB(27) "26";: PRINT TAB(37) "OMIT";: GOSUB 1030
980 PRINT TAB(45) "27";: PRINT TAB(54) "0"
990 PRINT TAB(45) "28";: GOSUB 1010;: PRINT USING F$; L8
1000 GOSUB 1010;: PRINT STRING$(9,"="): GOTO 1040
1010 PRINT TAB(49): RETURN
1020 PRINT TAB(47);: PRINT STRING$(11,191): RETURN
1030 PRINT TAB(47);: PRINT STRING$(11,143): RETURN
1040 ***** LINE PRINTER SUBROUTINE *****
1050 INPUT "WOULD YOU LIKE A SCHEDULE G PRINTOUT"; R$
1060 IF LEFT$(R$,1) <> "Y" GOTO 1400
1070 INPUT "WHAT IS THE TAXPAYER'S NAME"; N$
1080 INPUT "WHAT IS THE TAXPAYER'S SOCIAL SECURITY NUMBER"; S$
1090 FOR N = 1 TO 4: GOSUB 1410: NEXT N
1100 LPRINT TAB(5) N$;: LPRINT TAB(60) S$
1110 FOR N = 1 TO 4: GOSUB 1410: NEXT N
1120 LPRINT TAB(28);: LPRINT USING F$; T9;: LPRINT TAB(40);: LPRIN
T USING F$; T8;: LPRINT TAB(51);: LPRINT USING F$; T7;
: ** LINE 1 **
1130 GOSUB 1410: GOSUB 1410: LPRINT TAB(40);: LPRINT USING F$; P8;
: LPRINT TAB(51);: LPRINT USING F$; P7;
: ** LINE 2A **
1140 GOSUB 1410: LPRINT TAB(28);: LPRINT USING F$; P9;
: ** LINE 2B **
1150 GOSUB 1410: LPRINT TAB(28);: LPRINT USING F$; B9;: LPRINT TAB
(40);: LPRINT USING F$; B8;: LPRINT TAB(51);: LPRINT USING F$

```

Program continues


FROM PROGRAMMA

HI-RESOLUTION GRAPHICS FOR THE TRS-80®



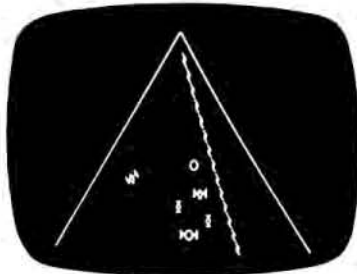
LOWER CASE

The 80-GRAFIX board includes two sets of lower case characters at no additional cost.



INVERSE VIDEO

The 80-GRAFIX board allows you to do inverse video to high-light your screen displays.



DEMONSTRATION PROGRAMS


The 80-GRAFIX board is supplied with a Character Generator software and several demonstration programs.

FINALLY, AT LAST...

HI-RESOLUTION GRAPHICS is available for your TRS-80 computer system. The 80-GRAFIX board from PROGRAMMA International, Inc. gives your TRS-80 high resolution capability that is greater than the Commodore CBM/PET or even the revered APPLE II.


80-GRAFIX gives the TRS-80 an effective screen of 384X192 pixels, versus the normal 127X192 for the TRS-80, 80X50 for the CBM/PET, or the 280X192 of an APPLE II. As an added feature, 80-GRAFIX offers you lower case characters at no additional cost. Of course, you can also create your own set of up to 64 original characters using the supplied Character Generator software.

The 80-GRAFIX board is simple to install (note that this voids your Radio Shack warranty), and programming is done through BASIC. 80-GRAFIX opens up a whole new realm of software development and excitement never dreamed of for the TRS-80!




CHARACTER GENERATOR

The supplied character generator software allows you to create your own character set of up to 64 original characters.



REAL-TIME GRAPHIC GAMES

With the 80-GRAFIX board you can write exciting real-time games using BASIC.




EASY INSTALLATION

The 80-GRAFIX board is simple to install and fits inside the TRS-80 case.




GRAPHICS GALORE

The 80-GRAFIX board and the supplied Character Generator allow you to become an artist.



ELECTRONIC DESIGN

The 80-GRAFIX board has unlimited application in Electronic design and Education.



80-GRAFIX HI-RESOLUTION

Finally, the only means to protect your computer investment is to order an 80-GRAFIX board TODAY!



EXCITEMENT & FUN

Open up a new realm of software development with the 80-GRAFIX board.

Available exclusively through PROGRAMMA at the cost of \$149.95
Please check with us for availability prior to ordering
VISA and MASTERCHARGE accepted
TRS-80 is a registered trademark of the Tandy Corp.

✓21

PROGRAMMA INTERNATIONAL, INC.
3400 Wilshire Blvd.
Los Angeles, CA 90010
(213) 384-0579 • 384-1116 • 384-1117

****SPECIAL**SPECIAL****
TRS-80 ADD ON DRIVES
IMMEDIATE DELIVERY

SINGLE SIDED \$225.00
 DOUBLE SIDED \$345.00

COMPLETE SYSTEMS
 SINGLE SIDED \$365.00
 DOUBLE SIDED \$485.00
 INCLUDES:
 MINI DISK DRIVE
 FUSED POWER SUPPLY
 VENTED CABINET
 CABLE
 90 DAY WARRANTY
 FACTORY ASSEMBLED
 FACTORY TESTED

THESE ARE NEW 5" FD's

I **2** INTERFACE, INC ✓246
 20932 CANTARA ST
 CANOGA PARK, CA 91304
 (213) 341-7914
 VISA AND MASTER CHARGE ACCEPTED



NEVER EVER REPEATS GAMES

HUNDREDS OF QUESTIONS

3 LEVELS - PERSONAL SCORE PER GAME

ENTERTAINS ANY AGE

TRS-80-16K LEVEL II

Academy Awards / Famous Movies... \$ 9.95

Emmy Awards / Famous TV Shows... \$ 9.95

Pro Football / Baseball Records... \$ 9.95

ALL \$19.95

✓304

QUARP PUB'S

P.O. BOX 7416
 OXNARD, CA. 93031

```

; B7:: GOSUB 1420:: LPRINT USING F$; T6:
*** LINE 3 **
1160 GOSUB 1410: LPRINT TAB(33) "0";: LPRINT TAB(45) "0";: LPRINT
TAB(56) "0";: LPRINT TAB(63) " 0":
*** LINE 4 **
1170 GOSUB 1410: GOSUB 1410: GOSUB 1420:: LPRINT USING F$; AD:
*** LINE 5 **
1180 GOSUB 1410: GOSUB 1410: LPRINT TAB(28):: LPRINT USING F$; B9;
: LPRINT TAB(40):: LPRINT USING F$; B8:: LPRINT TAB(51):: LPR
INT USING F$; B7:: GOSUB 1420:: LPRINT USING F$; B6:
*** LINE 6 **
1190 GOSUB 1410: LPRINT TAB(48):: LPRINT USING F$; TI:
*** LINE 7 **
1200 GOSUB 1410: LPRINT TAB(53) "0":
*** LINE 8 **
1210 LPRINT TAB(48):: LPRINT USING F$; TI:
*** LINE 9 **
1220 LPRINT TAB(53) "0":
*** LINE 10 **
1230 GOSUB 1410: GOSUB 1420:: LPRINT USING F$; TI:
*** LINE 11 **
1240 LPRINT TAB(48):: LPRINT USING F$; TB:
*** LINE 12 **
1250 GOSUB 1420:: LPRINT USING F$; NA:
*** LINE 13 **
1260 GOSUB 1420:: LPRINT USING F$; AI:
*** LINE 14 **
1270 FOR N = 1 TO 4: GOSUB 1410: NEXT N: GOSUB 1420:: LPRINT USING
F$; NA:
*** LINE 15 **
1280 GOSUB 1420:: LPRINT USING F$; AV:
*** LINE 16 **
1290 GOSUB 1410: GOSUB 1420:: LPRINT USING F$; TT:
*** LINE 17 **
1300 LPRINT TAB(63) " 0";:
*** LINE 18 **
1310 GOSUB 1410: GOSUB 1420:: LPRINT USING F$; TT:
*** LINE 19 **
1320 GOSUB 1420:: LPRINT USING F$; L0:
*** LINE 20 **
1330 LPRINT TAB(48):: LPRINT USING F$; L0:
*** LINE 21 **
1340 LPRINT TAB(48):: LPRINT USING F$; L2:
*** LINE 22 **
1350 LPRINT TAB(48):: LPRINT USING F$; LL:
*** LINE 23 **
1360 GOSUB 1410: LPRINT TAB(63):: LPRINT USING F$; LL * 4:
*** LINE 24 **
1370 GOSUB 1410: FOR N = 1 TO 2: LPRINT TAB(51) "OMIT": NEXT N:
*** LINES 25 AND 26 **
1380 LPRINT TAB(63) " 0":
*** LINE 27 **
1390 GOSUB 1410: GOSUB 1420:: LPRINT USING F$; L8:
*** LINE 28 **
1400 END
1410 LPRINT CHR$(138): RETURN
1420 LPRINT TAB(63): RETURN
1430 ***** TAX COMPUTATION SUBROUTINE *****
1440 IF S = 5 THEN S = 2
1450 TAX = 0: FOR N = 1 TO 15
1460 IF T <= BR(S,N+1) GOTO 1480
1470 TAX = (BR(S,N+1) - BR(S,N)) * R(S,N) / 100 + TAX: NEXT N
1480 TAX = (T - BR(S,N)) * R(S,N) / 100 + TAX
1490 IF TAX < 0 THEN TAX = 0
1500 RETURN
1510 ***** NOT QUALIFIED FOR INCOME AVERAGING *****
1520 CLS: PRINT: PRINT: PRINT TAB(12) "YOU DO NOT QUALIFY FOR INCO
ME AVERAGING."
1530 PRINT: PRINT: PRINT TAB(5) "AVERAGEABLE INCOME MUST EXCEED $3
,000. YOURS IS" AI "."
1540 PRINT: PRINT: PRINT: A$ = "SORRY!!!": GOSUB 90
1550 END
1560 DATA 2300,14,3400,16,4400,18,6500,19,8500,21,10800,24,12900,2
6,15000,30
1570 DATA 18200,34,23500,39,28800,44,34100,49,41500,55,55300,63,81
800,68
1580 DATA 108300,70,3400,14,5500,16,7600,18,11900,21,16000,24,2020
0,28,24600,32
1590 DATA 29900,37,35200,43,45800,49,60000,54,85600,59,109400,64,1
62400,68
1600 DATA 215400,70,300000,70,1700,14,2750,16,3800,18,5950,21,8000
,24,10100,28
1610 DATA 12300,32,14950,37,17600,43,22900,49,30000,54,42800,59,54
700,64
1620 DATA 81200,68,107700,70,200000,70,2300,14,4400,16,6500,18,870
0,22,11800,24
1630 DATA 15000,26,18200,31,23500,36,28800,42,34100,46,44700,54
1640 DATA 60600,59,81800,63,108300,68,161300,70,200000,70

```

WE WILL NOT BE UNDERSOLD



DISK DRIVES \$314

40 track, 102K Bytes. Includes power supply and TRS-80* compatible silver enclosure. Ready to plug-in and run the moment you receive it. Can be intermixed with each other and Radio Shack drive on same cable. 90 day warranty. One year on power supply. Available for 220 Vac (50 Hz) operation. External card edge included.

FOR TRS-80*		
CCI-100 TEAC	5 1/4", 40 Track (102K Bytes) for Model I	\$314
CCI-100 MPI	5 1/4", 40 Track (102K Bytes) for Model I	\$319
CCI-280	5 1/4", 80 Track (204K Bytes) for Model I	\$429
For Zenith Z89		
CCI-189	5 1/4", 40 Track (102K Bytes) add-on drive	\$394
Z-87	Dual 5 1/4" add-on drive system	\$995

NEW • S-100 CCS CARDS

MAINFRAME, Z-80 CPU, CONTROLLER, RAM, and 2P + 2S CARDS		\$CALL
8" SHUGART SA801R DISK DRIVES		\$425
DISK OPERATING SYSTEMS		
PATCHPAK #4 by Percom Data		\$ 8.95
CP/M [®] for Model I, Zenith	\$145	• for Model II, Altos \$169
NEWDOS Plus 40track	\$79	• NEWDOS 80 \$135

DISKETTES — Box of 10 with plastic library case			
5 1/4" Scotch	\$35	Maxell	\$40
5 1/4" BASF/Verbatim			\$24
8" Scotch	\$50	Maxell	\$55
8" BASF/Verbatim			\$36
CLEAR PLASTIC CASE —Holds 50 5 1/4" diskettes \$19			

COMPLETE SYSTEMS

ALTOS ACS8000 Computers		\$CALL
APPLE II-16K	\$1075	• APPLE III-96K \$3749
Call for other Apple products		
TRS-80* Model II-64K	\$3499	• Model III-16K \$899
Used TRS-80* Model I Computers, tested and guaranteed \$CALL		
ZENITH Z89, 48K all-in-one computer		\$2395
ZENITH Z19		\$735
TELEVIDEO 920C		\$748
ATARI 400	\$479	ATARI 800 \$769
APF Game Only	\$95	Complete System \$489
MATTEL INTELLIVISION		\$229

MONITORS

LEEDEX 12" B & W Video 100	\$129
ZENITH 13" Color	\$379
SANYO 9" B & W VM4509	\$155
SANYO 12" B & W DM5012	\$226
SANYO 12" Green Screen DM5112	\$238
SANYO 13" Color DMC6013	\$416
APF 9" B & W TVM-10	\$120

TELECOMMUNICATIONS

LIVERMORE STAR MODEM 2-year guarantee	\$145
UNIVERSAL DATA SYSTEMS UDS-103	\$179
D-CAT HARD WIRED DIRECT MODEM	\$189
AUTO-CAT Auto Answer, Direct Connect Modem	\$229

PRINTERS



NEC Spinwriter

Letter Quality High Speed Printer
Includes TRS-80* interface software, quick change print fonts, 55 cps, bidirectional, high resolution plotting, graphing, proportional spacing; R.O. **\$2395**

R.O. with Tractor Feed **\$2595** KSR with Tractor Feed **\$2895**

C.I.TOH Starwriter, 25 CPS, daisy wheel printer **\$1795**
C.I.TOH Starwriter II, 45 CPS, daisy wheel printer **\$1995**

Letter quality printers. Use up to 15" paper. 1 year warranty on parts. 3 months on labor. Proportional spacing and bidirectional printing. Same as VISTA V300.

EPSON MX-80 **\$CALL**

PAPER TIGER IDS 445 Graphics and 2K buffer **\$699**

IDS 460 Bidirectional, 160 cps, graphics and 2K buffer **\$1050**

IDS 560 132 Columns, graphics **\$1599**

ANADIX DP-9500/01 \$1345 DP-8000 \$849

OKIDATA Microline 80 Friction and pin feed **\$499**

Tractor Feed, friction, and pin feed **\$625**

Microline 82 Bidirectional, friction and pin feed **\$719**

Microline 83 Bidirectional, 120 cps, uses up to 15" paper **\$995**

CENTRONICS

737 Friction & pin feed **\$780**

730 Friction & pin feed **\$595**

779 Tractor feed **\$969**

EATON LRC 7000 + 64 columns, plain paper **\$269**

TI-810 Includes TRS-80* software and

Compressed print, vertical form control **\$1865**

16K RAM KITS 2 for \$56 \$30

200 ns for TRS-80*, Apple II, (specify): **Jumpers \$2.50**

ACCESSORIES

Z-80 SOFTCARD: Your key to software expansion. The plug-in Z-80 Softcard transforms your Apple into a Z-80 while keeping all the benefits of the 6502. Comes with CP/M in two disk format, MBASIC and GBASIC, full documentation and utility programs. **\$339.00**

SCOTCH HEAD CLEANING DISKETTE: Cleans drive Read/Write head in 30 seconds; specify 5 1/4" or 8" **\$25.00**

FLOPPY SAVER: Protection for center holes of 5 1/4" floppy disks. Installation tools and rings for 25 diskettes. **\$ 11.95**

Re-orders of rings only \$ 6.95

VIDEX BOARD 80 Column, U/L case conversion card **\$279.00**

CRT FILM: Helps eliminate external glare, 9" **\$ 29.00**

RF MODULATOR: Adapts video to TV **\$ 29.00**

TRS-80 & OTHER MYSTERIES **\$ 18.95**

NEC SPINWRITER THIMBLE \$11.95 RIBBON \$ 6.00

CCS CARDS: Parallel or serial printer interface cards **\$115.00**

RS232: For Radio Shack Interface. **\$ 84.00**

DISK-DRIVE EXTENDER CABLES: Fits all mini-disk drives. **\$ 16.95**

SIX (6) PRONG ISOLATOR: ISO-2 **\$ 54.00**

AC FILTER/6 PRONG POWER STRIP **\$ 39.00**

DISK DRIVE CABLES: 2 drive **\$29.00** 4 drive **\$ 35.00**

DUST COVERS: TRS-80/Apple **\$ 7.95**

PLASTIC DISKETTE HOLDER: For ring binder, holds 20 **\$ 8.00**

COMMUNICATIONS SOFTWARE

CCI-TELNET COMMUNICATIONS PACKAGE:
Communications with mainframes and micros. CP/M compatible **\$149.00**

For fast delivery, send certified checks, money orders or call to arrange direct bank wire transfers. Personal or company checks require two to three weeks to clear. All prices are mail order only and are subject to change without notice.

DEALER (NATIONAL/INTERNATIONAL) INQUIRIES INVITED

Send for FREE Catalogue

The CPU SHOP

TO ORDER CALL TOLL FREE 1-800-343-6522
TWX: 710-348-1796 — Massachusetts Residents call 617/242-3361

5 Dexter Row, Dept. MC03M
Charlestown, Massachusetts 02129
Hours 10AM-6PM (EST) Mon.-Fri. (Sat. till 5)

Technical Information call 617/242-3361
Massachusetts Residents add 5% Sales Tax
Tandy Corporation Trademark/* Digital Research



THE ORIGINAL MAGAZINE FOR OWNERS OF THE TRS-80™* MICROCOMPUTER

SOFTWARE
FOR TRS-80™
OWNERS

H & E COMPUTRONICS INC.

MONTHLY
NEWSMAGAZINE
FOR TRS-80™
OWNERS

MONTHLY NEWSMAGAZINE Practical Support For Model I, II & III

- PRACTICAL APPLICATIONS
- BUSINESS
- GAMBLING • GAMES
- EDUCATION
- PERSONAL FINANCE
- BEGINNER'S CORNER
- NEW PRODUCTS
- SOFTWARE EXCHANGE
- MARKET PLACE
- QUESTIONS AND ANSWERS
- PROGRAM PRINTOUTS
- AND MORE

PROGRAMS AND ARTICLES PUBLISHED IN OUR FIRST 12 ISSUES INCLUDE THE FOLLOWING:

- A COMPLETE INCOME TAX PROGRAM (LONG AND SHORT FORM)
- INVENTORY CONTROL
- STOCK MARKET ANALYSIS
- WORD PROCESSING PROGRAM (FOR DISK OR CASSETTE)
- LOWER CASE MODIFICATION FOR YOUR VIDEO MONITOR OR PRINTER
- PAYROLL (FEDERAL TAX WITHHOLDING PROGRAM)
- EXTEND 16 DIGIT ACCURACY TO TRS 80 FUNCTIONS (SUCH AS SQUARE ROOTS AND TRIGONOMETRIC FUNCTIONS)
- NEW DISK DRIVES FOR YOUR TRS-80
- PRINTER OPTIONS AVAILABLE FOR YOUR TRS 80
- A HORSE SELECTION SYSTEM***ARITHMETIC TEACHER
- COMPLETE MAILING LIST PROGRAMS (BOTH FOR DISK OR CASSETTE SEQUENTIAL AND RANDOM ACCESS)
- RANDOM SAMPLING***BAR GRAPH
- CHECKBOOK MAINTENANCE PROGRAM
- LEVEL II UPDATES***LEVEL II INDEX
- CREDIT CARD INFORMATION STORAGE FILE
- BEGINNER'S GUIDE TO MACHINE LANGUAGE AND ASSEMBLY LANGUAGE
- LINE RENUMBERING
- AND CASSETTE TIPS, PROGRAM HINTS, LATEST PRODUCTS COMING SOON (GENERAL LEDGER, ACCOUNTS PAYABLE AND RECEIVABLE, FORTRAN-80, FINANCIAL APPLICATIONS PACKAGE, PROGRAMS FOR HOMEOWNERS, MERGE TWO PROGRAMS, STATISTICAL AND MATHEMATICAL PROGRAMS (BOTH ELEMENTARY AND ADVANCED) ... AND

FREE*



WORD PROCESSING PROGRAM For writing letters, text, mailing lists, etc., with each new subscriptions or renewal.

LEVEL II RAM TEST Checks random access memory to ensure that all memory locations are working properly.

DATA MANAGEMENT SYSTEM Complete file management for your TRS-80™

CLEANUP Fast action Maze Game.

ADVENTURE Adventure #0 by Scott Adams (From Adventureland International).

* All programs are supplied on cassette (add \$3 for Diskette Version - add \$5 for modified Mod-II Version).

*TRS-80 is a trademark of Tandy Corporation.

FREE

SEND FOR OUR NEW 48 PAGE SOFTWARE CATALOG (INCLUDING LISTINGS OF HUNDREDS OF TRS-80™ PROGRAMS AVAILABLE ON CASSETTE AND DISKETTE). \$2.00 OR FREE WITH EACH SUBSCRIPTIONS OR SAMPLE ISSUE.

COMPUTRONICS
MATHEMATICAL APPLICATIONS SERVICE™

50 N. PASCACK ROAD
SPRING VALLEY, NEW YORK 10977

ONE YEAR SUBSCRIPTION \$24

TWO YEAR SUBSCRIPTION \$48

SAMPLE OF LATEST ISSUE \$ 4

START MY SUBSCRIPTION WITH ISSUE

(#1 - July 1978 • #7 - January 1979 • #12 - June 1979 • #18 - January 1980)

NEW SUBSCRIPTION RENEWAL



**24 HOUR
ORDER
LINE**
(914) 425-1535



**NEW TOLL-FREE
ORDER LINE**
(OUTSIDE OF N.Y. STATE)
(800) 431-2818

CREDIT CARD NUMBER _____ EXP. DATE _____

SIGNATURE _____

NAME _____

ADDRESS _____

*** ADD \$6 YEAR (CANADA, MEXICO) - ADD \$12 YEAR AIR MAIL - OUTSIDE OF U.S.A., CANADA & MEXICO ***

H & E COMPUTRONICS INC.

...EVERYTHING FOR YOUR TRS-80™...

* TRS-80™ is a trademark of the Radio Shack Division of Tandy Corporation

Currently Available

MOD-II PROGRAMS

- ★ All orders processed within 24-Hours
- ★ 30-Day money back guarantee on all TRSDOS Software
- ★ Add \$2.00 for shipping in UPS Areas
- ★ Add \$3.00 for C.O.D. or NON-UPS Areas
- ★ Add \$4.00 outside U.S.A., Canada & Mexico
- ★ We will match any bonafide advertised price in any of the Major Computer Magazines

ALL SOFTWARE

LISTED HERE

WORKS WITH TRSDOS*

(1) **ELECTRIC PENCIL** (Michael Shrayser Software)... Complete word processor with extensive editing and printer formatting features...\$325 (STANDARD TRSDOS VERSION)...\$350 (DIABLO, NEC or QUME TRSDOS VERSION).

(2) **GENERAL LEDGER, ACCOUNTS RECEIVABLE, ACCOUNTS PAYABLE, INVENTORY CONTROL, INVOICING AND PAYROLL** (Small Business Systems Group)...an extensive business system for the serious user...can be used one module at a time or as a coordinated system...\$225...per module...\$1299 for the complete system.

(3) **GENERAL LEDGER, ACCOUNTS RECEIVABLE, ACCOUNTS PAYABLE, INVENTORY CONTROL AND PAYROLL** (Compumax)...a complete user oriented business system...can be used one module at a time or as a coordinated system...\$140 per module...\$995 for the complete system.

(4) **MOD-II UTILITY PACKAGE** (Racet Computers)...adds important utilities to TRSDOS...copy files selectively...faster and more accurate file copying...repair bad directories...displays sorted directory of all files on 1 to 4 disk drives...SUPERZAP...change disk ID...and more...\$150.

(5) **ADVENTURE #1-#9** (Scott Adams - Adventure International)...a series of games formally only available on the large computers...your goal is to work your way through a maze of obstacles in order to recover a secret treasure or complete a mission...the package includes all 9 Adventures written by Scott Adams...\$99.95.

(6) **GSF** (Racet Computers)...Generalized Subroutine Facility...a series of super fast machine language utilities that can be called from a BASIC program (no machine language knowledge required)...sorts 1000 items in under 5 seconds...allows PEEK and POKE statements...move data blocks...compress and uncompress data...works under TRSDOS...\$50.

(7) **DSM** (Racet Computers)...Disk Sort Merge...sorts and merges large multiple diskette files on a 1 to 4 drive system...NOT AN IN MEMORY SORT...can actually alphabetize (or any other type of sort) 4 disk drives worth of data...sorts one complete disk of information in 10 minutes...information is provided to use DSM with the RS MAILING PROGRAM...works under TRSDOS...\$150.

(8) **RSM** (Small Systems Software)...a machine language monitor and disassembler...can be used to see and modify memory or disk sectors...contains all the commands found on the Model-I version plus some additional commands for the MOD-II...works under TRSDOS...\$39.95.

(9) **BLINK BASIC LINK FACILITY** (Racet Computers)...Link from one BASIC program to another saving all variables...chain programs without losing variables...\$50.

(10) **BASIC CROSS REFERENCE UTILITY** (Racet Computers)...lists all variables and strings used in a program (with the line numbers in which they appear)...lists all GOTO's and GOSUB's (with the line numbers in which they appear)...searches for any specific variables or strings (with the line number in which they appear)...\$50.

(11) **DEVELOPMENT PACKAGE** (Racet Computers)...SUPERZAP (to see, print or change any byte on a diskette)...Disassembler and MOD-II interface to the

MICROSOFT EDITOR ASSEMBLER PLUS including uploading services and patches for Disk I/O...assemble directly into memory...save all or portions of source to disk...dynamic debug facility (ZBUG)...extended editor commands...\$125.

(12) **HARD/SOFT DISK SYSTEM** (Racet Computers)...The software essential to interface any of the popular large hard disk drives...completely compatible with your existing software and files...allows up to 20 megabytes of storage (and larger)...directory expandable to handle thousands of files...\$400.

(13) **CAMEO HARD DISK DRIVE CONTROLLER**...coming soon (November 17)

(14) **HARD DISK DRIVES**...coming soon (Nov. 17)

(15) **H & E COMPUTRONICS, INC. SHARE-A-PROGRAM DISKETTE #1**...works under TRSDOS...a collection of programs written by MOD-II owners...programs include data base management...a word processor...mail system...mortgage calculations...checkbook register...and many others...\$8 (add \$3 postage outside of the United States, Canada and Mexico)...FREE if you send us a diskette containing a program that can be added to the SHARE-A-PROGRAM DISKETTE.

(16) **WABASH CERTIFIED DISKETTES**...\$39.95 (per box of 10)

(17) **FLIP SORT DISKETTE STORAGE TRAY**...Stores 50 diskettes...comes complete with index-dividers, tilt plates and adjustable spacing...\$44.95.

(18) **MASTER PAC 100**...100 essential programs...BUSINESS, PERSONAL, FINANCE, STATISTICS...MATH, GAMBLING GAMES...includes 125 page manual and 2 diskettes...\$99.95.

(19) **BUSINESS PAC 100**...100 essential business programs...INVENTORY CONTROL, PAYROLL, BOOKKEEPING SYSTEM, STOCK CALCULATIONS...CHECKBOOK MAINTENANCE...ACCOUNTS RECEIVABLE, ACCOUNTS PAYABLE...includes 125 page manual and two diskettes...\$149.95.

(20) **EDITOR ASSEMBLER** (Galactic Software Ltd)...the first user oriented Editor Assembler for the MODEL II and was designed to utilize all the features of the MODEL II...it includes innovative features for ease of coding and debugging and complete documentation (over 120 pages)...works under TRSDOS...\$229.00.

(21) **BASIC COMPILER** (Microsoft)...changes your source programs into machine language...increases program execution by 3-10 times...\$395.

(22) **MAIL/FILE SYSTEM** from Galactic Software Ltd...stores 2,500 names per disk...No sorting time is required since the file is automatically sorted by first and last name plus Zip Code on input...Retrieve by any combination of 19 user codes...Supports an 11 digit alphanumeric Zip...Supports a message line...Comes complete with user-oriented documentation (100-page manual)...Allows for company name and individual of a company and complete phone number (and extension)...works under TRSDOS...\$199.00.

(23) **INCOME TAX PAC**...Professional income tax package...most forms and schedules...output to video or line printer...automatic memory storage of all information...data can be loaded from diskette, changed and edited...built in error checking...\$199.95.

(24) **COMPUTER GAMES** (SBSG)...Mean Checker Machine, Star-Trek III, Concentration, Treasure Hunt, Banco, Dog Star Adventure...\$74.95.

(1) **CP/M** (Lifeboat Associates)...an alternative operating system for the MOD-II that allows MOD-II owners to use any of the hundreds of programs available under CP/M...\$170.

(2) **CP/M HANDBOOK** (Sybex)...a step-by-step guide to CP/M...takes the reader through each of the CP/M commands...numberous sample programs...practical hints...reference tables...\$13.95.

(3) **GENERAL LEDGER, ACCOUNTS RECEIVABLE, ACCOUNTS PAYABLE, INVENTORY CONTROL, AND PAYROLL** (Peachtree Software)...requires CP/M and MICROSOFT BASIC...professional business systems...turn key operation...can be used as single modules or as a coordinated system...\$500 per module...\$2500 for the complete system.

(4) **WORD-STAR**...The ultimate word processor...a menu driven word processing system that can be used with any printer...All standard word processing commands are included...plus many unique commands only found on WORD STAR...requires CP/M...\$495.

(5) **MAIL LIST MERGE**...An add on package that allows the user to send form letters (created on WORD-STAR) to any compiled mailing list (using any CP/M based MAIL program such as the PEACHTREE MAIL PROGRAM)...requires CP/M, WORD STAR and any CP/M based mail program...\$150.

(6) **SELECTOR III** (Micro-Ap)...complete data management system...user defined fields and codes...manages any list defined by the user...includes additional modules for simplified inventory control, accounts receivable and accounts payable...requires CBASIC-2...\$295.

(7) **SELECTOR IV** (Micro-Ap)...the ultimate data management system...all features use the SELECTOR III plus...data file format conversions...full page report formatter...computations...global search and replace...hard disk compatible...data/text merging...\$550.

(8) **GLECTOR** (Micro-Ap)...add on package to the SELECTOR...general ledger that allows the user to define a customized chart of accounts...\$350.

(9) **CBASIC-2**...a non-interactive BASIC used for many programs that run under CP/M...allows user to make more efficient use of disk files...eliminates the use of most line number references...require on such programs as the SELECTOR...\$120.

(10) **MICROSOFT BASIC**...an enhanced version of the MICROSOFT BASIC found on TRSDOS...adds commands such as chaining (allows the user to LOAD and RUN a new program without losing the variables currently in memory)...long variable length file records...WHILE/WEND and others...can be used with the BASIC COMPILER to speed up programs (3-10 times faster execution)...\$325.

(11) **MASTER TAX** (CPAids)...professional tax preparation program...prepares schedules A, B, C, D, E, F, G, R/RP, SE, TC, ES and forms 2106, 2119, 2210, 3468, 3903, 2441, 4625, 4726, 4797, 4972, 5695 and 6521...Printing can be on readily available pre-printed continuous forms, on overlays, or on computer generated IRS approved forms...Maintains client history files...interactive with CP/Aids General Ledger...\$995.

(12) **GENERAL LEDGER II** (CPAids)...designed for CPA's...stores complete 12 month detailed history of transactions...generates financial statements, depreciation, loan amortizations, journals, trial balances, statements of changes in financial position, and compilation letters...includes payroll system with automating posting to general ledgers...prints payroll register, W2's and payroll checks...\$450.

(13) **ELECTRIC PENCIL** (Michael Shrayser Software)...Complete word processor with extensive editing and printer formatting features...\$275 (Standard printer version)...\$300 (DIABLO, NEC or QUME version).

(14) **BASIC COMPILER** (Microsoft)...changes your source programs into machine language...increases program execution by 3-10 times...\$395.

* (CP/M IS A REGISTERED TRADEMARK OF DIGITAL RESEARCH)

ALL PROGRAMS

LISTED HERE

REQUIRE CP/M*

COMPUTRONICS

50 N. PASCACK ROAD
SPRING VALLEY, NEW YORK 10977



24 HOUR ORDER LINE
(914) 425-1535



NEW TOLL-FREE ORDER LINE
(OUTSIDE OF N.Y. STATE)
(800) 431-2818

NEW!!!
MOD-II NEWSLETTER
\$12/year (or 12 issues)

H & E COMPUTRONICS INC.

...EVERYTHING FOR YOUR TRS-80™...

TRS-80 is a trademark of the Radio Shack Division of Tandy Corporation

100 SUPER PROGRAMS

MASTER PAC 100

2nd EDITION (COMPLETELY REVISED)

FOR YOUR TRS-80™ LEVEL II MICROCOMPUTER

ALL ON CASSETTE OR DISKETTE

BUSINESS AND PERSONAL FINANCE

1. CHECKBOOK MAINTENANCE
2. TIME FOR MONEY TO DOUBLE
3. FEDERAL FICA & WITHHOLDING TAX
4. COMPUTATIONS
5. HOME BUDGET ANALYSIS
6. ANNUITY COMPUTATION
7. UNIT PRICING
8. CHANGE FROM PURCHASE
9. NEBS CHECK PRINTER
10. DAYS BETWEEN DATES
11. MORTGAGE AMORTIZATION TABLE
12. INVENTORY CONTROL
13. PORTFOLIO VALUE COMPUTATIONS
14. VALUE OF A SHARE OF STOCK
15. SALES RECORD KEEPING SYSTEM
16. FUTURE VALUE OF AN INVESTMENT
17. EFFECTIVE INTEREST RATE (LOAN)
18. PRESENT VALUE OF A FUTURE AMOUNT
19. RATE OF RETURN-VARIABLE INFLOW
20. RATE OF RETURN CONSTANT INFLOW
21. REGULAR WITHDRAWAL FROM INVESTMENT
22. STRAIGHT LINE DEPRECIATION
23. SUM OF DIGITS DEPRECIATION
24. DECLINING BALANCE DEPRECIATION
25. BREAK EVEN ANALYSIS
26. SALVAGE VALUE OF INVESTMENT
27. PAYMENT ON A LOAN
28. FUTURE SALES PROJECTIONS
29. CREDIT CARD FILE
30. ECONOMIC ORDER QUANTITY (EOQ) INVENTORY MODEL
31. VALUE OF HOUSE CONTENTS
32. TEXT EDITOR
33. MONTHLY CALENDAR
34. DAY OF WEEK
35. CASH FLOW VS. DEPRECIATION
36. COMPLETE MAIL SYSTEM
37. INTEREST RATE ON A LEASE

BUSINESS

PERSONAL FINANCE

STATISTICS AND MATHEMATICS

37. RANDOM SAMPLE SELECTION
38. ANGLO METRIC CONVERSION
39. MEAN, STANDARD DEVIATION, MAXIMUM AND MINIMUM
40. SIMPLE LINEAR REGRESSION
41. MULTIPLE REGRESSION ANALYSIS
42. GEOMETRIC REGRESSION
43. EXPONENTIAL REGRESSION
44. SIMPLE MOVING AVERAGE
45. SIMPLE T-TEST
46. CHI-SQUARE TEST
47. NORMAL PROBABILITIES
48. BINOMIAL PROBABILITY
49. POISSON PROBABILITY
50. MATRIX ADDITION AND SUBTRACTION
51. MATRIX TRANSPOSE
52. MATRIX INVERSE
53. MATRIX MULTIPLICATION
54. SOLUTION OF SIMULTANEOUS EQUATIONS
55. QUADRATIC FORMULA
56. LINEAR EQUATION SOLUTIONS
57. ROOT HALF INTERVAL SEARCH
58. ROOTS OF POLYNOMIALS
59. ROOTS-NEWTON'S METHODS
60. PRIME FACTORS OF INTEGER
61. LEAST COMMON DENOMINATOR
62. RADIAN-DEGREE CONVERSION
63. NUMERICAL INTEGRATION

STATISTICS

MATH

UTILITIES

64. QUICK SORT ROUTINE
65. PROGRAM STORAGE INDEX
66. MULTIPLE CHOICE QUIZ BUILDER
67. FORM LETTER WRITER
68. SHELL SORT
69. CASSETTE LABEL MAKER
70. CODES MESSAGES
71. MERGE TWO FILES
72. SORT WITH REPLACEMENT

GRAPHICS

73. DRAWS BAR GRAPH
74. DRAWS HISTOGRAM
75. MOVING BANNER DISPLAY

GAMBLING AND GAMES

76. RANDOM SPORTS QUIZ
77. GOVERNMENT QUIZ
78. HORSE RACE
79. MAGIC SQUARE
80. ARITHMETIC TEACHER
81. HIGH LOW GAMBLE
82. UNSCRAMBLE LETTERS
83. HANGMAN
84. GAME OF NIM
85. RUSSIAN ROULETTE
86. ROULETTE GAME
87. ONE ARMED BANDIT
88. HIT THE TARGET
89. WALKING DRUNK
90. STATE CAPITAL QUIZ
91. TIC-TAC-TOE
92. DICE GAME
93. LUNAR LANDAR GAME
94. BIORHYTHM
95. HORSE SELECTOR (CLASS CALCULATOR)
96. RANDOM DICE ROLL
97. RANDOM ROULETTE ROLL
98. RANDOM CARD DEALER
99. GUESS THE NUMBER
100. WHITE OUT SCREEN

GAMBLING

INCLUDES 110 PAGE USER MANUAL

GUARANTEED SATISFACTION

WE ARE THE ONLY SOFTWARE COMPANY THAT OFFERS A REFUND WITHIN 30 DAYS ON ALL SOFTWARE (H & E COMPUTRONICS INC. MONTHLY NEWSMAGAZINE SUBSCRIBERS ONLY). WE DO CHARGE A \$3 PENALTY TO COVER POSTAGE AND HANDLING.

COMPUTRONICS

MATHEMATICAL APPLICATIONS SERVICE

50 N. PASCACK ROAD
SPRING VALLEY, NEW YORK 10977

PLEASE SEND ME:

- MASTER PAC 100 CASSETTE VERSION.....\$59.95
- MASTER PAC 100 DISKETTE VERSION.....\$59.95
- MASTER PAC 100 (MODEL II DISKETTE VERSION).....\$99.95



24 HOUR ORDER LINE

(914) 425-1535



NEW TOLL-FREE ORDER LINE

(OUTSIDE OF N.Y. STATE)

(800) 431-2818

- ★ All orders processed within 24-Hours
- ★ 30-Day money back guarantee on all Software (less a \$3 penalty for handling)

CREDIT CARD NUMBER EXP. DATE.....

SIGNATURE.....

NAME.....

ADDRESS..... CITY..... STATE..... ZIP.....

*** ADD \$2 FOR POSTAGE AND HANDLING (\$4 OUTSIDE OF THE U.S.A.) ***

H & E COMPUTRONICS INC.

...EVERYTHING FOR YOUR TRS-80™...

TRS-80 is a trademark of the Radio Shack Division of Tandy Corporation

BUSINESS PAC 100

100 Ready-To-Run

Business Programs



- ★ All orders processed within 24-Hours
- ★ 30-Day money back guarantee on all Software (less a \$3 penalty for handling)

(ON CASSETTE OR DISKETTE).....Includes 110 Page Users Manual.....5 Cassettes (Or Diskettes)
Inventory Control.....Payroll.....Bookkeeping System.....Stock Calculations.....
Checkbook Maintenance.....Accounts Receivable.....Accounts Payable.....

BUSINESS 100 PROGRAM LIST

1 RULE78	Interest Apportionment by Rule of the 78's
2 ANNUIT	Annuity computation program
3 DATE	Time between dates
4 DAYYEAR	Day of year a particular date falls on
5 LEASEINT	Interest rate on lease
6 BREAKVEN	Breakeven analysis
7 DEPRSL	Straightline depreciation
8 DEPRSY	Sum of the digits depreciation
9 DEPRDB	Declining balance depreciation
10 DEPRDDB	Double declining balance depreciation
11 TAXDEP	Cash flow vs. depreciation tables
12 CHECK2	Prints NEBS checks along with daily register
13 CHECKBK1	Checkbook maintenance program
14 MORTGAGE/A	Mortgage amortization table
15 MULTMON	Computes time needed for money to double, triple, etc.
16 SALVAGE	Determines salvage value of an investment
17 RRVARIN	Rate of return on investment with variable inflows
18 RRCONST	Rate of return on investment with constant inflows
19 EFFECT	Effective interest rate of a loan
20 FVAL	Future value of an investment (compound interest)
21 PVAL	Present value of a future amount
22 LOANPAY	Amount of payment on a loan
23 REGWITH	Equal withdrawals from investment to leave 0 over
24 SIMPDISK	Simple discount analysis
25 DATEVAL	Equivalent & nonequivalent dated values for oblig.
26 ANNUDEF	Present value of deferred annuities
27 MARKUP	% Markup analysis for items
28 SINKFUND	Sinking fund amortization program
29 BONDVAL	Value of a bond
30 DEPLETE	Depletion analysis
31 BLACKSH	Black Scholes options analysis
32 STOCVAL1	Expected return on stock via discounts dividends
33 WARVAL	Value of a warrant
34 BONDVAL2	Value of a bond
35 EPSEST	Estimate of future earnings per share for company
36 BETAALPH	Computes alpha and beta variables for stock
37 SHARPE1	Portfolio selection model-i.e. what stocks to hold
38 OPTWRITE	Option writing computations
39 RTVAL	Value of a right
40 EXPVAL	Expected value analysis
41 BAYES	Bayesian decisions
42 VALPRINF	Value of perfect information
43 VALADINF	Value of additional information
44 UTILITY	Derives utility function
45 SIMPLEX	Linear programming solution by simplex method
46 TRANS	Transportation method for linear programming
47 EOQ	Economic order quantity inventory model
48 QUEUE1	Single server queueing (waiting line) model
49 CVP	Cost-volume-profit analysis
50 CONDPFROF	Conditional profit tables
51 OPTLOSS	Opportunity loss tables
52 FQOQOQ	Fixed quantity economic order quantity model

59 WACC	Weighted average cost of capital
60 COMPBAL	True rate on loan with compensating bal. required
61 DISCBAL	True rate on discounted loan
62 MERGANAL	Merger analysis computations
63 FINRAT	Financial ratios for a firm
64 NPV	Net present value of project
65 PRINDLAS	Laspeyres price index
66 PRINDPA	Paasche price index
67 SEASIND	Constructs seasonal quantity indices for company
68 TIMETR	Time series analysis linear trend
69 TIMEMOV	Time series analysis moving average trend
70 FUPRINF	Future price estimation with inflation
71 MAILPAC	Mailing list system
72 LETWRT	Letter writing system-links with MAILPAC
73 SORT3	Sorts list of names
74 LABEL1	Shipping label maker
75 LABEL2	Name label maker
76 BUSBJUD	DOME business bookkeeping system
77 TIMECLCK	Computes weeks total hours from timeclock info.
78 ACCTPAY	In memory accounts payable system-storage permitted
79 INVOICE	Generate invoice on screen and print on printer
80 INVENT2	In memory inventory control system
81 TELDIR	Computerized telephone directory
82 TIMUSAN	Time use analysis
83 ASSIGN	Use of assignment algorithm for optimal job assign.
84 ACCTREC	In memory accounts receivable system-storage ok
85 TERMSPAY	Compares 3 methods of repayment of loans
86 PAYNET	Computes gross pay required for given net
87 SELLPR	Computes selling price for given after tax amount
88 ARBCOMP	Arbitrage computations
89 DEPRSF	Sinking fund depreciation
90 UPSZONE	Finds UPS zones from zip code
91 ENVELOPE	Types envelope including return address
92 AUTOEXP	Automobile expense analysis
93 INSFIL	Insurance policy file
94 PAYROLL2	In memory payroll system
95 DILANAL	Dilution analysis
96 LOANAFFD	Loan amount a borrower can afford
97 RENTPRCH	Purchase price for rental property
98 SALELEAS	Sale-leaseback analysis
99 RRCONVBD	Investor's rate of return on convertible bond
100 PORTVAL9	Stock market portfolio storage-valuation program

- CASSETTE VERSION \$ 99.95
- DISKETTE VERSION \$ 99.95
- MODEL II VERSION \$149.95

ADD \$2.00 FOR SHIPPING IN UPS AREAS
ADD \$3.00 FOR C.O.D. OR NON-UPS AREAS
ADD \$4.00 OUTSIDE U.S.A, CANADA & MEXICO

COMPUTRONICS
MATHEMATICAL APPLICATIONS SERVICE™

50 N. PASCACK ROAD
SPRING VALLEY, NEW YORK 10977

NEW TOLL-FREE
ORDER LINE
(OUTSIDE OF N.Y. STATE)
(800) 431-2818

24 HOUR
ORDER LINE
(914) 425-1535



NAME	DESCRIPTION
53 FQEOUSH	As above but with shortages permitted
54 FQEOQPB	As above but with quantity price breaks
55 QJUEUCB	Cost-benefit waiting line analysis
56 NCFANAL	Net cash-flow analysis for simple investment
57 PROFIND	Profitability index of a project
58 CAPI	Cap. Asset Pr. Model analysis of project

H & E COMPUTRONICS INC.

...EVERYTHING FOR YOUR TRS-80™...

TRS-80 is a trademark of the Radio Shack Division of Tandy Corporation



SMALL BUSINESS
SYSTEMS GROUP

COORDINATED BUSINESS SYSTEMS

- ★ All orders processed within 24-Hours
- ★ 30-Day money back guarantee on all Software
- ★ Add \$2.00 for shipping in UPS Areas
- ★ Add \$3.00 for C.O.D. or NON-UPS Areas
- ★ Add \$4.00 outside U.S.A, Canada & Mexico

FACTS ABOUT THE S.B.S.G. BUSINESS PACKAGES

1. **S.B.S.G.** is a sophisticated Business Software System designed for the serious businessman.
2. Each of the **S.B.S.G. Business Modules** may be purchased separately...or you may purchase the entire coordinated business system.
3. Modules purchased separately do not coordinate with the General Ledger (although for the standard **S.B.S.G.** fee, the user may upgrade his individual modules for the coordinated system).
4. Foolproof, Step-By-Step procedures are supplied, planned and documented for the **First-Time Computer User**. All programs are self-explanatory, telling the user what is required at every step.
5. Programs are written in **BASIC** and the source code listing is supplied for those users who decide to modify the original system.
6. A complete users manual is supplied with each module.
7. Demo Data diskettes are supplied with sample data.
8. **S.B.S.G.** has an In-House staff that can answer questions and problems related to the proper use of the **S.B.S.G. Business System** (on the telephone or through the mail).
9. First-Time Computer Owners Note-Instructions are provided for entering state payroll withholding tables. There is an additional charge if you prefer to have **S.B.S.G. Programmers** insert the correct data.
10. Minimum system requirement is 2-drives to run any single module.
11. Minimum system requirement is 3-drives to run the coordinated business system (AR-AP-GL) or (AR-AP-GL with PAYROLL).
12. Minimum system requirement is 4-drives to run the extended coordinated system (AR-AP-GL-PR and INVENTORY/INVOICING).
13. The **A. OSBORNE & ASSOCIATES** business manuals are provided **FREE** with each order (they may be purchased separately at \$20 per manual).
14. The **INVENTORY** and **INVOICING** modules are original programs written by **S.B.S.G.**
15. Each module can be purchased as independent modules to run on a 2 or more drive system except **INVOICING**.
16. Memory requirement is 48K for the **MODEL-I** and 64K for the **MODEL-II**.
17. All **S.B.S.G. BUSINESS SYSTEMS** may be upgraded up to 4-disk drives. No data is ever lost during an upgrade. There is a standard **S.B.S.G.** charge for all upgrades.

ACCOUNTS PAYABLE

The accounts payable system receives data concerning purchases from suppliers and produces checks in payment of outstanding invoices. In addition, it produces cash management reports. This system aids in tight financial control over all cash disbursements of the business. Several reports are available and supply information needed for the analysis of payments, expenses, purchases and cash requirements. All A/P data feeds General Ledger so that data is entered into the system just once. These programs were developed 5 years ago for the Wang micro-computer and have been tested in many environments since then. The package has been converted to the TRS-80™ and is now well documented, on-line, interactive micro-computer system with the capabilities of (or exceeding many larger systems).

CAPABILITIES:

- ★ menu driven; easy to use; full screen prompting and cursor control
- ★ invoice oriented; everything revolves around the invoice; handles new invoice or credit memo or debit memo
- ★ invoice information recorded; invoice #, description, buyer, check register #, invoice date, age date, amount of invoice, discount (in %), freight, tax (\$), total payable
- ★ transaction print and file maintenance procedures insure accuracy
- ★ flexible check calculation procedure; allows checks to be calculated for a set of vendors-or-for specific vendors
- ★ program prints your checks; contiguous computer checks with your company letterhead can be purchased from SBSG
- ★ reports include (samples on back):
 - open item listing/closed item listing - both detail and summary
 - debit memo listing/credit memo listing
 - aging
 - check register report (to give an audit trail of checks printed)
 - vendor listing and vendor activity (activity of the whole year)
- ★ fully linked to **GENERAL LEDGER**; each invoice can be distributed to as many as five (5) different GL accounts; system automatically posts to cash and A/P accounts

ACCOUNTS RECEIVABLE

The objective of a computerized A/R system is to prepare accurate and timely monthly statements to credit customers. Management can generate information required to control the amount of credit extended and the collection of money owed in order to maximize profitable credit sales while minimizing losses from bad debts. The programs composing this system were developed 5 years ago, especially for small businesses using the Wang Microcomputer. They have been tested in many environments since then. Each module can be used stand alone or can feed General Ledger for a fully integrated system.

CAPABILITIES:

- ★ menu driven; easy to use; full screen prompting and cursor control
- ★ invoice oriented; invoices can be entered before ready for billing, when ready for billing, after billing or after paid
- ★ allows entry of new invoice, credit memo, debit memo, or change/delete invoice
- ★ allows for progress payment
- ★ transaction information includes:
 - type of A/R transaction
 - customer P.O. #
 - description of P.O.
 - shipping/transportation charges
 - tax charges
 - payment
 - progress payment information
 - transaction print & file maintenance procedures insure accuracy
- ★ customer statements printed; computer statements with your company letterhead can be purchased from SBSG
- ★ reports include: (samples on back)
 - listing of invoices not yet billed
 - open items (unpaid invoices)
 - closed items (paid invoices)
 - aging
- ★ fully linked to General Ledger; will post to applicable accounts; debit A/R, credits account you specify

H & E COMPUTRONICS INC.

••• EVERYTHING FOR YOUR TRS-80™ •••

TRS-80 is a trademark of the Radio Shack Division of Tandy Corporation

PAYROLL

Payroll invoices many complex calculations and the production of reports and documents, many of which are required by government agencies. It is an ideal candidate for the computer. With this Payroll system in-house, you can promptly and accurately pay your employees and generate accrue documents/reports to management, employees, and appropriate government agencies concerning earnings, taxes, and other deductions. The package has been converted to the TRS-80™ and is now a well documented, on-line, interactive, micro-computer system with the capabilities of (or exceeding) many larger systems.

CAPABILITIES:

- ★ performs all necessary payroll tasks including:
 - file maintenance, pay data entry and verification
 - computation of pay and deduction amounts
 - printing of reports and checks
- ★ can handle salaried and hourly employees
- ★ employees can receive:
 - hourly or salary wage
 - vacation pay
 - holiday pay
 - piecework pay
 - overtime pay
- ★ employees can be paid using any combination of pay types (except, hourly cannot receive salary and salary cannot receive hourly)
- ★ special non-taxable or taxable lump sums can be paid regularly or one time (bonus, reimbursements, etc)
- ★ health and welfare deductions can be automatically calculated for each employee
- ★ earnings-to-date are accumulated and added to permanent records; taxes are computed and deducted: US income tax, Social Security tax, state income tax, other deductions (regular or one time)
- ★ paychecks are printed; computer checks with your company letter-head can be purchased from SMSG
- ★ calculations are accumulated for; employee pay history, 941A report, W-2 report, insurance report, absentee report
- ★ fully linked to General Ledger. Each employee's payroll information can be distributed to as many as (12) twelve different GL accounts; system automatically posts to cash account

INVENTORY CONTROL/INVOICING

- ★ **ISAM** (Indexed Sequential Access Method) eliminates the necessity for time consuming sort.
- ★ Pre-Allocated Files for IMMEDIATE update and inquiry capabilities.
- ★ Fast Disk storage and retrieval.
- ★ Inventory Master Record includes...class...SKU...Division...Retail...Cost...Beginning Balance...Period Sale Units...Period Receipts...On Order...On Hand...Minimum Reorder Point...Recommended Reorder Amount...Vendor Number...Period Sale Dollars...YTD Sale Units...YTD Sale Dollars.
- ★ Calculated and Displayed Formulas include...Gross Margin (\$)...Gross Margin (%)...Gross Margin ROI (%)...Average Inventory Retail (\$)...Average Inventory Cost (\$)...Turn-Over (%).
- ★ Reports Generated include...Master File Listing...Class Description Listing...Transaction Audit Trail...Minimum Reorder Point by Vendor...Retail Price List...Retail & Cost Price List...Period Sales Report...Year to Date Sales Report...Stock Status (Screen or printer output)...Commission Report (for salesmen and buyers).
- ★ Transaction Types include...Sales, Vendor Receipts...Vendor Orders...Customer Returns...Vendor Returns...Transfer Stock.

GENERAL LEDGER

The General Ledger accounting system consolidates financial data from other accounting subsystems (A/R, A/P, Payroll, direct posting) in an accurate and timely manner. Major reports include the Income Statement and Balance Sheet and a "special" report designed by management. The beauty of this General Ledger system is that it is completely user formatted. You "customize" the account numbers, descriptions, and report formats to suit particular business requirements. These programs were developed 5 years ago for the Wang micro-computer and have been tested in many environments since then. The package has been converted to the TRS-80™ and is now a well documented, on-line, interactive micro-computer system with the capabilities of (or exceeding) many larger systems.

CAPABILITIES:

- ★ more than 200 chart of accounts can be handled
- ★ account number structure is user defined and controlled
- ★ more than 1,750 transactions may be entered via:
 - direct posting; done by hand; validated against the account file before acceptance
 - external posting; generated by A/R, A/P, Payroll or any other user source
- ★ data is maintained and reported by:
 - month
 - quarter
 - year
 - previous three quarters
- ★ reports (samples on back) include:
 - trial balances
 - income statement
 - balance sheet
 - special accounts reports and more....
- ★ user formats reports with the following designated as you wish:
 - titles
 - headings
 - account numbers
 - descriptions
 - subtotals
 - totals
 - skip lines
 - skip pages
- ★ up to eight levels of totals - fully user designated
- ★ menu driven; easy to use; full screen prompting and cursor control

COMPUTRONICS
MATHEMATICAL APPLICATIONS SERVICE

50 N. PASCACK ROAD
SPRING VALLEY, NEW YORK 10977

**NEW TOLL-FREE
ORDER LINE**
(OUTSIDE OF N.Y. STATE)
(800) 431-2818

**24 HOUR
ORDER
LINE**

(914) 425-1535



PRICING

	MOD-1 VERSION	MOD-II VERSION	MOD-III VERSION
ACCOUNTS RECEIVABLE	\$125	\$225	\$199.95
ACCOUNTS PAYABLE	\$125	\$225	\$199.95
GENERAL LEDGER	\$125	\$225	\$199.95
PAYROLL	\$125	\$225	\$199.95
INVENTORY	\$175	\$275	\$199.95
INVOICING	\$150	\$250	\$199.95
COORDINATED INVENTORY/INVOICING ACCOUNTS RECEIVABLE	\$449	\$749	\$599.95
COORDINATED AR-AP-GL	\$375	\$675	\$599.95
COORDINATED AR-AP-GL with PAYROLL	\$495	\$899	\$799.95
EXTENDED COORDINATED AR-AP-GL INVOICING/INVENTORY without PAYROLL	\$799	\$1299	\$1199.95

H & E COMPUTRONICS INC.

...EVERYTHING FOR YOUR TRS-80™...

TRS-80 is a trademark of the Radio Shack Division of Tandy Corporation

1980 INCOME TAX PAC

Completely Revised ★ Latest Tax Tables ★ Fully Tested ★ Complete Manual and Documentation

★ ★ The New Version Of The Income Tax Pacs Are Full Of Error Catching Codes ★ ★

★ ★ Making It Impossible To Make An Error ★ ★

— Follow The Simple Step By Step Procedure That Makes Tax Preparation Simple —

★ INCOME TAX PAC A

FOR LEVEL II 16K

- DOES FORM 1040 and 1040A
- SCHEDULE A ITEMIZED DEDUCTIONS
- SCHEDULE B INTEREST and DIVIDENDS
- OUTPUT TO VIDEO DISPLAY
- SCHEDULE C TAX COMPUTATION

★ INCOME TAX PAC B

FOR LEVEL II with or without Printer, Cassette or Disk. Has all features of Income Tax A PLUS,

- WORKS WITH LINE PRINTER
- FORMATS FORM 1040 and 1040A FOR TRACTOR FEED FORMS
- SCHEDULE C INCOME FROM A PERSONALLY OWNED BUSINESS
- FORM 2106 EMPLOYEE BUSINESS EXPENSE

- FORM 1040 (LONG FORM)
- FORM 1040A (SHORT FORM)
- FORM 2106 EMPLOYEE BUSINESS EXPENSE
- FORM 2440 DISABILITY INCOME EXCLUSION
- FORM 2441 CREDIT FOR CHILD AND DEPENDENT CARE EXPENSES
- FORMS 3903 MOVING EXPENSE ADJUSTMENT
- FORM 4797 SUPPLEMENTAL SCHEDULE OF GAINS AND LOSSES

- SCHEDULE A ITEMIZED DEDUCTIONS
- SCHEDULE B INTEREST AND DIVIDENDS
- SCHEDULE C PROFIT (OR LOSS) FROM BUSINESS OR PROFESSION
- SCHEDULE D CAPITAL GAINS AND LOSSES
- SCHEDULE E SUPPLEMENTAL INCOME SCHEDULE
- SCHEDULE G INCOME AVERAGING
- SCHEDULES R & RP-CREDIT FOR THE ELDERLY

★ ★ PROFESSIONAL ★ ★ INCOME TAX PAC C

FOR MODEL I (32K) or MODEL II (64K)
WITH 1 OR MORE
DISK DRIVES

- SCHEDULE SE-COMPUTATION OF SOCIAL SECURITY SELF-EMPLOYMENT TAX
- SCHEDULE TC TAX COMPUTATION
- OUTPUT TO VIDEO OR LINE PRINTER
- FORMATS FOR TRACTOR FEED OR INDIVIDUAL FORM FEED PRINTERS
- AUTOMATIC MEMORY STORAGE FOR INCOME TAX PREPARERS
- INSTANT LINE CHANGE
- BUILT IN ERROR CHECKING

ALL SPECIFICATIONS SUBJECT TO CHANGE

COMPUTRONICS
MATHEMATICAL APPLICATIONS SERVICE™

50 N. PASCACK ROAD
SPRING VALLEY, NEW YORK 10977

PLEASE SEND ME:

- INCOME TAX PAC A (\$19.95)
 INCOME TAX PAC B (\$49.95)
 PROFESSIONAL INCOME TAX PAC C (\$99.95)
 MODEL II PROFESSIONAL INCOME TAX PAC C (\$199.95)

NEW TOLL-FREE ORDER LINE

(OUTSIDE OF N.Y. STATE)

(800) 431-2818

★ A COMPLETE LINE OF NELCO TAX FORMS ARE AVAILABLE

- INDIVIDUAL FEDERAL and STATE FORMS
- 2 OR MORE PART FORMS
- TRACTOR FEED FORMS
- PLASTIC OVERLAYS

- ★ All orders processed within 24-Hours
- ★ 30-Day money back guarantee on all Software
- ★ Add \$2.00 for shipping in UPS Areas
- ★ Add \$3.00 for C.O.D. or NON-UPS Areas
- ★ Add \$4.00 outside U.S.A., Canada & Mexico

CREDIT CARD NUMBER _____ EXP. DATE _____

SIGNATURE _____

NAME _____

STREET _____

CITY _____ STATE _____ ZIP _____



24 HOUR
ORDER
LINE

(914) 425-1535



COMPUTRONICS INC.

...EVERYTHING FOR YOUR TRS-80™...

TRS-80 is a trademark of the Radio Shack Division of Tandy Corporation

MICROSOFT BASIC COMPILER

With TRS-80™ BASIC Compiler, your Level II programs will run at record speeds! Compiled programs execute an average of 3-10 times faster than programs run under Level II. Make extensive use of integer operations, and get speeds 20-30 times faster than the interpreter.

Best of all, BASIC Compiler does it with BASIC, the language you already know. By compiling the same source code that your current BASIC interprets, BASIC Compiler adds speed with a minimum of effort.

And you get more BASIC features to program with, since features of Microsoft's Version 5.0 BASIC interpreter are included in the package. Features like the WHILE...WEND statement, long variable names, variable length records, and the CALL statement make programming easier. An exclusive BASIC Compiler feature lets you call FORTRAN and machine language subroutines much more easily than in Level II.

Simply type in and debug your program as usual, using the BASIC interpreter. Then enter a command line telling the computer what to compile and what options to use.

Voila! Highly optimized, Z-80 machine code that your computer executes in a flash! Run it now or save it for later. Your compiled program can be saved on disk for direct execution every time.

Want to market your programs? Compiled versions are ideal for distribution. You distribute only the object code, not the source, so your genius stays fully protected.

BASIC Compiler runs on your TRS-80™ Model I with 48K and disk drive. The package includes BASIC Compiler, linking loader and BASIC library with complete documentation **\$195.00**

1980 INCOME TAX PAC

Completely Revised · Latest Tax Tables · Fully Tested · Complete Manual and Documentation. The new version of the Income Tax Pacs are full of error catching codes making it impossible to make an error. Follow the simple Step By Step procedure that makes tax preparation simple.

INCOME TAX PAC A **(\$19.95...Cassette)**

For Level II 16K Cassette Only

- Does Form 1040 and 1040A
- Schedule A itemized deductions
- Schedule B interest and dividends
- Output to video display
- Schedule TC tax computation

INCOME TAX PAC B **\$49.95...Cassette or Diskette)**

For Level II 16K with or without printer...cassette or disk has all features of Income Tax Pac A Plus works with or without line printer.

- Formats Form 1040 and 1040A for standard tax forms
- Schedule C income from a personally owned business
- Form 2106 employee business expense

PROFESSIONAL INCOME TAX PAC C **\$99.95...Diskette**

For Level II 32K with disk and printer (optional)

Has all features of Income Tax Pac B Plus automatic memory storage for income tax preparers.

- 22 additional schedules and forms
- Formats forms for individual or tractor feed printing

MOD II CPA VERSION **\$199.95**

GUARANTEED PROFIT 91% WINS PLACES 32% AVERAGE PROFIT AT ALL TRACKS-1978 SHOWS

THE HORSE SELECTOR II (FLATS) (By Dr. Hal Davis) **\$50.00**
New simplified version of the original Horse Selector. The first Horse Selection System to actually calculate the estimated odds of each horse.

HIGHER PROFITS (OVER 100%) POSSIBLE THROUGH SELECTIVE BETTING ON:

- Rates each horse in 10 seconds.
- Easy to follow rules.
- Can be used with any Apple II Computer.
- 100% money back guarantee (returned for any reason).
- Uses 4 factors (speed rating, track variant, distance of the present race, distance of the last race).
- Using the above factors, the Horse Selector calculates the estimated odds. BET on horses whose actual payoff (from the Tote Board or Morning Lines) is higher than payoff based on estimated odds.
- Using the above factors, the Horse Selector calculates the estimated odds. BET on any selected horse with an estimated payoff (based on Tote Board or Morning Lines) higher than calculated payoff (based on Horse Selector II).
- Source listing for the TRS-80™, TI-59, HP-67, HP-41, Apple and BASIC Computers.
- No computer or calculator necessary (although a calculator would be helpful for the simple division used to calculate estimated odds).

FREE Dutching Tables allows betting on 2 or more horses with a guaranteed profit.

NEWDOS/80

A New enhanced NEWDOS for TRS-80™ Model I for the 1980's

Apparat Inc., announces the most powerful Disk Operating System for the TRS-80™. It has been designed for the sophisticated user and professional programmer who demands the ultimate in disk operating systems.

NEWDOS/80 is not meant to replace the present version of NEWDOS 2.1 which satisfies most users, but is a carefully planned upward enhancement, which significantly extends NEWDOS 2.1's capabilities. This new member to the Apparat NEWDOS' family is upward compatible with present NEWDOS 2.1 and is supplied on Diskette, complete with enhanced NEWDOS + utility programs and documentation. Some of the NEWDOS/80 features are:

- New BASIC commands that supports with variable record lengths up to 4095 Bytes long.
- New BASIC commands that supports with variable record lengths up to 4095 Bytes long.
- Mix or match disk drives. Supports any track count from 18 to 80. Use 35, 40 or 77 track 5" mini disk drives or 8" disk drives, or any combination.
- A security boot-up for BASIC or machine code application programs. User never sees "DOSREADY" or "READY" and is unable to "BREAK", clear screen, or issue any direct BASIC statement including "LIST."
- New editing commands that allow program lines to be deleted from one location and moved to another or to allow the duplication of a program line with the deletion of the original.
- Enhanced and improved RENUMBER that allows relocation of subroutines.
- Powerful program chaining.
- Device hanging for routing to display and printer simultaneously.
- CDE function; simultaneous striking of the C, D and E keys will allow user to enter a mini-DOS to perform some DOS commands without disturbing the resident program.
- Upward compatible with NEWDOS 2.1 and TRSDOS 2.3.
- Includes Superzap 3.0 and all Apparat 2.1 utilities.

..... **\$149.00**

STOCK MARKET MONITOR

Galactic Software Ltd.

CASSETTE VERSION **\$89.00**

DISK VERSION **\$99.00**

1. The system is designed for the active "trader" not the "long term" investor, as the system is "technically" oriented.
2. For the TRS-80™ Model I, Level II, 16K or more. Available in both disk and tape versions.
3. Tracks user selected issues, in a technical system that reflects the issue's performance against the overall market.
4. Set up data is input by the user from the Standard and Poors stock guide or Value Line.
5. Daily issue data, "high", "low", "close" and "volume" are input from any newspaper containing this information.
6. Daily overall market, "volume" and "closing Dow" are also provided from a newspaper.
7. Volume and price changes of an issue, as they compare to volume and price changes of the overall market, are the basis of this system's analysis of the given issue.
8. Comparisons of the issue against itself are also done. This may allow the user to spot "unusual" activity on this issue.
9. Clear indications are given as to whether the issue is "out performing", "under performing" or "performing" with the market.
10. Complete video and printed output is provided.
11. This program is intended to be a guide to indications, and is not to be used as a sole recommendation to buy, sell or hold an issue. These decisions are the responsibility of the user and his brokerage.

COMPUTRONICS NEW TOLL-FREE ORDER LINE

MATHEMATICAL APPLICATIONS SERVICE™

50 N. PASCACK ROAD
SPRING VALLEY, NEW YORK 10977



24 HOUR ORDER LINE



(914) 425-1535

ADD \$2.00 FOR SHIPPING IN UPS AREAS
ADD \$3.00 FOR C.O.D. OR NON-UPS AREAS
ADD \$4.00 OUTSIDE U.S.A., CANADA & MEXICO

(OUTSIDE OF N.Y. STATE)

(800) 431-2818

- ★ All orders processed within 24-Hours
- ★ 30-Day money back guarantee on all Software (less \$3 penalty for handling)

Be there on schedule with this secretarial software.

By Appointment Only

David D. Busch
515 E. Highland Ave.
Ravenna, OH 44266

Keeping track of appointments has ranged from tying a string round one's finger to making notes in a bulky, personal appointment calendar.

The TRS-80 not only can remember an entire year's dates, but can retrieve and display appointments in a few seconds. Thus, the Appointment Secretary is a disk-based date-management program that can put your personal calendar onto a 5 1/4-inch diskette. It will run on any TRS-80 Model I with 32K and at least one disk drive.

Appointment Secretary keeps track of one year's appointments. I've left leap years and a fourth retrieval option up to you.

The data is stored in a sequential disk file of 365 elements which I called APPTS. The first major routine, in lines 160-200 is to load the existing appointment file from disk, except on the first run, when an er-

ror trap in lines 70-140 creates the file. This step avoids a FILE NOT FOUND error, and the lines should be deleted after the first run of the program.

The data in the APPTS file is loaded into string array APP\$(N). When the file is first created, the information in each of the 365 positions is null (line 120), and these "non-data" are then loaded into APP\$(N) and filled in as you enter appointment data.

Lines 220-430 set up the menu for the program along with a fancy border, which can be deleted. Three options are offered: entering appointments, accessing, or saving data.

Options

All user input of dates, as when entering new appointments, is done in MM/DD form, i.e., 06/05 for June 5. This information is converted to consecutive days of the year in a subroutine, lines 1510-1590. The date, stored in the string variable DA\$, is parsed into its MM and DD components, then converted to numerical value. It is produced by adding the DD value to the number of days in the year that elapsed prior to the month (M). Number of days is obtained from an array, DA(N).

The process is reversed in lines 1610-1630 to change the consecutive day of a retrieved appointment into MM/YY form.

Storage of the appointment data is simple. Entry takes place in lines 520-620. Once the pro-

gram has determined the consecutive day number of the entry (DA), it inserts the appointment information into an element of the array APP\$(DA). The new appointment is always concatenated onto the end of the existing contents of the array. Additional entries can be made, up to the 255-character limit for each position in the array.

One trick I learned was to add a CHR\$(26) and a CHR\$(29) onto the end of each entry. The first generates a line feed when the string is printed, and the second returns the cursor to the beginning of the line. The result: each entry is listed on its own line on the CRT.

Appointments can be accessed in three ways. The program searches for a specific day and input is converted to consecutive day (DA) and that element of the array printed. Or, a range of days can be displayed. The MM/DD conversion is done twice, and the beginning and ending days of the range are used as limits for a FOR-NEXT loop. The loop prints out all the non-null entries in between the limits. The "all appointments for now until..." option works much the same, using the number of days requested as the upper limit of the loop.

An interesting possibility is that of searching through data for keywords. For example, you may remember that you have an appointment with Bob Fisher, but can't recall when. Try a sub-

routine using Disk BASIC's INSTR feature. To do this input the keyword string. Then send the program through a search of the 365 elements of APP\$. Here is an example:

```
2000 FOR N = 1 TO 365
2010 IF INSTR(APP$(N),KEYWORD$)<>0
      GOSUB 2030
2020 NEXT N
2030 Convert N to MM/YY here, and print
      APP$(N) ...
2040 .....
2050 RETURN
```

Because INSTR returns the position where the located string begins, you can print out only that portion of the string. Use MID\$, beginning with the value returned by INSTR and all of the characters up to the next line feed.

To keep track of appointments for more than a year, drop the APPTS file name I used and apply your own, with a name for each year: A1980, A1981, etc. By substituting a variable for the file name, you can input the year desired each time the program is run. There are even ways to allow the program to overlap two years, so that retrieval of appointments from December 21 to January 21, for example, can be accomplished in a single program run.

This program is debugged until 1984. Then, the leap year will throw in a monkey wrench. You might add a few lines that will test the year to see if it is divisible by 400, and increment DA(3) by one. ■

*Some thoughts on writing poetry
in BASIC and playing tennis without nets.*

Computer Cantos

Ward D. Griffiths III
4131 Calimesa St.
Las Vegas, NV 89110

Almost every literate person dreams of writing poetry at one time or another. My talent for poetry is non-existent, but I have a fair amount of skill at BASIC programming. I decided to see what I could do with the ability I have to make up for the one I don't.

My first step was to investigate existent poetry programs. Those I found lacked either flexibility or produced the wrong style: haiku is interesting and fun to read, but I prefer stanzas and lines. (I use my program as a random idea generator because it often puts words into original and thought-provoking combinations.)

Armed with a 16K TRS-80 with Level II BASIC, I went to work. With an initial version of line patterns, no verb tenses, no plural nouns, and a serious problem recognizing transitive and intransitive verbs, I hacked, rewrote, renumbered and modified the program into the memory-devouring monster it is now.

SPOONS

Smoldering paperboys engender cheap spectre.
What humans behind spoons berate the thumb?
Gaps improve red vision.
Do analagous fedoras breathe?
Pornographic virtues were not breathing,
Romans hallucinate amateurishly ahead of them.
Souls could not be soft smoldering gloves,
Whose perceptive bones push?
The spoon eavesdropped.
Horrendous schoolmarms may not be persisting.
Whose galaxy eavesdropped?
Precise hells would not be foods,
Her writer cried idiotically.
Pushing fairs fun lamentable speck,
Their arduous acknowledging of spoon and branch.
Whose mandibles alongside spoons punt the science?
Spoons alongside the mandibles are not splendorous.

TEARS

Impotent spectres will have been impotent, but
How do rankled under hands rankle?
He stroked a foolish stem,
Spines fondle vital spine.
Walking drawing and raindrop.
Whose chasm upchucked?
Units of tear split.
Improving thunders scratch strange prophecy.
This wonderful relieving of tear and studio.
Plagiaristic doors may be plagiaristic, but
mandibles of tear stopped.
Raking saucer and document,
Nosy ripples may be boxes.
Do idiotic vices eavesdrop?
Running space and bracelet,
Courteous sheaths may not be running.
Our obedient misery embraced a xylophone.
Tears from the miseries should not have been blue.

How the Program Works

All data is read into string arrays for the different parts of speech. A noun, a verb and an adjective are chosen for use in the title and saved for occasional use in the text of the poem. Stanza length is set between three and six lines.

A loop is then entered to produce a poem length of 11 to 19 lines plus a final line at the loop's exit. For each line, words are selected from all parts of speech and a punctuation mark is assigned. Not all the words are used in every line pattern. Unused words are ignored.

A line pattern is chosen and executed. If a pattern requires a word be changed, carrier variables are assigned and subroutines executed. At the loop's exit, the final line uses words from the previous line and the title in an attempt to tie the poem together.

After the last line, there is no linefeed, and everything stops until any key is struck. The screen is then cleared and a new poem is written.

Limitations

The program is a tight fit in 16K of memory. While running,

Continued to page 158

Program Listing

```

100 'POETRY PROGRAM VERSION 3.0
200 'COPYRIGHT 1980 BY WARD D. GRIFFITHS III
300 'PERMISSION TO USE, NOT TO SELL
1000 'INITIALIZATION
1050 CLEAR 300:DEFINT A-Z:RANDOM
1100 NOUN=300:HVERB=90:OVERB=40:IVERB=30:TVERB=HVERB+OV
ERB:IVERB=IVERB+OVERB:ADJECT=210:PREPO=30:ARTIC=10
:QUEST=10:BVERB=30
1150 DIM N$(NOUN),TV$(TVERB),IV$(IVERB),AJ$(ADJECT),PP$(
PREPO),AR$(ARTIC),IN$(QUEST),SV$(BVERB)
1200 FOR I=1 TO NOUN:READ N$(I):NEXT I:FOR I=1 TO TVERB
:READ TV$(I):NEXT I:RESTORE:FOR I=1 TO NOUN+HVERB:
READ W$:NEXT I:FOR I=1 TO IVERB:READ IV$(I):NEXT I
:FOR I=1 TO ADJECT:READ AJ$(I):NEXT I:FOR I=1 TO P
REPO:READ PP$(I):NEXT I
1250 FOR I=1 TO ARTIC:READ AR$(I):NEXT I:FOR I=1 TO QUE
ST:READ IN$(I):NEXT I:FOR I=1 TO BVERB:READ SV$(I)
:NEXT I
1300 'PROGRAM START
1350 CLS:PRINT
1400 'TITLE SELECTION
1450 'ASSIGN AND DECODE WORDS
1500 W$=N$(RND(NOUN)):GOSUB 3950:NT$=W$:NT=W:'NOUN
1550 W$=TV$(RND(TVERB)):GOSUB 3950:V1=W:GOSUB 3950:V2=W
:VTS=W$: 'VERB
1600 W$=AJ$(RND(ADJECT)):GOSUB 3950:TA$=W$:TA=W:'ADJECT
IVE
1650 PP$=PP$(RND(PREPO)): 'PREPOSITION
1700 ON RND(5) GOTO 1750,1800,1850,1900,1950:'CHOOSE TI
TLE PATTERN
1750 SS=TA$:GOSUB 4050:PRINT ,A$,TA$," ",NT$:GOTO 2000:
'#1
1800 SS=NT$:GOSUB 4050:PRINT ,TO ,VTS;" ",A$:NT$:GOTO
2000:'#2
1850 PRINT ,THE ,NT$:GOTO 2000:'#3
1900 N$=NT$:N=NT:GOSUB 4500:PRINT ,N$:GOTO 2000:'#4
1950 S$=NT$:GOSUB 4050:AJ$=TA$:AJ=TA:GOSUB 4200:PRINT ,
PP$," ",A$:NT$: " ",AD$:GOTO 2000:'#5
2000 'TEXT OF POEM
2050 S=RND(4)+2:'STANZA LENGTH(3-6 LINE)
2100 FOR L=1 TO RND(9)+10:'POEM LENGTH(11-19 LINE PLUS
END)
2150 IF (L-1)/S=INT((L-1)/S) THEN PRINT:'SPLIT STANZA
2200 'ASSIGN AND DECODE STRINGS FOR POEM LINES
2250 W$=N$(RND(NOUN)):GOSUB 3950:N1=W:N1$=W$: 'FIRST NOU
N
2300 W$=N$(RND(NOUN)):GOSUB 3950:N2=W:N2$=W$: 'SECOND NO
UN
2350 W$=TV$(RND(TVERB)):GOSUB 3950:T1=W:GOSUB 3950:T2=W
:TV$=W$: 'TRANSITIVE VERB
2400 W$=IV$(RND(IVERB)):GOSUB 3950:I1=W:GOSUB 3950:I2=W
:IV$=W$: 'INTRANSITIVE VERB
2450 W$=AJ$(RND(ADJECT)):GOSUB 3950:AJ=W:AJ$=W$: 'ADJECT
IVE
2500 PR$=PP$(RND(PREPO)): 'PREPOSITION
2550 AR$=AR$(RND(ARTIC)): 'ARTICLE
2600 QS=IN$(RND(QUEST)): 'INTERROGATIVE
2650 BV$=SV$(RND(BVERB)): 'STATE-OF-BEING VERB PHRASE
2700 PS=MID$(".....;?";RND(20),1): 'PUNCTUA
TION
2750 ON RND(19) GOTO 2800,2850,2900,2950,3000,3050,3100
,3150,3200,3250,3300,3350,3400,3450,3500,3550,3600
,3650,3700:'SELECT SENTENCE PATTERN
2800 N$=N1$:N=N1:GOSUB 4500:PRINT N$," ",TV$;" ",AJ$;
," ";N2$:PS:GOTO 3750:'#1
2850 N$=N1$:N=N1:GOSUB 4500:V$=IV$:V=I2:GOSUB 5400:PRIN
T AJ$," ",N$;" ",BV$;" ";V$:PS:GOTO 3750:'#2
2900 N$=N1$:N=N1:GOSUB 4500:PRINT AJ$;" ";N$;" ";IV$:PS
:GOTO 3750:'#3
2950 N$=N1$:N=N1:GOSUB 4500:PRINT QS;" ";AJ$;" ";N$;" "
:IV$;"?":GOTO 3750:'#4
3000 V$=TV$:V=T1:GOSUB 5000:S$=N2$:GOSUB 4050:PRINT AR$
;" ",AJ$;" ",N1$;" ";V$;" ";A$:N2$:PS:GOTO 3750:'#5
3050 V$=IV$:V=I1:GOSUB 5000:N$=N1$:N=N1:GOSUB 4500:PRIN
T QS;" ";V$;" ";PR$;" ";N$;" ";IV$;"?":GOTO 3750:'
#6
3100 V$=IV$:V=I2:GOSUB 5400:N$=N1$:N=N1:GOSUB 4500:PRIN
T V$;" ";N$;" ";TV$;" ";AJ$;" ";N2$:PS:GOTO 3750:'
#7
3150 N$=N1$:N=N1:GOSUB 4500:GOSUB 4200:PN$=MID$("THEM.Y
OU.HIM.HER.US.ME.IT.",RND(7)*5-4,5):PRINT
N$;" ";IV$;" ";AD$;" ";PR$;" ";PN$:GOTO 3750:'#8
3200 N$=N1$:N=N1:GOSUB 4500:PRINT AJ$;" ";N$;" ";BV$;"
";AJ$;" ",BUT":GOTO 3750:'#9
3250 N$=N1$:N=N1:GOSUB 4500:NH$=N$:N$=NT$:N=NT:GOSUB 45
00:PRINT QS;" ";NH$;" ";PR$;" ";N$;" ";TV$;" THE "
:N2$;"?":GOTO 3750:'#10
3300 V$=IV$:V=I1:GOSUB 5000:GOSUB 4200:PRINT AR$;" ";N1
$;" ";V$;" ";AD$:PS:GOTO 3750:'#11
3350 V$=IV$:V=I1:GOSUB 5000:PRINT "WHOSE ";N1$;" ";V$;"
?":GOTO 3750:'#12
3400 N$=N1$:N=N1:GOSUB 4500:NH$=N$:N$=N2$:N=N2:GOSUB 45
00:V$=IV$:V=I2:GOSUB 5400:PRINT NH$;" ";BV$;" ";AJ
$;" ";V$;" ";N$:PS:GOTO 3750:'#13
3450 V$=TV$:V=V2:GOSUB 5400:PRINT AR$;" ";AJ$;" ";V$;"
OF ";NT$;" AND ";N1$:PS:GOTO 3750:'#14
3500 N$=N1$:N=N1:GOSUB 4500:V$=IV$:V=I1:GOSUB 5000:PRIN

```

```

T N$;" OP ";NT$;" ";V$:PS:GOTO 3750:'#15
3550 V$=TV$:V=T2:GOSUB 5400:PRINT V$;" ";N1$;" AND ";N2
$;PS:GOTO 3750:'#16
3600 V$=IV$:V=I1:GOSUB 5000:PRINT "THE ";NT$;" ";V$:PS:
GOTO 3750:'#17
3650 V$=TV$:V=T1:GOSUB 5000:SS=AJ$:GOSUB 4050:PN$=MID$(
"THEY YOU SHE HE WE IT I",RND(7)*4-3,4):PRINT
PN$;" ";V$;" ";A$:AJ$;" ";N1$:PS:GOTO 3750:'#18
3700 N$=N1$:N=N1:GOSUB 4500:NH$=N$:N$=N2$:N=N2:GOSUB 45
00:PRINT AJ$;" ";N$;" ";BV$;" ";NH$:PS:GOTO 3750:'
#19
3750 NEXT L:'NEXT LINE
3800 'PATTERN FOR LAST LINE
3850 N$=NT$:N=NT:GOSUB 4500:NH$=N$:N$=N1$:N=N1:GOSUB 45
00:PRINT NH$;" ";PR$;" THE ";N$;" ";BV$;" ";TA$;"
";
3900 Z$=INKEY$:IF LEN(Z$)>0 THEN 1300ELSE 3900
3950 'TRAILER DECODING
4000 W=VAL(RIGHT$(W$,1)):WS=LEFT$(W$,LEN(W$)-1):RETURN
4050 ' "A"- "AN" AGREEMENT
4100 AS="A":FOR I=1 TO 5:IF LEFT$(S$,1)=MID$("AETIOU",I
,1) THEN AS="AN "
4150 NEXT I:RETURN
4200 'ADJECTIVE TO ADVERB CONVERSION
4250 ON AJ GOTO 4300,4350,4400,4450:RETURN
4300 AD$=AJ$+"LY":RETURN:'ADD "LY"
4350 AD$=LEFT$(AJ$,LEN(AJ$)-1)+"ILY":RETURN:'ADD "ILY"
4400 AD$=LEFT$(AJ$,LEN(AJ$)-1)+"Y":RETURN:' "BLE" TO "BLY"
4450 AD$=AJ$+"ALLY":RETURN:'ADD "ALLY"
4500 'NOUN PLURALIZATION
4550 ON N GOTO 4600,4650,4700,4750,4850,4900,4950:RETUR
N
4600 N$=N$+"S":RETURN:'ADD "S"
4650 N$=N$+"ES":RETURN:'ADD "ES"
4700 N$=LEFT$(N$,LEN(N$)-1)+"IES":RETURN:' "Y" TO "IES"
4750 IF RIGHT$(N$,1)="E" THEN N$=LEFT$(N$,LEN(N$)-1)
4800 N$=LEFT$(N$,LEN(N$)-1)+"VES":RETURN:' "E" TO "VES"
4850 N$=LEFT$(N$,LEN(N$)-2)+"E"+RIGHT$(N$,1):RETURN:' "M
AN" TO "MEN"
4900 N$=N$+"E":RETURN:'ADD "E"
4950 N$=LEFT$(N$,LEN(N$)-2)+"I":RETURN:' "US" TO "I"
5000 'VERB TENSOR-SIMPLE PAST
5050 ON V GOTO 5100,5150,5200,5250,5300,5350:RETURN
5100 V$=V$+"D":RETURN:'ADD "D"
5150 V$=V$+"ED":RETURN:'ADD "ED"
5200 V$=LEFT$(V$,LEN(V$)-1)+"IED":RETURN:' "Y" TO "IED"
5250 V$=V$+RIGHT$(V$,1)+"ED":RETURN:'DOUBLE CONSONANT+"
ED"
5300 V$=LEFT$(V$,LEN(V$)-1)+"T":RETURN:' "D" TO "T"
5350 V$=LEFT$(V$,LEN(V$)-2)+"A"+RIGHT$(V$,1):RETURN:'VO
WEL NEXT TO END TO "A"
5400 'VERB TENSOR-PRESENT PARTICIPLE
5450 ON V GOTO 5500,5550,5600:RETURN
5500 V$=V$+"ING":RETURN:'ADD "ING"
5550 V$=LEFT$(V$,LEN(V$)-1)+"ING":RETURN:'REMOVE "E",ADD
"ING"
5600 V$=V$+RIGHT$(V$,1)+"ING":RETURN:'DOUBLE CONSONANT+"
ING"
5650 'VOCABULARY DATA
5700 'NOUNS
5750 DATA CANOEL,BATTLESHIP1,GHOST1,SOLDIER1,MONSTER1,R
OBO1,PAPER1,PAPERBOY1,RAPIST1,PHOTOGRAPHER1
5800 DATA AUTOMOBILE1,FORK1,CARNATION1,FINGERNAIL1,LEVE
R1,BLOB1,WAR1,AARDVARK1,CLOCK1,CRAVAT1
5850 DATA LAWL,AXEL,PROG,BAND1,RIPPLE1,SPARROW1,FALL1,
DOG1,GLADEL,BELL1
5900 DATA MANDIBLE1,MUSIC1,WINE1,SOUL1,WORD1,TITLE1,ROO
T1,STONE1,ROMAN1,HUMAN1
5950 DATA MACHINE1,SPON1,APE1,HILL1,CITY3,UNIFORM1,WAT
ER1,RING1,HAND1,LEGI
6000 DATA CHAIN1,PARADISE1,BEAST1,SPACE1,EYEL,WOMAN5,BE
AUTY3,PLACE1,BUTTON1,KNOWLEDGE1
6050 DATA PYRAMID1,OPINION1,BOX2,GOAT1,FIRE1,SPIDER1,FO
OD1,TIGER1,MOUNTAIN1,LIFE4
6100 DATA WISDOM1,MISERY3,MARE1,TIME1,SCIEN1,KING1,SE
AL,ASHTRAY1,BREEZEL,MORAL1
6150 DATA BALL1,CHOCOLATE1,VERSE1,CRAM1,CROSS2,WRITER1
,PENTACLE1,DISH2,MIND1,MATTER1
6200 DATA HELMET1,LOVER1,SCHOOER1,MORNING1,EVENING1,CU
PL,SAUCER1,STAR1,NOVAL,KANGAROO1
6250 DATA SLAB1,OCEAN1,CRATER1,SPECK1,RADIO1,SUN1,GATE1
,PICTURE1,HEAVEN1,HELL1
6300 DATA LETTER1,BASKET1,TAPE1,COMPUTER1,PERSONA6,STUD
IOL,PROPHECY3,MISTRESS2,MASTER1,FEDORA1
6350 DATA COAT1,SLEEVE1,GLOVE1,INTRUDER1,HOLIDAY1,HORSE
1,MULE1,PRATRON1,BENCH2,TEAM1
6400 DATA COUNTRY3,WALRUS2,POOL1,STUDY3,CONSERVATORY3,R
EVOLVER1,CARBINE1,FILM1,WIND1,STICK1
6450 DATA CHALK1,GULL1,CANYON1,ALLEY1,GORGE1,CONTINENT1
,STREAM1,CHASML,GAP1,CRUST1
6500 DATA SURFACE1,BIRTH1,FILAMENT1,DISC1,THUMB1,WIRE1,
PREMIER1,SHOE1,BOOT1,MAST1
6550 DATA TRACK1,LINE1,FIBER1,THEATRE1,SPECTRE1,TREE1,S
TUMPL,LEAF4,BRANCH2,CELL1
6600 DATA UNIT1,SPINEL,FLOWER1,STEM1,PETAL1,WALL1,DRAWI
NG1,WINDMILL1,ARM1,EAR1
6650 DATA INSECT1,KEY1,MARK1,MEDAL1,EGYPTIAN1,IDEOLOGY3
,TERML,CROWD1,GRAPE1,FRUIT1
6700 DATA POPYRUS7,OCTOPUS7,RAINDROP1,IVY3,BRICK1,THUND

```

Program continues

A MAJOR BREAKTHRU FOR

TRS 80™

**Electronic Engineers
Electronic Hobbies
Electronic Students
Ham Operators**

**A General DC-AC (steady state) Analysis
of Any Circuit**

Will Analyze and Compute:

- Node, Branch, Element, Voltages
- Node, Branch, Element, Currents
- Branch Power Dissipation
- Magnitude and phase values and complete frequency response with graphic display
- Modify any element in circuit for desired results

A complete operational manual supplied comparable to I.B.M.'s E.C.A.P.™ Program

*A.C. Analysis Program \$149.95

*D.C. Analysis Program \$89.95

*Order before Feb. 28, 1981 to get both for \$149.95

To Order Write:
**G & L Software Enterp.
2304 N. 1st. Street
Upland, CA 91786**

**60 DAY MONEY
BACK GUARANTEE
IF NOT SATISFIED.**



Do Not Send Cash in the Mail

TRS 80™ is a trademark of the Tandy Corp.. E.C.A.P. is a trademark of International Business Machines, Inc.

*** NEW AT LEVEL IV ***

QUICK FIX-THIS SUPER UTILITY WILL REPAIR MOST OF YOUR BLOWN DISK PROBLEMS, BAT TABLE, DIRECTORY, FORMAT WITHOUT ERASE AND MORE. JUST \$34.95 ON DISK

SPOOLER-DON'T CONFUSE THIS ONE WITH THE DISK SPOOLERS THAT OTHERS OFFER, THIS ONE SPOOLS TO RAM, FORMATS AND PAGEMATES, MACHINE LANGUAGE, RETURNS USE OF THE CPU WHILE PRINTING CONTINUES. JUST \$29.95 ON DISK

ULTRA DOS-THE MOST POWERFUL SYSTEM AVAILABLE FOR THE S-80'S, INCLUDES A COMPLETE UTILITIES PACKAGE. ASK FOR AN OVERVIEW. \$119.95 ON DISK (DON'T MISS THE INTRO SPECIAL PRICE, IT ENDS SOON!!!) INTRO \$89.95

MODEL III GAMES AND UTILITIES, WE HAVE THE MOST COMPLETE SELECTION IN THE INDUSTRY, OHELLO, YATZEE, GUNNERS, AND MANY OTHERS, YES! WE HAVE THE SUPER GRAPHICS ARCADE GAMES. FROM \$9.95

LEVEL IV PRODUCTS INC.
32238 SCHOOLCRAFT F-4
LIVONIA, MICH. 48150
MICH. (313) 525-6200
OTHERS 800-521-3305



ER1, LIGHTNING1, SPARK1, DUCT1, CORRIDOR1
6750 DATA TUNNEL1, VENT1, ROOM1, BUCKLE1, PUMPL1, HOOKER1, MOOSE1, GUTTER1, SYMPHONY3, WATCH2
6800 DATA BRACELET1, SWAN1, MOMENT1, DOOR1, FALL1, EXIT1, SHEATH1, GODDESS2, BLASPHEMY3, MARRIAGE1
6850 DATA GROUP1, CLAN1, HATCH2, GENERATOR1, COVER1, BONE1, FATHER1, MOTHER1, DAUGHTER1, SON1
6900 DATA MATTRESS2, MAGNATE1, GALAXY3, ASTEROID1, METEORITEL, COMET1, NIGHT1, FLTCAR1, FLINTLOCK1, FLUID1
6950 DATA JINX2, NIGHTCAP1, OCTAVEL, CENSOR1, SEQUIN1, SUPERMAN5, TEAR1, TAX2, TEACHER1, METALI
7000 DATA VEGATABLE1, VENOM1, VICE1, VIOLET1, VIRGIN1, VISION1, VIRTUE1, WALTZ2, WIG1, FAIR1
7050 DATA FORMULA6, CARDIGAN1, CARAVAN1, CAMEL1, ZEBRA1, QUEEN1, DRAG QUEEN1, XYLOPHONE1, YETI1, FROGMAN5
7100 DATA TRAIN1, LESBIAN1, HOMOSEXUAL1, PERVERT1, FLASHER1, MOVIE1, TRUCKDRIVER1, TAXICAB1, ELEPHANT1, PHONOGRAPH1
7150 DATA PAPERBACK1, BOOK1, SPACESHIP1, VULCAN1, HARRIDAN1, FANATIC1, INVADER1, HEADMASTER1, SCHOOLMARM1, ABORIGINE1
7200 DATA PRISON1, PRISONER1, SPY3, DOCUMENT1, WOLF4, ELF4, DWARF4, DINOSAUR1, CANNIBAL1, MISSIONARY3
7250 'TRANSITIVE VERBS
7300 DATA POMMEL34, TRUNCATE21, ASK12, DESTROY12, PRINT12, PURIFY13, HATE21, LIKE21, PLACATE21, ACKNOWLEDGE21
7350 DATA MOLLIFY13, BUILD15, SIEZE21, ENGENDER12, VACATE21, GRAB34, DISTILL12, CONDEMN12, EMBRACE21, MURDER12
7400 DATA DOMINATE21, DREAD12, ENGAGE21, ESPOUSE21, ENGRESS12, BRUSH12, BERATE21, PRESENT12, REMOVE21, SEVER12
7450 DATA SHOCK12, PENETRATE21, PERCEIVE21, RAKE21, RELIEVE21, WELCOME21, HIT39, WRECK12, THROTTLE21, STAB34
7500 DATA SPEND15, BEND15, ENJOY12, STAPLE21, FOLD12, MUTILATE21, IMPALE21, HELP12, PACIFY13, RAPE21
7550 DATA INVEST12, RUIN12, NAIL12, IMPRESS12, REACH12, CRUSH12, IMPEDE21, SCRATCH12, SLAP34, CHASE21
7600 DATA DECIMATE21, PLUG34, DETECT12, FONDLE21, PICK12, HURTY19, AID12, HEAR11, TOUCH12, LICK12
7650 DATA SQUASH12, BURY13, BLOCK12, PLEASE21, CLEAN12, CLEANSE21, PAT34, PET39, INDICATE21, RUB34
7700 DATA STROKE21, PURGE21, MANGLE21, BAR34, BARE21, HARM12, DIVE BOMB12, NURSE21, DOCTOR12, WELD12
7750 'VERBS TRANSITIVE OR INTRANSITIVE
7800 DATA STOMP12, TYPE21, STOP34, KILL12, RUN36, WALK12, ECHO12, PUNT12, HALLUCINATE21, GUESS12
7850 DATA FINISH12, FERMENT12, VAPORIZE21, RETURN12, READ19, LAMENT12, CHANGE21, SERENADE21, WRIGGLE21, SPLIT39
7900 DATA RUSH12, QUESTION12, DARE21, LOVE21, SLOW12, INDULGE21, ADD12, PUSH12, IMPROVE21, FLIP34
7950 DATA WASH12, SOAK12, SHOWER12, CHEW12, STRIP34, HURRY13, WORRY13, PONDER12, CONSIDER12, RAISE21
8000 'INTRANSITIVE VERBS
8050 DATA JUMP12, SWIM36, BREATHE21, SKI12, ABSCOND12, JOKE21, FORNIFICATE21, SIT36, SCREAM12, TALK12
8100 DATA SUICIDE21, SOAR12, EAVESDROP34, SIGH12, GRUMBLE21, SWOOP12, ROMP12, CRY13, UPCHUCK12, HUM34
8150 DATA CREEP12, INSIST12, PERSINKEY\$ST12, DESIST12, SLOBBER12, DIVERSIFY13, RANKLE21, SMOLDER12, PROCEED12, DOZE12
8200 'ADJECTIVES
8250 DATA SAD1, HOPELESS1, HORRENDOUS1, EXUBERANT1, ANALAGOUS1, MAGNIFICENT1, AFFABLE3, TYPICAL1, STUPID1, DUMB1
8300 DATA PREVARICATIVE1, EVIL1, GORGEOUS1, WONDERFUL1, HUMANE1, TIRED1, MOROSE1, BOLD1, WISE1, JUBILANT1
8350 DATA BLUE1, BLACK1, CREATIVE1, SPLENDOROUS1, DISAGREEABLE3, EXTRAORDINARY2, ABSURD1, RELUCTANT1, LOQUACIOUS1, BAD1
8400 DATA HARD1, SOFT1, SMOOTH1, TORTUROUS1, MEANINGFUL1, VITAL1, SHORT1, UBIQUITOUS1, IDIOTIC4, IMPRESSIVE1
8450 DATA CAUSTIC4, RED1, FORBIDDING1, MURDEROUS1, ARGUMENTATIVE1, EASY2, MASTERFUL1, DESTRUCTIVE1, OMNIPOTENT1, OMNIPRESENT1
8500 DATA ROUGH1, UNRELENTING1, ACTIVE1, WRETCHED1, HATEFUL1, JOYOUS1, BEAUTIFUL1, BENEFICIENT1, AGREEABLE3, NAIVE1
8550 DATA KNOWLEDGEABLE3, MALEVOLENT1, VENGEFUL1, VIBRANT1, VIOLENT1, ALARMIN1, REPROACHFUL1, FOOLISH1, LUSCIOUS1, LASCIVIOUS1
8600 DATA TEPID1, VAPID1, PRETTY2, GRAND1, PERCEPTIVE1, IGNORANT1, HAPPY2, SIMPERING1, TEMPESTUOUS1, ARDUOUS1
8650 DATA INEXHORABLE3, QUICK1, GLORIOUS1, NOISOME1, TANGIBLE3, INTANGIBLE3, ABRASIVE1, DERISIVE1, PRECISE1, IMPRECISE1
8700 DATA BORING1, EXCITABLE3, ENERGETIC4, TERSE1, CONCISE1, VERBOSE1, FLUID1, WHOLESOME1, MANIACAL1, MAGIC4
8750 DATA DISTANT1, COLD1, HOT1, MARKED1, LIQUID1, FRESH1, DUSTY2, CRUDDY2, DROUSY2, WEAK1
8800 DATA HORRIBLE3, TRAGIC4, MONSTROUS1, GUILTY2, CANNIBALISTIC4, HUNGRY2, CARNIVOROUS1, OMNIVOROUS1, PLAGIARISTIC4, SELF-RIGHTEOUS1
8850 DATA CORRECT1, PROPER1, RELIGIOUS1, DEVOUT1, AESTHETIC4, PAINLESS1, DRY1, WET1, DAMP1, NOSY2
8900 DATA AMATEURISH1, FANATICAL1, FANTASTIC4, STRANGE1, ODD1, EVEN1, SAVAGE1, EDUCATED1, LONGITUDINAL1, LOVING1
8950 DATA BISEXUAL1, NAKED1, HEATED1, ALERT1, PHALLIC4, HUMOROUS1, BASIC4, DIRTY2, PERVERTED1, SHARPI
9000 DATA IMPRESSIVE1, PERSISTENT1, HELPFUL1, LAMENTABLE3, PLEASANT1, CONSIDERATE1, IMPRESSIONABLE3, KIND1, NAKED1, OBVIOUS1

Program continues

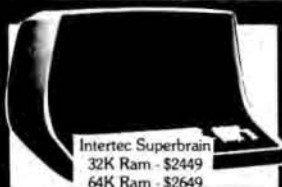
ΩMEGA "WHOLESALE COMPUTER PRICES" SALES DIRECT TO THE PUBLIC

CO. ✓389

East Coast: 12 Meeting St., Cumberland, RI 02864
West Coast: 3533 Old Conejo Rd., #102, Thousand Oaks, CA 91320

PRODUCT SPECIAL of the MONTH!!

Products are
NOW
IN
STOCK
AT
ΩMEGA
Sales
Co.



Intertec Superbrain
32K Ram - \$2449
64K Ram - \$2649



NEC spinwriter
5510-5530 - \$2449



Apple II - 16K, 48K
Call for Price



Epson MX-80 - \$599



Diablo 630 - \$1995
(with tractor feed) \$2195



Televideo
912 B or C - \$699
920 C - \$769

Atari 800 16K - \$749
32K - \$849

Atari 850 Interface Module \$159
Atari 825 Printer \$695

**Okidata
Microline 80 -
525**

Centronics - Ltd. quan.

730-3	\$ 525
737-1	\$ 625
704-9	\$1250
730-1	\$ 525
753	\$1750
703-9	\$1550

ΩMEGA OFFERS THE BEST DELIVERY AND PRICE ON:
APPLE • ATARI • TRS-80 Model II • INTERTEC •
DIABLO • EPSON • HEWLETT—PACKARD • SOROC •
COMMODORE • NEC • QUME • CENTRONICS

CALL TOLL FREE FOR ΩMEGA'S PRICE!
EAST COAST: 1-800-556-7586

ΩMEGA sells only quality merchandise to our customers.
ΩMEGA will try to match any current advertised price with similar purchase conditions.
Before you buy anywhere else — be sure to call ΩMEGA Sales Co.
WEST COAST: 1-805-499-3678 EAST COAST: 1-401-722-1027

ΩMEGA ships via UPS, truck, or air. COD's.
Visa, Mastercharge accepted, with no service charge.



Telex: 952106



9050 DATA INDULGENT1, LOVABLE3, LAZY2, SLOTHFUL1, MUNDANE1, URBANE1, ASININE1, LEGIBLE3, CULPABLE3, PATHETIC4
 9100 DATA COURTEOUS1, REVERENT1, OBEDIENT1, THRIFTY2, CHEAP1, MISERABLE3, APATHETIC4, BRAVEL1, LOGICALL1, HEAVY2
 9150 DATA FAIR1, GULLIBLE3, INSTANT1, INSTANT1, MOUNTAINOUS1, PONDEROUS1, METEORIC4, MORALL1, METALLIC1, NEAR1
 9200 DATA DEAR1, OPINIONATED1, OBTUSE1, IMPOTENT1, PORNOGRAPHIC4, PHOTOGRAPHIC4, PHOTOGENIC4, PERVERSE1, PROVOCATIVE1, QUESTIONABLE3
 9250 DATA ROMANTIC4, SOULFUL1, STUDIOUS1, SCHOLASTIC4, SUICIDALL1, UNIFORM1, VENOMOUS1, VACANT1, VIRTUOUS1, VIRGINALL1
 9300 'PREPOSITIONS
 9350 DATA UNDER, OVER, THROUGH, AROUND, AHEAD OF, BEHIND, WITHIN, WITHOUT, BEFORE, AFTER
 9400 DATA BENEATH, ABOVE, INSIDE, OUTSIDE, NEXT TO, AWAY FROM, WITH, BEYOND, ALONGSIDE, BELOW
 9450 DATA IN, OUT OF, ADJACENT TO, FROM, NEAR, BY, UNDERNEATH, FOR, AGAINST, ALONGSIDE
 9500 'ARTICLES
 9550 DATA THIS, THAT, HIS, HER, ITS, SOME, OUR, YOUR, THEIR, MY
 9600 'INTERROGATIVE WORDS, PHRASES
 9650 DATA HOW DO, WHERE DO, WHY DO, WHEN DO, WHAT, WHICH, WHO SE, WITH WHOM DO, DO, FOR WHAT DO
 9700 'STATE-OF-BEING VERBS, PHRASES
 9750 DATA ARE, ARE NOT, HAVE BEEN, HAVE NOT BEEN, WILL BE, WILL NOT BE, MAY BE, MAY NOT BE, WERE, WERE NOT
 9800 DATA CAN BE, CANNOT BE, MAY HAVE BEEN, MAY NOT HAVE BEEN, COULD BE, COULD NOT BE, COULD HAVE BEEN, COULD NOT HAVE BEEN, WOULD BE, WOULD NOT BE
 9850 DATA WOULD HAVE BEEN, WOULD NOT HAVE BEEN, SHOULD BE, SHOULD NOT BE, SHOULD HAVE BEEN, SHOULD NOT HAVE BEEN, WILL HAVE BEEN, WILL NOT HAVE BEEN, MIGHT HAVE BEEN, MIGHT BE

there are less than 200 bytes left. More string space is cleared than is actually required because the program runs faster that way.

Here is a detailed explanation.

Lines 1000-1250: Initialization. String space cleared, variables set to amounts of data, vocabulary arrays dimensioned and filled.

1300-1350: Clear screen for new poem. Start of main program.

1400-1650: Assign and decode words for title.

1700-1950: Five title patterns chosen by random ON-GOTO.

2000-2050: Start poem text. Set stanza length at 3-6 lines.

2100-2150: Set poem length, loop for separate lines. Line-feed to separate title from text and split stanzas.

2200-2700: Assign and decode words and punctuation for one line.

2750-3700: 19-line patterns chosen by random ON-GOTO.

3750: Loop to next line.

3800-3850: Special pattern for final line.

3900: Hit any key to start new poem. Back to line 1300.

3950-4000: Remove trailing digit from coded word, return decoded word and code number.

4050-4150: Make A or AN agree with following word.

4200-4450: Adjective to ad-

verb conversion. Method chosen by code number.

4500-4950: Noun pluralization. Structured as previously.

If code number is high (9), no change is made, as in "FISH".

5000-5350: Verb to past tense. Structured as nouns. Uses second code number.

5400-5600: Verb to participle. Structured as others. Uses first code number.

5650-9850: Data. Nouns, verbs and adjectives are coded for the subroutines. The others are used as they are. There are 10 items per line to make counting easier.

The program is modular and

make the change, expanding the applicable ON-GOTO, and adding data with the new code number as desired.

Title and line patterns may be added or deleted. A good book of free verse can supply patterns. Change the ON-GOTO involved.

Stanza and poem length are a matter of preference. If desired, there need be no splitting of stanzas, or poems of epic length. I've set the line loop to go on indefinitely writing the same poem. It's also a way to troubleshoot the subroutines and line patterns.

If the output warrants it, all

"My talent for poetry is non-existent, but I have a fair amount of skill at BASIC programming."

easy to change. Here are some things I've used or considered:

DATA is easily added or deleted. The variables in line 1050 must be changed to fit. Code numbers can be determined by comparison with similar data, or by walking through the subroutines.

The string arrays can be replaced with routines to search data, reducing the memory requirement, but slowing execution. Using disk files rather than data statements will reduce the memory requirement.

Additions to the subroutines can be done by adding a line to

the data could be in lowercase, with a subroutine to capitalize the first letter in a line and every word in the title. Floral graphics could be added here and there. The program is designed to be improved, modified, expanded or played with.

For those who are not enthusiastic about the typing necessary to get this program on line, copies on cassette tape for TRS-80 Level II 16K are available from the author for \$8.00. Comments, inquiries, conversion problems and other ideas for modifications will be answered. ■

MOVING?

AFFIX LABEL

Let us know 8 weeks in advance so that you won't miss a single issue of 80 Microcomputing.

Attach old label where indicated and print new address in space provided. Also include your mailing label whenever you write concerning your subscription. It helps us serve you promptly.

Address change only Extend subscription Enter new subscription
 1 year \$18.00 Payment enclosed Bill me later

If you have no label handy, print OLD address here

print NEW address here

Name _____ Name _____
 Address _____ Address _____
 City _____ State _____ Zip _____ City _____ State _____ Zip _____

80 MICROCOMPUTING P.O. Box 981 • Farmingdale NY 11737



NATIONAL TRS-80[®] MICROCOMPUTER SHOW

**New York Statler
Exposition Hall
(opposite Pennsylvania Railroad Station
and Madison Square Garden)
7th Ave. & 33rd Street**

**May 21, 22, 23, 1981
Thursday Noon to 6 PM
Friday 11 AM to 6 PM
Saturday 10 AM to 4 PM**

For the Businessman, Educator, Professional and Hobbyist.

- Commercial Exhibits and Sales of Microcomputers, Software, Books, Magazines, Supplies, Parts, Printers, Etc.
- Free Seminars
- Famous Name Guest Speakers.
- User Groups.
(Mod I, II, III, Color and Pocket Computers).
- Door Prizes - A TRS-80[®] Computer will be given away free each day, plus other prizes.

Avoid standing on line - Send in your registration today!

Radio Shack and TRS-80 are registered trademarks of Tandy Corporation, which has no relationship to Kengore Corporation or The National TRS-80 Microcomputer Show.

REGISTRATION FOR TRS-80[®] MICROCOMPUTER SHOW

May 21, 22, 23, 1981

New York Statler Hotel

Name _____ Title _____

Company Name _____

Address _____

City, State, Zip _____

Please send _____ registrations at \$10.00 each.

(Registration Badge will be sent to you on May 1st.)

Send To:

Kengore Corporation, Dept. 80
3001 Route 27
Franklin Park, N.J. 08823 ✓ 230

(Be sure to enclose
check or money order.)

*Don't eschew obfuscation.
Get sneaky about protecting your software. Here's how.*

No Forwarding Address

Bertram A. Thiel
159 W. Main St.
Frostburg, MD 21532

Occasionally you may need to make your programs safe from tampering. Methods range from the use of a DELETE command as the last statement, to more complex ones.

The following routines will help prevent tampering.

First, see *80 Microcomputing*, January 1980, p. 93, for background on program storage in memory. Note: It isn't the line numbers that are used when the BASIC interpreter is operating

(except for GOTO and GOSUB statements), but the addresses before the line numbers which point to the next pointer.

Once your program is written and debugged, start at the first pointer, addresses 17129 and 17130 (Level II only). Store the

```
65300 P1=17129
65310 P2=PEEK(P1)+PEEK(P1+1)*256: REM POINTER TO NEXT P
        OINTER
65320 IF PEEK(P1+2)+PEEK(P1+3)*256=65280 THEN 65350: RE
        M TO ROUTINE DELETION COMMAND
65330 POKE P1+2,0:POKE P1+3,0
65340 P1=P2: GOTO 65310
65350 DELETE 65280-65360
65360 END
```

Program Listing 1

```
10 PRINT"MULTIPLICATION TABLE"
20 POKE17191,205
30 FORX=1TO12
40 T=X*X
50 PRINTX;"X";X;"=";T
60 NEXTX
70 POKE17191,207
80 END
```

Program Listing 3

```
65300 P1=17129
65310 P2=PEEK(P1)+PEEK(P1+1)*256: REM POINTER TO NEXT P
        OINTER
65320 IF PEEK(P1+2)+PEEK(P1+3)*256=65280 THEN 65370: RE
        M TO ROUTINE DELETION COMMAND
65330 PRINT"TO SAVE LINE NUMBER";PEEK(P1+2)+PEEK(P1+3)*
        256;"THEN ENTER THE LETTER Y ELSE JUST PRESS E
        NTER";
65340 INPUT P3$: IF P3$="Y" THEN P3$="": P1=P2: GOTO 65
        310
65350 POKE P1+2,0:POKE P1+3,0
65360 P1=P2: GOTO 65310
65370 DELETE 65280-65380
65380 END
```

Program Listing 2

```
65400 REM        ROUTINE TO FIND RAM ADDRESS
65410 REM        OF A BASIC LINE NUMBER
65420 REM        B THIEL 1/12/80
65430 INPUT "PROGRAM LINE NUMBER";L
65440 P1=17129
65450 P2=PEEK(P1)+PEEK(P1+1)*256: REM POINTS TO NEXT PO
        INTER
65460 L1=PEEK(P1+2)+PEEK(P1+3)*256: REM LINE NUMBER
65470 IF P2=0 THEN PRINT "LINE";L;" NOT FOUND, END OF P
        ROGRAM IS AT ADDRESS";P1+1:STOP
65480 IF L1=L THEN PRINT "ADDRESS OF LINE";L1;" IS";P1+
        2;" AND";P1+3: STOP
65490 P1=P2: GOTO 65450
```

Program Listing 4

ASYLUM!

You are sitting alone. It is 2:00 AM. Your eyes are bloodshot. As you peer into your computer screen, you suddenly scream, "I must be crazy!" If this has ever happened to you, or the men in white coats from Deathmaze 5000 have hauled you away, it is time for you to enter the most ambitious 3-D graphics adventure yet offered by Med Systems: **ASYLUM!**

3-D PERSPECTIVE GRAPHICS

Asylum features the full screen 3-D perspective graphic displays that have made Deathmaze and Labyrinth best sellers. You can actually see what you are doing and where you are going! The mazes and buildings are bit-coded. This allows us to store **gigantic** mazes in small amounts of memory. These programs are **not** just a series of stored pictures. Our mazes typically contain **over 600 locations**. Further, machine-language programming gives instantaneous graphics generation and game response!

ADVANCED LANGUAGE INTERPRETER

Asylum also features one of the most advanced input routines available. Players are no longer limited to one and two word commands. Entire sentences may be entered from a vocabulary of over 200 words!

ASYLUM places you on a cot in a small room. Periodically, a janitor lobs a hand-grenade through the window of your locked door. What you do next could mean survival and escape! It could also mean permanent residence in the home for Deathmaze survivors! To leave, you will have to deal with guards, fellow survivors, doctors, the infamous Crazy Carpenter, and much, much more. Don't expect to get out any time soon!

TRS-80 Level II 16K or Model III 16K \$14.95

DEATHMAZE 5000 places you in a gigantic five-story building. There is only one goal. **ESCAPE ALIVE!** Monsters, dogs, vampires, and other vile horrors will plague your every step as you struggle to survive one of the most challenging adventures ever written. As of December 20, only two people outside the Med Systems' staff were known to have escaped!

TRS-80 Level II 16K or Model III 16K \$12.95

LABYRINTH places you in a huge maze of tunnels inhabited by gnomes, ghosts, witches, and an evil minotaur. You must find the weapons and treasures needed to destroy the minotaur before he destroys you! There is food enough in the maze to hold out for months!

TRS-80 Level II 16K or Model III 16K \$12.95



REWARD!

This man escaped Deathmaze only to be hauled off to Asylum! From his condition you would never realize that he designed both **Deathmaze** and **Asylum**. Those few others who escape either nightmare may send their correct solution to us. On May 30, a drawing will be held. Six intrepid adventurers will win their choice of three programs from Med Systems' catalog and a shirt with the Deathmaze or Asylum logo. Only the correct solutions are eligible. All judgements final. Please enclose a SASE for return of solutions or notification of correctness. All winners will be contacted directly.

SATISFACTION GUARANTEED!

Asylum, Deathmaze 5000, and Labyrinth are guaranteed to be the most incredible 16K 3-D graphic adventures you can buy. If for any reason you are not satisfied with these products, return your order within 14 days for a prompt and cheerful refund.

ORDERING INFORMATION

Orders are processed within five working days. We pay all postage and handling within the U.S., Canada, and U.S. territories. European orders please include \$2.00 for air post.

Asylum (\$14.95) \$ _____

Deathmaze 5000 (\$12.95) \$ _____

Labyrinth (\$12.95) \$ _____

Programs on Disk (add \$4.00) \$ _____

Programs on Cassette (N/C)

TOTAL \$ _____

Name _____

Street _____

City _____ State _____ Zip _____

Computer:

TRS-80 LII 16K Model III 16K

Mastercard VISA check

MC or VISA # _____

Expiration Date _____

Med Systems Software ✓ 128
P.O. Box 2674-W Chapel Hill, NC 27514
(919) 933-1990

RSGLMOD1 - \$50 - Enhancements to Radio Shack General Ledger 1.1 Special feature - Copy ONLY ONE disk for back-up security. Print features - General ledger with beginning balances; current month activity; ending balances ** Classified balance sheet. Print Options - Omit current column on income statement ** Omit account numbers on balance sheet and/or income statement. Input Display - Previous document name, number of entries/total entries permitted for current session, and dollar total of current document are always visible. These are nice anytime and just plain excellent after you return from an interruption.

Input Options - Set up an "automatic" account number. Touch ENTER to use. Change to another account anytime ** Re-do a document after it is balanced (Before starting next document) ** Change document name and entry date for each entry. One possibility is a check register with only one cash entry ** Automatic credits to liability, capital, and income accounts ** Others.

Supplied as program lines which must be MERGED into the original programs, or, send a disk copy of the original programs and the modifications will be installed on your diskette - no additional charge.

DDIRB1 - \$23 - Organize your disks. Creates program lines of directory contents using TRSDOS or NEWDOS. 32K/one drive.

CAT - \$12 - You have to plan ahead to beat the computer or a friend. X's and O's advance with each human move. Fast graphics.

FTDEM080 - \$12 - Displays and EXECUTES the NEWDOS/80 Appendix A programs and keyboard entries. A real time saver. 32K. Disk only. Deduct \$3 each for 2nd-3rd-4th program. Add 4% for MasterCard/Visa

NEWDOS/80 - \$135 **DOUBLER - \$215** **DOUBLE-ZAP II - \$47** **DOUBLE-ZAP (2.1)- \$37** **BASE 2 MODEL 850 - \$760 w/Cable**
MODEL III DISK DRIVES **FIRST - \$760** **SECOND - \$350** **EXTERNAL - \$430**

✓ 445 **AT-80** 3827 Dismount Dallas, Texas 75211 (214) 339-0498

ADD-ON MEMORY? GET THE FACTS!

Japanese 16K RAM chips have a one-to-ten in-service failure ratio to U.S. chips -- from a 1980 Hewlett Packard Study

Do not buy carelessly specified chips or chips of unknown manufacture. We offer 4116-compatible chips from the two top Japanese manufacturers, NEC and Fujitsu, for most popular computers and expansion memory boards, including:

*APPLE *TRS-80 *NEW PET *HEATH H-89 *SUPERBRAIN *EXPANDORAM *many others

NEC UPD 416-C 200 NSEC Plastics .. \$44.95/16K SPECIAL \$39.95/16K

FUJITSU 8116E 200 NSEC Ceramics .. \$51.95/16K SPECIAL - \$46.95/16K

*Price at ad copy deadline. We'll beat any legitimate price for comparable chips. Hi-volume users, dealers, or clubs, ask about further quantity discounts

Guaranteed good. Send check or money order to

MINIS & MICROS, INC.
 19754 VICTORY BOULEVARD
 WOODLAND HILLS, CA 91367

(213) 342-4535

NO Shipping Charge
 CA residents add 6% sales tax

✓ 98

COMPUCOVER

COVER YOUR INVESTMENT

- *Cloth Backed Neoprene Vinyl
- *Improved Reliability
- *Longer Life
- *Waterproof & Dustproof
- *Two Decorative Colors: Saddle Tan & Black



TRS-80 MODEL I	\$ 7.95	TRS-80 MODEL III	\$14.95
Keyboard	4.95	TRS-80 COLOR COMPUTER	9.95
Cassette	9.95	Line Printer I	\$16.95
Video Display	16.95	Line Printer II	9.95
Package 3/16"	16.95	Line Printer III	12.95
*NOTE: Add \$3.00 for Expansion Interface		Line Printer IV	9.95
TRS-80 5 1/4" Disk	\$ 4.95	Line Printer V	18.95
Two Disk Cover (16 per box)	7.95	Daisy Wheel Printer I	16.95
TRS-80 MODEL II		Quick Printer I	9.95
Entire Unit	\$22.95	Quick Printer II	9.95
Keyboard Only	7.95		
Three Disk Unit (8 Drives)	18.95		

Over 200 covers, write for complete list.

Send check or money order to
 include \$1.50 for postage and handling
 Overseas orders include \$4.00 postage
 DEALER INQUIRIES INVITED

CompuCover
 P.O. Box 329 (Dept. 4)
 Mary Esther, FL 32655
 Phone: (904) 243-5793

MAXELL OR **Dysan**

Some computerists pay less - but may not receive Shuggart® or IBM approved disks.

- 8" SINGLE SIDE DOUBLE DENSITY..... Box of 10 for \$80
- 8" DOUBLE SIDE DOUBLE DENSITY..... Box of 10 for \$70
- 5 1/4" MINI..... Box of 10 for \$80
- DYSAN® DISKS
- 5 1/4" MINI..... Box of 5 for \$25

(Specify - 8" Soft or Hard Sector/5" Soft or Hard Sector)



C.O.D. - \$1.00 Additional

Custom Electronics Inc.

238 EXCHANGE STREET
 CHICOPEE, MA. 01013

413-592-4761

established 1980 - closed Mondays

ATARI TI/99-4 PET

EDUCATIONAL SOFTWARE

For TRS-80* Color Computer, PET, Apple II.

- ELEMENTARY MATH
- SCIENCE BIOLOGY
- GEOGRAPHY HISTORY
- ECONOMICS ACCOUNTING
- FOREIGN LANG. BUSINESS ED.
- GRAMMAR FARM RECORDS

COIN INVENTORY

Write for FREE Catalogue:

MICRO LEARNINGWARE ✓ 89
 BOX 2134, N. MANKATO MN 56001
 507-625-2205

VISA & MASTER CHARGE ACCEPTED

We pay 15% royalty for Educational Programs listed with us.

Apple is a trademark of Apple Computer Co.
 TRS-80 is a registered trademark of TANDY CORP.
 Pet is a trademark of Commodore Bus. Machines.

HOMES for the TRS-80

Featuring

- High Quality, Commercial and Economy Models.
- Computer Consoles for \$129.95.
- Printer Stands \$39.95.
- Complete TRS-80 Business System, built-in.



Custom furniture for the TRS-80 office or home decor.
 -FOR 24 HOUR INFORMATION-
 PHONE 408-946-1265

AVS AUDIO-VIDEO 2485 AUTUMNVALE AVE.
 SYSTEMS SAN JOSE, CA. 95132
 Dealer inquiries invited.



SPACE ACE 21

SCIFI GAME OF TACTICAL SPACE COMBAT

Design your own space fighter. You choose the weapons, equipment, engines, and more. Then engage in a one on one sudden death fly-off. Human opponent or 10 different computer opponents. Fight in 2 or 3 dimensions. Action Sounds and Graphics. The most imaginative scifi game we offer. \$19.95 (written by former USAF phantom pilot)

More Super Games with Action Sounds and Graphics:

- !!! ANTS !!! Amazing battle between ant colonies. Easy to play, Challenging to master! \$14.95
- PARSECTOR V The ultimate space war. Unique split video, each player has a private display. \$19.95
- PARSECTOR B Tournament version of Parsector V. Larger galaxy to conquer. \$20.95
- HIGH SPEED LIFE The fastest, most advanced life game. Up to 2000 gen./min possible. \$14.95
- NAME THAT STATE QUIZ Educational fun. Draws State and waks questions. \$14.95
- TRS 80 Level II 16k, Model I or III required. ✓ 231

For cassette and instructions send CHECK or MONEY ORDER.
Synergistic Solar Inc. PO Box 560595
 Miami FL 33156
 Please write for more info. Dealer inquiries invited.

Memory Dump of Listing 3

17129	5	Next pointer
17130	67	is 17157
17131	10	
17132	0	Line 10
17133	178	PRINT
17134	34	"
17135	77	M
17136	85	U
17137	76	L
17138	84	T
17139	73	I
17140	80	P
17141	76	L
17142	73	I
17143	67	C
17144	65	A
17145	84	T
17146	73	I
17147	79	O
17148	78	N
17149	32	space
17150	84	T
17151	65	A
17152	66	B
17153	76	L
17154	69	E
17155	34	"
17156	0	eol
17157	20	Next pointer
17158	67	is 17172
17159	20	
17160	0	Line 20
17161	177	POKE
17162	49	1
17163	55	7
17164	49	1
17165	57	9
17166	49	1
17167	44	,
17168	50	2
17169	48	0
17170	53	5
17171	0	eol
17172	32	Next pointer
17173	67	is 17184
17174	30	
17175	0	Line 30
17176	129	FOR
17177	88	X
17178	213	=
17179	49	1
17180	189	T0
17181	49	1
17182	50	2
17183	0	eol
17184	42	Next pointer

Program continues

contents in a buffer, after multiplying the second address by 256 and adding it to the first. Then change the following two address contents to zeros, or anything you like, by POKEing in the appropriate values.

Once this is done no one can touch the program through ordinary means.

Program Listing 1 is for structured programs or programs where there are no GOTO or GO-SUB statements. First, enter your program and make sure it performs. Then enter Listing 1 manually or from your subroutines using the CFETCH from Instant Software's TRS-80 Utility II. List it. Type RUN 65280, and ENTER. LIST the program to confirm all lines are zero and that the routine has disappeared. Then run the program with all its possibilities to make sure there are no hidden problems. Then CSAVE it on tape.


If you feel a little mischievous, change line 65340 to:

```
65340 POKE P1+2,RND(255):
      POKE P1+3,RND(254)
```

which will give random line numbers.

If you wish to un-number a program that has line references, make a list of all line numbers used in GOTO and GO-SUB statements and enter Program Listing 2. This changes each line one at a time as you press ENTER; a Y means "yes, save that line number." The routine will erase itself as before. Do not try to use the RND functions here, since the interpreter requires sequential numbers in the line positions to work properly.

Now to make your TRS-80 do something that no programmable calculator can do; change its own program. The illustration is Program Listing 3. Enter it exactly as shown, delete spaces except for the one between the line numbers and the statement; and the one in the first print statement. If you have installed it properly, the arithmetic will be wrong. The POKE statements change the multiply function in line 40 to an add, and then change it back in line 70. Refer to the chart on page 100 of




TRS-80 MODEL II 64K \$3500
 PACKS ENOUGH DATA HANDLING POWER FOR MANY SMALL BUSINESSES.



TRS-80™ DISCOUNT

- NO OUT-OF-STATE TAX
- NO SHIPPING COSTS



TRS-80 MODEL III
32K-2 DISKS
\$2100
 NEW PERSONAL COMPUTER...
 REAL-TIME CLOCK, SHARPER
 CRT IMAGES AND FASTER
 LOADING CASSETTES



TRS-80 COLOR COMPUTER OR VIDEO \$339 each
 A LOW COST, COLOR COMPUTER FOR PERSONAL BUSINESS OR ENTERTAINMENT

CERTIFIED CHECKS
 CASHIERS CHECKS
 OR CREDIT CARDS



PERRY OIL & GAS INC. ✓51
 137 NORTH MAIN STREET, PERRY, MICH. 48872
PHONE (517) 625-4161

WARRANTIES HONORED BY ALL RADIO SHACKS • *T.M. TANDY CORP.

PURE FIG GOODNESS!

Now you can use Forth on your TRS-80 Model I with 16K and a single disk. This is a stand-alone version of the widely accepted Forth Interest Group Model 1.1 with the standard Forth editor. Extensions include disk format/backup, upper and lower case, output to parallel or RS-232 printers, and an 8080 assembler/disassembler. Documentation includes an introduction, glossary, and every single line of the system, including disk drivers and boot up code, all written in Forth!

TRS-80 fig-FORTH for \$49.95 Add 2.50 for shipping. Ca. res. add 6% for tax. Order from:



✓55
 P.O. Box 1098, Santa Cruz Ca. 95061
 TRS-80 is a trademark of Tandy Corp.

FINANCIAL ANALYSIS

Our Financial Analysis System is menu driven for easy user control. The Case Method approach to documentation shows how each program in the system can be applied to solving typical financial problems including:

- Net Present Value Analysis
- Present value of single deposit
- Present value of annuity
- Future value of single deposit
- Future value of annuity
- Break-Even Analysis
- Growth Stock Valuation
- Bond Analysis
- Days Between Dates
- Amortization Schedules
- Sum-of-the-years depreciation
- Straight line depreciation
- Declining balance depreciation
- Monthly payment to amortize a loan
- Number of payments to amortize a loan
- Balloon Payment
- IRR

Minimum hardware requirements:
 TRS-80* 16K, 1 Disk, Level II Basic
 Please specify Model I or Model II

Send check or M.O. for \$59.95 to **CYBERWARE**,
 3608 Wildgrove, Arlington, TX 76017

Credit card customers order

TOLL FREE 800-227-1617 ext. 403
 California Residents call 800-772-3545 ext. 403

Texas residents add 5% sales tax
 *TRS-80 is a trademark of the Radio Shack Division of Tandy Corporation. ✓83



17185	67	is 17194
17186	40	Line 40
17187	0	T
17188	84	=
17189	213	X
17190	88	*
17191	207	X
17192	88	eol
17193	0	Next pointer
17194	61	is 17213
17195	67	Line 50
17196	50	PRINT
17197	0	X
17198	178	;
17199	88	"
17200	59	X
17201	34	"
17202	88	X
17203	34	"
17204	59	;
17205	88	X
17206	59	;
17207	34	"
17208	61	=
17209	34	"
17210	59	;
17211	84	T
17212	0	eol
17213	68	Next pointer
17214	67	is 17220
17215	60	Line 60
17216	0	NEXT
17217	135	X
17218	88	eol
17219	0	Next pointer
17220	83	is 17235
17221	67	Line 70
17222	70	POKE
17223	0	1
17224	177	7
17225	49	1
17226	55	7
17227	49	1
17228	57	7
17229	49	1
17230	44	1
17231	50	2
17232	48	0
17233	55	7
17234	0	eol
17235	89	Next pointer
17236	67	is 17241
17237	80	Line 80
17238	0	END
17239	128	eol
17240	0	Next pointer
17241	0	is 0 (end of
17242	0	program)

the January 1980 issue and you will see that the codes in the POKE statements correspond to + and -. The trick is to find out where in memory to POKE. Don't worry, it's simpler than learning BASIC.

First, decide what you want to do with POKE, and write your program using POKE00000,000 inserts for proper spacing. If you use more than 16K memory, refer to the Level II manual about the method to addressing above the 16K boundary. Load in Program Listing 4 either manually or using the CFETCH, and run it by typing RUN 65400 ENTER. It will ask you which line you wish the RAM address for. Mark this down and all the others you will be POKEing into. (All numbers we're using are decimal.)

Use the immediate mode of the computer to examine blocks of memory, for instance:

```
FOR X=17129 TO 17168:
PRINT X;PEEK(X);NEXT
```

will list the first 40 memory contents of a program on the screen. The listing shown is of the memory contents of Listing 3.

To find the value of a pointer or a line number, the second half must be multiplied by 256 and added to the first half for a decimal equivalent. All other characters and numbers are stored in their ASCII equivalent, one to a memory byte, and all operators and reserved words are coded according to the chart in the article. Find the addresses you have to POKE into and edit your program. Do not increase the size of the program or you may POKE into the wrong character. If you want to POKE in a number of sequential bytes, use FOR-NEXT loops reading from data statements in order to save space.

You could conceivably POKE in your program, but that's what the computer does during a CLOAD.

When you get a self-changing program up and running, use one of the un-number routines to protect it further, and challenge a friend to explain how you did it. ■



SAVE

on add-ons for

TRS-80®

Software & Hardware

NEW TOLL FREE ORDER NUMBER

THE MICROCONDUCTOR™

the ultimate data base manager
for your TRS-80®

The MICROCONDUCTOR™ is not just a file manager but a true Data Base Management System suitable for both the novice and professional users.

- DATA FILES**—No limit on the number of records a file can have.
- FIELDS**—Any type (string, interger, single, double). Eight entry modes (including defaults, counting, and suppress).
- REPORTS**—Four ways to generate reports. Total numeric column(s). Print on any paper in any format (statements, labels, etc.).
- SORT**—Any field(s) (i.e. multiple-key sort). Any size file, numeric or ASCII. Ascending or descending.
- MAINT.**—Command anticipation. Record duplication. Direct access and sequential search.
- UPDATING/**—Add, subtract, multiply, divide fields. Combine results from previous calculations. Test for any condition and take action.
- MERGING**—

TRS-80® MODEL I \$249
 TRS-80® MODEL II \$399

MONTHLY SPECIAL
 Shugart SA801 Bare Drive **\$459**

DISK DRIVE SALE

SHUGART SA400 TF-3

with power supply and chassis
full warranty (35TK)

ONLY **\$299** LIMITED QUANTITIES

NEW FOR TRS-80®

TF-8 80 TRACK DISK DRIVE
by MPI

Double your capacity. Single head mini floppy. More than 200K bytes of storage. Complete with power supply and chassis.

\$629

TF-9 DUAL 80 TRACK DISK DRIVE
by MPI

Quadruple your capacity. 400K bytes of storage (like having 4-40 track drives in one unit). Complete with power supply and chassis.

\$779


Disk Drive Sale!

Complete with power supply and chassis.

Shugart SA400L, 40 trk.....	\$339
Pertec FD200, 40 trk.....	\$379
TF-5 MPI B51, 40 trk.....	\$359
TF-7 Micropolis 77 track.....	\$569
TDH-1 Dual sided drive, 35 track.....	\$469
TF-3 Drive sys. 2 Shugart 40 trk.....	\$658

SOFTWARE SALE

NEWDOS 80.....	\$149
NEWDOS+ 40 trk.....	\$110
30 trk.....	\$99
AJA Business Pkg.....	\$359
The Source.....	\$100
Basic Compiler.....	\$195



® Registered trademark of Radio Shack

Disk Expansion System


- 2 Shugart SA400 TF-3..... \$658
- 1 Two-Drive Cable..... \$26
- 1 Expansion Interface 32K..... \$459
- 1 35-track DOS+..... \$99

TOTAL LIST PRICE \$1242

SPECIAL PRICE ONLY **\$1,149**

MOD II 8" Disk System

- 1 Drive System..... \$949
- 2 Drive Expansion System..... \$1,445



Anadex 9500..... \$1,449

Printers

Microline 83.....	\$1,060
Centronics 779.....	\$1,069
Centronics 700.....	\$1,129
Base 2.....	\$649
Centronics 737.....	\$839
Centronics 702-9.....	\$1,995
Malibu.....	\$2,093
Paper Tiger.....	\$895
Daisy Wheel.....	\$1,799

INTRODUCTORY OFFER

SAVE \$300 LIST \$949

Okidata
 Microline 80
\$629



EPSON
 PRINTER..... \$595

★ BARE DRIVES FOR ANY MICROCOMPUTER

Pertec FD200.....	\$282	FD250.....	\$359
Shugart SA400 35 track.....	\$269	SA400L 40 track.....	\$279
MPI B51.....	\$279	B52.....	\$349
MPI B91.....	\$399	B92.....	\$525

Memory Kit (16K).....	\$45.00
AC Isolator (6 socket).....	\$49.95
Disk Head Cleaner.....	\$19.95
Diskettes Verbatim (10) hard ring.....	\$30.00



MICROCOMPUTER
 TECHNOLOGY
 INCORPORATED

3304 W. MacArthur
 Santa Ana, CA 92704
 (714) 979-9923

Order Desk Only 800-854-7222
 Telex #678401TAB IRIN



ALL PRICES CASH DISCOUNTED
 FREIGHT FOB FACTORY
 ASK FOR FREE CATALOG

TRS-80® Model III Owners . . .

Why Wait?


Expand Your System Now

New low cost internal disk kit available to expand your storage capability. With this kit now you may expand your Model III computer with up to four MTI 40 track disk drives, giving 175,000 bytes of storage per drive for a total of 700K.

The kit includes one 40 track disk drive, controller, power supply, cables, mounting hardware and installation documentation.

Manufacturer Direct Price

ONLY \$699



COMPLETE SYSTEMS AND COMPONENTS AVAILABLE*

MTI MODEL III SYSTEMS

16K RAM, Model III Basic	\$899
2-Disk, 48K	\$1949
System Cover	\$6.95

*Uses MTI Disk Drives and Memory.

MTI DISK DRIVES FOR MODEL III

Internal Kits

Disk Drive 1	\$699
Disk Drive 2	\$279

External Add-on Kits

Disk Drive 3	\$379
Disk Drive 4	\$359

Model III DOS & Manual \$21.95

16K RAM Kit \$59

RS-232 Serial Interface \$95



MICROCOMPUTER TECHNOLOGY, INC.

3304 W. MACARTHUR, SANTA ANA, CA 92704

★ PHONE (714) 979-9923 ★ TELEX #678401TAB IRIN

Order Desk Only 800-854-7222

® TRS-80® IS A REGISTERED TRADEMARK OF TANDY CORPORATION



ALL PRICES CASH DISCOUNTED
FREIGHT FOB FACTORY
ASK FOR FREE CATALOG

Jamming and cramming with an eye on economy.

El Cheapo Packer

Greg Browne
1515 Jefferson
Alamogordo, NM 88310

Ever needed to branch to a statement in the middle of a multi-statement line? Ever wanted to shorten the loading or execution time? Ever wished you could get rid of all those unnecessary line numbers?

After using my TRS-80 for about six months and running into all these situations, I decided that I had to do something.

I could EDIT program lines. I could even renumber them. But, somehow, I couldn't eliminate extra line numbers. I couldn't create new lines using the same program code without a lot of re-typing.

Although the EDIT routine in the TRS-80 BASIC interpreter was good at editing a single line, it wouldn't do anything else.

Some Alternatives

You can buy some very good software such as Cottage Software's Packer to pack and unpack your programs, that is, combine lines or separate statements to different lines. There are two problems with this. The first is cost. Most of the available programs cost about \$30. The second is a bit subjective. I don't mind using someone else's program, but I prefer to control the logic and flow of my program. Commercial packer/unpacker programs massage your code into neat packages wheth-

er you want them to or not.

My routine simply packs two lines together, or breaks one line into two. It doesn't check your logic or change your code, but it saves much retyping time.

If your programming volume is small, and you just want to pack a few lines together or break out a statement from the middle of a line without re-typing, then my routine may be ideal for you.

To understand my routine, you should know how a BASIC program is stored in memory. Program Listing 1 is a short program which POKEs solid white graphics characters into every position on the screen, a rather slow white-out program. The same program is shown in Table 1 as it is stored in memory. Packing and unpacking is done by manipulating the "overhead" which the interpreter uses to access the program.

All BASIC programs are stored in the same format, starting at memory location 17129 (decimal). Every line uses five extra bytes of memory to identify and sequence it into the program. Those five bytes store two integers and a line separator. The integers are stored as two decimal bytes in standard (backward) Z-80 format. That is, the least significant byte is first and the most significant byte is second. To obtain the integer equivalent of a two-byte decimal stored number, you add the first byte and 256 times the second. The result is the Integer value.

Table 1 illustrates the arrangement of the five extra bytes, four in front and one be-

hind. The first two-byte integer is a pointer to direct the interpreter to the first memory location of the next line. The second two-byte integer is the line number.

The fifth byte, at the end of the line, is the terminator, always zero, which the interpreter uses during execution and to fix the line pointers after the use of the EDIT routine changes the length of a program.

Essentially, the beginning of each line points to the beginning of the next, and so on, until the end of the program. The last line points to a two-byte location which contains the value zero, and that is a signal to the interpreter that it has reached the end of the program. If you want to check this on your TRS-80, enter the sample program as it is shown, spaces and all, and PEEK to see how it corresponds to Table 1.

Packing

Knowing the format and starting point of a program stored in memory, it is simple to alter the arrangement of its lines. To eliminate a line, you use the pointers to jump forward line-by-line, examining each line number (stored in the third and fourth bytes of each line) until the desired line is found.

If the line is not found, the search will eventually point to a next-line pointer with that zero value, signaling that we have searched unsuccessfully to the end of the program. If this happens in my routine, it will say

```
100 FOR I = 15360 TO 16383
200 POKE I,191
300 NEXT I
400 STOP
```

Program Listing 1.

CONTENTS

LINE	MEMORY LOCATION	DECIMAL	INTEGER	EXPLANATION
1	17129-30	(255/66)	17151	Points to next line
	17131-32	(100/0)	100	Line number
	17133-49	var		Program code
	17150	(0)		End-of-line marker
2	17151-52	(11/67)	17163	Points to next line
	17153-54	(200/0)	200	Line number
	17155-61	var		Program code
	17162	(0)		End-of-line marker
3	17163-64	(19/67)	17171	Points to next line
	17165-66	(44/1)	300	Line number
	17167-69	var		Program code
	17170	(0)		End-of-line marker
4	17171-72	(25/67)	17177	Points to next line
	17173-74	(144/1)	400	Line number
	17175	(148)		Program code (for Stop)
	17176	(0)		End-of-line marker
x	17177-78	(0/0)	0	End-of-program marker

Table 1. Program Listing 1 in Memory

LINE? and stop.

However, if the routine finds the line, it has to bridge over the existing pointer, line number and previous line terminator. It does this by POKEing the pointer at the beginning of the disappearing line back to the location of the pointer in the previous line. This causes the interpreter to point right past the packed line to the succeeding line.

To keep the interpreter from ending the new line prematurely (at the old terminator), the routine uses that memory location to store a statement separator by POKEing the value for a colon. To clean things up a bit, the routine converts the four unneeded bytes to blanks.

To illustrate this, assume we are packing line 200 of Program Listing 1. Referring to Table 1 again, we see that to bridge over line 200, we have to POKE the contents of memory locations 17151-52 back into locations 17129-30. Then we convert location 17150 to a colon and change locations 17151-54 into blanks.

You now have a combined line, but you are still wasting space with four useless blanks. If you now EDIT the new line, you can remove those blanks. Or, in a few cases, correct the logic. Merging may require adding a statement (such as an ELSE) or removing one (such as a DATA or colon) in order to retain the logic and syntax of the program.

If no additions are necessary, you can save four bytes of memory with every line you pack. That may not seem like much, but you will be surprised at the

number of unneeded lines in most programs.

Unpacking

Having packed two lines together, you run your program only to discover a ?UL ERROR. That line number is a needed branch point! What do you do? After this happened to me, I wrote a routine to unpack my mistakes.

When you discover that you must branch to a statement in the middle of a line, you can only do it by beginning a numbered line at that statement. You can retype the line beginning at that statement, or, with a little editing and my routine, you can unpack it.

The editing makes room for those five new bytes of memory needed by the interpreter to access the line. Only four bytes need to be added, however, since the colon preceding the statement will be used as the fifth byte. To help the routine find the point of separation, the colon needs to be changed to a marker which is any keyboard character (except a comma or a colon) not used in the line up to the separation point.

Insert four blank spaces after the marker, and let the routine do the rest. It searches for the line to be separated; then searches through the line for the marker.

If it fails to find the marker, it says MARKER? and stops. If it does find the marker, it changes it to a zero (terminator) and puts the value stored at the beginning of the unseparated line (which points at the next line) into the next two added bytes. It

CONTENTS				
LINE	MEMORY LOCATION	DECIMAL	INTEGER	EXPLANATION
1	17129-30	(11/67)	17163	Points to next line
	17131-32	(100/0)	100	Line number
	17133-49	var		Program code (part)
	17150	(38)		Separation marker (&)
	17151-52	(32/32)		First two blanks (Pointer)
	17153-54	(32/32)		Second two blanks (line #)
2	17155-61	var		Program code (to separate)
	17162	(0)		End-of-line marker
	17163-64	(19/67)	17171	Points to next line
	17165-66	(44/1)	300	Line number
	etc.			

Table 2. Portion of Program Listing 2 in Memory

PROSOFT™

Dept. C / Box 839 / No. Hollywood, Ca. 91603 / 213-764-3131

Word Processing

* **SUBEDIT and SUBSCRIPT** \$39.95

Your TRS-80 Model I and LINE PRINTER IV or CENTRONICS 737 can easily produce proportional spaced documents with this typeset look. All you need are SUBEDIT and SUBSCRIPT.

EPSON MX-80 owners can underline and use all 12 fonts with this professional quality software.

With SELECTRICS and most other printers, you can take advantage of our 100+ pages of excellent documentation and 90+ functions, including:

- multiple top and bottom titles
- line split, join, and duplicate
- global search and change
- visible control words
- block move and copy
- right-justification
- table of contents
- form letters
- underlining
- centering
- autosave (some printers)
- super scripts and subscripts

Software Speedups

* **Announcing FASTER** \$29.95

Analyses BASIC programs and tells you how to make a simple program change to improve their execution speed. NO hardware changes are involved, works with packages as well as your own code. Can reduce run-times by 15-50%. Example: "move selection" in "Othello" dropped from 48 to 32 seconds. This will be one of your most valuable utilities!

* **MININIT-II** \$19.95

Self-relocating, multi-purpose; lets INKEY\$ handle up to 90 char/sec. Also provides: automatic signalling of string compression (never again will you think the computer has died when it is merely thinking); auto key-repeat; upper-lower case (hardware needed to see it); fast, interruptible screen print; dual routing of video to printer, and more. Highly recommended for use with SUBEDIT.

DVORAK layout support with stick-on key labels is also available for \$19.95, or you can get both versions for only \$27.50.

* **QUICK COMPRESS** \$19.95

Makes many BASIC programs faster and 30-60% smaller by removing blanks and remarks at your option. Processes 800 multi-statement lines in 3 seconds, needs only 270 bytes.

* **XTEND40** \$14.95

Quickly upgrades 35-track disks to 40 tracks with your 40-track drives and Operating System.

ORDERING

All programs run only on the TRS-80 Model I. FASTER, MININIT-II, and QUICK COMPRESS support 16-48K Level II or disk systems (specify "tape" or "disk"). SUBEDIT/SUBSCRIPT and XTEND40 require 32-48K disk systems and support TRSDOS and NEWDOS.

Please add \$3.00 for postage & handling, and 6% tax in Calif.

Spring Special! We pay handling on orders over \$25.00.

BONUS: Order any disk-based program and receive a diskette "re-labeller" program FREE!

TEXAS COMPUTER SYSTEMS Radio Shack

Authorized Sales Center

All Radio Shack merchandise available at a discount. Ask for our price list.

We offer the lowest prices on

TRS-80 COMPUTERS

MODEL II 64K \$3349 (Plus shipping)

All accessories for Model II available — disk expansions, printers and software.

Check out our low, low prices on these fine printers:

- ★ Anadex 9500/9501
- ★ Epson MX-80
- ★ Okidata Microline 80
- ★ The New Daisy Wheel II
- ★ Line Printer V

Special: Price our CP/M for the Model II. It offers 596 K per drive.

- ★ Payment: Money Order, Cashier's Check, Certified Check, Personal Checks require 3 weeks to clear. VISA, MASTERCARD — Add 3%.
- ★ Prices subject to change at any time.
- ★ No tax out-of-state. TX add 5%.
- ★ All items new, guaranteed by manufacturer.
- ★ Delivery subject to availability.

TEXAS COMPUTER SYSTEMS ✓25

An Authorized RADIO SHACK® Sales Center F701

Box 1174, Brady, Texas 76825

TOLL FREE Number 800-351-1473

Texas Residents 915-597-0673

ACCEL/ACCEL2 SPEEDUPS

TRS-80 Model I BASIC Compilers

Table below shows the BASIC subset translated by ACCEL and ACCEL2 to machine code. Figures represent the minimum expected ratio of execution times, compiler to interpreter. All other BASIC statements and functions run at interpreter speed after compilation.

	INTEGER	SINGLE	DOUBLE	STRING
Assignment (LET)	115	3.3	3.4	7.6
Array Reference (1-dim)	35	78	66	34.5
AND or OR	41	2.5	2.0	
Compare (<, etc)	30	1.6	1.4	4.2
Add, Subtract, Concat	47	2.0	1.5	4.9
Multiply (*)	3.3	2.0	1.5	
Divide (/)	2.0	2.0	1.02	
Reference to a constant	69	65	54	2.1
FOR with NEXT	15			
POKE	82	4.6	3.6	
SET or RESET	6.7	3.1	2.6	
IF THEN ELSE	11.1	3.0	2.3	7.6
ON expression GOTO	15.8	3.2	2.8	
Functions				
VARPTR	33	47	47	44
USR	11.2	3.7	2.8	
POINT	6.9	3.0	2.5	
PEEK	52	4.4	3.5	
LEN				43
MIDS				4.1
LEFT\$				3.0
RIGHT\$				2.8
CHR\$				4.7
ASC				30
CVI				28
Flow of Control				
GOSUB with RETURN	137			
GOTO	204			
All other BASIC statements and functions	1.0	1.0	1.0	1.0

ACCEL: For 16K TRS-80 Model I. Compiles boldface subset in INTEGER variable type. Compile-time size 2816 bytes, run-time size 256 bytes. Trade up later to ACCEL2 for the price difference.

\$44.95 + .75 shipping

ACCEL2: For 32K TRS-80 Model I. Compiles subset in all variable types. Compile-time size 5120 bytes, run-time size 1024 bytes. Local and Global options help control growth of the compiled code. Output save to Disk, Stringy/Floppy, TRSDOS and most vendor DOSs supported. Use ACCEL2 during BASIC program development for easy huge speedups. \$88.95 + 1.50 shipping

TS/AVE: Writes ACCEL/ACCEL2 compiler output to independent SYSTEM tape. \$9.95

Developed in Britain
by Southern Software



ALLEN GELDER SOFTWARE ✓79
Box 11721 Main Post Office
San Francisco, CA 94101

Mastercharge/Visa
Ca add 6%

TRS-80, TRSDOS tm Radio Shack
Stringy/Floppy tm exatron, inc.

100 FOR I = 15360 TO 16383 & POKEI, 191
300 NEXT I
400 STOP

Program Listing 2

also stores the new line beginning point back in the old pointer location, and finally stores its line number in the last two new bytes.

To illustrate, look at Program Listing 2, our sample program with line 200 packed onto the end of line 100. It has the marker and four blanks inserted at the separation point. Table 2 shows the memory representation of the first part of this program.

The unpacking is done by POKEing the values in locations 17129-30 into locations 17151-52 (immediately behind the marker) and loading locations 17129-30 with location 17151 in two-byte decimal form. The marker is made to a terminator (zero). The new line number is loaded into 17153-54 in two-byte decimal form, and it's done.

Cautions

To keep the routine small, no fancy expansion or compacting features were included. I did little logic checking. The routine is, after all, designed for me to use in conjunction with my RE-NUM and EDIT functions of the TRS-80 interpreter, and I do logic checking.

You can blow up a program with this routine, so I suggest a few cautions:

- The routine doesn't know what is being packed and will blindly stuff incompatible statements together on a line.
- The routine will pack two very long lines together. This is fine until you list or run a program with a line of code longer

than the buffer.

- The routine deletes referenced lines, creating ?UL errors.
- The routine cannot pack the first line of a program.
- When unpacking lines, the routine will accept an out-of-sequence line number.
- If your marker for unpacking is not unique, the line will be unpacked in the wrong place.
- When unpacking, the routine won't check the four bytes behind the marker. It will destroy whatever is there, if you forget to insert blanks.

Running the Routine

The routine prompts for input, and, when packing, will loop continuously until stopped. Since unpacking requires some advance preparation of the line, the routine must be rerun for each line to be unpacked.

How about applying this routine to a program already written? I keep a copy of this routine on tape, numbered (as the listing is) beginning with line 32760. These numbers are high enough to allow me to use that over discussed PEEK-POKE method of merging programs.

This is done by fooling the interpreter about the beginning location of a program during CLOAD. For anyone who is still unfamiliar with this method, Table 3 reviews the mechanics.

I attach this cheap packer to all my programs during development and load my copy of RE-NUM at the same time. For those of you with a 16K tape system who hate to go through the

- 1) CLOAD the program to be worked on. (Make sure all line numbers are lower than the packer routine.)
- 2) PEEK(16633) — if 2 or greater, follow steps 3 and 5.
— if 1 or zero, follow steps 4 and 5.
- 3) Type POKE 16548,PEEK(16633) — 2:POKE 16549,PEEK(16634):CLOAD
- 4) Type POKE 16548,PEEK(16633) + 254:POKE 16549,PEEK(16634) — 1:CLOAD
- 5) Immediately after CLOAD finishes, type POKE 16548,233:POKE 16549,66

Table 3. Merging Tape Programs

commands needed to call RENUM, try the following line of code:

```
I=16803:POKE I,195 POKE I+1,76:
POKE I+2:124
```

After this, you can get directly to RENUM by typing LINE. I leave it to you to discover why.

The program is formatted to make it easy to study and copy. Every word of code is necessary, but spaces and line feeds are extra. They can be left out. Without them the routine uses 474 bytes of memory, numbered as in the listing.

The routine command num-

ber is RUN 32760. You can bypass this by inserting a temporary first line in the code GOTO 32760. Then, if you renumber the program, the routine is still easy to run. The command becomes, simply, RUN. However, to run the program, the command would be RUNnn, where nn is the first line after your temporary line.

You can find other uses, too for the Cheap Packer. I was able to use the routine and some variable table assignments to reduce the computers's response time in my Othello game from 32 seconds to less than 21 seconds per move! ■

MARK GORDON COMPUTERS

DIVISION OF MARK GORDON ASSOCIATES, INC.
P.O. Box 77, Charlestown, MA 02129
(617) 491-7505

✓ 270

COMPUTERS

16K Model III..... **859.00**
Model-II 64K System..... **3499.00**

DISK DRIVES

40 Track 5 1/4 inch drive..... **319.00**
77 Track 5 1/4 inch drive..... **549.00**
4 Disk Drive Cable..... **39.00**

PRINTERS

Centronics 730..... **599.00**
Centronics 779-2..... **799.00**
Centronics 737..... **849.00**
Epson MX80..... **499.00**
Integral Data 440G..... **999.00**
NEC 5510 w-tractor..... **2679.00**
Okidata Microline 80..... **599.00**

MISC HARDWARE

Expansion int. TRS-80(Ok)..... **249.00**
Novation Cat modem..... **159.00**
16K Memory Kit..... **49.00**
Leedex Monitor..... **109.00**
Printer Cable for above..... **49.00**
ISO-2 Isolator..... **54.00**
AC LINE FILTER..... **24.00**

STORAGE MEDIA

Verbatim-box 10-5 1/4..... **25.00**
Memorex-box 10-5 1/4..... **22.00**
Plastic Storage Box..... **5.00**

OPERATING SYSTEMS

NEWDOS by APPARAT INC..... **49.00**
NEWDOS+ by APPARAT INC..... **99.00**
MMS FORTH DISKETTE-PRIMER..... **79.95**

DISKETTE TRS-80* BUSINESS SOFTWARE BY SBSG

Free enhancements and upgrades to registered owners for the cost of media and mailing. 30 day free telephone support. User reference on request.
Fully Interactive Accounting Package. General Ledger. Accounts Payable. Accounts Receivable and Payroll. Report Generating.
Complete Package (requires 3 or 4 drives) **\$475.00**
Individual Modules (requires 2 or 3 drives) **\$125.00**
Inventory II: (requires 2 or 3 drives) **\$ 99.00**
Mailing List Name & Address II (requires 2 drives) **\$129.00**
Intelligent Terminal System ST-80 III: **\$150.00**
The Electric Pencil from Michael Shryer **\$150.00**
File Management System: **\$ 49.00**

FINE PRINT

TRS-80 is a Tandy Corporation trademark. Use of above operating systems may require the use of Radio Shack TRS-DOS. Radio Shack equipment subject to the will and whim of Radio Shack.

ORDERING INFORMATION

We accept Visa and Mastercharge. We will ship C.O.D. certified check or money orders only. Massachusetts residents add 5 percent sales tax.

To order call toll-free 1-800-343-5206

For information call 617-491-7505

The Company cannot be liable for pictorial or typographical inaccuracies.

```
32000 ' *****
      * 'CHEAP' PACKER
      * BY
      * GREG BROWNE
      * *****

32090 ' * * * * *
      *
      * PROGRAM OPERATION NOTES
      *
32100 ' *
      * 32760 DEFINE VARIABLES : SET PRIOR LINE POINTER
      * LOC'N TO 0 (P) : SET CURRENT LOC'N TO
      * 17129 (C) : PACK OR UNPACK? (A):
32110 ' *
      * PACK = GOTO LINE 32762
      * UNPACK = CONTINUE ON THIS LINE
32120 ' *
      * GET LINE TO SPLIT (O) : GET NEW LINE NUMBER
      * TO ADD (N) : GET POSITION MARKER (PS) :
      * GET ASCII VALUE OF PS (M) : CONVERT NEW LINE
      * NUMBER TO TWO-BYTE FORM (B1 = MSB - B2 = LSB)
      * GO TO THE SEARCH SUBROUTINE AT LINE 32764
32130 ' *
32140 ' *
      * 32761 SEARCH LINE FOR MARKER (M) :
      * NO MARKER = END
      * MARKER = MOVE UP, POKE POINTER TO NEXT LINE
      * HERE, POKE THIS LOCATION BACK TO
      * START OF LINE, POKE LINE NUMBER
      * INTO THIRD AND FOURTH BYTES BEYOND
      * MARKER, CONVERT MARKER TO ZERO,
      * END.
32150 ' *
32160 ' *
32170 ' *
      * 32762 GET LINE TO PACK (O) : END IF 0 : OTHERWISE
      * GO TO THE SEARCH SUBROUTINE AT LINE 32764
32180 ' *
      * 32763 STOP IF FOUND LINE IS FIRST LINE : OTHERWISE
      * POKE TO PREVIOUS POINTER CURRENT POINTER
      * CONTENTS - (C) TO (P) AND (C+1) TO (P+1) :
      * POKE A COLON TO PREVIOUS LINE TERMINATOR :
      * POKE BLANKS OVER FORMER POINTER AND LINE
      * NUMBER : REINITIALIZE VARIABLES AND DO IT AGAIN
32190 ' *
32200 ' *
      * 32764 SEARCH SUBROUTINE
      * GET CURRENT LINE NUMBER (L) : FIND LOCATION
      * OF NEXT LINE (P) : IF P = 0 (END OF PROGRAM)
      * BEG OFF AND STOP
32210 ' *
      * IF LINE NUMBER IS ONE SEARCHED FOR - RETURN
      * OTHERWISE MOVE UP AND TRY NEXT LINE.
      * * * * *
32760 DEFINT A=2:P=0:C=17129:
      INPUT"(0=PACK,1=UNPACK)";A:
      IF A=0 THEN 32762
      ELSE INPUT"SPLIT LINE #";O:INPUT"NEW LINE #";N:
      INPUT"POSITION MARKER";PS:
      M=ASC(PS):B1=N/256:B2=N-B1*256:
      GOSUB 32764
32761 FOR I=C+4 TO F:
      IF PEEK(I)<>M NEXT:PRINT"MARKER?":END
      ELSE I=I+1:POKE I,PEEK(C):POKE I+1,PEEK(C+1):
      J=I/256:POKE C+1,J:POKE C,I-J*256:
      POKE I+2,B2:POKE I+3,B1:POKE I-1,0:END
32762 INPUT"LINE TO DELETE (0=END)";O:
      IF O=0 END
      ELSE GOSUB 32764
32763 IF P=0 STOP
      ELSE POKE P,PEEK(C):POKE P+1,PEEK(C+1):POKE C-1,58:
      FOR I=C TO C+3:POKE I,32:NEXT:
      P=0:C=17129:GOTO 32762
32764 L=PEEK(C+2)+256*PEEK(C+3):F=PEEK(C)+256*PEEK(C+1):
      IF F=0 PRINT"LINE?":STOP
      ELSE IF L=0 THEN RETURN
      ELSE P=C:C=P:GOTO 32764
```

Program Listing 3. Cheap Packer

POSTMAN DATA HANDLER

Ver. 1.0 - by Fred LaForest

A **machine language** mailing list program that will do:

- 650 Labels on a 35 track disk drive
- 1534 labels on an 80 track drive
- 10 fields (2 user defined)
- FAST SORTS 500 records in 30 seconds (use any or all keys in any order)
- Fully usable on a one (1) drive system (capacities shown are for a single drive system)
- Any label stock 1/2" thru 1 1/2" vertical (single label horizontal)
- Print one label or a sequence of labels
- **Purge duplicates** with or without user assistance
- 9 digit zip code
- Fast search on any field - random access - 3 second average
- Easy screen for fast editing
- **REQUIRES MIN. 1 DRIVE and 32K OF MEMORY, TRS-80*, MOD I**

This program is now available in 2 different packages.

1) A **sample package** that does all the functions of the full system (except the purge) and sells for \$25 and is to be used as a sales tool only. This is a fully operational package but can not be enlarged or modified in any way. Comes with the complete documentation and credit can be issued to the real package if returned to its place of purchase within 20 days.

2) The **full program** that includes the PURGE function with full documentation. This package will be updated as time goes on with new ideas so it includes a registration card.

Now it even works on Newdos-80

List Price \$125.00

Send \$25 for Sample Package - if not everything you expected, return sample disk for full refund (less shipping). You can't lose!!

THE CREATOR

The CREATOR is a new type of program for the micro-computer operator. Yes operator! Easy enough for the person just getting into the market. Use and create a program that is very sophisticated that programmers will comment highly about. The program will create error free basic programming code. Not almost ready to run BUT READY TO RUN WHEN YOU ARE FINISHED. YES, gives birth to a program. Just answer simple questions and have a simple background in the disk system of your computer (if you read your basic manual when you have questions you will have no problems). THIS PROGRAM IS NOT A DATA BASE!!

Now in the package comes the report generator that is in the same concept as the CREATOR. It is called REPORTER. This program creates report output for the CREATOR for either screen or printer.

These 2 programs are on one diskette and are available for only \$295 complete. The system requirements are one of the below:

TRS-80 MOD I, 32K DISK
TRS-80 MOD II, 64K DISK
APPLE II, 32K DISK

This is the most outstanding programming package available from anywhere. Now you can create INVENTORY SYSTEMS, PAYABLES and RECEIVABLES, CHECK REGISTER and EXPENSE REGISTER, and MUCH MORE!

This package is ready for delivery only \$295 for any one of the systems above (PLEASE STATE SYSTEM WHEN ORDERING).

10% OFF

Save 10% this month
Software Only!!

SUPER-UTILITY

by K. Watt

— MAIN PROGRAM LIST —

ZAP UTILITY

Display Sector (Disk, File)
Display Memory
Compare Disk Sectors
Copy Disk Sectors
Verify Disk Sectors
Zero Disk Sectors
String Search
Sector Search

PURGE UTILITY

Kill Selected Files
Get Disk Directory
Zero Unused Directory Entries
Zero Unused Granules
Remove System Files
Kill By Category
Change Name, Date, Password, Auto Command
Change File Parameters
Remove Passwords

DISK FORMAT UTILITY

Standard Format
Format Without Erase
Special Format
Read Address Marks

DISK COPY UTILITY

Standard Copy With Format
Standard Copy Without
Format

Special Copy (to back up any protected disks)
Purchaser Use - Only for his own personal disks.

TAPE COPY UTILITY

This program is to make back-up of any TRS-80 tape, no matter how it is recorded (note again this program is for the use of the original purchaser for his own programs only)

DISK REPAIR UTILITY

Repair Gat Table
Repair Hit Table
Repair Boot
Read Protect Directory Track
Recover Killed Files
Check Directory

MEMORY UTILITY

Move Memory
Exchange Memory
Compare Memory
Zero Memory
Test Memory
Input Byte From Port
Output Byte To Port
Memory To Disk
Disk To Memory

— For TRS-80, MOD I —

For a more complete overview, send a self addressed stamped envelope. This program is sold on disk only and retails for \$49.95.

OTHER THINGS OF INTEREST

For The TRS-80* MOD I

ST-80 III the top of the line in communication packages, MOD I.	
List	Cash Discount
\$150.00	\$137.00
LEX-II MODEM answer/orig.	
List	Cash Discount
\$179.00	\$139.00
SINGLE 5 1/4 DISK DRIVES 40 Track with Power Supply and Case.	
List	Cash Discount
\$399.00	\$299.00
DUAL 5 1/4 DISK DRIVES 40 Track with Power Supply and Case.	
List	Cash Discount
\$799.00	\$579.00
80 TRACK DRIVES with Power Supply and Case.	
List	Cash Discount
\$650.00	\$410.00
DUAL DRIVES 80 Track with Power Supply and Case.	
List	Cash Discount
\$1100.00	\$800.00

All hardware must be pre-paid to receive cash discount
or
Use your Master Card and Visa

Dealer inquiries invited.

SSM SOFT SECTOR MARKETING, INCORPORATED

434 Dealer inquiries invited.

6250 Middlebelt • Garden City, MI 48135 • 1 (313) 425-4020

C.O.D. - Certified Check, M.O. or Cash only. Sorry no C.O.D. over \$150.00! Most orders shipped next day. All orders must have shipping included. Please add 2% or \$2.50, whichever is higher for shipping. Michigan residents, please add 4% tax. Add extra \$1.50 for C.O.D. Personal checks take 3 weeks to clear. Send \$1.00 for catalog - get \$2.00 credit on next order.

An
innovative
word
processing
system
for
TRS-80*
MOD I



Lazy Writer[®]*

©1980
by
David
Welsh

It is time to put your
word processing program
away and use a
Word Processing System

*Lazy Writer is the product of ABC Sales

LAZY WRITER Takes on Scripsit[®] by Radio Shack[®] and Electric Pencil[®]

Has all the things that other word processing programs should have. Easy to use, written all in machine code. / It permits the inserting and deleting by characters, words, sentences, and paragraphs / Page scrolling up and down / Search ahead of the cursor or behind the cursor for any character / The cursor can be moved up, down, left and right / You can seek top of file and bottom of file / Block move of text, block delete of text / Search and replace or search delete / Unlimited insert (to the limit of your machines memory) / Permits use with lower case /

Has things that other programs should have, but don't. Upper and lower case output to your printer (if your printer accepts lower case) without having your computer modified. ON UPPER CASE ONLY MACHINES: This program marks the capital letters so you can see which letters are CAPITALS and which are not. / Will change all upper characters text to lower case or all lower case to upper. A SINGLE COMMAND / Will capitalize the first letter of all sentences and all proper noun I's, WITH A SINGLE COMMAND / LOADS ANY ELECTRIC PENCIL / FILE, ASCII SAVED FILES, EDTASM FILES or BASIC PROGRAMS SAVED ASCII / Permits installing special control characters in your text for your printers special features, like double wide or condensed print / Definable screen length and definable print length to 255 characters wide / Screen editing that is not final till your command. This means that you can edit your file on the screen and if you don't like how it reads you can cancel and leave it the way it was / You can append files (which means that you can put one file to the end of another file) / No lost characters at the end of the line, even for the fastest typist / A directory of all your files is available to the user without leaving the program / Saving programs to disk easy enough for the non-computer user / To save memory, not all the program modules are in memory at one time but are called from the disk as needed / You can set tab positions like on a typewriter / 10 CUSTOM COMMAND KEYS for the experienced user there is a command file that permits many special functions that are all user defined (not enough space for better explanation in ad, send for complete overview) / Program has HELP file that is a short review of the commands that are available /

Standard Printer Module. This printer module is provided for the user as a standard feature. Optional special printer routines for custom printer will be available in the near future. In this original release, it has the following printer drivers and will support the following printing devices: RS232, TRS232 and PARALLEL printer ports. You have the following format commands: Justifies Text, Centers Text, Centers Title, Line Spacing, Line Length from 3-255 characters and Set Margins / Also send any ASCII code to any printer from the text / Save formatted text to the disk for spooling later / Information for customer to load his own special printer driver / Printing can be stopped and started by the user at any time and then restarted where you left off / You can print entire file or just print to bottom of the page /

Communication Package. RS232 COMMUNICATION TERMINAL PROGRAM permits you to communicate with other computers. Transfer files from one machine to another. Permits dumping memory across the phone lines. Receive files from other TRS-80's and "Shake Hands" with larger computers. This is the complete system called LAZY WRITER. There is no package written for the TRS-80* that is as comprehensive. This package is available for the TRS-80* MOD I, 32K or larger with at least a single disk drive. List price is from

\$125.00



Dealer Inquiries Invited



434 **SSM** SOFT SECTOR MARKETING,
INCORPORATED
6250 Middlebelt • Garden City, MI 48135
(313) 425-4020

C.O.D. - Certified Check, M.O. or Cash only. Sorry, no C.O.D. over \$150.00! Most orders shipped next day. All orders must have shipping included. Please add 2% or \$2.50, whichever is higher for shipping. Michigan residents, please add 4% tax. Add extra \$1.50 for C.O.D. Personal checks take 3 weeks to clear. Send \$1.00 for catalog - get \$2.00 credit on next order.

Future Plans

Some additions will be
for no additional charge and others will
be at optional cost.

Complete
support for
Spinwriter, Diablo,
Gume & 737 Centronics
Printers, to use all of the
features these printers offer.

Hanging Indents

Newsletters for users of this system
to keep them informed of any questions,
problems and special products made for
use with this system.

Modify this package for TRS MOD III

Program to do form letters.

This is the queueing simulator you've been patiently waiting for.

Line Up!

John M. Anderson
149 Cliffside Drive
Wilmington, NC 28403

Have you ever chosen the wrong checkout line in the grocery store? Or had your patience strained while waiting in line for gas?

How does the proprietor decide on the number of check-out stands with all the variables and considerations?

One approach would be to simulate checkout activities using a computer and observe the results of the simulation.

This article describes a program in Level II BASIC for the TRS-80 with 16K. It demonstrates the dynamics of queueing using the mechanics of simulation.

The Models

Two queueing models, each with variations, can be simulated. Model I allows you to choose up to three channels, each with a single server. Arrivals enter the system at random intervals, followed by exponential distribution. You must specify average arrival time of the variables. Fig. 1 shows the general form of Model I. Each of the servers processes its customers at random service times. Service times follow the exponential distribution which is specified when you enter an average time.

With this model, you can ob-

serve the decisions of the system as to how many servers to provide and how the queues could be controlled.

Model II demonstrates a single channel, multi-server system. You can choose two or three servers in that channel. As with Model I, you can specify the particular exponential distributions. For example, interarrival times and service times are specified by entering an average arrival interval for the system and average service times for the servers. An arrival will not leave the system until it has passed through each of the specified service stations in sequence. By varying the number of servers and the service time distributions, you can observe the response of the system to a particular arrival interval distribution. Fig. 2 shows the general form of Model II.

Clock Control

Both models synchronize the arrivals and departures using a fixed-time incrementing ap-

proach. With this method, the clock is advanced in one-time-unit increments.

Two options are available for controlling the clock: user control, and computer control. Under user control, the clock is increased by one unit each time you press a non-numeric key on the keyboard. This mode is particularly useful since it allows the activities of the system to be viewed in a stop-frame attitude, showing the incremental changes in all points of the system.

Clock incrementing can also be left to the computer, in which case the simulation will operate automatically. If you begin with manual incrementing and later want automatic incrementing, the mode can be changed by simply depressing a numeric key. Getting from the automatic incrementing mode to the manual incrementing mode is not allowed by the program. Since the computer is under your complete control, the program can be stopped at any time and resumed at the touch of a key.

Queue Control

As arrivals enter the system, they are assigned to servers or queues. This is done by using one of three methods: (1) By user control; (2) randomly by the computer; and (3) using the shortest queue rule. Using method (1) has an advantage, it allows you to experiment. You have total control over the assignment of arrivals. Method (2) has the computer assign the arrivals at random, with each queue having the same chance of being chosen. For those who like to keep things balanced, the computer will assign arrivals to the shortest queue under method (3).

Service Rule

All arrivals are served on a first-come-first-serve basis. No provision is made for other service rules.

Video Display

The key feature of this program is the video display unit which displays the simulation's dynamics. Photo 1 shows the screen layout after the clock has run for 20 time units on a Model I system configuration. The system defined for this simulation had an average interarrival time of two time units. Three channels were specified, each having a single server. The servers had average service times specified at five, six, and eight time units, respectively. The clock was incremented automatically by the computer and halted after 20 periods.

Notice the unbalanced queues

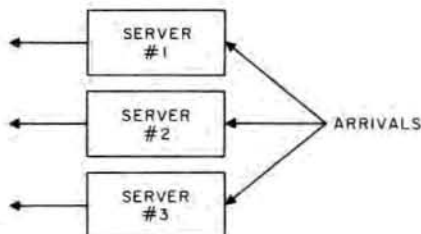


Figure 1

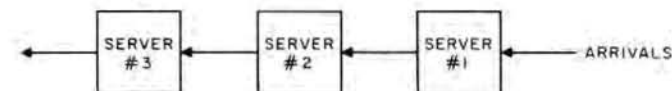


Figure 2

MANAGEMENT SYSTEMS SOFTWARE, INC.

Dr. Jerome S. Osteryoung, renowned business educator, and author of 5 business texts has written the following programs.

1. PROFORMA CASH-BUDGET PROGRAM

Allows the user to project the cash-balances for up to twelve periods in the future. Amount of loan, if needed, is computed as well as computing funds available for short-term investment. (Price \$125)

2. LEASE-PURCHASE PROGRAM

Evaluates the lease vs. purchase decision incorporating all the latest tax laws including the investment tax credit and accelerated depreciation. This program gives the user all the information necessary to make this decision. (Price \$50)

3. BUSINESS PROGRAM PACKAGE

13 Business programs (e.g., capital budgeting, cash-management, ratio analysis, debt management). These programs will be very useful to the business manager. (Price \$200)

4. PROCUREMENT PROGRAM

Ascertain purchase amount when future price of commodity is varying. A must for all managers who have purchasing responsibilities. This program takes into consideration inventory levels, inventory capacity, and financial carrying cost in determining the optimal amount of an item to purchase when future prices are varying. (Price \$150)

5. COLLEGE ENROLLMENT PROJECTION PROGRAM

Forecasts the enrollment for colleges using several different statistical techniques. User can specify the number of periods for which a forecast is desired. (Price \$100)

Extensive Documentation With Each Program

Write or call for a brochure which describes the product in greater detail.

87

MANAGEMENT SYSTEMS SOFTWARE, INC.

5200 Brittany Drive, #1006 St. Petersburg, Florida 33715
813.864.4347

```

ALS IN A GIVEN TIME PERIOD AND THE AVERAGE NUMBER
OF ARRIVALS SERVICED IN THAT TIME PERIOD ";
70 PRINT"FOR EACH SERVER.":GOSUB990
80 PRINT:PRINT" IF YOU CHOOSE A SINGLE-CHANNEL MODEL,
YOU HAVE ANOTHER OPTION: YOU CAN CHOOSE TO
SEQUENCE MULTIPLE SERVERS IN THAT CHANNEL (UP
TO 3), OR YOU CAN LOOK ONLY AT THE SIMPLE SINGLE
SERVER MODEL.":GOSUB990
90 DIMT(3,24)
100 CLS:PRINT"HOW MANY CHANNELS (UP TO 3)":INPUTN:IF(N
>3)OR(N<1)THEN100
110 IFN<1THEN140 ELSEN=1:INPUT"YOU HAVE CHOSEN A SING
LE-CHANNEL MODEL. DO YOU WANT MULTIPLE SERVERS
IN SEQUENCE (Y OR N)":AS:PRINT"
120 IFAS="Y"THENINPUT"HOW MANY SERVERS (2 OR 3)":Z1:IF(
Z1<2)OR(Z1>3)THEN120 ELSEPRINT"YOU HAVE CHOSEN TO
SEQUENCE"Z1"SERVERS IN A SINGLE CHANNEL. THE DIS
PLAY WILL SHOW THE SERVERS ONE BELOW THE OTHER. T
HE OUTPUT FROM #1 WILL BE INPUT TO #2";
130 IFAS<"Y"THEN140 ELSEPRINT", THE OUTPUT FROM #2 WI
LL BE THE INPUT TO #3, AND THE OUTPUT FROM #3
WILL LEAVE THE SYSTEM."
140 PRINT"WHAT IS THE AVERAGE TIME BETWEEN ARRIVALS":I
NPUTAL:IFAL<=0THEN140
150 IFAS="Y"THENN=Z1
160 FORI=1TON
170 PRINT"WHAT IS THE AVERAGE TIME TO SERVICE A CUSTOME
R FOR SERVER #":I":INPUTR(I):IFR(I)<=0THEN170
180 NEXT
190 CLS:PRINT"<ENTER> YOUR CHOICE FOR CONTROLLING THE C
LOCK: 1 = AT YOUR COMMAND 2 = A
UTOMATICALLY."
200 INPUTC1:IF(C1<1)OR(C1>2)THEN190
210 IFC1=1THENPRINT"PRESS <ENTER> TO ADVANCE THE CLOCK.
SHIFT TO AUTOMATIC BY
PRESSING ANY NONZERO NUMBER.":GOSUB990
220 IFC1=2THENPRINT"THE CLOCK WILL ADVANCE AUTOMATICALL
Y."
230 IFN=Z1THEN270 ELSECLS:PRINT"<ENTER> YOUR CHOICE FOR
ASSIGNING ARRIVALS TO QUEUES: 1 = YOU CHOOSE THE QUEUE
2 = RANDOM ASSIGNMENT
3 = SHORTEST QUEUE."#
240 INPUTC2:IF(C2<1)OR(C2>3)THEN240 ELSEC2=C2:IFC2=1TH
ENPRINT"YOU WILL BE ASKED 'WHICH QUEUE?' UPON EACH
ARRIVAL. PRESS <1>, <2>, OR <3> TO I
NDICATE YOUR CHOICE OF QUEUE.":GOSUB990
250 IFC2=2THENPRINT"QUEUE ASSIGNMENTS WILL BE MADE RAND
ONLY BY THE COMPUTER.":GOSUB990
260 IFC2=3THENPRINT"ARRIVALS WILL BE ASSIGNED TO THE SH
ORTEST QUEUE. IN CASE OF A TIE, THE FIRST OF THE
SHORTER QUEUES WILL BE ASSIGNED.":GOSUB990
270 CLS:PRINT#10,"QUEUEING SIMULATOR: AVG. TIME BETWEEN
ARRIVALS=";A1:PRINT#88,"CLOCK.":PRINT#65,CHR$(9
2);"AVG.TIME/CUSTOMER":ONNGOTO300,290,280
280 FORI=1TO20:SET(I+4,31):SET(I+4,36):NEXT:PRINT#707,"
#3";
290 FORI=1TO20:SET(I+4,19):SET(I+4,24):NEXT:PRINT#451,"
#2";
300 FORI=1TO20:SET(I+4,7):SET(I+4,12):NEXT:PRINT#195,"#
1";
310 PRINT#844,"[ STOP LINE":FORI=140TO780STEP64:PRINT#
I,"":NEXT
320 FORI=82TO126:SET(I,5):SET(I,40):NEXT:FORI=5TO40:SET
(82,I):SET(126,I):NEXTI
330 PRINT#178,"SYSTEM":PRINT#235,"NEXT IN.":PRINT#299
,"NEXT OUT.":PRINT#363,"# IN.":PRINT#427,"# OUT.
":PRINT#498,"SERVER":PRINT#564,"1 2 3";
340 PRINT#619,"# IN.":PRINT#683,"# OUT.":PRINT#747,"#
QUEUE.":PRINT#811,"IDLE.":
350 PRINT#896,"(TO HALT THE CLOCK, TYPE <SHIFT> <@>. TO
RESTART, <ENTER>.)";
360 FORI=1TON:PRINT#128+256*(I-1),R(I):NEXT
370 GOSUB1040:PRINT#246,A;IFA=0THEN370
380 N1=0:N2=0:B1=0:Q1=0:PRINT#0,"":FORI=1TON:IFS(I)=0T
HENL(I)=L(I)+1
390 NEXT
400 IFC1=1THENGOSUB990
410 C=C+1:PRINT#95,C;
420 IFC=ATHENGOSUB760
430 IFC<ATHEN550
440 AA=A:GOSUB1040:A=A+AA
450 FORI=1TO24:IFT(Q1,I)=0THEN470
460 NEXT:GOTO980
470 GOSUB1100
480 IFI=1THENT(Q1,I)=A+X8:GOTO500
490 T(Q1,I)=T(Q1,I-1)+X8
500 S(Q1)=1
510 Q(Q1)=Q(Q1)+1
520 J1=J1+1:J(Q1)=J(Q1)+1
530 GOSUB850:IFC=ATHENQ1=0:N1=0:N2=0:B1=0:GOTO420
540 Q1=0:N1=0:N2=0
550 FORI=1TON:IFT(I,1)=CTHEN570
560 NEXT:GOTO640
570 Q(I)=Q(I)-1
580 IFQ(I)=0THENS(I)=0
590 PRINT#200+256*(I-1),CHR$(128);" ";
600 FORI1=1TO23:T(I,I1)=T(I,I1+1):NEXT:T(I,24)=0
610 B1=I:J2=J2+1:K(B1)=K(B1)+1:GOSUB850:Q1=0:N1=0:N
2=0
620 IFZ1<0THENQ1=B1+1:IFQ1>NTHEN550 ELSEGOTO450
630 GOTO550
640 PRINT#246,A;:M=999:FORI=1TON:IFT(I,1)<M)AND(T(I,1)
<0)THENM=T(I,1)
650 NEXT:IFM<999THENPRINT#310,M;
660 IFN=Z1THENPRINT#374,J(1):GOTO680
670 PRINT#374,J1;
680 IFN=Z1THENPRINT#438,K(N):GOTO780
690 PRINT#438,J2;
700 B=1:FORI=627TO635STEP4:PRINT#I,J(B);B=B+1:NEXT
710 B=1:FORI=691TO699STEP4:PRINT#I,K(B);B=B+1:NEXT
720 B=1:FORI=755TO763STEP4:IFQ(B)>0THENPRINT#I,Q(B)-1;
730 B=B+1:NEXT
    
```

Program continues

MULLEN Computer Products

M-80 CONTROL BOX

TRS-80[®] accessory

The M-80 OCTOPORT is a simple to use interface for the TRS-80 COMPUTER. You can control 8 external devices and sense 8 external conditions. Each output uses a reed relay and each input an opto-isolator to electrically isolate your TRS-80.

One or more controllers can be connected to either the interface connector or the screen printer connector.

Each OCTOPORT is shipped completely assembled, tested and INCLUDES the interconnector cable, a UL approved power pack, and a 1 year warranty.

M-80 OCTOPORT \$159.



ASSEMBLED BURNED-IN & TESTED

Use your TRS-80, and our M-80 control box to program control energy savings devices at home or in your business. Send for our free application notes today.

MULLEN COMPUTER PRODUCTS, BOX 6214, HAYWARD, CA 94544
OR PHONE (415) 783-2866. VISA/MASTERCARD ACCEPTED.
INCLUDE \$1.50 FOR SHIPPING & HANDLING. CALIFORNIA RESIDENTS ADD TAX.


```

740 B=1:FORI=819T0827STEP4:PRINT@I,L(B);;B=B+1:NEXT
750 GOTO380
760 Q1=0:N1=0:N2=0:IF(N=1)OR(N=21)THEN790 ELSEONC2GOTO
770 790,790,810
770 FORV1=1T05:FORV=1T030:PRINT@334," ";NEXT
:PRINT@334,"WHICH QUEUE?";FORV=1T030:NEXT:NEXT
780 Z9=INKEY$:IFZ9=""THEN780 ELSEQ1=VAL(Z9):IF(Q1<1)OR
(Q1>N)THEN780 ELSEPRINT@334," ";:R
ETURN
790 Q1=INT(RND(N));IFN=21THENQ1=1
800 RETURN
810 W=9999:FORU=1TON:IFQ(U)>WTHENB30
820 W=Q(U):Q1=U
830 NEXT:RETURN
840 RETURN
850 IFQ1=0THENQ1=B1
860 IFQ1=1THENN1=Q(1)-1:GOTO890
870 IFQ1=2THENN1=Q(2)-1:GOTO890
880 N1=Q(3)-1
890 IFN1=12THENN2=N1-12:N1=12
900 IFN2=12THEN980
910 IFN1<0THENPRINT@200+256*(Q1-1)," ";:RETURN
920 PRINT@200+256*(Q1-1),CHR$(131);T(Q1,1);
930 IFN1=0THENPRINT@142+256*(Q1-1)," ";:RETURN
940 FORI=142+256*(Q1-1)TO142+256*(Q1-1)+2*N1-1STEP2:PRI
NT@I,CHR$(176);
950 NEXT:PRINT@I," ";
960 IFN2=0THENPRINT@206+256*(Q1-1)," ";:RETURN
970 FORI=206+256*(Q1-1)TO206+256*(Q1-1)+2*N2-1STEP2:PRI
NT@I,CHR$(140);NEXT:PRINT@I," ";:RETURN
980 FORI=1T010:PRINT@579,"
";:FORV=1T050:NEXT:PRINT@579,"***** QUE
UE OUT OF BOUNDS *****";FORV=1T0100:NEXTV:FORV
=1T050:NEXT:NEXT:PRINT@032,"";:END
990 Y9=INKEY$:IFY9=""THEN990
1000 IFVAL(Y9)<>@THENNC1=2
1010 RETURN
1020 Z9=INKEY$:IFZ9=""THEN1020
1030 RETURN
1040 A6=1/A1
1050 X6=0:S6=0:K6=RND(0)
1060 S6=S6+A6*EXP(-A6*X6)
1070 IFS6>K6THEN1090
1080 X6=X6+1:GOTO1060
1090 A=X6:RETURN
1100 A8=1/R(Q1)
1110 X8=0:S8=0:K8=RND(0)
1120 S8=S8+A8*EXP(-A8*X8)
1130 IFS8>K8THEN1150
1140 X8=X8+1:GOTO1120
1150 RETURN

```

PACIFIC
OFFICE
SYSTEMS

COMPUTER INTERFACES
& PERIPHERALS

- **POS-100 NRZ1 TAPE DRIVE CONTROLLER/FORMATTER** — Now your micro can read and write IBM/ANSI compatible NRZ1 format 9-track magnetic tapes. The POS-100 consists of S-100 bus card, 6' ribbon cable, tape drive controller card, cable to Pertec-Standard NRZ1 Tape drive, plus documentation and Z-80 or 8080 software (specify). Power is derived from tape drive and S-100 bus. Ship Wt.: 10 lbs. Suggested Retail Price \$995.00
- **POS 103/202 "MIX or MATCH" MODEM** — Unique POS control design permits use in one housing of both Bell-compatible 103 (0-300 baud) and 202 (0-1200 baud) modem modules originally made by VADIC Corp. for a telephone company subsidiary. FEATURES: RS-232 serial Interface, auto-answer, auto-dial, LED display, telephone line interface via acoustic coupler, manual DAA, or auto-answer DAA (sold separately). FULLY ADJUSTED; no special tools required. 3,000 mile range over standard dial-up telephone lines. Ship wt.: 15 lbs.
PRICES POS 103 Modem — \$199.95; POS 202 Modem — \$299.95; POS 202 Modem w/Auto-Answer — \$349.95; POS 103/202 Modem — \$499.95; FCC-Approved Auto-Answer DAA — \$125.00; Acoustic Coupler — \$29.95.
- **POS DAISY-WHEEL PRINTER INTERFACE for TRS-80** — Will drive Diablo HyType I, HyType II, and Qume Q and Sprint 3 printers. Includes 1K user-available memory for custom print routines (such as graphics, bidirectional printing, etc.). Programmed to respond to print commands from BASIC ELECTRIC PENCIL™ and SCRIPSIT™ software. Draws its power from printer. Ship wt.: 5 lbs. Price \$250.00
Cables, each (Specify HyType I, HyType II, or Qume) \$ 25.00
- **POS ASCII INTERFACE for IBM I/O SELECTRIC** — This Centronics-style parallel printer interface will drive an IBM Model 731 or 735 I/O typewriter (EBCD and Correspondence codes). No software needed. Features on-board EPROM which holds up to 8 ASCII-to-IBM code tables for different type spheres. Closed-loop operation runs at maximum printer speed; stops and starts on a single character without loss of data. Requires +12VDC and +5VDC power source. Ship wt.: 5 lbs. Price \$249.95
Power Supply (+5VDC, +12VDC, +24VDC for Solenoids on Printer) \$ 49.95
- **CONVERT OFFICE ELECTRIC TO I/O TYPEWRITER** — Kit includes assembled solenoids, switches, wire harness, magnet driver PCB plus instructions for installation and mCPU interface. Price \$150.00
- **"FORMALINER" Variable Width Forms Tractor for 15" Selectrics** \$95.00
- **GTE Model 560 ASCII SELECTRIC I/O Terminal** — With RS-232 Serial Interface and digital cassette deck for use as memory typewriter. Ship wt.: 100 lbs. Price, tested and adjusted \$1,195.00
- **POS ASCII IBM SELECTRIC PRINTER** — 15" Selectric from GTE terminal cleaned and adjusted with POS Centronics-style ASCII printer interface, UC/LC, carbon and fabric ribbons. Compatible with TRS-80, Apple, SOL and other CPU parallel printer ports. Ship wt.: 75 lbs. Price \$895.00

PACIFIC OFFICE SYSTEMS ✓153

918 Industrial Avenue

Palo Alto, CA 94303

(415) 493-7455

FASTER THAN A SPEEDING TYPIST...

Is it safe to walk the keyboard of your TRS-80 at night? Do you look for Syntax Errors down every dark subroutine? Well, look in your mailbox—It's a bill, it's an ad, it's **CLOAD MAN!** Faster than keying in hardcopy, more fun than an accounts-receivable package, ready to run in a single load...

When mild mannered Clyde Cload (star cassette tape duplicator at the **MONTHLY CLOAD**) dons his cape, the evil Typo-Bugs cringe in terror. This mighty Man of Iron Oxide swoops down on your TRS-80 by First Class Mail every month with super, ready-to-load programs for your (and your computer's) education and enjoyment.

Join in the battle against the Finger-Cramps, Edit Modes, and Typo-Bugs. Let **CLOAD MAN** come to your computer's aid by getting a subscription to **CLOAD MAGAZINE**.

PRICES

1 year subscription.....	\$42.00
6 month subscription.....	\$23.00
Single copies.....	\$4.50
Anthology-volume 1.....	\$10.00
Anthology-volume 2.....	\$15.00


The Fine Print:

Overseas rates slightly higher—please write for them.
Back issues available—ask for our list.*
TRS-80 is a trademark of Tandy Corporation.
California residents add 6% to single copies and anthologies.
Programs are for Level II 16K and occasionally for disks.

*24 Level I back issues also available.

Mastercharge/Visa Welcome Also Cash & Gold.

© Copyright **CLOAD MAGAZINE** 1980



CLOAD
MAGAZINE inc. ³²

P.O. Box 1267 • Goleta, CA 93116
(805) 964-2761

How to use your interrupts.

Doing Two Things at Once

Buzz Gorsky
712 Hillside Dr.
Carlisle, PA 17013

I have two programs which I use with amateur satellite operation. One derives antenna headings for satellite passes which can be displayed on the screen, printed out or used to control the antenna directly. The other is for a QSO file, to provide me with names, locations, time and satellites of previous contacts. Unfortunately, my computer has been unable to perform the antenna tracking at the same time it runs the QSO file program.

I realize that there are other time-dependent tasks, such as manipulating electric lights and intrusion alarms, during which the computer would not be available for other work. There should be a better way—and there is.

This article will describe how I solved this problem. The technique should work well for a variety of similar tasks. I will discuss the TRS-80 with expansion interface, which has resident "heartbeat," disk and a real time clock program. Those without a disk system may use the clock with their own software.

Resident Clock Program

My first task was to learn

about the resident clock program, get into it, and add routines. It works on interrupts to tell when the clock display is to be updated. If interrupt routines were entered, I could do other tasks in addition to updating a display. Then, I would check the time to begin the antenna tracking task and turn the antenna rotor off or on.

I planned to have my BASIC program POKE values into a machine language program to specify the timing, while the machine program worked on interrupts. I could then run the QSO file program while tracking.

I unravelled the real time clock using information from the expansion interface and TRSDOS manuals from Radio Shack. Address 4012H would jump or call to an interrupt routine, and show that the clock routine begins at 4518H. I found a RETURN instruction in the machine program, and tried to modify the program just before any returns.

I wrote a routine to update the clock "backwards" so that the hours are updated instead of the seconds (and vice versa). Thus, I could quickly see if my modifications worked. None did!

I had one other bit of information—address 4040H has the heartbeat count; 4041H, the seconds; 4042H, the minutes; and

4043H, the hours. I looked through the machine instructions after 4018H to see if any of the values were shown and found that at 45BCH there are: 21 40 41, which is LD HL, 4041H.

I then wrote a program to substitute a JUMP to my program in these three addresses (45BCH-45BEH), and ended my routine by loading HL with 4041H and then jumping to 45BFH, the next instruction in the clock routine. That worked!

I then arranged my BASIC program to POKE the hour and minute for antenna tracking and then the number of seconds the rotor is to run during each successive minute while tracking. A zero value indicates that the tracking is accomplished and the clock is restored to normal. Program Listing 1 shows the pertinent parts of the BASIC program.

This program involves POKE-ing values derived in BASIC. After the machine is called, the

CMD'R' restarts the clock by enabling the interrupts (which the machine language program had disabled). This re-enabling could be done by a machine code, but I did it in BASIC so that during debugging I could do some PEEK-ing with the clock off.

Program Listing 2 shows the assembly language program which does the work in sequential modules. When first executed from DOS, the entire program loads and execution begins at line 220. There, the location 4049H gets an address one lower than the address where it starts. That will protect it from BASIC and avoid the MEMORY SIZE question.

After that, we go back to DOS; execution from DOS does little except load the program and protect it. I then call BASIC and execute the BASIC program.

In line 750, the machine language program is called, beginning at location FE49H, or line 250. Here the interrupts are dis-

```

700 DEFUSR0 = &HFE49:REM ADR OF MACHINE LANG ROUTINE
710 POKE &HFE00,H:REM HR WHEN TRACKING BEGINS
720 POKE &HFE01,M:REM MIN WHEN TRACKING BEGINS
730 FOR I = 1 TO N:POKE &HFE01 + I,D(I):NEXT:REM FE02 AND ADJACENT
    HOLD THE D(I) OR VALUES FOR # OF SECS ROTOR IS TO BE ON EACH
    SUBSEQUENT MINUTE WHEN TRACKING BEGINS
740 POKE &FE01 + I,0:REM 0 IN NEXT ADR INDICATES END OF TASK
750 X = USR(0):CMD'R'
  
```

Program Listing 1

abled, and we substitute a JUMP to FE56H. This is the address labeled TIME in line 310, for the instruction which had existed in the clock routine at 45BCH. When the clock is re-enabled and gets to 45BCH, it will go to this program starting at line 310. After that substitution the RET in line 300 returns to the

BASIC program where the interrupts are re-enabled, starting the clock again.

As the clock runs, the routine starting at 310 is entered every second. AF is saved and the current hour and minute are compared with the values stored in HR and MIN by the BASIC program. If there is no match, then

EXIT is begun (line 670). HL is loaded here with 4041H, the step which belongs in 45BCH, and there is a JUMP to 45BFH to resume the clock.

When there is a match, it is time to begin the antenna tracking task. In NOW, line 410, we substitute the address for RUN, FE6EH, into the clock routine

where we had previously stored FE45H. Each time the clock runs it will jump to RUN instead of to TIME. It is time to RUN this part of the program and to continue right along. The POP and PUSH of AF in 430 and 440 are done because RUN must save AF each time it is entered from the clock.

We must then POP out the value previously saved so that it can be saved on the first time through the RUN routine. Once that is done we look to see if this is the 0 second of a minute. If not, we return to the clock via CONT. If it is second 0, then we turn the antenna rotor on (the hardware is controlled by the IN commands) and put the correct TIME into HL from the sequence of values stored by the BASIC POKES.

This value is now stored in TIMOF and we look to see if it is 0. If so, the task is done and we jump back where the clock is restored to normal functioning. Otherwise we load HL with 4041H, the current second count, and continue with CONT to see if this second matches that stored in TIMOF, which would indicate that the rotor should be turned off. If not, we EXIT, otherwise TIMUP will turn the rotor off with the IN command; increment NEXT, and go to EXIT to return to the clock.

Operation of the system is easy. When I know that I will want antenna tracking done, I use the TIME and CLOCK instructions from DOS to set the correct time and start the clock. I then execute the assembly language program, go to BASIC, execute the satellite tracking program, and continue with any other work I'm doing. The program will continue monitoring the time, and antenna tracking will begin on time. For example, I can load and execute my BASIC QSO file program and working the satellite, while the computer is controlling the antenna.

Since the clock is inaccurate when disk functions are used, extensive use of disk presents the only problem with this scheme. Aside from that, this is the perfect way to get the machine to do two things at once. ■

```

00100 ;ROUTINE TO ENTER CLOCK ROUTINE
00110 ;AT SPECIFIED TIME AND THEN ROTATE ANTENNA
00120 ;CORRECT AMOUNT EACH MINUTE
00130 ;VALUES ASSOCIATED WITH BASIC PROGRAM
00140 ;BY BUZZ GORSKY, K8BG
FE00      00150      ORG      0FE00H
0001      00160      HR       DEFS    1      ;STORES HR TO START
0001      00170      MIN      DEFS    1      ;STORES MIN TO START
003C      00180      TIMES    DEFS    60     ;STORES # SECS FOR ROTOR ON
          00190      ;EACH MIN
FE3E 00     00200      NEXT     DEFB    0
FE3F 00     00210      TIMOF    DEFB    0
FE40 21FFFD 00220      BEGIN    LD      HL,HR-1
FE43 224940 00230      LD      (4049H),HL ;PROTECT FROM BASIC
FE46 C32D40 00240      JP      402DH ;BACK TO DOS
FE49 F3     00250      START    DI
FE4A 21BC45 00260      LD      HL,45BCH
FE4D 36C3   00270      LD      (HL),0C3H ;JUMP INTO CLOCK ROUTINE
FE4F 2156FE 00280      LD      HL,TIME
FE52 22BD45 00290      LD      (45BDH),HL
FE55 C9     00300      RET     ;BACK TO BASIC PROGRAM
FE56 214340 00310      TIME    LD      HL,4043H ;CURRENT HR
FE59 F5     00320      PUSH   AF
FE5A 3A00FE 00330      LD      A,(HR)
FE5D BE     00340      CP      (HL)
FE5E 2039   00350      JR      NZ,EXIT
FE60 2B     00360      DEC     HL ;CURRENT MIN
FE61 3A01FE 00370      LD      A,(MIN)
FE64 BE     00380      CP      (HL)
FE65 2032   00390      JR      NZ,EXIT
          00400
FE67 216EFE 00410      NOW     LD      HL,RUN
FE6A 22BD45 00420      LD      (45BDH),HL
FE6D F1     00430      POP     AF
FE6E F5     00440      RUN     PUSH   AF
FE6F 214140 00450      LD      HL,4041H ;CURRENT SECONDS
FE72 3E00   00460      LD      A,0
FE74 BE     00470      CP      (HL)
FE75 2014   00480      JR      NZ,CONT
FE77 DB04   00490      IN      A,(4) ;ROTOR ON
FE79 3A3EFE 00500      LD      A,(NEXT)
FE7C 2102FE 00510      LD      HL,TIMES
FE7F 85     00520      ADD     A,L
FE80 6F     00530      LD      L,A
FE81 7E     00540      LD      A,(HL)
FE82 323FFE 00550      LD      (TIMOF),A
FE85 B7     00560      OR      A ;DONE IF A IS 0
FE86 2818   00570      JR      Z,BACK
FE88 214140 00580      LD      HL,4041H ;CURRENT SECONDS
FE8B 3A3FFE 00590      CONT    LD      A,(TIMOF)
FE8E BE     00600      CP      (HL)
FE8F 2802   00610      JR      Z,TIMUP
FE91 1806   00620      JR      EXIT
          00630
FE93 DB03   00640      TIMUP  IN      A,(3) ;TURN ROTOR OFF
FE95 213EFE 00650      LD      HL,NEXT
FE98 34     00660      INC     (HL)
FE99 214140 00670      EXIT    LD      HL,4041H ;BACK TO CLOCK
FE9C F1     00680      POP     AF
FE9D C3BF45 00690      JP      45BFH
          00700
FEA0 21BC45 00710      BACK    LD      HL,45BCH
FEA3 3621   00720      LD      (HL),21H
FEA5 DB03   00730      IN      A,(3) ;TURN ROTOR OFF
FEA7 214140 00740      LD      HL,4041H
FEAA 22BD45 00750      LD      (45BDH),HL
FEAD F1     00760      POP     AF
FEAE C3BC45 00770      JP      45BCH ;BACK TO RESTORED CLOCK
          00780
FE40      00790      END     BEGIN
00000 TOTAL ERRORS

```

Program Listing 2

Searching for Strings in your Basic program.

Find it Fast!

James Yowell Yelvington
811 East Will Rogers Drive
Stillwater, OK 74074

When you write a BASIC program is it always carefully planned in advance, neatly structured and flowcharted, and documented completely?

Seated at the computer one day, I was weary and my fingers wandered over the bouncing keys. Oops! Sorry, Adelaide Procter, but "A Lost Chord" (poem published in *Legends and Lyrics*, 1858) was not my problem. It was, instead, lost variable references, instructions, text strings, and other important information, mislaid somewhere in my BASIC program. What I needed was a machine language program which would quickly scan an entire BASIC program and find whatever I lost.

Searching for character strings is something computers do naturally, though the process

may be time-consuming. BASIC statements are encoded before being placed in the BASIC program storage area, making it necessary to encode the string being searched for, before scanning the BASIC program.

I hoped I wouldn't have to write a routine to encode the search string, since there clearly had to be such a routine already in ROM. I looked through *Supermap* (Fuller Software, 1979) and *Disassembled Handbook for the TRS-80* (Richcraft Engineering, 1980), identified some likely spots, and checked them out. I found that by loading the HL register pair with the starting address of the string and calling 1BC0H in ROM, I ended up with the string encoded, the HL register pair pointing to one less than the starting address of the encoded string, and a terminating byte of zero following the encoded string.

I decided to load the A register with the first character of the search string and to run through the BASIC program area comparing each character with the A register until I found a match. I

then loaded the second character of the string into A, advanced one location in the BASIC program, and looked for another match. I continued until I reached the end of the string, whereupon I knew I had found the entire string. Then I displayed the line number corresponding to the find, went back and loaded A again with the first character of the string, backed up in the BASIC program to one location past the start of the find, and repeated the whole process. If I encountered a mismatch before reaching the end of the string, I would not display the line number.

To get the line number, I had to know the format used to store BASIC programs in memory. Each line of BASIC begins with a two-byte pointer to the beginning of the next line, followed by a two-byte line number, the statements themselves, and a single byte of zero. In the search routine, I skipped over the pointers and stored the line numbers in a temporary holding place while the text of the line was being searched. The end of a pro-

gram was signaled by two bytes of zero where the pointer to the next line should be.

The task of displaying the line number, with the necessary conversion to ASCII, is another I hoped to avoid. So, back to *Supermap* to find a ROM routine. The likeliest spot was at 0FAFH, but I didn't know how to use it. Prior experience with other ROM routines suggested that the HL register pair would be the key one to prepare. Should HL point to the line number or contain it? Since line numbers only require two bytes, I tried loading HL with the line number and then calling 0FAFH. It worked.

After further experimentation I found that a string embedded within a keyword would not be recognized by the search routine. For example, the string IN would not be recognized where it occurred in the keyword PRINT. The reason was that the word PRINT did not exist in the encoded program, having been replaced by the corresponding code symbol or token. Also, the string JOE AND MARY would

not be recognized in a line such as PRINT "HELLO, JOE AND MARY." In the BASIC line the word AND, enclosed in quotes, would not be encoded. The same principle applies to shifted (capital) letters. When enclosed in quotes they remain shifted. Otherwise they are unshifted, whether in the string or in the BASIC program. BASIC comments, too, are left unencoded, whether preceded by REM or the single quote (apostrophe).

I began to feel that some revision of the program would be desirable. Suppose I wanted to search for the word OR where it might occur between quotes?

Two possibilities came to mind. I could enclose search strings in quotes, or I could somehow signal my intentions in the first byte or two of the string. The latter choice seemed most practical, so I looked around the keyboard for a character I would be willing to eliminate as a possibility for the first character of a search string. No character seemed to be dispensable. I decided to use two characters together to signal that the search string was not to be encoded.

I chose the double ampersand (&&). I modified the search string input/encoding routine, so that if the string began with two ampersands, they would not be considered part of the string, but would cause the string not to be encoded. The only limitation was that it would not be possible to search for an encoded string which began with two ampersands.

I turned to consider how best to call the routine into execution. Using the SYSTEM command followed by a slash (/) and the entry address would be the usual way, but a more convenient method would be a DOS command. I placed an instruction at the beginning of the program which loaded the program's entry address into the vector for the FIELD command.

The vector, located at 417CH, is three bytes long and normally contains C3 2D 01 in non-disk systems. (C3 is the jump instruction and the next two bytes form the inverted address of the L3 er-

ror routine.) By substituting the entry address of the search routine for that of the L3 error routine, I could call up the search routine simply by entering the direct BASIC command FIELD.

It was necessary to enter the routine the first time through the SYSTEM and slash method. The FIELD method worked reliably as long as the system was not reset and no disk or Level III system was operational. Then I figured out a better way.

A Better Way

Remembering that the ROM keyboard input routine could be intercepted for special processing, I set up a single keystroke call to the search program. While I was at it, why not debounce the keyboard? I added instructions at the head of the program to load the keyboard vector (4016H-4017H) with the entry address of a special keyboard processing routine, which I inserted in front of the search routine.

In the keyboard routine I loaded the BC register pair with a timing constant (48) and then called the ROM delay routine at 60H. I next had to test the keyboard input (in the A register) for whatever character I chose as a signal to jump to the search routine.

The program was now complete. After final testing and polishing I saved it on tape and added it to my library of utilities on BASIC programming.

Commentary

The following is a running commentary on the program, from start to finish. The numbers refer to line numbers in the Program Listing.

2-24 These EQU instructions identify special addresses, such as ROM routines and reserved RAM locations.

26 The ORG statement may be changed to locate the program wherever you wish.

28-32 This intercepts the ROM keyboard input routine and causes a call to the special keyboard

processing routine at line 34.

34-54 Special keyboard processing routine

34 Call ROM keyboard scan routine.

36 Save A register, containing keyboard input character, from damage by delay routine.

80-82

38 Load timing constant. Value 48 may be increased or decreased as necessary to obtain desired debounce effect.

84-86

40 Call ROM delay routine.

42 Restore A register.

44 Check for SHIFT plus down arrow.

46 If so, jump to defeat special keyboard routine.

48 Check for SHIFT plus right arrow.

116

50 If not, return to ROM from special keyboard routine.

52 Keep stack straight. Allows for call from ROM without corresponding return statement.

118-132

54 Jump to search routine.

56-60 Restore original keyboard vector, thus ending operation of special keyboard routine (and debounce). Return to BASIC.

62-68 Set up jump to search routine by use of FIELD command. Not functional unless entry is made directly to this point.

134-136

70-72 Start of search routine proper. Initialize flag for the NOT FOUND message to be displayed at end of search.

138-154

74 Set up to display prompt message (STRING=).

76 Display it.

78-116 Routine to input and check search string.

78 Call ROM string input routine. Gets string into input buffer, ends it with a byte of zero, returns with HL containing address of location one byte before start of input string.

Point to first byte of string, then load it into A.

Test A for zero (null string) and jump if so. (Note: OR A takes one byte less than CP 0.)

Test for double ampersand at beginning of string; take proper action.

Test for zero (null string) following double ampersand. If so, go to null string routine; otherwise bypass encoding process.

Save address of first byte of search string (bypassing double ampersand) at location labeled STR.

Get address of start of BASIC program from reserved RAM location. Load contents of that address into A and test for zero. If so, advance one location and test its contents for zero. Two bytes of zero at start of BASIC program indicates that no program exists, so jump to display NO BASIC PGM and return to BASIC.

Back up to one byte before start of program to set up for following search loop.

Beginning of line search loop. Get first two bytes of line (pointer to next line) and test each for zero. If both zeroes, then end of program is reached, so jump to end search routine. (Note: XOR A sets A register to zero. OR

	E and OR D statements test these registers for zero by comparing them with A.)		but without need.)		in BASIC text where successive matches began and repeat mid level loop to continue scanning line.	248-258	Test NOT FOUND flag. If zero, return to BASIC. If equal to one, display message and then return to BASIC.
156-164	Get next two bytes of line (line number) into DE register pair and save at location labeled LIN for display in case search string is found in this line.	180-182	Load zero into NOT FOUND flag byte, so it won't be displayed.				
166	Beginning of scanning loop (within line search loop) to search text of BASIC line for match with search string. Advance to next byte of BASIC line text. (Note: HL points to position in BASIC line; DE points to position in search string. Register A will hold current character from search string; C will hold character from BASIC line; B will hold displacement of current character from beginning of search string.)	184-192	Check current line cursor position of video display to avoid breaking line number between two consecutive display lines. If no room, force line feed before displaying line number.	226-232	An efficient way to subtract displacement in B register from HL pair. Since C register is no longer needed, load B into C, then zero out A register and load into B. Now 16-bit subtraction can be done by SBC HL, BC statement. Carry flag will not interfere because it was reset by XOR A statement.	260-276	Messages for display on screen. Each is terminated by a byte of zero, as needed by ROM routine at 28A7H.
168-170	Initialize B register to zero displacement. Initialize DE to first byte of search string.	194-200	Display current line number, indicating search string found in this line. Follow by blank to separate displayed line numbers.			260	Control codes back up the cursor to start of display line, and then erase to end of line.
172	Beginning of innermost loop to compare BASIC line text, character by character, with search string. Loop is executed as long as consecutive matches are found.	202-204	Restore HL and B registers and jump.	236-240	Load HL with start of NULL STRING message and call display routine. Then end program by jump back to BASIC.	278	Defines storage space for start address of search string (DEFS 2 statement could also have been used.)
174-176	Test for end of search string (zero byte). If so, a complete match has been found. If not, jump.	206-224	Continuation of loop begun at line 172 where complete match has not yet been found. Load current BASIC character into C.	242-246	Display NO BASIC PGM message and return to BASIC.	280	Defines space for line number (DEFS 2 would also work.)
178	Save HL and B registers from damage by line number display routine. (Note: EXX statement is faster and more compact than PUSH HL and PUSH BC statements. The C register and the DE pair are also saved,	208-210	Test C register for zero, indicating end of BASIC line. (Note: INC C then DEC C is an efficient way to test C for zero.)			282	Defines space for NOT FOUND flag (DEFS 1 would also work.)
		212	If end of BASIC line, jump to start of line search loop (outer loop) for new line.			284	Permits start at key-
		214-224	If not, compare current BASIC character with current search string character (in C and A registers, respectively). If they are not the same, then jump. If same, then move to next character in BASIC line and in search string. Increment displacement value in B. Repeat innermost loop.				
		226-234	Continuation of loop begun at line 166 (mid level loop) where mismatch has occurred between string and BASIC characters. Back up to location				

```

00001 ;**FINDIT**, J. YELVINGTON, JUNE 1980
0060 00002 DELAY EQU 60H
032A 00004 SHOCHR EQU 32AH
0361 00006 INSTR EQU 361H
03E3 00008 KBSCAN EQU 3E3H
06CC 00010 RTRN EQU 6CCH
0FAF 00012 SHOLIN EQU 0FAFH
1BC0 00014 CODE EQU 1BC0H
28A7 00016 SHOMSG EQU 28A7H
4016 00018 KBPTR EQU 4016H
40A4 00020 BSTP EQU 40A4H
40A6 00022 CURSP EQU 40A6H
417C 00024 FIELDP EQU 417CH
7EE6 00026 ORG 7EE6H
7EE6 21EF7E 00028 KBD LD HL,KBIN
7EE9 221640 00030 LD (KBPTR),HL
7EEC C3CC06 00032 JP RTRN
7EEF CDE303 00034 KBIN CALL KBSCAN
7EF2 6F 00036 LD L,A
7EF3 013000 00038 LD BC,48
7EF6 CD6000 00040 CALL DELAY
7EP9 7D 00042 LD A,L
7EFA FE1A 00044 CP 26
7EFC 2806 00046 JR Z,KBNULL
7EFE FE19 00048 CP 25
7F00 C0 00050 RET NZ
7F01 E1 00052 POP HL
7F02 1812 00054 JR FIND2
7F04 21E303 00056 KBNULD LD HL,KBSCAN
7F07 221640 00058 LD (KBPTR),HL
7F0A C9 00060 RET
7F0B 3EC3 00062 FIND1 LD A,0C3H
7F0D 327C41 00064 LD (FIELDP),A
7F10 21167F 00066 LD HL,FIND2
7F13 227D41 00068 LD (FIELDP+1),HL
7F16 3E01 00070 FIND2 LD A,1
7F18 32FF7F 00072 LD (NF),A
7F1B 21CE7F 00074 LD HL,STRM
7F1E CDA728 00076 CALL SHOMSG
7F21 CD6103 00078 STRIN CALL INSTR
7F24 23 00080 INC HL
7F25 7E 00082 LD A,(HL)
7F26 B7 00084 OR A
7F27 CAAC7F 00086 JP Z,NOSTR
7F2A FE26 00088 CP '&'

```

Program continues

UNIQUE!



40 & 80 Track "FLIPPY" Drives

for TRS-80*

SELECT YOURS!

● **40-Track "FLIPPY" \$349.95**
(Model 40-1) 48 TPI, single dens.
125K bytes/side, double dens.
250K/side.

● **80-TRACK "FLIPPY" \$459.95**
(Mod. 80-1) 96 TPI, single dens.
250K bytes/side, double dens.
500K/side.

● **40 TRACK DUAL HEAD \$459.95**
(Mod. 80-2) 48 TPI, double-sided,
40 tracks/side; single dens. 250K
bytes, double dens. 500K.

● **80 TRACK DUAL HEAD \$599.95**
(Mod. 160-2) 96 TPI, double-sided,
80 tracks/side; single dens. 500K
bytes, double dens. 1 megabytes.

NOTE: All capacity values are unformatted. All models capable of single or double density. All with power supply/silver enclosure. 115 VAC, 50-60 Hz. 115/230 VAC available.

● **DISKETTES, SOFT SECTOR, 5 1/4" (box of 10)**

Single-sided, single density \$29.95
Double-sided, double density \$39.95

● **CABLES**

2-drive \$24.95
4-drive \$34.95
Extender \$16.95

REAL VALUE

AEROCOMP offers the best value in microcomputer disc drives on the market today! Reliability, features and cost tough to beat. We deliver...and we stand behind our products, as evidenced by the only FREE TRIAL OFFER in the industry. Examine your systems needs and order today!

MYSTERY REMOVED

There appears to be some confusion in the terminology used to describe disc drives and their features. Here's what we mean:

- **FLIPPY** Allows the use of both sides of a diskette with a single-headed drive by simply turning the diskette over (model 40-1&80-1).
- **TRACK DENSITY** Specified in tracks per inch (TPI). Refers to the number of tracks per radial inch on the diskette. Typically 48 TPI=40 usable tracks and 96 TPI=80 usable tracks.
- **DOUBLE DENSITY** Refers to recording density in bits per inch (bpi). Typically single density means data can be recorded up to 2,938 bpi; double density means data can be recorded up to 5,876 bpi.
- **DOUBLE SIDED** Refers to number of read/write heads. Single-sided is one head, read/write one side only; double-sided is dual heads allowing read/write operations on both sides of the diskette. A double sided drive appears as two separate drives to the controller.
- **ACCESS TIME** The time required for the head to move from one track to the next. Typically 5 to 40 milliseconds (ms).

COMPARE AND BUY AEROCOMP!

	"FLIPPY"	ACCESS TIME (track to track)	HEAD LOAD SOLENOID	DISC EJECTOR	CAPACITY (unformatted single density)	EASY-ENTRY DOOR	FREE TRIAL
AEROCOMP	YES	5ms.	YES	YES	250K bytes (both sides)	YES	YES
RADIO SHACK*	NO	40ms.	YES	NO	109K bytes	NO	NO
PERCOM	YES	25ms.	YES	NO	250K bytes (both sides)	YES	NO
MPI	NO	5ms.	YES	YES	125K bytes	YES	NO
SHUGART	NO	40ms.	YES	NO	109K bytes	NO	NO
TANDON	NO	5ms.	NO	NO	125K bytes	NO	NO

Factual material from current manufacturer's data sheets is believed reliable but cannot be guaranteed, comparing Aerocomp Model 40-1 to similar models.

The TRS-80* expansion interface limits the track to track access time to 12ms.

*Trademark of Tandy/Radio Shack.

SPECIAL PACKAGES

STARTER 40-Track FLIPPY drive, 2-Drive cable, TRSDOS 2.3 Disk & Manual, Freight & Ins. \$369.95 (reg. \$401.00)

**#1 40-Track FLIPPY drive
2-Drive cable
Newdos/80
Freight & Ins. \$459.00 (reg. \$528.00)**

**#2 80-Track FLIPPY drive
2-Drive cable
Newdos/80
Freight & Ins. \$569.00 (reg. \$638.00)**

**#3 TWO (2) 40-Track FLIPPY drives
4-Drive cable
Newdos/80
Freight & Ins. \$785.00 (REG. \$893.00)**

**#4 TWO (2) 80-Track FLIPPY drives
4-Drive cable
Newdos/80
Freight & Ins. \$999.00 (reg. \$1113.85)**

● **DISK OPERATING SYSTEMS**
Newdos/80 \$149.00
VTOS 4.0 \$125.00
DOSPLUS 3.1 \$99.95

FREE TRIAL OFFER

Order your AEROCOMP Disc Drive and use it with your system for up to 14 days. If you are not satisfied for ANY REASON (except misuse or improper handling), return it, packed in the original shipping container, for a full refund. We have complete confidence in our products and we know you will be satisfied! ORDER TODAY!

WARRANTY

We offer you a 120 day unconditional warranty on parts and labor against any defect in materials and workmanship. In the event service, for any reason, becomes necessary, our service department is fast, friendly and cooperative.

100% TESTED

AEROCOMP Disc Drives are completely assembled at the factory and ready to plug in when you receive them. Each drive is 100% bench tested prior to shipment. We even enclose a copy of the test checklist, signed by the test technician, with every drive. AEROCOMP MEANS RELIABILITY!

ORDER NOW!!

To order by mail, specify Model Number(s) of Drive, cable, etc. (above), enclose check, money order, VISA or MASTERCHARGE card number and expiration date, or request C.O.D. shipment. Texas residents add 5% sales tax. Add \$5.00 per drive for shipping and handling. Please allow 2 weeks for personal checks to clear our bank. No personal checks will be accepted on C.O.D. shipments-cash, money orders or certified checks only. You will receive a card showing the exact C.O.D. amount before your shipment arrives. Be sure to include your name and shipping address. WE SHIP PROMPTLY! In the event there is a slight delay, you will be notified of the shipping date and we will NOT charge your bankcard until the day we ship!

WRITE AEROCOMP TODAY FOR MORE VALUES !!!

CALL TOLL FREE FOR FAST SERVICE (800) 824-7888, OPERATOR 24 FOR VISA / MASTERCHARGE / C.O.D. ORDERS
California dial (800) 852-7777, Operator 24, Alaska and Hawaii dial (800) 824-7919, Operator 24.
TOLL FREE LINES WILL ACCEPT ORDERS ONLY!
For Applications and Technical information, call (214) 337-4346 or drop us a card.

Dealers inquiries invited

AEROCOMP

Redbird Airport, Bldg. 8
P.O. Box 24829
Dallas, TX 75224 ✓387

7F2C	200F	00090	JR	NZ,ST2
7F2E	23	00092	INC	HL
7F2F	7E	00094	LD	A,(HL)
7F30	FE26	00096	CP	'&'
7F32	2008	00098	JR	NZ,ST1
7F34	23	00100	INC	HL
7F35	7E	00102	LD	A,(HL)
7F36	B7	00104	OR	A
7F37	CAAC7F	00106	JP	Z,NOPGM
7F3A	1805	00108	JR	ST3
7F3C	2B	00110	DEC	HL
7F3D	CDC01B	00112	CALL	CODE
7F40	23	00114	INC	HL
7F41	22FB7F	00116	LD	(STR),HL
7F44	2AA440	00118	LD	HL,(BSTP)
7F47	7E	00120	LD	A,(HL)
7F48	B7	00122	OR	A
7F49	2006	00124	JR	NZ,SU
7F4B	23	00126	INC	HL
7F4C	7E	00128	LD	A,(HL)
7F4D	B7	00130	OR	A
7F4E	2865	00132	JR	Z,NOPGM
7F50	2B	00134	DEC	HL
7F51	2B	00136	DEC	HL
7F52	23	00138	INC	HL
7F53	5E	00140	LD	E,(HL)
7F54	23	00142	INC	HL
7F55	56	00144	LD	D,(HL)
7F56	AF	00146	XOR	A
7F57	B3	00148	OR	E
7F58	C25F7F	00150	JP	NZ,GETLIN
7F5B	B2	00152	OR	D
7F5C	CABE7F	00154	JP	Z,ENDBAS
7F5F	23	00156	INC	HL
7F60	5E	00158	LD	E,(HL)
7F61	23	00160	INC	HL
7F62	56	00162	LD	D,(HL)
7F63	ED53FD7F	00164	LD	(LIN),DE
7F67	23	00166	INC	HL
7F68	0600	00168	LD	B,0
7F6A	ED5BFB7F	00170	LD	DE,(STR)
7F6E	1A	00172	LD	A,(DE)
7F6F	B7	00174	OR	A
7F70	C2947F	00176	JP	NZ,SC3
7F73	D9	00178	EXX	
7F74	AF	00180	XOR	A
7F75	32FF7F	00182	LD	(NF),A
7F78	3AA640	00184	LD	A,(CURSP)
7F7B	FE39	00186	CP	57
7F7D	FA857F	00188	JP	M,SC2
7F80	3E0D	00190	LD	A,13
7F82	CD2A03	00192	CALL	SHOCHR
7F85	2AFD7F	00194	LD	HL,(LIN)
7F88	CDAF0F	00196	CALL	SHOLIN
7F8B	3E20	00198	LD	A,20H
7F8D	CD2A03	00200	CALL	SHOCHR
7F90	D9	00202	EXX	
7F91	C3A47F	00204	JP	SC4
7F94	4E	00206	LD	C,(HL)
7F95	0C	00208	INC	C
7F96	0D	00210	DEC	C
7F97	CA527F	00212	JP	Z,GETPTR
7F9A	B9	00214	CP	C
7F9B	C2A47F	00216	JP	NZ,SC4
7F9E	04	00218	INC	B
7F9F	23	00220	INC	HL
7FA0	13	00222	INC	DE
7FA1	C36E7F	00224	JP	SC1
7FA4	48	00226	LD	C,B
7FA5	AF	00228	XOR	A
7FA6	47	00230	LD	B,A
7FA7	ED42	00232	SBC	HL,BC
7FA9	C3677F	00234	JP	SCAN
7FAC	21EF7F	00236	LD	HL,NSTRM
7FAD	CDA728	00238	CALL	SHOMSG
7FB2	C3CC06	00240	JP	RTRN
7FB5	21E27F	00242	LD	HL,NPGM
7FB8	CDA728	00244	CALL	SHOMSG
7FBB	C3CC06	00246	JP	RTRN
7FBE	3AFF7F	00248	LD	A,(NF)
7FC1	B7	00250	OR	A
7FC2	CACC06	00252	JP	Z,RTRN
7FC5	21D87F	00254	LD	HL,NFM
7FC8	CDA728	00256	CALL	SHOMSG
7FCB	C3CC06	00258	JP	RTRN
7FCE	1D1E	00260	DEFW	1E1DH
7FD0	53	00262	DEFW	'STRING='
7FD7	00	00264	DEFB	0
7FD8	4E	00266	DEFW	'NOT FOUND'
7FE1	00	00268	DEFB	0
7FE2	4E	00270	DEFW	'NO BASIC PGM'
7FEE	00	00272	DEFB	0
7FEF	4E	00274	DEFW	'NULL STRING'
7FFA	00	00276	DEFB	0
7FFB	0000	00278	DEFW	0
7FFD	0000	00280	DEFW	0
7FFF	01	00282	DEFB	1
7EE6		00284	END	KBD
00000	TOTAL ERRORS			

Program Listing

board routine by entering slash (/), without starting address immediately after loading program.

The Search

Keep the following points in mind when using the search program.

1. The program will be assembled to load from 7EE6H (32486 decimal) to 7FFFH (32767), occupying the top 282 bytes of memory in a 16K system. By changing the ORG statement, you may assemble it to load at any location you choose.

2. The keyboard routine at lines 28 to 60 may be removed. (No keyboard debounce or single keystroke access to the routine would then be possible.)

3. Entry into another machine language program which sets up its own special keyboard processing routine will terminate operation of this keyboard routine.

4. The FIELD command access routine at lines 62 to 68 may be removed if you do not wish to access the search routine in this manner. This is advisable if you are also using DOS, Level III, or some other program which uses the DOS command vectors.

5. There are three possible entry points to the program. The first entry, at 7EE6H (32486), sets the keyboard routine to work and returns directly to BASIC. The second, at 7F0BH (32523), sets up the FIELD command access method, then goes into the search routine. The third, at 7F16H (32534), simply executes the search routine.

6. You can have both the keyboard and the FIELD access methods simultaneously operational.

7. If the keyboard routine is in effect, you can call the search routine simply by pressing SHIFT and the right arrow. You should not have problems with bouncing keys. If the keys still bounce, you can increase the value 48 (decimal) in line 38 to a larger value. If the keys seem too sluggish, then you can decrease the value.

8. To defeat the keyboard rou-

tine instantly, press SHIFT and the down arrow. To test whether the keyboard routine is in effect, press SHIFT and the right arrow. If the display shifts to large characters, then the keyboard routine is not in effect. Use the CLEAR key to shift back to small characters or, to preserve the screen content, use POKE 16445, 0. If the keyboard routine is in effect, enter the search routine, getting the prompt STRING=. To leave the search routine without conducting a search, press ENTER. You will get the NULL STRING message and be returned to BASIC.

9. The search routine will list a line number as many times as the search string is found in the line. Occurrences of the string may overlap: the string ANA will be found twice in the word BANANA and the string ** will be found three times in ****.

10. When you enter the search string, all punctuation marks, blanks, and special characters (except two leading ampersands) will be considered part of the string.

11. The sequence number of a line cannot be searched for, since the search routine scans only line texts. Any numbers, or parts of numbers, in the text of a line may be searched for, however, since they are maintained there in their ASCII form. This permits tracking down line references in GOTO and GOSUB statements.

12. To search for an unencoded string, enter two ampersands (&&) followed immediately by the string. Do this to search for shifted letters or keywords occurring between quotes in the BASIC program.

13. You can have the entire search string encoded or not, but you cannot have it partially encoded. Two or more separate searches may then be needed.

14. A search string may be as short as a single character or as long as 240 characters. You can count the number of blanks in your program by tallying the number of line references displayed after a search for blanks.

Your personal bloodhound, FINDIT, stands ready to track down almost anything you want to find in your BASIC program. ■



Dragonquest!

In a desperate race against the sun you search for SMAEGOR Monarch of Dragonfolk, who has kidnapped the Princess of the Realm and holds her in a distant and unknown place. In a quest for Honor and glory, you must search the land, seeking out the tools needed for the ultimate confrontation. On The River Delta, in the abandoned Temple of Baathteski, Goddess of the Blade, everywhere, clues abound. But WHERE is the Princess?

Now, as never before, the genius of CHARLES FORSYTHE shines in this new machine language ADVENTURE. DRAGONQUEST! Can YOU save M'lady from the iron clutches of SMAEGOR?

TAPE \$15.95

Dealer Inquiries Invited

DISK \$21.95

THE PROGRAMMER'S GUILD ✓364
BOX 66, PETERBOROUGH, N.H. 03458
(603) 924-6065 AFTER 6 PM EST
MASTERCARD AND VISA ACCEPTED

Bugs are easier to find than jackalopes, if you use these techniques.

Wild Glitch Hunting

John Warren
East Carolina University
Greenville, NC 27834

Your program finally ran all the way through. You've fixed all the errors—SYNTAX, UL, RETURN WITHOUT GOSUB, TYPE MISMATCH. Now you're ready to wrap it up, send it off to a software house and wait for the royalties to roll in.

No, not yet! Although you've dealt with the more serious errors (they are the easiest to deal with), there are other, more subtle errors. These are what make programmers lose their hair.

The first step in detecting and dealing with hidden bugs is to work the whole thing out on paper, step by step. Use a pocket calculator, but remember to write out all the intermediate results, too, for later reference. Then input identical data into the program and see if you get the same answer.

If you do, try different data. Run through any loops in the program. More likely, on at least one of the tries, you were wildly off. Recheck the math you did by hand. If it's correct, then you're off on a bug hunt.

Bug Hunting

Break the program into a series of boxes like the flowchart—you did write one, didn't

you? At points in the program, insert a print statement to display out the values of the variables at that point. This is called an audit trail. Don't skimp on the information you put in the statement. Something like 100 PRINT A,B,D,E may seem straightforward until you try to remember what 23 -45 4 0 stands for in the middle of the printout.

```
100 PRINT"LINE 100 A =";A;"
      B =";B;"D =";D;"E =";E
```

provides a clearer result:

```
LINE 100 A=23 B=-45 D=4 E=0
```

This is why you saved the intermediate results.

Since I write my program lines at intervals of 10, inserting the audit trail on lines that end with nine makes them easier to find when the debugging is complete and they must then be removed. In computers like the TRS-80, where multi-statement lines are permitted, ending the lines with a REM statement like ***** also makes them easy to find:

```
109 PRINT"LINE 100 A =";A;"B =";B;"
      D =";D;"E =";E;"*****
```

You can let the program run normally after the audit trail, or you can let it pause at some of the audit lines by inserting one of two commands. INPUT A\$

(make sure that the string variable A\$ is not being used in the program) will cause the program to halt until you press ENTER. On the other hand, STOP will stop the program and print out the message, BREAK ON (the line number). To continue, type CONT and press ENTER.

Now compare your results with the audit trail. Hopefully, at some point, you'll disagree with the computer. When that disagreement occurs go to the program and look for an error between that printout and the one before it. Some of the common errors include using the wrong operational sign (+ instead of *, etc.), the wrong variable name or a gosub to the wrong subroutine. A hard-to-detect error is an improperly initialized increment. For example, if $N = N + 1$ is used to count the number of times control passes through a particular line, N must be initialized at zero. Generally, all variables are initialized at zero when the program is RUN, but this action is sometimes erratic. Also running through a program repeatedly (where it ends with a GOTO to the beginning) will cause an error unless increment is reinitialized.

Immediate Response Mode

The TRS-80 also has a handy immediate response mode that allows you to examine variables

and inject new values in the middle of a run. Pressing the BREAK key is equivalent to a STOP command. The program halts, and the line number is displayed. To continue, type CONT and press ENTER. However, this isn't the only option in immediate response. After hitting BREAK, type in a PRINT statement followed by some of the variables. Do not use a line number. For example, ? A,B,C, (? is Level II shorthand for PRINT. Level I users can use P.) When you hit ENTER, the computer will display the values of those variables on the next line. Remember, commas cause the values to be separated by about a quarter of a line, while semicolons allow closer spacing (usually one space between values).

There are two ways to display arrays when debugging. The longer way is to treat each variable independently.

```
? A(1);A(2);A(3)
```

This is feasible if the array is short, or you only want to examine certain segments.

A better approach is to use the TRS-80 multiple statement line capability and build a FOR-NEXT loop.

```
FORX = 1TO10: ?X,A(X);NEXT
```

which results in:

1 4
2 5
3 8
etc.

The first figure is the number of the array element, and the second, the value. Note that since the numbers are printed out on separate lines, only 13 can be seen at once. This can be overcome by using a carriage return suppressor (a comma or a semicolon) or, if you have quick reflexes, by pressing SHIFT @ in Level II which will freeze the display for study. Press any key to continue. Pressing the space bar and holding it freezes the display in Level I.

If you are planning to continue the program after printing out these values, do not use a variable in the FOR-NEXT loop in the program. This will change the value of that variable. My habit is to restrict the variables X, Y and Z to FOR-NEXT loops. Since a loop is self-initializing, the variable's previous value is unimportant.

The immediate response mode can also be used to inject values during a run. Perhaps after BREAKing and examining variable values you find that A is five when it should be three. However, it would be best to check if the rest of the program is okay instead of debugging right away. If you just CONTInued, the incorrect value would mess up the rest of the audit trail.

Instead, type A = 5, press ENTER, and CONTInue. This reinitializes the variable A with the value five. If the rest of the program is OK, the audit trail will be correct.

You can also jump to other areas of the program by directly inputting the command GOTO and the line number. Subroutines can be tested the same way. For example, you have a subroutine at line 1000 that converts a six-character string (A\$) into an array of one-character strings (A\$(1) to A\$(6)). The correct functioning of the subroutine can easily be verified with this immediate response command:

```
A$ = "ABCDEF":GOSUB1000:  
FORX = 1TO6: ?A$(X):NEXT
```

These procedures operate only if you have not edited, which automatically sets all the variable values to zero.

Inputting

One of the most frustrating parts of debugging is having to input the same data over and over, particularly in the early stages of debugging where it seems that every line has a syntax error. You repair the error, input the data again and the program blows up three lines further on. If there are only two or three INPUTs, this isn't a problem, but when there are dozens, the temptation to skip debugging can get strong.

One way to deal with this problem is to replace all INPUTs with direct assignments. A good practice is to retain the INPUTs, but to insert an apostrophe in front so that the computer will treat them as REM statements. Inserting a flag on the same line as the direct assignment will make it easier to delete, when debugging is finished. Always insert the REM statement flag after the assignment, since the computer will ignore everything on the line following an apostrophe. Multiple statement lines do not work in this context. For example,

```
100 INPUT A$  
109 A$ = "GOOD":'*****
```

Direct assignment does not work when control loops through a line several times. For example, when an array is being loaded. A solution is to replace the INPUT command with a READ command, and load from a series of DATA statements.

Level II's editing function is effective here. Move the cursor to the INPUT, type 5C, then space once and type READ. Do not delete the space. The run isn't affected, and when the time comes to replace READ with INPUT, that space is welcome.

Good programming may be genius, but debugging is just sweat. With the right approach and a little planning, your debugging can be kept down. ■

LET YOUR DIGIT(AL) DO THE TALKING ... and answering and dialing with the

Microconnection™



Other computers are just a phone call away with the MICROconnection™

... with or without an expansion interface or RS232 board. The MICROconnection™ gives you access to other computers... mainframes to micros.



Have a Model II or III or any other computer with RS232? We have an RS232connection™ for you too.

And the autodial/ autoanswer option to increase your system versatility.

The RS232connection™ sells for \$199.00. The MICROconnection™ with a "dumb terminal" program starts at \$249.00. The AUTODIAL/AUTOANSWER feature is \$79.95 additional.

Extensive software is available. Call or write:

the microperipheral corporation


2643 151st Pl. NE ✓ 6
Redmond, WA 98052
206/881-7544



“The ideal software source...

“We couldn't find it.

says Richard Taylor, noted software author and President, Programs Unlimited



Programs Unlimited national headquarters, Jericho, N.Y.



We know what it's like out there. Because that's where we came from.

Before we decided to become software entrepreneurs, we were just like you—micro-computer enthusiasts searching and sifting through myriad magazines for the ideal mail order software source.

What we hoped to find was a single entity that offered an ultra-wide selection of software (and peripherals) for our particular micro-computers. That pre-selected only the best of the many similar-sounding programs that reached the market each month. That could give us personal assistance with the purchase-decision process. And that stood behind its products with a no-holds-barred guarantee.

Isn't that what you've been looking for too?

When we couldn't find it, we decided to become it. And PROGRAMS UNLIMITED was born.

**An Information Services Department:
To Solve, Not Sell**

We're professionally staffed and solidly financed. We set high standards for the programs we carry, whether developed by ourselves or others; if they don't meet our standards, we know they won't meet yours.

We have a computer Bulletin Board to keep you apprised of our latest offerings, and a toll-free number for telephone orders. In addition, we've established an Information Services Department; its primary function is not to sell merchandise, but to provide expert answers—from Richard Taylor and others—to questions you may have about your system.


Our Guarantee is Really a Guarantee

We know who we are and what we're up to, buy **you** may not—yet. That's why we give you the best guarantee we can think of: If for any reason you're not satisfied with any PROGRAMS UNLIMITED purchase, return it within ten days for a full, no-hassle refund.

Think we're going overboard? You're right.

We know that the future of our business is **repeat** business. We want you to be satisfied first time, second time, **every** time you buy.

We want to earn the right to be **your** software source.



the software source™

PROGRAMS

So we founded it."

Mention This Ad and Save \$5.00 on These Introductory Specials!*

THE WIZARD

TRS-80 MODEL I 32K DISK
LATEST FROM AUTHOR
OF TRS-OPERA
RICHARD TAYLOR

Challenge your companions to a fast-paced question and answer game coupling sound effects and non-stop graphics. **THE WIZARD's** a wiz at assimilating new subjects... its built-in utility program lets you create even more subjects to give **THE WIZARD** a mind of your own. Timed responses give each player a chance to steal from their opponents or force other players into answering. Match wits with **THE WIZARD**.

A PROGRAMS UNLIMITED EXCLUSIVE!
REGULARLY \$19.95

ORCHESTRA 80

A MUSIC SYNTHESIS SYSTEM
BY JON BOKELMAN
TRS-80 16K LEVEL 2
YOU HAVE TO HEAR IT
TO BELIEVE IT!

Turn your 16K Level II into a high quality musical instrument. The software includes a digital synthesizer, a music language compiler, a full screen editor, a file manager and a voice initialization utility. The hardware is a single 1 1/2" x 2" PC board which plugs into the expansion connector on the keyboard or the screen printer port on the expansion interface. Plugs into any amplifier. Write your own music or join scores of others in trading music.

REGULARLY \$79.95
FREE DISK OF MUSIC!

SUPER HOST

TRS-80 MODEL I 32K DISK
BREAKTHROUGH! UNLIMITED
ACCESS TO YOUR TRS-80!

The finest **HOST** program on the market and a **PROGRAMS UNLIMITED EXCLUSIVE!** — Runs on NEWDOS, NEWDOS-80, TRSDOS — Data-in and Data-out translation tables — Correctly advances the date on all DOS's — Masks out undesirable characters (i.e. BREAK) — Remembers the date and time after reboot — Lowercase driver option — Optional password entry — Automatic disconnect upon loss of carrier — Sets Nulls and Line feeds — Plus many more outstanding features!

REGULARLY \$29.95

DIRINDEX

By Robert Allegor
TRS-80 MODEL I 32K DISK
EASIEST WAY YET TO
ORGANIZE YOUR DISKS!

DIRINDEX is a disk utility program that easily organizes all of your programs stored on disk. **DIRINDEX** runs on ANY DOS and uses machine language routines to read your directories and sort all your files either by diskette number/side or in alphabetical order. Keeping your index updated is simple and fast! Choose from 2 printout formats or use your CRT. A 48K system handles 1200 entries on up to 100 diskettes (both sides). 32K system handles 413 entries /45 diskettes. Runs on one drive.

A PROGRAMS UNLIMITED EXCLUSIVE!
REGULARLY \$19.95
(ON DISK)

EPSON MX80 PRINTER

TRS-80 MODEL I/II/III
THE DREAM PRINTER FOR
THE 1980's

This is the printer you have been hearing about! 9 x 9 dot matrix with true descenders. Bi-directional, logic seeking, multiple copy, TRS Graphics, boldface. Software selectable 40, 80, 66 or 132 columns. After 50 million characters you can replace the print head for **under \$30!**

All this for **under \$650**. It's a printer that could only have come from the world's largest manufacturer of print mechanisms, Epson.

CALL FOR SPECIAL PRICE

TRS-OPERA AND CHALLENGE

TWO ALL-TIME FAVORITES
NOW FOR THE MODEL III

Two of the finest show pieces for the TRS-80 Model I are now available for the MODEL III! Now MODEL III owners can thrill to the sounds of **THE WILLIAM TELL OVERTURE** as they flow from their cassette cable into any amplifier they wish to use. You will swear you're hearing several tones at the same time.

CHALLENGE is a fun-filled game with **SOUND** and **GRAPHICS** which has become a true classic for the MODEL I, 1 or 2 players can **CHALLENGE** each other or the computer in a fast paced real-time guessing game.

REGULARLY \$19.95 (BOTH)
ON CASSETTE

ZAP

By JOHN WOLFE
TRS-80 MODEL I 32K DISK
THE BEST OF ALL ZAPS!

SINGLE or **DOUBLE DENSITY!** **AUTO REPEAT** while scrolling through sectors **OR TRACKS!** **COMPUTE HASH CODES.** **DOUBLE FLASHING CURSOR** keeps track of byte to modify and the ASCII equivalent. **BYTE COUNTER** shows your current position in the sector. Compare or copy—sector to sector, memory to sector, sector to memory. All functions **HARDCOPY**. Rewrite a sector. Dump sectors to memory. Display memory. Toggle between drives. Display FILE. Copy data. Runs on TRSDOS, NEWDOS 2.1 and NEWDOS 80.

A PROGRAMS UNLIMITED EXCLUSIVE!
REGULARLY \$29.95

MISSILE ATTACK

TRS-80 16K LEVEL II
DEFEND YOUR CITIES FROM
NUCLEAR DESTRUCTION!

Based on the famous Arcade Game. Super **SOUND** and **REALTIME GRAPHICS** make this machine language program a real winner.

You command **ICBM** strategic site 45B. The Russians have launched an attack on the U.S. Mainland. **World War III** has begun! Our only hope is to defend our cities as best we can. You are charged with defending three major Metropolitan areas. Can you hold up under the pressure and save these three cities?

REGULARLY \$19.95
ON CASSETTE

There's Lots More in Our Free Catalog. Ask For Your Copy Now!

HOW: •PHONE TOLL FREE (800) 645-6038 (except NY State).
•NY State residents phone collect (orders only) (516) 997-8668. (Telephone hours: 9-5, Monday through Friday).
TO: •To order by computer, phone: (516) 334-3134.
ORDER: •To order by mail, write: Dept. 381M, Box 265, Jericho, N.Y. 11753.



Add \$1.00 for postage and handling. N.Y. residents add sales tax. *Introductory Specials valid through 4/30/81. subsequent prices subject to change without notice.



FULL GUARANTEE

If, within 14 days, you are for any reason dissatisfied with any purchase from **PROGRAMS UNLIMITED**, return the merchandise in original condition for a prompt, full refund.

UNLIMITED™

Watch for our
Retail Centers
opening soon
from coast
to coast.

EDAS EDAS

A sophisticated Editor & Assembler setting the standard for the '80 Model I & Model III. All EDAS commands and SOURCE text can be entered in either upper case or lower case. Direct assembly form memory or disk by means of *GET assembler directives. This gives text buffer capacity equal to your drive configuration! 30,000 bytes of symbol table.

Direct assembly to disk or memory for faster debugging operations! DOS "system" command functions KILL, DIR, FREE, and LIST are available from within the environment of EDAS.

The Editor, with renumber, maintains command syntax identical to the BASIC editor. Global change permits you to alter a string throughout a designated range of lines while block move relocates lines of text.

EDAS is priced at \$79 plus \$3 S&H. A 72-page manual included.

cmdfil

Now you can append two or more CMD files and/or SYSTEM tapes. Perform transfer to & from disk/tape of SYSTEM/CMD modules with offset capabilities. Read VTOS ISAM overlays. More! \$20



LDOS is the latest generation of operating systems for the TRS-80 computers. LDOS is completely documented in an extensive operating manual and total on-going support from some of the most knowledgeable people in the industry is provided. In short, LDOS is THE operating system to use with the TRS-80 computers!

\$139.00
+\$3 S&H

LDOS 4.1

dsmbler

Complement your assembly language tools with this Z80 disassembler which produces screen, printer, cassette, or disk file output. A two-pass process provides SYMBOLS for 16-bit address and 8-bit relative references. EQUates & ORG are generated. Read SYSTEM programs & display load address range. \$20 (DSMBLR I for non-disk use is \$15)



Specify Model I or Model III



MISOSYS - Dept MU
5904 Edgehill Drive
Alexandria, Virginia 22303
703-960-2998 MicroNET 70140,310
Dealer Inquiries Invited ✓221



diskmod

Turn your Editor Assembler into a disk package. This 32K patch modifies EDTASM for DOS operation. Features? Add full disk I/O, block move, global change, printer pagination with optional prompting, sorted symbol table, print memory utilization, correct DEFM expansion, protect memory, and recover after BOOT. From within the EDTASM you will have DIR, KILL, & FREE. Upgrade your EDTASM today! Version for EDTASM+ coming soon. \$20.

THE BOOK

THE BOOK must be a part of your Z-80 language tools. Volume I gives you access to all math operations in your Level II ROM including ASCII-Binary conversions. Included is a symbol table of the entire machine noting over 500 addresses. Volume II tells you everything you wanted to know about the Level II I/O - printer, keyboard, video, and cassette routines are fully explained. Each volume has a fully-commented listing of all the routines discussed. THE BOOKs will save you hours of assembler program development time. Don't start programming without THE BOOKs. Each volume is priced at \$14.95 + \$1.50 S&H or buy both for \$24.95.

MACHINE LANGUAGE PROGRAMS "BUGGING" YOU??

Debug them -- with C-ALL!!

- GENERAL OPERATION MODE
machine language tape I/O, user memory and CPU register control, I/O port control, memory operations like fill, block move, and search
- DISASSEMBLY MODE
dump to screen or screen and printer the assembly language mnemonics for instructions or data of a known format. Includes page formatting and breakpoint control.
- TRACE MODE
large number of options: default displays four lines of CPU data, trace address, hex code and assembly language mnemonic prior to execution. Delay is 1 second or 1/16 second with shift pressed. Top of CRT displays CPU register and memory data; bottom displays last 7 instructions executed. Optional dump to printer.

C-ALL: JUST \$19.95

(Level II or DOS, 32K recommended)



1806 Ada Street
Lansing, MI 48910
517-487-3358
517-485-0344

Add: \$2.00/postage, \$1.50/COD, 4%/Visa.

VISA/MC Order Line Only (except Mich.) 800-253-4358 ext. 100

FINDISK-II The ultimate in automatic disk indexing with exclusive features Model-I \$20.00

AUTOMATICALLY create INDEX of programs or data from all your disks, print disk LABELS, print alphabetized MASTERLIST, do fast SEARCH, add DESCRIPTIONS. Also automatically: detect DATA or SYS disks, PURGE disks and index of old files, and UPDATE from revised disks only.

SOLAR-I The critical calculations for passive design. . . . Model-I \$30.00 Model-II \$45.00

INPUT: any latitude, orientation, slope, roof overhang, storage type, building loss, OUTPUT: solar angles, shading, time, heat gain/loss, percent solar, fuel use. Print report by hour, month, year in presentation format.

RIA-II Complex Real Estate Investment Analysis Model-I \$30.00 Model-II \$45.00

Analysis for investor or homeowner using Elwood method. INPUT: Project costs, loan and tax data, expenses, depreciation rate. OUTPUT: Cap rate/value, mortgage payments, before/after tax cash flows, return (IRR), profit/gain from sale over any time series.

DEPRECIATE-I Manage a list of depreciable items Model-I \$15.00 Model-II \$20.00

Tracks long list of depreciable items with varying purchase dates, depreciation rates, or per cent business use. Update any time. Print tax form. Used by many CPAs.

STRUCT-I Graphic design of steel/wood beams and moment transfer. Model-I \$15.00

INPUT: span/cantilever, uniform/point loads, beam material, OUTPUT: with screen graphics beam moment & shear diagrams. Print job report with diagram, stresses, and required beam sizes.

Min 32K. On disk (Mod-I one drive order tape). Add \$1.00 postage (Mich. add 4% tax) VISA/MC

✓88 **DOCUMAN SOFTWARE BOX 387-A KALAMAZOO, MI 49005 (616) 344-0805**



IEEE-488 to TRS-80* INTERFACE

Mod. 488-80B

\$225.00

+ shipping, insurance & tax

SPECIFY DISK OR TAPE

For Model 3 Operation Contact Factory

*Trade Mark of Tandy Corp
There is no affiliation between Scientific Engineering Laboratories and Tandy Corporation or Radio Shack.

Everything needed to add powerful GPIB-488 controller capability to TRS-80, Model 1, Level 2 or DOS

SCIENTIFIC ENGINEERING LABORATORIES

11 NEIL DRIVE • OLD BETHPAGE, NEW YORK 11804
TELEPHONE (516) 694-3205 ✓291

Copy utility for single-drive TRSDOS users.

Single-Drive File Copy

Buzz Gorsky
712 Hillside Drive
Carlisle, PA 17013

The major task I am facing with my TRS-80 is a research project which will involve entering, editing and then repeatedly searching through thousands of entries in several random access files. I recently upgraded my 16K Level II system by adding memory, the RS232C, and a disk drive.

My TRSDOS system already has a program to copy files if two drives are available. While this backup program permits copying the contents of an entire disk, it is not convenient for duplicating a single data file. The GETDISK and GETTAPE programs permit saving a disk file on tape and then copying from the tape to another file—but then, I got the disk to get away from tape and all of those problems.

File Copier

I was thus motivated to write a program to permit file copying and to facilitate keeping a duplicate set of data files for those times during the project when

Murphy's Law is bound to strike.

The program is short and straightforward, and may interest others with a single disk-drive system.

It begins in line 20 with some housekeeping. A little experimentation with the CLEAR statement may be required depending on available memory. Since each file record will be stored as a 256-byte string, as one of the R(I) and R1(I), the number of records which can be moved at a time depends on the memory available. The variable Z in line 20 determines how many records will be moved at a time, and that value can be reduced easily by changing the value of Z.

In line 30 the counter Y is zeroed and the user can input the filespec. The program then prompts you to put the source file in the drive.

After opening and fielding the buffer, the program then acquires the records sequentially.

Y is the actual record number, while X keeps track of how many have been dealt with in each pass. When Y equals the last record, or the FOR-NEXT loop finishes as X exceeds Z, record acquisition ceases. If the FOR-NEXT loop has been completed (line 100), X is decreased by one, so that it bears the same relation to Y as it would if the loop was exited in line 90.

This must be done, as when

the NEXT statement is hit the last time through, X is increased to exceed Z. The loop is complete only when it is larger than Z.

Receiving Disk

The files are closed in line 200 and the program prompts the user to put the receiving disk in drive. Y is then reset to equal what it did at the start of the last run of record acquisition, by setting $Y = Y - X$. The appropriately named file is also opened and the buffer fielded. Then the W loop begins. Here W will keep track of the number of records transferred on this run, and Y will again equal the actual record number.

This loop is exited if Y equals the end of file marker for the source file (Z1), or when W exceeds X.

If the loop completes, then the file is closed and the user is prompted to return the source disk to the file. The program returns to line 40 to begin acquiring files again, this time beginning with Y incremented from the value of the last file transferred. Had the transfer been complete, the program would indicate "file copied" after the file was closed.

This utility uses little disk space and makes copying any disk files quite painless. I would advise using Verify to be sure that all goes well. ■

```

10 REM PROGRAM TO COPY FILES FROM ONE DISK TO ANOTHER U
   SING ONE DRIVE BY BUZZ GORSKY K8BG
20 CLEAR25000:DEFSTR R:DEFINT W-Z:Z=60:DIM R(Z),R1(Z)
30 Y=0:CLS:INPUT"ENTER FILE NAME";R:INPUT"PUT SOURCE DI
   SK IN DRIVE, HIT ENT WHEN READY";A$
40 OPEN "R",1,R:Z1=LOF(1)
50 FIELD 1,255 AS F$,1 AS F1$
60 FOR X=1 TO Z
70 Y=Y+1
80 GET 1,Y:R(X)=F$:LSET F$="" :R1(X)=F1$:LSET F1$=""
90 IF Y=Z1 THEN 200
100 NEXT X:X=X-1
200 CLOSE:CLS:INPUT"PUT RECEIVING DISK IN DRIVE, HIT EN
   T WHEN READY";A$:OPEN "R",1,R:FIELD 1, 255 AS F$,
   1 AS F1$:Y=Y-X
210 FOR W=1 TO X:Y=Y+1
220 LSET F$=R(W): LSET F1$=R1(W)
230 PUT 1,Y
240 LSET F$="" : LSET F1$=""
250 IF Y=Z1 THEN 300
260 NEXT
270 CLOSE:CLS:INPUT"PUT SOURCE DISK IN DRIVE, HIT ENT W
   HEN READY";A$:GOTO40
300 CLOSE:CLS:PRINT@470,"FILE COPIED"

```

Program Listing 1.

Text analysis by frequency of letters.

Letter Counter

Walter J. Atkins, Jr., Ph.D.
Quarters 4410A
US Air Force Academy, CO 80840

One day while searching for something to be curious about, I wondered: "What is the most used letter in the English language?"

I found that others had wondered about the same thing. For example, Samuel Morse designed his famous telegraph code so that the most frequently used letters were represented by the simplest symbols.

As my curiosity became a total fascination with all of this, I decided it wasn't good enough just to take someone else's word for it. My omnipotent TRS-80 could tell me. I then sat down and designed the following program.

Letter Counter

Letter counter will analyze text that you type into a text buffer by counting the frequency of occurrence of each of the twenty-six letters of the English alphabet. Then it will display the frequency of each letter as well as its percentage of occurrence in the total number of letters.

First you must determine the best way to differentiate between the letters. Since each in a BASIC program is represented by its ASCII equivalent, I felt that the easiest way would be to count the occurrence of each ASCII code. The TRS-80's ASCII codes are on pages C/1 and C/2 of the Level II BASIC Reference Manual. You will notice that ASCII character codes 65-90 represent the uppercase letters, A-Z. Codes 96-127 represent the lowercase letters a-z. Since the standard TRS-80 does not display these, the program counts only uppercase letters. You can change it so that it will recognize both, by changing line 235 and inserting line 237:

```
235 IF(BIN< 65 OR BIN>90) THEN 237
    ELSE P = BIN - 64:GOTO 245
237 IF(BIN>95 AND BIN<128) THEN P =
    BIN - 95:GOTO 245 ELSE GOTO 250
```

Four Modules

The program is arranged into four modules. The module titles give us an idea of what the module does.

The text input module, for example, is used to accept lines of alphanumeric text from the keyboard, storing it in a working buffer. Each line of this text may contain up to 200 characters. After it is typed in, the ENTER key is pressed. This moves the line indicator to the next line. After the last line is entered, pressing ENTER again begins the letter count.

The letter count module is

then used to read lines of text from the buffer. It also counts the occurrences of each letter of the alphabet. It finds the percentage of occurrence of each letter.

Next, the frequency table module produces the table of the alphabet, containing the number of times and percentage of occurrence in the text of each letter.

Finally, the frequency graph module produces a graph of the percentage of occurrence. This graph enables you to see which letters were used most frequently in text.

TECHNICAL DATA

Program length: 2078 bytes
Memory remaining after loading (16K system): 13454 bytes
Line Usage:
25—Set aside 10000 bytes of memory for text storage
30—Make array A() an array of integers
40—Dimension arrays T\$(), A() and B()
—Text array T\$ holds 50 lines of text
—Arrays A() & B() store counts for each letter
100-145—Enter text into storage buffer. Max line length allowed is 200 characters.
200-250—Count the number of times each letter appears in the text.
255—Counts the total number of letters in the text
300-360—Print table showing each letter, the number of times it appears, and it's percentage of the total
400-470—Graph percentages of each letter on screen
480-490—Display 'continue' prompt at right side of screen

Table 1

Now NRI takes you inside the new TRS-80 Model III microcomputer to train you at home as the new breed of computer specialist!

NRI teams up with Radio Shack advanced technology to teach you how to use, program and service state-of-the-art microcomputers...

It's no longer enough to be just a programmer or a technician. With microcomputers moving into the fabric of our lives (over 200,000 of the TRS-80™ alone have been sold), interdisciplinary skills are demanded. And NRI can prepare you with the first course of its kind, covering the complete world of the microcomputer.

Learn At Home in Your Spare Time

With NRI training, the programmer gains practical knowledge of hardware, enabling him to design simpler, more effective programs. And, with advanced programming skills, the technician can test and debug systems quickly and easily.

Only NRI gives you both kinds of training with the convenience of home study. No classroom pressures, no night school, no gasoline wasted. You learn at your convenience, at your own pace. Yet



you're always backed by the NRI staff and your instructor, answering questions, giving you guidance, and available for special help if you need it.

You Get Your Own Computer to Learn On and Keep

NRI training is hands-on training, with practical experiments and demonstrations as the very foundation of your knowledge. You don't just program your computer, you introduce and correct faults... watch how circuits interact... interface with other systems... gain a real insight into its nature.

You also build test instruments and the NRI Discovery Lab, performing over 60 separate experiments in the process. You learn how your troubleshooting tools work, and gain greater understanding of the information they give you. Both microcomputer and equipment come as part of your training for you to use and keep.

Send for Free Catalog... No Salesman Will Call

Get all the details on this exciting course in NRI's free, 100-page catalog. It shows all equipment, lesson outlines, and facts on other electronics courses such as Complete Communications with CB, TV and Audio, Digital Electronics, and more. Send today, no salesman will ever bother you. Keep up with the latest technology as you learn on the latest model of the world's most popular computer. If coupon has been used, write to NRI Schools, 3939 Wisconsin Ave., Washington, D.C. 20016.



Training includes new TRS-80 Model III micro-computer, solid state volt-ohm meter, digital frequency counter, and the NRI Discovery Lab with hundreds of tests and experiments.

(TRS-80 is a trademark of the Radio Shack division of Tandy Corp.)



NRI Schools
McGraw-Hill Continuing
Education Center
3939 Wisconsin Avenue
Washington, D.C. 20016
NO SALESMAN WILL CALL
Please check for one free catalog only.



All career courses approved under GI Bill.
 Check for details.

- | | |
|--|--|
| <input type="checkbox"/> Computer Electronics Including Microcomputers | <input type="checkbox"/> Digital Electronics • Electronic Technology • Basic Electronics |
| <input type="checkbox"/> TV/Audio/Video Systems Servicing | <input type="checkbox"/> Small Engine Repair |
| <input type="checkbox"/> Complete Communications Electronics with CB • FCC Licenses • Aircraft, Mobile, Marine Electronics | <input type="checkbox"/> Electrical Appliance Servicing |
| <input type="checkbox"/> CB Specialists Course | <input type="checkbox"/> Automotive Mechanics |
| | <input type="checkbox"/> Auto Air Conditioning |
| | <input type="checkbox"/> Air Conditioning, Refrigeration, & Heating including Solar Technology |

Name _____ (Please Print) _____ Age _____

Street _____

City/State/Zip _____

Accredited by the Accrediting Commission of the National Home Study Council

179-031

The program counts the letter by examining each ASCII character while totaling the occurrence of each. The text to be analyzed has been stored by lines in a string array, TS. After

all of it is entered, each line is scanned using the MID\$ function to isolate each character. Each is then converted to its decimal ASCII equivalent, using the ASC function. A count is stored in array A and incremented each time it is encountered. There is an array element for each letter of the alphabet.

After all the letters have been tallied, the program adds up

each letter to find its total number of times in text. Using this total, it calculates the percentage of occurrence of each letter.

The percentages are used to create a table of each letter and its frequency, or occurrence.

This information is also used in the frequency graph module in order to graph or chart the letter frequency of the alphabetic symbols. ■

String Variables	Variables
Name	Use
G\$	Screen title in graph mode
H\$	Screen border (63 asterisks)
LES	Used in counting module
TIS	Screen title at beginning of program

Numeric Variables	
C	Array index counter for array TS() in the counting module
G	Length of variable G\$
I	Array index counter for array TS() in the input module
J	Loop counter
K	Loop counter
L	Line counter for lines displayed on CRT screen
P	Array index
T	Total number of letters in text
X	Print position in table module
Y	Print position in graph module
BI	Used in counting module (numerical ASCII code)
XS	Bar graph X position
XX	Print position in graph module
YS	Bar graph Y start position

Array Variables		
Name	Dimension	Use
A()	27	Letter count storage
B()	27	Bar graph length storage
TS()	50	Text storage

Table 2

MODEL III DOSPLUS READY NOW!

That's right! DOSPLUS 3.1 for the MODEL III is available now. We have our MODEL III, and now you can have our DOS. All the great features of our popular MODEL I DOS, plus:

- Single or Double Density Operation
- **TOTALLY** compatible with MODEL I Radio Shack Software
- Will read your current MODEL I disks with NO CONVERSION

The best gets better! Order now, and soon your MODEL III will be all the computer it can be. Experience excellence. Experience DOSPLUS. Contact us at the address below.

Introductory Offer \$49.95



Micro Systems
Software Inc.  384
Specializing in the Tandy Line

(305) 983-3390

5846 Funston Street
Hollywood, FL 33023

```

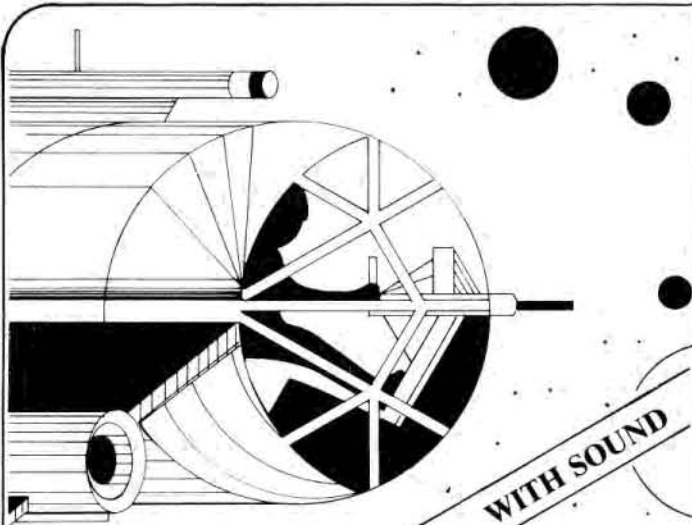
10 REM * LETTER COUNTER *
15 REM * BY WALTER J. ATKINS, JR.
20 REM * MAR 80
25 CLEAR10000:CLS
30 DEFINT A
35 H$=STRING$(63,"*")
40 DIM TS(50),A(27),B(27)
100 ' ---- TEXT INPUT MODULE ----
105 TIS="LETTER COUNTER":TI=LEN(TIS):PRINT@32-(TI/2),TI
    S:PRINT:PRINT$:PRINT$
110 FOR J=1 TO 50:TS(J)="":NEXT J:FOR J=1 TO27:A(J)=0:N
    EXTJ
115 PRINT " I WILL COUNT THE NUMBER OF TIMES EACH LETTE
    R APPEARS IN THE":PRINT"TEXT YOU ENTER.":L=13
120 PRINT$:PRINT"BUFFER READY .. ENTER TEXT .. PRESS
    'ENTER' AFTER EACH LINE":PRINT$
125 PRINT"PRESS 'ENTER' TWICE AFTER LAST LINE TO STAR
    T LETTER COUNTING":PRINT$
130 IF L=6,135 ELSE I=1
135 INPUT"*":TS(I)
140 IF LEN(TS(I))>200 PRINT"LINE TOO LONG....MAX OF 20
    0 CHARACTERS ":L=L+2:IF L=>15 FOR X=1TO100:NEXTX:
    CLS:L=6:GOTO120GOTO135
145 IF TS(I)<>" "THEN I=I+1:L=L+1:IF L>16,L=6:CLS:GOTO12
    0ELSE GOTO135ELSE GOTO150
150 PRINT$:PRINT I-1" LINES ENTERED ..... COUNTING ...
    .. PLEASE WAIT."
200 ' ---- LETTER COUNTING MODULE ----
205 FOR C=1 TO I-1
210 L=LEN(TS(C))
215 FOR K=1 TO L
220 LES=MID$(TS(C),K,1)
225 BIN=ASC(LES)
230 IF BIN=128 THEN 250
235 IF (BIN<65 OR BIN>90)THEN 250
240 P=BIN-64
245 A(P)=A(P)+1
250 NEXTK:NEXTC
255 T=0:FOR J=1TO26:T=T+A(J):NEXTJ:IF T<>0 THEN T=100/T
300 ' ---- FREQUENCY TABLE MODULE ----
305 CLS
310 PRINT"LETTER"TAB(10)"NUMBER"TAB(20)"PERCENT"TAB(30)
    "LETTER"TAB(40)"NUMBER"TAB(50)"PERCENT"
315 PRINT$
320 X=128:FORJ=1TO26
325 GOSUB360
330 IF X<=832THEN X=X+64:J=J+1:GOTO325
335 X=158:J=J+1
340 GOSUB360
345 IFX<=926 AND J<=25 THEN X=X+64:J=J+1:GOTO340
350 PRINT@960,H$:
355 GOSUB480:CLS:GOTO485
360 PRINT@X+2,CHR$(J+64)" " "A(J)" " "INT(A(J)*
    T*100+.5)/100" %":RETURN
400 ' ---- FREQUENCY GRAPH MODULE ----
405 CLS:G$="GRAPH OF LETTER DISTRIBUTION":G=LEN(G$)
410 PRINT@32-(G/2),G$:
415 FOR J=1TO26:B(J)=INT(A(J)*T*100+.5)/100:NEXTJ
420 FOR J=1TO26:B(J)=INT(B(J)*.4*100+.5)/100:NEXTJ
425 FOR Y=3TO43 STEP 10:SET(6,Y):NEXTY
430 FOR Y=3TO43:SET(7,Y):NEXTY
435 FOR X=8TO111:SET(X,43):NEXTX
440 FOR X=10TO110 STEP4:SET(X,44):SET(X+1,44):NEXTX
445 XX=64:FOR X=965 TO 1015 STEP2:XX=XX+1:PRINT@X,CHR$(
    XX):NEXTX
450 PRINT@64,"100":PRINT@256,"75":PRINT@448,"50":PRI
    NT@704,"25":PRINT@897,"0":
455 FOR X=1TO500:NEXTX:PRINT@0,CHR$(30):
460 G$="PERCENT OF EACH LETTER IN TEXT":G=LEN(G$)
465 PRINT@32-(G/2),G$:
470 XS=10:FOR X=1TO26:YS=43-B(X):FOR Y=YS TO 43:SET(XS,
    Y):SET(XS+1,Y):NEXTY:XS=XS+4:NEXTX
475 GOSUB480:CLS:GOTO110
480 PRINT@570,"PRESS":PRINT@633,"'ENTER'":PRINT@699,"
    TO":
485 PRINT@763,"GO":PRINT@827,"ON":
490 PRINT@891,"":INPUT$:RETURN
500 /15

```

Program Listing

GO BOLDLY...

Where No TRS-80* Program Has Gone Before!



ASTEROID

DATE: 28.02.2047
LOCATION: 270 million miles from Terra
MISSION: Maintaining Terra's Space Lanes

Briefing will follow:

- 1.1 Your mission is to destroy any asteroids in your sector and to prevent alien spacecraft from infiltrating the Terran Defense Network.
- 1.2 Your ship is armed with an anti-matter cannon. You can shoot large asteroids, but this turns them into many smaller asteroids, each capable of destroying your ship.
- 1.3 In addition, alien ships can make in-

stantaneous hyperspace jumps into your area and start firing on your ship. 1.4 You'll need lightning reflexes and nerves of steel to survive Asteroid. We have no use for non-survivors!

Asteroid, a real-time, machine-language game, features variable levels of difficulty, superb high-speed graphics, sound effects and automatic score keeping. (T1) or (T2)


Order No. 0237R
\$14.95 Tape.
Order No. 0247RD
\$19.95 Disk.

BALL TURRET GUNNER

For years the Petro Resource Conglomerate has attacked our photon collection stations and strangled our deep-space trade routes. The PRC Exxonerator Class light fighters (code name: Gnat) have been their main weapon. Now you can strike back, by joining the Ball Turret Gunner Service.

Imagine yourself at the control console of an LW-1417 Stratoblazer (Type B Strategic Laser Weapon). Your Hindsight Director informs you that a Gnat fighter is coming in for an attack. You pivot your gigawatt laser turret until you can see the target on your monitor. The Range Indicator shows him coming in fast. The Targeting Computer studies his course and speed as your finger tenses over the firing key. You know you'll have only a fraction of a second in which to react. The Gnat fighter's evasive maneuvers cause him to dance in your sights. Suddenly,

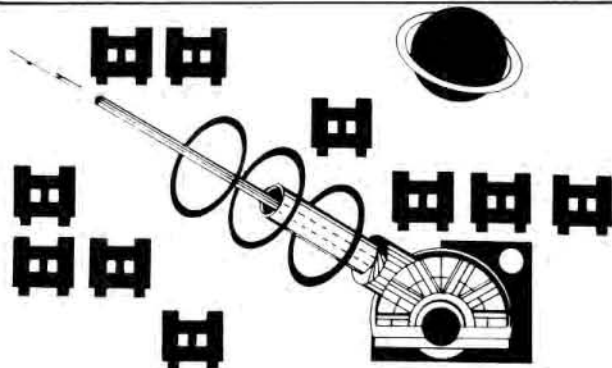
WITH SOUND



you see the FIRE Command and you react instinctively. Your laser beam lashes out and reduces the Gnat to an expanding ball of ionized gas. Mission accomplished!

Ball Turret Gunner, with your choice of multiple levels of difficulty, optional sound effects and superb graphics, is more than just a game. It's an adventure. Experience it! (T1)

Order No. 0051R \$9.95.



INVADERS

The INVADERS are coming! Earth's defenses are dead except for your Laser base. Your assignment is to destroy the approaching INVADERS before they destroy Earth. Before Earth's sensors failed, they detected 550 armed invaders in space, speeding toward us in 10 attack formations of 55 in each group. The sensors detected four different types of attack craft: Large, Medium, Small, and a short profile craft which is the most difficult to destroy. If you cannot stop these space attackers they will stop Earth..... for good. (T1)

Order No. 0240R \$9.95.

COSMIC PATROL

WARNING: PLAYERS OF THIS GAME SHOULD BE PREPARED FOR A STATE OF REALISM HITHERTO UNAVAILABLE ON THE TRS-80

Skilled players soon master many difficult computer games, but COSMIC PATROL is in a world all its own. The challenge intensifies! Supporting graphics and sound (optional) make each encounter an exciting new experience. It all adds up to a Super 3-S package... skill, sight and sound.

Scenario: The Cosmic Patrol program puts you in the command chair of a small interstellar patrol craft. Your mission is to defend Terran space and prey on the Quelon supply ships which carry essential parts and lubricants for that implacably hostile robotic force. The drone freighters

are fairly easy pickings for the accomplished starship pilot, but beware of the I-Fighter escorts. They're armed, fast and piloted by intelligent robots linked to battle computers. They never miss.

The Cosmic Patrol program is not just another search and destroy game. With its fast, real-time action, impressive sound option and superb graphics, this machine-language program is the best of its genre.

Don't keep putting quarter after quarter into arcade games or spending big bucks for video game cartridges. Get Cosmic Patrol from Instant Software—and get the best for less! (T1)

Order No. 0223R
\$14.95 Tape.
Order No. 0224RD
\$14.95 Disk.

TO ORDER

See Your Local
Instant Software Dealer
or Call Toll-Free
1-800-258-5473

Instant Software

PETERBOROUGH, N.H. 03458 603-924-7296

✓2

(T1) = TRS-80 Model I, Level II, 16K RAM.

(T2) = TRS-80 Model I, Level II 16K, Expansion Interface 16K + 1 disk drive.

*A trademark of Tandy Corporation

An unsolicited testimonial on the benefits (\$) of computing.

Just a Matter of Time

David Busch
515 E. Highland Avenue
Ravenna, OH 44266

Is your personal computer an expensive toy, or does it earn its keep?

That's probably the most common question posed by spouse, friends and the non-computer owning public.

The question is reasonable. After all, few businesses would consider purchasing a computer without extensive cost-justification studies. Many Model I's find themselves pressed into service in a variety of business applications, and a great many more are used for personal tasks. But few are purchased by owners who really have a solid idea of what they expect the computer to do. The actual savings potentials are far down on our lists of priorities.

I decided to look hard at a disk system and one user—me—to see if a multi-thousand dollar investment made sense in the long run. My results surprised me! I estimated that if my time is worth \$10 per hour, I will save an average of 470 hours, nearly \$5000, in an average year. Like EPA ratings, your results will differ.

The numbers are a little misleading: It appears that I've managed to save nearly a quarter to a third of a year's time. Actually, the computer hasn't enabled me to work any longer than the weird hours I already keep, but rather, I'm able to get much more done in the time span now available to me.

About 400 of the saved hours came from using Radio Shack's Scripsit in my writing. The other 70 hours came from applications common to most personal/business micro users. In five years, that \$700 in yearly savings alone would pay for a \$3500 computer.

My cost justification concentrated on things that I did manually before, and now rely on the computer for help. Each included estimates of the net time and/or money saved.

Personal Finance

As an example, I use Radio Shack's Bud-

get Management package to keep track of checks written for both my personal and business use. Checks for food, utilities, home expenses, car payments, and other bills as well as business expenses awaiting reimbursement, are entered into the budget management data files, along with an account number that posts the check to an appropriate expense account.

I enter checks once a week, usually completing the job in five minutes. That's a time investment of four hours and 20 minutes over a year. When tax time rolls around, I'm able to print out the year's checks, sorted by expense account number. I estimate that keeping a ledger manually, or sorting through all the checks by hand in the spring (I've used both methods) takes anywhere from 16 to 30 hours a year. These are for personal expenses, not the more complex bookkeeping required for a business itself.

If my average yearly savings amounts to 15 hours, and my time is worth \$10 an hour, I've saved \$150 dollars, minus \$30 paid for the program, or \$120 net the first year.

About once a month I receive a bill or invoice that I think I have already paid. It used to take five minutes to search through my bill envelope for a receipt, or my checkbook for a stub. Because I'm now paying nearly everything by check, I can locate a payment record in the budget management file in a minute or less. Yearly savings: 48 minutes or \$8.

Personal Activities

My TRS-80 helps me with several of my hobbies, such as music, photography, and book and film collecting.

I commonly buy four or five albums a month, and record them on cassettes for my car stereo. To choose the best tape length for a given album, it's necessary to time all the selections. A program that took me 10 minutes to write adds up the minutes and seconds separately and provides timing totals for each side and disk in an album set. Total time required: about five minutes a month vs 20 minutes, using manual methods. Net time savings: about three hours a year, or \$30.

I wrote a program that uses my computer as a digital timer for various black and white and color photographic processes. It stores instructions, including time, temperature, and chemicals used in disk files, and prompts the user to dump solutions or agitate with visual and audible signals. It took three or four hours to write the program, but I sold it, so I consider that time invested to have been recompensed.

Meanwhile, I save several minutes each time I process film by not having to reset a manual timer between steps. Estimated saving: 10 minutes a month. At \$10 an hour, that's \$20 a year.

My modified version of PIMS keeps track of my book and film collections, as well as magazine subscriptions. I frequently take printouts of items I already have when I go scavenging for used editions to add to my collections. Keeping these lists manually took 10 hours a year. This file maintenance now amounts to an hour over 52 weeks. Net savings: nine hours a year, \$90.

Business—Personal and Otherwise

Because I use my car for business, I like to keep track of maintenance costs. I wrote an Autocost program that includes data on every tank of gas I've purchased since August, 1978 and the mileage of every business trip since September, 1976.

I have always kept accurate miles-per-gallon records, and periodically figured the true costs for operating my motor vehicles. These tasks took about five hours a year, and now can be completed in a tenth that time. Net time savings: 4 1/2 hours, or \$45.

One of the unpleasant tasks of taking pictures for magazine articles is the need to write up photo lab orders. With an average of 15 rolls of film a month to send off, usually one or two at a time, it takes me about an hour and 15 minutes each month—five minutes per roll—to find the order forms, fill them out, and address envelopes for mailing. Most of this information is standardized, so I wrote a short program to do it for me. For most photo projects, I shoot one roll of black-and-white film, and require one contact sheet. This data are built into the

program as default values. By entering the name of the project, client and hitting ENTER a few times, the computer and my printer now format and print the lab order automatically. For special cases, I can insert additional instructions. Net gain: 12 hours a year, \$120 worth of my time.

More Programs

A similar program prepares invoices for clients. I fill in only a name, project description, and price for the approximately 10 separate jobs I do each month. The printer and computer do the rest. Forty-five minutes a month are reduced to five because I can usually prepare invoices for the upcoming month's work at a single sitting, with a yearly gain of eight hours that are worth \$80 to me.

Of all the paperwork I do, my travel expense reports take the most time. I have to account for each day's hotel, car rental, food, mileage, or airfare expenses, total these, and compare them to the billing for the assignments I've covered during a trip. I spent a lot of time, approximately four hours, writing a travel expense report program to allow me to enter these data quickly, group and total relevant categories of expenses, and print them out in a readable report.

I travel three or four times a month, and have to fill out a report for each trip. In addition, I have always prepared one or more "dummy" expense reports with cost estimates before leaving on a trip, just to be certain ahead of time that my company wasn't losing money. These reports are so complicated that a travel expense report generator was one of the first projects I tackled when I got my TRS-80. I quickly discovered that the 26 single-letter variables allowed in Level I weren't sufficient to store the various categories, and I had to use the single array A(n) as additional variables. I then discovered that my first, inefficient effort wouldn't fit in

the 4K I had available. Even so, the attempt was worth it to me, in order to eliminate the half-hour sessions spent five or six times a month struggling with expense reports.

My Disk BASIC version is shorter and more efficient, and asks for about five minutes of my time to input all the required information. The 30 minutes a month I now spend add up to a 30-hour savings during the course of a year, and a \$300 gain in time.

The Answer to a Writer's Prayer

I began using Radio Shack's Scripsit in March to compose my articles, and hope that I never have to touch a conventional typewriter again. It is literally impossible for me to add up the ways in which I save time and effort using this word processing system, but let me cite a few.

I commonly write at least two drafts of a piece before sending it off. In recent years, I've relied on a finish typist to prepare the final version, but, rather than depend on my typist's ability to read my handwriting, I've continued to run through an article one last time as neatly as possible, incorporating all the editing changes and cut-and-paste butchery that went into the creation of the piece. The final draft of an average article took me about two hours to prepare. In a month in which I complete 10 assignments, that adds up to 20 hours wasted on typing that no one, other than my typist, will ever see.

With Scripsit, I can hack away to my heart's content, editing on the screen as I please. I can save one version of a story on disk, and completely transform the article into a second, if I like, with the original still available, should I change my mind. Then, when I'm satisfied, I can have the finished draft printed out on my dot-matrix printer in five minutes or so. I usually keep busy with other tasks, stopping to feed single sheets to my printer at intervals, so the actual time investment is negligible. Some clients and

magazines, especially the personal computer books, will accept the excellent dot matrix printing of my Integral Data Systems IP125. For others, I continue to send my errorless (I hope) computer-printed drafts off to the typist.

Net gain in a year: 240 hours for an amazing \$2400 savings. That figure makes me wonder why I still can't afford a daisy-wheel printer.

Scripsit saves me time in article preparation. One project I worked on involved writing one-page news releases about the visits of international executives to a trade show. There was a lot of standard information about the show and my client that had to be worked into every news release. One or more paragraphs had to be individually composed about the particular visitor discussed in the release. To complicate things, many of the internationals were from the same countries, and I wanted to mix up the releases so that all those going to Mexico and Japan wouldn't say the same thing.

With 50 releases to prepare—10,000 words—I could have spent a week or more on the project. Instead, I wrote 15 stock paragraphs and gave each a different Scripsit file name. I then pieced them together, using Scripsit's chaining capability, wrapping them around custom paragraphs tailored for each visitor. Only about 20 percent of the 10,000 words had to be written from scratch. A 40-hour job was trimmed to eight hours, and I saved \$320 worth of time on a single project. If, as I expect, I complete five similar jobs in a year, I've made myself another \$1600.

I didn't even have to think hard to come up with my \$4700 worth of time-savers.

As my uses for the TRS-80 grow, and software becomes more readily available, I'm sure cost-justifying my personal computer will become even easier. I just wish I knew why that daisy-wheel printer I need can't be paid for out the \$5000 I just saved. ■

DISCOUNT PRINTER RIBBONS

BRAND NEW, TOP QUALITY, EXACT REPLACEMENT RIBBONS FOR ALL OF THE DOT MATRIX TRS-80* & CENTRONICS PRINTERS:

Your PRINTER	RETAIL LIST	Wholesale Price	ITEM NUMBER
TRS-80 LINE PRINTER II	18.95+Tax (3 PACK)	11.95 PER 3 PACK	C-700
TRS-80 LINE PRINTER III	21.95+Tax (IN CART.)	12.95 PER RIBBON	T-3
TRS-80 TRACTOR FEED	18.95+Tax (3 PACK)	11.95 PER 3 PACK	C-700
CENTRONICS MODS 700-704	18.95+Tax (3 PACK)	11.95 PER 3 PACK	C-700
CENTRONICS #730	18.95+Tax (3 PACK)	11.95 PER 3 PACK	C-700
CENTRONICS #737	18.95+Tax (3 PACK)	11.95 PER 3 PACK	C-700
CENTRONICS #779	18.95+Tax (3 PACK)	11.95 PER 3 PACK	C-700

40% OFF!! OR MORE!

Send order blank below & PAYMENT (Min. \$20) TO:

ANCIE LABORATORIES
9202-9206 BALTIMORE BOULEVARD
COLLEGE PARK, MD 20740
(301) 345-6000

Volume Discounts:
10%, 10-36 packs
15%, 37-100 "



* TANDY CORP. T.M.

MINIMUM ORDER: \$20.00 No shipping charges or taxes.
PLEASE SEND ME: C-700, 3 RIBBON PACKS & T-3 RIBBONS.
I WILL USE THESE RIBBONS ON A _____ PRINTER.
\$ _____ ENCLOSED ... SEND C.O.D. ()
Name _____
Address _____
City, State, Zip _____
ANCIE LABORATORIES 9202-9206 Baltimore Blvd., College Park, MD 20740 301-345-6000

THIS REMARKABLE DEVICE WILL MAKE YOUR TRS-80 WORK.

When you are ready to put your TRS-80 to work, you need a cassette system you can depend on. The TC-8.


With a real file manager that supports named BASIC and system files. And searches for files by name without hanging up.

The TC-8 does all of that and loads 5 times faster than ordinary TRS-80's. At nearly 3000 BAUD.

And it loads every time. Without fiddling with the volume.

The TC-8 puts your TRS-80 to work.

Seriously.



**The TC-8 loads
programs and
data fast.**

Every time.

The TC-8 is available as a kit for \$89.95 or completely assembled for \$119.95. Either way, it is fully guaranteed. If it doesn't work, for any reason, simply return it to us and we will repair or replace it free. Order the TC-8 directly from us or from your local computer store. You may call our order phone at (505) 294-4623. We accept Visa and Master Card. Don't wait any longer; order your TC-8 today.



✓190

JPC PRODUCTS CO. 12021 PAISANO CT. ALBUQUERQUE, NM 87112

This program will help you:

Mind Your Own Business

Gregory R. Glau
PO Box 1627
Prescott, AZ 86302

It doesn't seem to matter what type of business you're in—retail, wholesale, contracting, service—monthly sales fluctuate and with them, your net profit and cash position.

We run a small heating/air-conditioning business and we've been amazed at what we've learned about our business by using our TRS-80 to analyze financial information, help in bidding jobs, etc. It's helped us analyze what we've done wrong in the past, but lately we've been using the computer for an even more important task: Projecting future information.

The idea of forecasting sales, overhead, profit and so on really isn't new and all businessmen know they need to do it. But the problem is the calculation involved—you have to multiply your yearly sales by the percent of business you do every month

to arrive at a monthly sales figure. Then you have to find your cost of sales, again on a monthly basis and deduct it from your monthly amount, which leaves your gross profit. Gross profit less overhead leaves your net profit (or loss).

This isn't too difficult when you do it for a whole year, but then if you try to determine what will happen if your sales go up by a few percent, all the other figures will need to be changed. It's like setting up a line of dominoes—knock one down and

our own financial statement. It's written in Level II BASIC and will store and execute in 4K. All of a sudden we could visually see what was happening to our business over an entire year. We could see on our video display which months were profitable and in which ones we lost money. We learned that we have to somehow sell more during those "down" months.

But let's carry the idea a step further. If we can display what we've done in our business for the past year, why not project

what results those projections will have on all the other cost and profit figures.

How about gross cost of sales? If we can buy a product a bit cheaper, or get our workmen to work a little faster, we can lower this figure. What would happen to your business if you could lower your cost of sales by, for instance, 3 percent?

Finally, what about overhead? If you could cut down on office supplies or gasoline or electricity, you could lower your overhead. What effect would a decrease of, for example, 5 percent in your overhead have on your monthly profit figure?

The program as written will display exactly what we did last year, month by month, or, by answering any or all of the three INPUT questions, we can increase or decrease any of the figures that affect that final profit line.

This is probably the best part of this program, for we're able to ask our TRS-80 what would happen to that net profit line, on a monthly basis, if we, for example, increased sales by 10 percent, dropped the overhead by 3 percent, and lowered gross

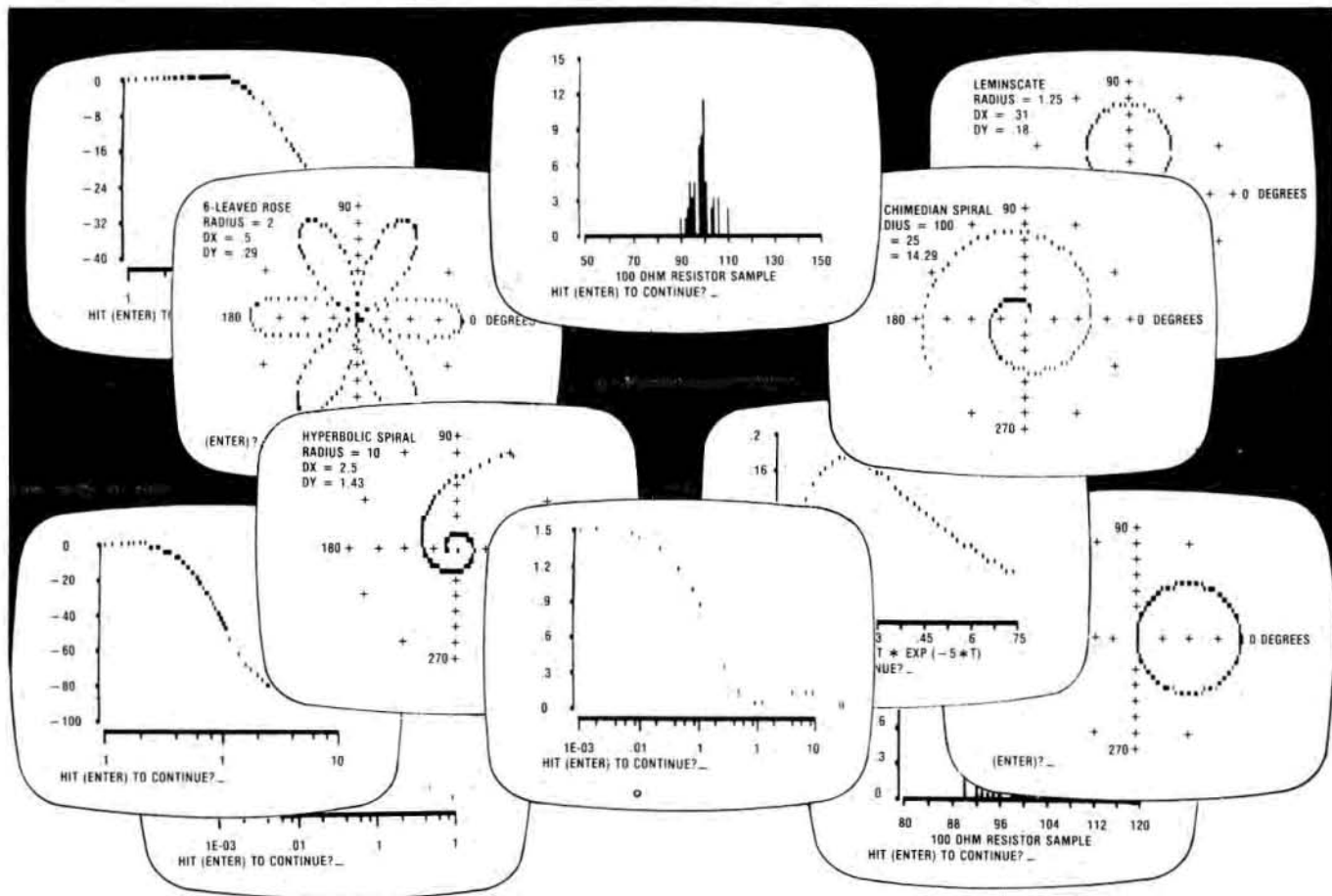
"... we've been amazed at what we've learned about our business by using our TRS-80 to analyze financial information, help in bidding jobs, etc."

all the rest fall. Here, if you change a figure, you have to recalculate forever!

Program Possibilities

But with a TRS-80 on your desk, you just give it the raw data and it does all the hard work. We wrote a BASIC program based on information from

what we might do during the next 12 months? Let's ask our TRS-80 what would happen if we increased sales by, say, 10 percent. By putting an input line into the program, along with the math to raise or lower that beginning sales figure, we can project any future sales increase or decrease and see



ENGINEERING SOFTWARE FROM THE ENGINEERING PEOPLE.

For more than 30 years, engineers and technicians have relied on Sams technical, electronics, and computer books. Now, Sams has put its technical expertise together in a complete series of circuit design software programs.

7 packages encompass 37 different pretested, debugged programs. Fully documented. Easy to use. Available on tape or disk for popular microcomputers. Multi-program tapes only \$24.95... disks \$29.95.

Sams Software helps you optimize your circuit design by letting you quickly look at all the design parameters and possibilities. Sams Software is the fastest way to solve complicated, repetitive engineering, mathematical, and statistical problems that use up creative engineering time and rob you of engineering freedom.

Sams Software is the difference between static and dynamic designing. If you're still trying to compete in today's world with old-fashioned techniques, catch-up with the future. Find out how Sams Circuit Design Software can change your ideas into working designs faster.

Mail the coupon today for a copy of the Sams Software Catalog... or call toll-free for the name of your nearest Sams Software outlet—1-800-428-3696.

Howard W. Sams & Co., Inc.
4300 West 62nd Street
P.O. Box 7092
Indianapolis, IN 46206

Name _____

Company _____

Address _____

City _____ State _____ Zip _____

The microcomputer I currently use is: TRS-80 APPLE II
 OSI OTHER: _____

Interested in: Technical _____ Personal _____

Educational _____ Business _____

Sams™ 457

AD067

■■■■■■■■■■■■■■■■■■■■ SOME STRAIGHT TALK ABOUT DISK DRIVES ■■■■■■■■■■■■■■■■■■■■


- DON'T BE CONFUSED BY ALL THE BRAND NAMES YOU SEE IN THE MARKET PLACE, THERE ARE VERY FEW MANUFACTURERS OF THE BASIC DRIVE CHASSIS, ALL THE OTHER NAMES ARE THOSE OF THE ASSEMBLERS OR THE RETAILERS.
- AS MANUFACTURED, THE DRIVE WILL NOT RUN ON A TRS-80, IT MUST BE MODIFIED BY THE ASSEMBLER.
- THE QUALITY OF THE DRIVE DELIVERED TO YOU IS DEPENDENT ON BOTH THE MANUFACTURER AND THE ASSEMBLER, THE BEST CAN TURN TO JUNK IF THE ASSEMBLY IS IMPROPERLY DONE.
- THE POWER SUPPLY AND CASE ARE VERY IMPORTANT COMPONENTS OF THE COMPLETE DRIVE, THE CASE MUST ALLOW PROPER COOLING AIR FLOW, AND THE POWER SUPPLY MUST MAINTAIN TWO CONSTANT VOLTAGES.
- YOU MUST DEPEND ON THE COMPANY SELLING YOU THE DRIVE TO SERVICE IT AT REASONABLE COST WHEN IT FAILS YOU, THE MANUFACTURER IS NOT EQUIPPED TO DO THIS!
- THE BEST MEASURE OF QUALITY IN A DRIVE IS IT'S SPECIFICATIONS, WILL IT HANDLE DOUBLE DENSITY, WHAT IS THE TRACK TO TRACK ACCESS TIME, THE ANSWERS TO THESE TWO QUESTIONS INDICATE THE PRECISION OF IT'S COMPONENTS.
- WHAT KIND OF DRIVE SHOULD YOU BUY? LEVEL IV HAS CHOSEN TO DISTRIBUTE EXCLUSIVELY, THE MPI LINE, ALL MODELS OF MPI ARE DOUBLE DENSITY RATED AND REQUIRE ONLY A FIVE MILLI-SECOND TRACK TO TRACK ACCESS TIME.
- WHAT DO ALL THE MODEL NUMBERS MEAN?
B-51= 40 TRACKS SINGLE HEAD SINGLE SIDE B-52= 40/40 TRACKS DOUBLE HEAD DOUBLE SIDE
B-91= 80 TRACKS SINGLE HEAD SINGLE SIDE B-92= 80/80 TRACKS DOUBLE HEAD DOUBLE SIDE
(DOUBLE HEADS)-READ BOTH SIDES OF DISK (DUALS)-TWO DRIVES IN ONE CASE (RAW)-NO POWER SUPPLY OR CASE
- WHERE SHOULD YOU BUY YOUR DRIVE, LEVEL IV IS ONE OF THE OLDEST AND LARGEST DISTRIBUTORS OF TRS-80 EQUIPMENT, LOOK AT THE ADS IN YOUR OLD MAGAZINES, MANY OF THE ADVERTISERS ARE NO LONGER IN BUSINESS, LEVEL IV HAS BEEN A LEADER SINCE THE BEGINNING, WE STAND BEHIND OUR PRODUCTS, AND WE'LL BE HERE WHEN YOU NEED HELP.
- WHERE DO THE NATIONALLY KNOWN AUTHORS BUY THEIR DRIVES? LEVEL IV CAN SHOW COPIES OF SALES RECEIPTS FOR DRIVES TO MOST OF THEM, LANCE MICKLUS, SCOTT ADAMS, VERNON HESTER, BOB (CAPTAIN 80) LIDDIL, DICK BALCOM, KIM WATT, ETC. TO THESE MEN COMPUTING IS NOT A HOBBY, IT IS THEIR PROFESSION.
- CALL FOR OUR LOW PRICES ON NEW AND USED DRIVES, REMEMBER, WE ALSO TAKE TRADES, AND PAY THE SHIPPING!

✓ 14
LEVEL IV PRODUCTS INC. 32238 SCHOOLCRAFT, LIVONIA, MI 48150
PHONES: MI (313) 525-6200 OTHERS 800-521-3305 (TOLL FREE)
‡ a trademark of the RADIO SHACK DIV. of TANDY CORP.

FEATURES INCLUDE:

- Uses Standard Typewriter Ribbon
- Micro Processor Controlled
- Can Operate Continuously—
No Thermal Problems (Has an all metal print head)
- 5 x 7 to Larger 10 x 7 and Larger 10 x 14 Dot Matrix Character Generator
- Standard 96 ASCII Character Font
- Upper and Lower Case Printing
- Up to 88 Characters Per Line
- Single Line Print Rate Is 160 CPS
- Average Print Rate Is 60 CPS For Ten Lines
- Graphics Capability With Extended Character Modes
- Programmable With 32 System Level Software Commands
- Standard Parallel and Serial Interface
- Software and Hardware Reset Interface
- Software Line Counting For Paging
- Baudrate Select From 110 to 9600
- Manual Paper Advance
- Manual Selftest and Reset
- Adjustable Tractor Width From 1 to 9½ Inches
- Interfaces with Apple, Atari, OSI, T.I., TRS-80 and the List Goes On

COOSOL DATA LOGGER IMPACT PRINTER



\$495 Kit, 101B-80KE \$545 Assembled & Tested 101B-80E

*Registered Trademarks of Apple Computer Inc., Atari Inc., Ohio Scientific Inc., Texas Instruments Inc., Tandy Corp. respectively.

FACTORY DIRECT ✓ 78
COOSOL, INC. P.O. BOX 743, ANAHEIM, CA 92805 (714) 545-2216 7 Days a Week

cost by 4 percent. What if our sales went down 5 percent, our overhead increased 3 percent and our gross costs . . . well, you get the idea, and the possibilities are endless.

The net profit figure for each month is also an approximate cash-flow projection, so you can get a rough idea in which months you might have a cash problem . . . so that you can do something about it before it really causes a problem!

Inputting Data

If you're just thinking about going into business, this program can really be useful, as you should have a budget set up before you open your doors, and you can use this program to see how you'll do based on your budget projections. . . and, what

- M0—January's percentage of sales
- M1—February's percentage of sales
- M2—March's percentage of sales
- M3—April's percentage of sales
- M4—May's percentage of sales
- M5—June's percentage of sales
- M6—July's percentage of sales
- M7—August's percentage of sales
- M8—September's percentage of sales
- M9—October's percentage of sales
- N1—November's percentage of sales
- N2—December's percentage of sales

Table 1. Variables list

will happen to your new venture if your sales decrease by 10 percent, or if your overhead is 5 percent more than what you'd figured on and so forth.

The program will run as listed, so you can type it in and play with it to get an idea of how it works, before putting your own figures into it.

To custom-work it for your own business, you need to plug in your own financial information. The first thing you need is your total sales figure from last year (or, if you're just starting out, your projected sales figure). The variable S1 in line 100 holds this figure. To customize the program, change line 100 to read: 100 S1=XXX (whatever your sales figure is).

Then, you need (your bookkeeper can figure this out) the percentage of your sales that you do each month. For in-

MONTH	EST SALES	COST/SALES	GROSS **	O'HEAD	NET
JAN	26550	18585	7965	6666	1299
FEB	25500	17850	7650	6666	984
MAR	20040	14028	6012	6666	-654
APR	14970	10479	4491	6666	-2175
MAY	18120	12684	5436	6666	-1230
JUNE	21720	15204	6516	6666	-150
JULY	29940	20958	8982	6666	2316
AUG	30570	21399	9171	6666	2505
SEPT	21120	14784	6336	6666	-330
OCT	29460	20622	8838	6666	2172
NOV	30809	21566	9243	6666	2577
DEC	31260	21882	9378	6666	2712
TOTALS	300059	210041	90018	80000	10026

THIS IS A SALES SUMMARY PROGRAM, IN WHICH YOU CAN CHANGE SALES FIGURES TO NOT ONLY DISPLAY WHAT YOU HAVE DONE BUT ALSO WHAT THE FUTURE MIGHT BRING.

TO CHANGE ANY OF THE FIGURES (SALES, OVERHEAD, GROSS COST) ANSWER THE QUESTIONS. REMEMBER THAT TO DECREASE A FIGURE, JUST PUT A MINUS SIGN BEFORE YOUR ANSWER. FOR EXAMPLE
 .05 MEANS YOU WANT TO INCREASE THE FIGURE BY 5%
 -.07 MEANS YOU WANT TO DECREASE THE FIGURE BY 7%.

NOTE ALSO THAT YOU CAN CHANGE ANY OF THE FIGURES IN ANY COMBINATION—RAISE SALES, LOWER OVERHEAD, ETC.

HIT ENTER TO CONTINUE.

Sample run

stance, you might do 12 percent of your business in January, 8 percent in February, 11 percent in March and so on, with the total coming out at about 100 percent. You don't need to go to five decimal places, but the more accurate you are, the better are the final figures. In the program, this information is stored in lines 10, 20, and 30, using the variables shown in Table 1.

To customize this program, change lines 10, 20, and 30 to reflect your own monthly percentage figures.

The next figure you need, your cost of sales, is on your financial statement. These are direct costs such as what an item costs you to buy, the labor to install it, etc., as compared to indirect costs, such as your salary, advertising, etc. You put your cost into the program as

line 130: 130 S3 = XXX (your cost of sales).

Finally, you need your overhead figure from last year's profit-and-loss statement. We view overhead as a total yearly expense and since this is a profit-projection type of program (as versus a cash-flow forecast), we charge 1/12 of the total overhead to each month. The program will figure the monthly overhead for you; just put your own total overhead in line 110, where S2 = XXX (your overhead).

As a quick example of how you can get your own figures, let's pull out the (imaginary) statement for Courtney's Cookie Consortium (these figures are the ones used in the sample program). See Example 1.

The other variable you'll see in the program, S4, is your gross

cost percent. The program computes this for you automatically in line 140, where it divides the gross costs by the total sales. In Example 1, you're dividing 210,000 by 300,000 for a gross cost percent of 70. This means that the direct costs of Courtney's Cookie Consortium average seventy cents out of every dollar in sales. If Courtney could buy her ingredients a little cheaper, or somehow improve her operating efficiency, she could lower this percentage.

Using the Program

When you run this program, you'll note that the total sales, and the total cost of sales, will not add up to exactly what you plugged into the program as S1 and S3. The reason for this is that those figures—S1 and S3—are really just starting points for the program. For example, the program multiplies the total yearly sales (S1) by the monthly percentages of sales and then adds them up to display the yearly total. The percentages for each month shown in the sample program are from our own business and so don't add up to exactly 100 percent. We didn't carry them out enough decimal places because we don't need to be that exact.

Courtney's Cookie Consortium		Year Ending 12/31/80
Total Sales	\$300,000 (S1)
Less cost of sales:		
Materials	\$ 110,000
Labor	100,000
		- 210,000 (S3)
Gross profit	90,000
Less overhead	* 80,000 (S2)
NET PROFIT	\$10,000

Example 1

Of course, you can get as accurate as you wish when you put your own information into the program.

Now you've taken the four steps needed to customize this program: Lines 10, 20 and 30 hold your own monthly sales percentages; line 100 holds your gross sales as S1; line 110 has your total overhead as S2; and line 130 shows your cost of sales as S3.

When you run this program your sales, costs, overhead, etc., will all be displayed for a 12-month period. This gives you a great reference point to see how you're doing in relation to last year's business, or in comparison to any projections you've made. It also gives you the capability of correcting bad decisions before they hurt too much. For instance, say that you plan to increase your sales 10 percent, and so you raise the overhead (and your salary), by, say, eight percent.

Now, using this program, you can keep an eye on actual sales and your projected sales, month by month. If you find for example, that January's sales are lower than planned, be aware of it. But if February, and maybe March, also produce lower sales, you'd better do something to get your overhead back in line. Now you don't have to wait until the end of the year to find out something like this—you can see it monthly as you run this program.

This program will not only show you where you've been over the past year, but will also give you a good idea of where you might have trouble during the upcoming 12 months.

Like anything we do with financial analysis, this type of information is useless until something positive is done with it. If you find a problem in your business from the projections you make, don't just think, "Yep, got a problem there." Instead, do something to try to correct it (advertise more wisely, work a bit harder at making sales, cut your costs, check you suppliers to try to cut direct costs). You'll soon discover this program is a useful tool that will really help your business. ■

Projecting Profits Program

```

1 CLS
5 GOSUB3500
10 M0=.0885:M1=.085:M2=.0668:M3=.0499:M4=.0604
20 M5=.0724:M6=.0998:M7=.1019:M8=.0704:M9=.0982
30 N1=.1027:N2=.1042
100 S1=300000
110 S2=80000
111 REM S1= 1977 SALES; S2= 1977 OVERHEAD
130 S3=210000
140 S4=S3/S1
150 REM S4= GROSS COST PERCENTAGE OF SALES
200 CLS:INPUT" INPUT ANY CHANGE IN SALES (%= .05)";A
210 IF A= 0 THEN 250
220 K4 = S1 * (1+A )
230 GOTO300
250 K4=S1
300 CLS:INPUT"ANY CHANGE % IN OVERHEAD (% = .01)";B
310 IFB=0THEN350
320 K5=S2*(1+B )
330 GOTO400
350 K5=S2
400 REM NEW SALES =K4; NEW O'HEAD = K5
410 CLS:INPUT"INPUT ANY CHANGE IN GROSS COSTS (%= .01)";C
420 IFC=0THEN450
430 K7=S4*(1+C)
440 GOTO500
450 K7=S4
500 REM K7= COST OF SALES %
510 GOTO2000
600 CLS:PRINT"MONTH";TAB(9);"EST SALES";
601 PRINTTAB(21);"COST/SALES";TAB(33);"GROSS $$$";
602 PRINTTAB(45);"O'HEAD";TAB(57);"NET"
650 PRINT"JAN";TAB(8);J1;TAB(20);P1;TAB(32);L1;TAB(44);G9;TAB(56);G1
660 PRINT"FEB";TAB(8);J2;TAB(20);P2;TAB(32);L2;TAB(44);G9;TAB(56);G2
670 PRINT"MAR";TAB(8);J3;TAB(20);P3;TAB(32);L3;TAB(44);G9;TAB(56);G3
680 PRINT"APR";TAB(8);J4;TAB(20);P4;TAB(32);L4;TAB(44);G9;TAB(56);G4
690 PRINT"MAY";TAB(8);J5;TAB(20);P5;TAB(32);L5;TAB(44);G9;TAB(56);G5
700 PRINT"JUNE";TAB(8);J6;TAB(20);P6;TAB(32);L6;TAB(44);G9;TAB(56);G6
710 PRINT"JUL";TAB(8);J7;TAB(20);P7;TAB(32);L7;TAB(44);G9;TAB(56);G7
720 PRINT"AUG";TAB(8);J8;TAB(20);P8;TAB(32);L8;TAB(44);G9;TAB(56);G8
730 PRINT"SEPT";TAB(8);J9;TAB(20);P9;TAB(32);L9;TAB(44);G9;TAB(56);G9
740 PRINT"OCT";TAB(8);K1;TAB(20);Q1;TAB(32);E1;TAB(44);G9;TAB(56);H1
750 PRINT"NOV";TAB(8);K2;TAB(20);Q2;TAB(32);E2;TAB(44);G9;TAB(56);H2
760 PRINT"DEC";TAB(8);K3;TAB(20);Q3;TAB(32);E3;TAB(44);G9;TAB(56);H3
765 FORX=1TO64:PRINT"-";NEXTX
770 PRINT"TOTALS";TAB(8);W8;TAB(20);W7;TAB(32);W9;
780 PRINTTAB(44);K5;TAB(56);G0
1999 GOTO1999
2000 REM-TO GET MONTHLY FIGURES
2010 J1=INT(K4*M0);J2=INT(K4*M1);J3=INT(K4*M2);J4=INT(K4*M3);J5=INT(K4*M4)
2020 J6=INT(K4*M5);J7=INT(K4*M6);J8=INT(K4*M7);J9=INT(K4*M8)
2030 K1=INT(K4*M9);K2=INT(K4*N1);K3=INT(K4*N2)
2040 W8=INT(J1+J2+J3+J4+J5+J6+J7+J8+J9+K1+K2+K3)
2050 REM G4 = SALES $$$
2200 REM COST OF SALES= SALES/MONTH (J1) * K7
2210 P1=INT(J1*K7);P2=INT(J2*K7);P3=INT(J3*K7);P4=INT(J4*K7)
2220 P5=INT(J5*K7);P6=INT(J6*K7);P7=INT(J7*K7);P8=INT(J8*K7)
2230 P9=INT(J9*K7);Q1=INT(K1*K7);Q2=INT(K2*K7);Q3=INT(K3*K7)
2240 W7=P1+P2+P3+P4+P5+P6+P7+P8+P9+Q1+Q2+Q3
2600 G9=INT(K5/12)
2700 G1=J1-P1-G9;G2=J2-P2-G9;G3=J3-P3-G9;G4=J4-P4-G9;G5=J5-P5-G9
2710 G6=J6-P6-G9;G7=J7-P7-G9;G8=J8-P8-G9
2720 H0=J9-P9-G9;H1=K1-Q1-G9;H2=K2-Q2-G9;H3=K3-Q3-G9
2750 G0=G1+G2+G3+G4+G5+G6+G7+G8+H0+H1+H2+H3
2800 REM L1= GROSS $$$
2810 L1=J1-P1;L2=J2-P2;L3=J3-P3;L4=J4-P4;L5=J5-P5;L6=J6-P6;L7=J7-P7;L8=J8-P8
2820 L9=J9-P9;E1=K1-Q1;E2=K2-Q2;E3=K3-Q3
2825 L1=INT(L1);L2=INT(L2);L3=INT(L3);L4=INT(L4);L5=INT(L5);L6=INT(L6)
2826 L7=INT(L7);L8=INT(L8);L9=INT(L9);E1=INT(E1);E2=INT(E2);E3=INT(E3)
2830 W9=INT(L1+L2+L3+L4+L5+L6+L7+L8+L9+E1+E2+E3)
2900 GOTO600
3500 PRINT"THIS IS A SALES SUMMARY PROGRAM, IN WHICH YOU CAN CHANGE"
3510 PRINT"SALES FIGURES TO NOT ONLY DISPLAY WHAT YOU HAVE DONE"
3520 PRINT"BUT ALSO WHAT THE FUTURE MIGHT BRING."
3525 PRINT
3540 PRINT"TO CHANGE ANY OF THE FIGURES (SALES, OVERHEAD, GROSS COST)"
3550 PRINT"ANSWER THE QUESTIONS, REMEMBER THAT TO DECREASE A FIGURE,"
3560 PRINT"JUST PUT A MINUS SIGN BEFORE YOUR ANSWER. FOR EXAMPLE"
3570 PRINT" .05 MEANS YOU WANT TO INCREASE THE FIGURE BY 5%,"
3580 PRINT" -.07 MEANS YOU WANT TO DECREASE THE FIGURE BY 7%."
3590 PRINT
3600 PRINT"NOTE ALSO THAT YOU CAN CHANGE ANY OF THE FIGURES"
3610 PRINT"IN ANY COMBINATION--RAISE SALES, LOWER OVERHEAD, ETC."
3630 PRINT"HIT ENTER TO CONTINUE.....";INPUT Z
3640 RETURN

```

TOTAL PERSONAL FINANCIAL MANAGEMENT

A PACKAGE OF SEVEN TRS-80 PROGRAMS THAT CAN HELP YOU CONTROL YOUR FINANCIAL DESTINY.
(COST IS DEDUCTIBLE!)

- 1. INCOME TAX CALCULATOR**—Use this program to figure your income tax. Screen input is easy to follow. Output to screen (or printer if you have one). Input items can be changed without entire rerun. Vary assumptions and minimize your tax! Input follows Federal 1040.
- 2. REAL ESTATE TAX SHELTER**—Enter information regarding rental property and computer projects cash flow and tax consequences. Vary assumptions to maximize return. Computes amortization and depreciation.
- 3. ESTATE ADEQUACY**—This program determines the adequacy of your estate to provide adequate support to your family should you die prematurely. You input family members ages, needed income, college expenses, assets in estate, insurance, etc. —Computer determines adequacy of assets. Vary assumptions and percent return on investments.
- 4. ESTATE TAXES**—Use this program to figure your estate tax and minimize. Two modules: One is simple computation—The other is more detailed. Useful for both novices and experienced estate tax planners.
- 5. CASH FLOW**—Project your monthly cash flow by entering items of income and outgo. Use this with Program No. 7 to plot out a savings and investment program.
- 6. FINANCIAL STATEMENT**—This program prepares a personal financial statement for you. Find out how much you're really worth!
- 7. GROWTH OF SAVINGS**—Input amount of money to invest in savings, interest rate, and watch the computer show you how much interest you earn and how the principal grows, for as many months or years as you wish.

COMPLETE INSTRUCTIONS INCLUDED

Printer can be used, but not necessary.
Level II 16K required.

TOTAL PACKAGE OF SEVEN PROGRAMS—\$35.00

THIS ENTIRE PACKAGE OF PROGRAMS IS PRICED AT \$35.00 FOR CASSETTE USERS AND \$40.00 FOR DISK USERS.

INDIVIDUAL PROGRAMS ARE NOT SOLD SEPARATELY.

SEND CHECK OR CHARGE TO VISA OR MASTERCARD—ONE WEEK DELIVERY.

INSTRUCTION BOOK INCLUDED IN PACKAGE IS ALSO SOLD SEPARATELY FOR \$1.00.

FINANCIAL COMPUTER SYSTEMS ✓ 115

Suite C-204 • 4651 Roswell Road, N.E. • Atlanta, Georgia 30342

This software package is no bomber.

B17

Stewart E. Fason
Via La Selva
Palm Beach, FL 33480

B17
ABS Suppliers
Ann Arbor, MI
\$22

Recently, I heard of an extraordinary program. I called the bright young man who wrote it and persuaded him to send me a copy to review. Within three days I received it with some comprehensive instructions. Then the fun began: The old computer mastermind closely examined the program, and, unlike many utilities I've examined, found that it is everything it's cracked up to be.

ABS claims that the B17 will allow you to save, verify and load BASIC or machine language programs almost four times faster than an ordinary cassette recorder. Data arrays (string or numeric) can be saved and loaded up to 165 times faster! All of this magic with no ag-

gravation—nearly for free. It works with Level II, 16, 32 or 48K.

I have just spent the weekend using a B17, and it works. In fact, I am so impressed that I paid for my complimentary copy.

Load and Verify

The B17 is both fast and easy to use. Power-up and set memory size to 31600. Have the B17 in cassette ready to load. Type:

tape to record. Type SAVE "STAR" and enter. Note: You must name each program saved. The name can be any six letters or numbers. While you are saving a program, the little arrows flow to your right showing that data is being output. In just over a minute, Star has been saved.

Verify the save by rewinding the tape, typing LOAD? enter. The arrows go the other way, and, if the save was good, the

chine language program disappears leaving full memory available. If you want B17 to remain, reserve space at power up (31600). You reserve memory only if you wish to modify and/or save another copy of the BASIC program.

Data Handling

So much for the fun and games. Let's get down to serious business and see what B17 does with data handling. Your Level II manual shows you how to save and input data using the INPUT#-1 and PRINT#-1 statements. The system is easy, but slow.

Here is a sample program which creates 2000 numbers of six and seven digits and saves the whole lot on tape.

```
10 DIM A (2000)
20 FOR I = 1 TO 2000: B = RND (0): A(I) = B:
NEXT
30 FOR I = 1 TO 2000: PRINT#-1, A(I): NEXT
```

The above does the job very well in about two hours and 20 minutes.

Now, change line 30 to read 30 PUT. Yes, that's all... just PUT. Run the new program.

"The old computer mastermind closely examined the program, and, unlike many utilities I've examined, found that it is everything it's cracked up to be."

SYSTEM ENTER B17 ENTER. The asterisk will flash four times, then a series of little arrows will flow showing that something is being input. In about 10 seconds, READY will appear. CLOAD your BASIC program as usual.

Assume you just loaded your Startrek 16K. It takes about four minutes. Now prepare a new

READY appears. I have yet to discover a bad one.

When you want to load this new, fast Startrek, answer MEMORY SIZE with enter. Type SYSTEM ENTER STAR ENTER. The B17 has appended itself to the BASIC program. You get four asterisks, then the arrows. When the loading is complete and you run the program, the B17 ma-

```

1 REM YOU MAY USE THIS PROGRAM WITH THE FOLLOWING:
2 REM 1. YOUR TRS-80 (NOTHING ELSE REQUIRED)
3 REM 2. STRINGY FLOPPY (HARDWARE/SOFTWARE REQUIRED)
4 REM 3. TC-8 (HARDWARE/SOFTWARE REQUIRED)
5 REM 4. B-17 (SOFTWARE REQUIRED)
10 CLS
20 CLEAR7000: REM SAVED SPACE FOR STRING VARIABLES
30 DEFSTR A,T:REM DEFINES A & T AS STRING VARIABLES
40 INPUT"STRING=1 NUMERICAL=2":QD:IFQD=1THEN 60
50 CLEAR: REM NEGATES LINE 30 IF DATA INPUT TO BE SOLEL
Y NUMERIC
60 DIM A(500), B(500): REM LIMITS NUMBER OF DATA ITEMS
70 INPUT"HOW MANY ITEMS TO BE SORTED?":N
80 E=0
90 INPUT"CREATE LIST=1 DATA FROM B17=2 TC8=3 S/F=4 TRS=
5":S
100 IFS=2THEN110 ELSE IFS=3THEN120 ELSE IFS=4THEN130 EL
SE IFS=5THEN180ELSEFORI=1TON:GOTO170
110 CLS:INPUT"DATA TAPE IN CASSETTE? PRESS 'ENTER':EE
:GET:FORI=1TON:E=E+1:NEXT:GOTO 530 : REM B17 INPUT
ROUTINE
120 CLS:INPUT"DATA TAPE READY? PRESS 'ENTER':EE:OPEN:P
ORI=1TON:E=E+1:INPUT#1,A(I):PRINTA(I):NEXTI:CLOSE:
GOTO 530 : REM TC-8 INPUT ROUTINE
130 INPUT"OPEN FILE # 0-9":B: REM STRINGY FLOPPY INPUT
ROUTINE
140 @OPENB
150 FORI=1TON:@PRINTA(I):E=E+1:PRINTA(I):NEXTI
160 @CLOSE:GOTO 530
170 E=E+1:PRINT"ENTER ITEM # ";I;:INPUTA(I):NEXTI:GOT
O190: REM NEW LIST FROM KEYBOARD ROUTINE
180 CLS:INPUT"DATA TAPE READY? PRESS 'ENTER':EE:FORI=
1TON:E=E+1:INPUT#-1,A(I):PRINTA(I):NEXT: REM TRS-8
0 (SLOW) INPUT ROUTINE
190 CLS:OUT254,1: REM DELETE IF NO SPEEDUP KIT
200 L=1: REM SORTING ROUTINE BEGINS
210 B(L)=N+1
220 M=1
230 J=B(L):PRINT@415,"SORTING":CLS
240 I=M-1
250 IF J-M < 3 THEN 450
260 M1=INT(RND(0)*(J-M))+M
270 I=I+1
280 IFI=JTHEN 370
290 IFA(I)<=A(M1) THEN 270
300 J=J-1
310 IFI=J THEN 370
320 IFA(J)>=A(M1) THEN 300
330 T=A(I)
340 A(I)=A(J)
350 A(J)=T
360 GOTO 270
370 IF I>=M1 THENI=I-1
380 IFJ=M1THEN 430
390 T=A(I)
400 A(I)=A(M1)
410 A(M1)=T
420 L=L+1
430 B(L)=I
440 GOTO 230
450 IFJ-M<2THEN 500
460 IFA(M)<A(M+1) THEN 500
470 T=A(M)
480 A(M)=A(M+1)
490 A(M+1)=T
500 M=B(L)+1
510 L=L-1
515 REM END OF SORTING ROUTINE
520 IFL>0THEN 230
530 OUT254,1:CLS
540 FORI=1TO(N-G)
550 IFI<10THENPG=2
560 IFI>9THENPG=1
570 PRINTTAB(PG);I;";";A(I)
580 Y=Y+1:IFY=15THENPRINT"NEXT PAGE PRESS 'ENTER':INP
UT:Y=0
590 NEXTI
600 M=N-G
610 G=0
615 REM SHOWS AMOUNT OF STRING DATA SPACE YOU HAVE AVAI
LABLE
620 IFQD=1THENPRINTFRE(A)"BITS LEFT";
630 OUT254,0;Y=0:PRINT"LIST AGAIN=0 SAVE TO TC8=77 TO B
17=88 TO S/F=99 ":INPUT"TRS80=66 DELETE=-1 TO PRI
NTER=.9 ADD ITEMS ENTER HOW MANY":UU:IFUU=66THEN79
0ELSEIFUU=0THEN 530 ELSEIFUU=99THEN 660 ELSEIFUU=-
1THEN 720 ELSEIFUU=88THEN 780
640 IFUU=.9THEN 710 ELSE IF UU=77 THEN 740
650 CLS:N=E+UU:FORI=E+1TON:GOTO 170
655 REM STRINGY FLOPPY DATA SAVE ROUTINE
660 INPUT"WHICH FILE #(0-9) DO YOU WISH TO WRITE ?":C
@OPENC
680 FORI=1TON:@PRINTA(I):NEXTI
690 @CLOSE
700 PRINT:PRINTN;" ITEMS HAVE BEEN SAVED ON S/P":INPUT"
PRESS ENTER TO RETURN TO MENU":VV:GOTO 630
710 FORI=1TON:LPRINTA(I):NEXTI:PRINTN;" ITEMS HAVE BEEN
PRINTED.":CLS:GOTO 630
720 CLS:PRINT:PRINT"INPUT"HOW MANY ITEMS DO YOU WISH TO
DELETE?":X
730 FORI=1TOX:INPUT"ENTER ITEM NO.":Q:A(Q)="{":NEXTI:G=
G+X:E=E-X:GOTO 190
740 CLS:INPUT"READY TO RECORD? PRESS 'ENTER':EE:OPEN:
FORI=1TON:PRINT#1,A(I):NEXTI:PRINTN;" ITEMS HAVE B
EEN SAVED ON CASSETTE."
750 CLOSE
760 INPUT"RETURN TO MENU PRESS ENTER":SQ:GOTO 630
770 REM B-17 DATA SAVE ROUTINE
780 CLS:INPUT"READY TO RECORD? PRESS 'ENTER':EE:PUT:I
NPUT"TO RE-INITIALIZE PROGRAM=1 RETURN TO MENU=2"
;SF:IFSF=1THEN10ELSE 630
785 REM ARCHAIC, SLOW, FRUSTRATING, TRS-80 DATA SAVE RO
UTINE!
790 CLS:INPUT"READY TO RECORD? PRESS 'ENTER':EE:FORI=
1TON:PRINT#-1,A(I):NEXT:PRINTN;" ITEMS HAVE BEEN S
AVED TO TAPE":GOTO630

```

Program Listing 1

(Have your cassette ready to record.) I assume you have B17 in memory. The little arrows dance across the top right corner of your screen for about 20 seconds, and the cassette stops.

There is no way to verify a data save but, using good quality tape, I have had only one bad save in 500. Now, let's try to get the saved data back into memory with this program:

```

10 DIM A (2000)
20 GET
30 FOR I = 1 TO 2000: PRINT A (I): NEXT

```

Your tape has been rewound and set for play. Run the above and watch the arrows flow for about 20 seconds. Then that data will be printed. The B17 GETs and PUTs data faster than the TRS-80 can print it. String

data is handled as easily as the above numeric data, however, you must clear the space you need.

The B17 will never replace disks as it will not search for a particular piece of data, however, it has many useful applications.

Program Listing 1 is a natural for the B17. You can use it with a Stringy Floppy or TC-8 as well. This program lets you create a new file, input a previously saved file, add or delete, save or output to your printer. It also sorts—darn fast for BASIC—50 items in about 15 seconds.

In my business I must keep track of over 500 clients. This program does so alphabetically and numerically (by account number). In a matter of minutes my secretary can add, delete,

sort and present me with an updated list.

Many of my friends have used this program successfully. A group of attorneys use it to keep track of court appearance, filing dates, etc. A series of entries might look like Table 1.

Saving 60-75 percent of the time you spend loading programs makes the B17 well worth

the money. Its data handling speed makes it a steal. The introductory price is \$22, but by the time you read this, it may be \$50 and well worth it.

One note: If you have the cassette mod from Radio Shack, you must add one switch in order to bypass the mod. The B17 won't work with any added audio processing devices. ■

00	Judge	Client	Remarks	Attorney
80-09-12	Jones	Smith	File Answer	Hookum
80-09-12	Gray	Ajax Const.	Pre Trial Hearing	Skinnem

Note: The above will printout with the heading on top no matter where it is placed in the program. When the computer sees that first zero and finds no other items beginning with zero, it places that item first. The dates will arrange numerically.

Table 1. Sample Entries for Sorting Program

THE FIRST TRS-80[®] COMPATIBLE COMPUTER WITH HIGH DENSITY COLOR GRAPHICS!



LNW80

PC BOARD **\$89.95**

Ask about our : Keyboard cabinet
Leadex VIDEO 100-80

LNW RESEARCH

LNW RESEARCH 3183-E AIRWAY AVE COSTA MESA CA 92626 714-641-8850

LNW RESEARCH introduces the LNW80, a high performance color computer, compatible with the TRS-80[™] Model I. The fully integrated LNW80 is a sophisticated and versatile microcomputer with the following powerful features.

COMPATIBILITY

Hardware and software compatible to the Radio Shack TRS-80[™] Model I computer, provides the widest software base of any microcomputer. Cassette interface; expansion bus.

DISPLAY

Quality upper and lower case display.

Two modes of color graphics, high resolution graphics, 384 x 192 in eight colors—higher density than the Apple II.* Low density color graphics of 128 x 192 are also available in eight colors.

High resolution—black and white graphics—of 384 x 192 mixed with text and TRS-80[™] standard graphics.

Reverse video, composite video RF output.

PERFORMANCE

The LNW80 utilizes the fast Z-80A microprocessor which executes at a speed of 4 MHz—over twice the speed of the TRS-80[™] Model I.



NEW

EXTERNAL DATA SEPARATOR
ASSEMBLED AND FULLY TESTED
\$14.95
SOME SOLDERING REQUIRED

SYSTEM EXPANSION

AT **\$69.95** [PC BOARD & USER MANUAL]


- SERIAL RS232C/20 mA I/O
- FLOPPY CONTROLLER
- 32K BYTES MEMORY
- PARALLEL PRINTER PORT
- DUAL CASSETTE PORT
- REAL-TIME CLOCK
- SCREEN PRINTER BUS
- ONBOARD POWER SUPPLY
- SOFTWARE COMPATIBLE
- SOLDER MASK, SILK SCREEN

ORDERING INFORMATION

Add \$3 for postage and handling. CA residents add 6% sales tax.



At last --- the **DYNATYPER** TYPEWRITER INTERFACE!



Turn your electric typewriter into a low cost, high quality hard copy printer. 1 year warranty **DYNATYPER** - Rochester Data's patented* Computer/Typewriter Interface is the industry standard for typewriter output.

- 2 minutes to initially install and 5 seconds to remove or replace.
- You do not have to modify your typewriter. All factory warranties and maintenance agreements on your typewriter will be honored.
- Compatible with all power carriage return typewriters having standard U.S. keyboard. The Dynatyper works with Selectrics (model 1) and most non-Selectrics (model 2). Please specify. Typewriter conversion between models takes 2 minutes and the kit (17 plungers) is available for a nominal fee.
- The Dynatyper is compatible with all major word processing software. (Scripsit, Pencil, Applewriter, Easywriter, Magic Window, Visi-calc CCADB, Supertext, Write On)
- Interfaces available for TRS-80, APPLE, PET/CBM, OSI, Northstar, HP-85, H-89. Weighs only 3 lbs. Extremely portable.
- Delivery: Stock to two weeks. Price \$499 for complete system. F.O.B. Rochester, Domestic. VISA and Master Card accepted. Call Ken Yanicky at 716-244-7804

*Pat. Pending

✓ 468

ROCHESTER DATA

incorporated

3000 Winton Road South, Rochester, N.Y. 14623

More CFR Spectaculars!!!

ASCII Parallel Input *SELECTRIC Typewriter/Printer TRS-80 COMPATIBLE



TYPE ELEMENT NOT INCLUDED

Only \$699.00

- Compatible w/Printer Cable or Expansion Interface
- Refurbished Selectric Printer
- Parallel Input, 15" Frame, 132 Cole.
- Upper & Lower Case Typewriter/Printer
- Complete & Ready For Use
- Corresp. (Office) Code
- Data Included
- Fully Formed Characters, Approx 15 CPS

Add \$20.00 for Handling & Packaging. Pay Shipping When Delivered.

This Month's Specials

- SHUGART 901** 8" Floppy Disk Drive
Used, whole, untested. Data & Schematics included. **2/\$499.00**
Plus Shipping
- SHUGART SA400** 5 1/4" Mini Floppy
Used, whole, untested. Data & Schematics included. **2/\$299.00**
Plus Shipping
- CDC9400** (MPI BR-803) 8" Floppy Drive
Soft Sektored. Used, whole, untested. Data & Schematics included. **2/\$399.00**
Plus Shipping
- 12" VIDEO MONITOR** Motorola #XM-351
80x24 or 16x64 Display. Requires only Composite Video input and 110/230 VAC, 50/60 Hz. Tested, functional & guaranteed. Data and schematics included. **\$95.00^{ea.}**
Plus Shipping
- 9" VIDEO MONITOR** Motorola #XM-227
Same characteristics as above 12" video. Tested, functional and guaranteed. Data & Schematics included. **\$79.00^{ea.}**
Plus Shipping

Call For Our Bargain-Packed PERIPHERAL FLYER!!!
Prices Are Subject To Change On All Items

CFR Associates, Inc.

MAIL ORDERS:
Box 144, Newton, N.H.
03858

PHONE ORDERS:
617/372-8536
(Sorry, No Collect Calls)
Mastercharge & VISA Welcome

WAREHOUSE: 316
18 Granite St.
Haverhill, Mass. 01830

Think of our users: supply a trainer module with your next program.

Better Documentation

George C. Ferber
106 E. Court Street
Fairmount, IL 61841

One of programming's major problems is that of providing concise, yet effective, instructions. Currently, three forms are used—flowcharts, printed instructions, and monitor prompts.

Monitor prompts must be painfully brief because of the monitor's space limitations. These instructions are built into the program's code.

Additional user assistance can be provided in a trainer module, which can offer more elaborate instructions.

Developing a Trainer

When developing a trainer, a number of line messages are necessary. Thus, a training program requires a short auxiliary program that will perform such a task. The auxiliary program's code does not accompany the main program, but rather is a utility used in its production.

The disk file containing the message becomes a part of, and must accompany, the trainer module.

One useful utility is a message generator (Program

Listing 1.) This utility accomplishes the following:

- 1) Identifies message with its disk file name.
- 2) Enters 63 character lines of text.
- 3) Establishes a capacity of 132 lines.
- 4) Enters "eof" to terminate.
- 5) Writes file to disk where trainer can access it.

Each 63 character line becomes a record. N records occupy the disk file, plus record N + 1, the end of file marker. The total message may contain blocks of lines needed at different points in the trainer module. These blocks of adjacent lines may be sequentially accessed as required.

The trainer obtains the total message from its disk file, counting the number of lines in the process, storing the count in integer variable R. A block locator and processor routine designed to select a block and display it where needed is included.

The locator employs an integer variable, for example C, which will be used to hold the line numbers in each sequential block of lines. For want of a better description, call variable C "the stepper." An integer variable, for example I, that will serve as an incremter, is also used.

The routine must sequentially scan R records. Just prior to the NEXT RECORD statement, increment I by C. $I = I + C$. The FOR statement must include $FOR X = I + 1 TO I + C$. The message processing code is included between the FOR and the NEXT statements.

Now, assume at line 42 of the trainer module that you need the first four lines of the message displayed.

- 1) Place the value 4 in the stepper variable C.
- 2) Insert a program line that effects a branch to the block finder and processor routine and returns.

42 C = 4: L = 128: GOSUB ROUTINE

The routine will access lines 1, 2, 3 and 4, process them, including some form of display, leaving the routine's incrementer C with a value of 4 in it.

Next, assume line 62 of the trainer module requires the next three lines of the file's message. Repeating the procedure:

- 1) Place the value 3 in the stepper variable C.
- 2) Insert program line:

62 C = 3: L = 128: GOSUB ROUTINE

The routine will access lines 5, 6, and 7, process them, leaving the routine's incrementer I with a value of 7 in it. In this manner, all of the blocks can be accessed sequentially to the end of the file. ■

```
PAGE # 1 OF TEMP @ 55 CHARACTERS/LINE
10 CLEAR9000: DIMA$(132)
12 CLS PRINT@210, "MESSAGE GENERATOR
      (AN AUXILIARY PROGRAM)
      1. ASSEMBLES 63 CHARACTER LINES
      2. ACCEPTS SPACES, QUOTES, COMMAS, COLONS, ETC"
14 PRINT@518, "3. ACCEPTS UP TP 132 LINES
      4. ENTER
      EOF TO TERMINATE": FORD=1TO2500: NEXTD
16 CLS: PRINT@276, : INPUT "ENTER FILENAME "; NAMS: CLS
18 PRINT@768, CHR$(31): PRINT@960, CHR$(31): I=I+1
20 PRINT@768, "LINE": I: PRINT@808, "(ENTER E TO REDO)"
22 PRINT@832, STRING$(63, "#"): LINE INPUTA$(I): IFA$(I) = "E"

      THEN24ELSE26
24 I=I-2: GOT018
26 IFA$(I) = "EOF" THEN30
28 PRINT@640, A$(I): GOT018
30 OPEN "O", 1, NAMS: FORX=1TOI: PRINT#1, A$(X): NEXTX: CLOSE1
32 CLS: PRINT@276, "! ! DONE ! !"
```

Program Listing

*If your setting records dubbing
around with tape . . . have we got a fix for you!*

Babydub

Dennis Bathory Kitsz
Roxbury, VT 05669

The mail arrives just in time for the computer club meeting, and in it is the long awaited Clobberbrains I/Q Program. You recall the ad; 'Sorts your files even before you enter them! Only \$49.95!' As club members arrive, you power up the TRS-80, pop the cassette into the player, and . . .

You've missed most of the meeting trying to load the tape. C* errors appear again and again, and when you finally do get it loaded, it crashes immediately. And it hasn't loaded since. Now what?

Babydub is a short program which copies most cassette programs up to 15.5K bytes long. The machine language version loads in five seconds and stays in place, allowing any number of programs to be backed up.

Babydub improves the cassette-load process used by earlier TRS-80's, allowing a somewhat greater variation in the volume setting on the tape player. The resulting copy will

be identical in content with the original, but copied on your tape player with the volume setting your TRS-80 responds to best.

Some other uses of Babydub are: preparation of condensed versions of editor/assembler object codes, eliminating silent breaks during assembly; quick examination of tapes being loaded; and recovering lost programs or program names.

How It Works

This program does not load tape as a program, but as a series of bytes. The leader 'buzz' is searched, and the synchronization byte is found. The program bytes are then input in order (including the bytes of code used by the TRS-80 to guide its own program loading sequence). An on-screen copy of the program is presented. If a break in the data greater than 1.2 seconds is present, Babydub assumes the program is complete. Babydub does not verify the validity of a program tape.

The bytes marked ** in the following listings represent the most significant bytes of the origin address; you should use 4300 hex for the lowest RAM position that will not interfere with ROM patches, or if you do not plan to return to BASIC at any point, you may start at 4000 for maximum program length. The

BASIC version must be used as written for it to be able to execute without wiping itself out as it begins to run.

Create the program presented in Listing 1 or 2. Use T-Bug or equivalent to prepare the object code, or enter the BASIC version as shown. The BASIC version is a duplicate of the machine code version for those without access to T-Bug.

Load your program from tape. RUN the BASIC program or enter /17152 in response to the second SYSTEM prompt. The statement 'Enter for Load' will appear on the screen. Place the program to be backed up in your recorder (set to play), and press Enter. The data will load into memory and simultaneously run across the screen.

At the conclusion of the load, the screen will clear and again prompt you with 'Enter for Dump.' Place a fresh tape in the recorder (set to record), and hit Enter. A copy will be dumped onto the tape, following which the computer will be returned to BASIC command level.

What You See

As you copy a BASIC program, you will see some familiar and some quite unfamiliar characters on the screen. Why are there graphics characters present in the middle of a BASIC pro-

gram? The answer to this question will teach you something about the operation of BASIC and allow you to control elements of your BASIC programs.

The commands used in BASIC are not stored as whole words. For reasons of speed and economy of memory, they are turned into byte-sized tokens; PRINT is decimal 178, INPUT is decimal 137, and so on. Level II BASIC translates them back into readable words for purposes of the LIST command. Graphics characters are represented by the very same numerical figures as the tokens!

In program memory, the TRS-80 understands them to be commands, but on the screen it uses them to create graphics. Babydub copies the tape directly onto the screen, so the commands appear as various graphics blocks.

After a while you will be able to identify these, and they will help you scan the program being duplicated for obvious errors.

There is no room in this article for a complete rundown of the inner workings of machine language tapes, but take a look at Fig. 1. All tapes begin with 128 spaces of byte 00 (displayed on the screen as '@'), giving the tape player and amplifier time to

MACHINE VERSION

```

**00 21 B3 ** 11 00 3C 01 0E 00 ED 80 21 0E 3C 13 01
**10 FO 03 36 80 ED 80 3A 40 38 FE 01 20 F9 AF CD 12
**20 02 CD 96 02 11 FF 7F 18 3C 5E 06 08 05 F5 21
**30 FF FF 2B 7C 85 29 36 08 FF 17 30 F6 06 41 10 FE
**40 CD 1E 02 06 50 10 FE 06 14 0B FF 10 FC 47 F1 C8
**50 10 17 F5 CD 1E 02 F1 C1 10 03 E1 C1 77 12 23 1B
**60 08 78 81 20 C4 21 00 3C 01 FF 03 13 FC F1 C1 C1
**70 E1 D5 CD F8 01 21 C1 ** 11 00 3C 01 0E 00 ED 80
**80 21 0E 3C 13 01 FO 03 36 80 ED 80 3A 40 38 FE 01
**90 20 F9 AF CD 12 02 CD 87 02 01 21 FF 7F 7C 92 47
**A0 7D 93 4F 7E CD 64 02 28 08 78 B1 20 F6 CD F8 01
**B0 C3 19 1A 45 4E 54 45 52 20 46 4F 52 20 4C 4F 41
**C0 44 45 4E 54 45 52 20 46 4F 52 20 44 55 4D 50 00

```

** is the MSB of the origin address

Use 43 for lowest RAM position that will not interfere with called subroutines from ROM

You may enter this program with BABYBUG in the following manner:

Use origin address: 5000 (hex). Enter the following bytes:

```
21 0E 50 11 00 43 01 D0 00 ED B0 C3 00 43
```

Follow these immediately with the complete machine program above, replacing the ** positions with byte 43 (hex). This will effect a transfer of the debugging program to address 4300 (hex) upon execution.

First prompt:

ENTER FOR LOAD.

Load the tape to be copied into the cassette player, set to play, and press

ENTER. The data will load into memory, and also wipe across the screen.

With BASIC programs, this is often a valuable aid in assuring a proper load.

Second prompt:

ENTER FOR DUMP.

Load a new tape into the cassette player, set to record. Press ENTER. The

data will dump onto the tape.

Last prompt:

READY>__

You have returned to BASIC. To use this program again, enter SYSTEM, followed by /17152. This will return the BABYDUB program to activity.

Listing 1.

BASIC VERSION

```

10 FOR X = 20480 TO 20701 : READ A : POKE X,A : NEXT X
20 POKE 16526,0 : POKE 16527,80
30 PRINTUSR(0)
90 DATA 33,14,80,17,0,67,1,208,0,237,176,195,0,67
100 DATA 33,179,67,17,0,60,1,14,0,237,176,33,14,60,19,1
110 DATA 240,3,54,128,237,176,58,64,56,254,1,32,249,175,205,18
120 DATA 2,205,150,2,17,255,127,24,60,197,229,6,8,197,245,33
130 DATA 255,255,43,124,181,40,54,219,255,23,48,246,6,65,16,254
140 DATA 205,30,2,6,80,16,254,6,20,219,255,16,252,71,241,203
150 DATA 16,23,245,205,30,2,241,193,16,211,225,193,119,18,35,27
160 DATA 11,120,177,32,196,33,0,60,1,255,3,24,188,241,193,193
170 DATA 225,213,205,248,1,33,193,67,17,0,60,1,14,0,237,176
180 DATA 33,14,60,19,1,240,3,54,128,237,176,56,64,56,254,1
190 DATA 32,249,175,205,18,2,205,135,2,209,33,255,127,124,146,71
200 DATA 125,147,79,126,205,100,2,43,11,120,177,32,246,205,248,1
210 DATA 195,25,26,69,78,84,69,82,32,70,79,82,32,76,79,65
220 DATA 68,69,78,84,69,82,32,70,79,82,32,66,85,77,80,0

```

Line 90 transfers the machine program from its initial address of 5000 (hex) to 4300 (hex). RUN the program.

It will prompt you with 'ENTER FOR LOAD'. Load the tape into the cassette player, and press ENTER. It will now load into memory, wiping the input information across the screen as it loads. This often helps identify the correctness of the load.

At the completion of the memory load, you will be prompted with 'ENTER FOR DUMP'. Load a cassette onto which the program is to be recorded, and press ENTER. At the completion of the dump, you will be prompted with a READY>__ DO NOT attempt to RUN the BASIC program again; it has been overlaid with the BABYDUB program.

Instead, if you wish to load and dump additional programs, enter SYSTEM, followed by /17152. You are now ready for another load and dump, prompted as before. You may continue to enter SYSTEM and /17152 for each each subsequently desired dump.

Listing 2.

build up speed. The computer is searching for a symmetrical pattern of ones and zeroes to latch on to. The symmetrical pattern is hex A5, or binary 1010 0101. It is now in sync and prepared to load the next byte. If it finds hex 55 (displayed as the letter U), it

knows a machine program follows, and branches to that subroutine in ROM.

This subroutine searches for the six characters that make up the program's name. You can sort out lost or mixed up tapes at this point by watching the

KILL SURGES LIKE LIGHTNING!

AC power line surges are destructive, can cost you money, and can't be prevented. But you can stop them from reaching your sensitive electronic equipment with a Surge Sentry.

Surge Sentry acts in picoseconds to dissipate up to a 1,000,000 W, 100 μ second surge. Triggers at 10% above nominal peak voltage. Works in parallel with the power line. Is easy to install for immediate protection. No complicated wiring or special tools required.

Several different models to choose from, including an OEM version. Call or write today for a free brochure.



SURGE SENTRY

It'll clean up your AC



**RKS
ENTERPRISES, INC.**

385

643 South 6th Street, San Jose, CA 95112
(408) 288-5565

DEALER INQUIRIES INVITED

screen display. If the name is shorter than six characters, the last spaces are filled with blanks (hex 20). During a normal SYSTEM program load, the computer then goes on to seek the code for section start or end of program.

Section start is indicated by hex 3C, followed by a byte giving the number of program bytes to be loaded (not greater than 256, or hex [1]00, per section of program).

It will next find two bytes telling it where to place the program in memory, least significant byte first. When it digests that information, it is prepared to load the program section itself.

After the program bytes are loaded into memory, the computer finds the checksum byte, which is a single-byte verification that the load was probably correct. All program bytes (plus the starting address bytes) that are brought into memory are totalled inside the micro-processor, disregarding the

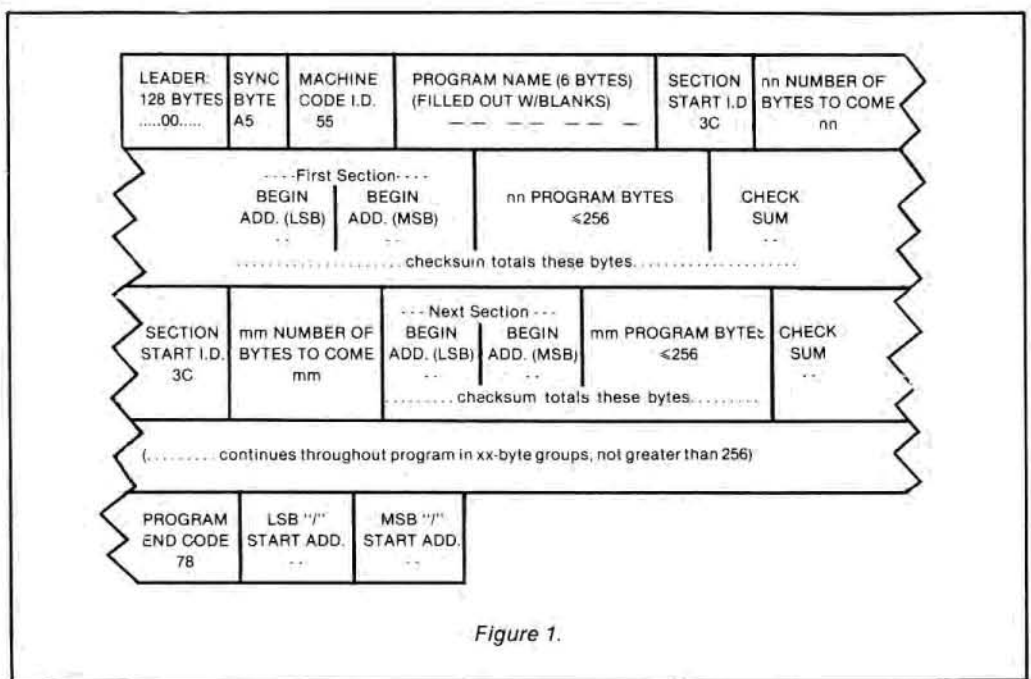


Figure 1.

carry. The result is the checksum; that unnerving C that is displayed during a system load means the loaded bytes didn't match the recorded checksum. Listing 3 presents a sample checksum of six bytes read in

from tape.

Finally, the computer will loop back to search for another section start code, or the program end code (78 hex). The remaining two bytes of the load are the program's entry address, used

when you enter a slash (/) in response to the "? prompt.

By contrast, the format of a BASIC program is quite simple: after leader and sync byte, three hex B3 bytes signal the start of a BASIC program. There is the

E · X · P · A · N · D

YOUR
TRS-80*

or

S-100


INTRODUCING THE XTD-TRS INTERFACE CARD FOR THE STD BUS

This card permits direct connection between the TRS-80* and the STD BUS system. The TRS-80* can even be used as a development system for Z-80 STD BUS. QC MicroSystems distributes a full line of STD BUS products from a number of manufacturers including Mostek, Xitex, Intelligence Systems, Advance Technology, Antona Corp. & Vector.

Xitex XTD-TRS Interface Card

INCLUDES:
Cable, ROM
Documentation

Driver Object
Cassette \$10
Diskette \$25



\$260 Includes: DDT-80 ROM

OFF THE SHELF STD BUS PRODUCTS

AVAILABLE NOW:

MDX-CPU 1	\$260	Z80 CPU/RAM/PROM
MDX-CPU 2	\$295	Z80 CPU/RAM/PROM
MDX-DRAM 8/32	\$275	Dynamic RAM
MDX-PIO	\$250	Parallel I/O
MDX-A/D 8	\$299	A/D Converters
MDX-D/A 8/12	\$594	D/A Converters
MDX-AIO	\$449	Combination I/O Converter
MDX-SIO	\$260	Serial I/O
PROM-I	\$165	PROM Programmer
MDX-EPROM/UART	\$225	Combination PROM/UART
MDX-CPM*	\$250	CP/M 2.2 Disk S.W.
TRS-PROTO 2	\$895	Includes Card Cage, CPU 2, XTD-TRS, Memory & Software

*Contact QC for Pricing Options

200 NS MEMORY!!

High speed 4116 RAMs for Maximum Reliability from your TRS-80*.


SET OF 8 FOR \$44

OTHER RAMS (MOSTEK)		\$(1-9)
4118N-4 1K x 8 250 NS		24.00
4104N-4 4K x 1 250 NS		10.50
PROMS (MOSTEK)		
2716T/J12 2K x 8 650 NS		13.75

Z80 PARTS AVAILABLE

NEW

STD BUS ENCLOSURES



Now you can select from a full line of STD BUS Enclosures & Card Cages with high efficiency switching power supplies. Available in 6, 8, 12 & 22 slot, .75" spacing and 8, 14, 28 slot, .50" spacing.

Ask For Our Full Catalog Of Products And Services

MasterCharge, Visa, American Express, Check, C.O.D. accepted. Add \$3.00 for U.S. Shipping & Handling. Allow two weeks for shipment. Min. order of \$10.00. All products covered by a 90 day OEM warranty. Prices subject to change without notice.



Overseas Inquiries Welcome!

Micro
Systems

395

P.O. BOX 401326
GARLAND, TEXAS 75040

(214) 343-1282

Ask for our complete catalogue!

```

BYTE READ FROM TAPE: 56 hex binary: 01010110
NEXT BYTE READ FROM TAPE: 22 hex binary: 00100010
FIRST SUM binary: 01111000
NEXT BYTE READ FROM TAPE: AA hex binary: 10101010
NEXT SUM: binary: 100100010
note ignored carry 1... ↑
NEXT BYTE READ FROM TAPE: C1 hex binary: 11000001
NEXT SUM: binary: 11100011
NEXT BYTE READ FROM TAPE: 80 hex binary: 10000000
NEXT SUM: binary: 101100011
note ignored carry 1... ↑
NEXT BYTE READ FROM TAPE: 33 hex binary: 00110011
NEXT SUM: binary: 10010110

```

Thus, the checksum of 56+22+AA+C1+80+33 would be 96, or binary 10010110. It's very simple to do, yet gives some continuing assurance that the program is probably going into memory correctly. The reason I say *probably* is because if the third byte above happened to be 2A instead of AA, and the fourth byte above happened to be 47 instead of C1, the checksum would still tally—and the loaded program would be wrong. Try it. By the way, a correct checksum is not an essential part of the format—as long as *some* value is in the checksum byte position, the tape will continue to load.

Listing 3.

one-character program name; two bytes giving the line's end address in hex; and two bytes giving the line number in hex. The commands, data, etc., follow, and the line is ended by a single zero byte. The process continues, and the program load ends with three zero bytes in a row. There is no checksum at any point, which is why you can get garbage loads with no warning.

If you would like to make more than one copy, or have finally loaded a tape only to accidentally begin to dump it without a tape in the recorder, there is an inconvenient yet serviceable way to accomplish a recovery. When you are back at BASIC command level, type:

```

SYSTEM [ENTER]
/17269 [ENTER]

```

The computer will return the Enter for Dump prompt. Make sure the tape recorder is in record mode and that you can monitor the sound, and hit Enter. Listen to the program dump *carefully*. When you hear an *alternating set of octave pitches* of leader length, the whole program has been dumped. You must press reset to return to command level.

The Endless Load

You will occasionally want to keep a tape loading in order to make a single dump of several programs, or to copy tapes made up of large sections divid-

ed by long blanks. To do this, you'll have to modify Babydub according to Listing 4. Load this version using the same starting address. Programs can be loaded one after another but after the first one, may not appear to be in sync. Data will look like garbage. This is because the leader and sync information of subsequent programs is being copied along with program data, rather than being used as true sync information. Ignore this apparent problem; Babydub will dump this data as is, allowing future loads to synchronize properly.

To dump the collection of taped programs, hit reset, enter

SYSTEM and /17269, and follow the instructions above for making subsequent dumps.

For Larger Systems

Changes for 32K and 48K systems are shown in Listing 5. Other than these, it is important to note that unless you have modified your expansion interface, reset does not function, so both the endless load and multiple-copy features are not useable.

Babydub is not intended to assist in the plunder of commercial programs. Duplication of programs other than as back-up copies is theft of an author's hard work. ■

BABYDUB NOTES: THE "ENDLESS LOAD"

Rewrite these lines of the machine version of BABYDUB this way

```

**20 02 CD 96 02 11 FF 7F 18 3C C5 E5 06 08 C5 F5 00
**30 00 00 00 00 00 00 00 DB FF 17 30 F6 06 41 10 FE

```

Rewrite these lines of the BASIC version of BABYDUB this way

```

120 DATA 2,205,150,2,17,255,127,24,60,197,229,6,8,197,245,0
130 DATA 0,0,0,0,0,0,0,219,255,23,48,246,6,65,16,254

```

(THE ONLY PROGRAM CHANGES ARE THE UNDERLINED BYTES)

Listing 4.

Machine version: 32K changes bytes 4326 and 439C to BF; 48K changes these bytes to FF.

BASIC version: change the fourth line of DATA (line 120), 7th value, to 191 or 255 (32K or 48K)
change the eleventh line of DATA (line 130), 13th value to 191 or 255 (ditto).

Listing 5.

THE BEST UTILITY SOFTWARE IS NOW AVAILABLE FOR THE MODEL II, AT DISCOUNT PRICES!!

MANUFACTURER	PRODUCT	CASH PRICE	CREDIT CARD PRICE
SNAPP	Extended Basic Single Modules	33.00	34.02
	Complete System	165.00	170.10
RACET	Utilities Package	131.25	135.31
SNAPP	Spooler	82.50	85.05
RACET	Development System	109.38	112.76
SNAPP	HOST II/TERM II	41.25	42.53
RACET	GSF	43.75	45.10
SNAPP	Master/Slave	123.75	127.58
RACET	DSM	131.25	135.31
SNAPP	Convert	61.88	63.79
RACET	BLINK	43.75	45.10
SNAPP	S BASIC	61.88	63.79
SCOTCH	741-0 DISKETTES	35.00	36.08

All products carry manufacturer's full warranties. Please allow 7-10 days for delivery. Please add \$2.00 shipping and handling for each order.

Software Discount
7755 E. Quincy #A4-108
Denver, Co. 80237



A YEAR'S INCOME IN 6 MONTHS BLACKJACK PLAYERS

Use our TUTOR & QUICKLY learn how to become a WINNER. Earn \$40 HOUR. Learn the SECRETS to our SUCCESS. Let our Tutors turn you into WINNERS. Our Tutor will teach you HOW TO:

- * Get your Money
- * Play each hand
- * Not get BARRED
- * Be a Business

*** BEWARE ***

Our Tutors are not!!! GAMES, They are SERIOUS TOOLS to make WINNERS out of you. The Authors have spent 7 yrs. playing & being WINNERS. How so can you. With the aid of our Tutors. Our TUTORS are based on the strategies developed by Lawrence Revere. More advanced strategies are available. Call for info. Consultation is available for you by Mail or Phone.

Free to first 100 orders Our Special Blackjack Report. Summarizes & analyze existing strategies on the market. This Special Report, will show you how to evaluate the strengths and weaknesses for evaluating their quality.

Pkg. 1 contains 10 Basic Strat tutors for AC or Nevada BDM \$24.95 For Lav II 16K, Cass. - \$29.95 for 12K disk We will pay shipping & on phone orders. Write or Call:

Micro Blackjack Systems Inc.
2800 N. Ellen St. Flagstaff, Az.
86001 502-774-5723

205

— Professional —

Real Estate Software For Apple or TRS-80

Property Management System (32K, 1 Disk Systems)

Features:

- Tenant Information
- Late Rent Reports
- YTD & Monthly Income
- Handles —
Partial Payments
Returned Checks
Advance Payments
- Prints Receipts
- 5 Digit Expense Accounts
- Building Expense Report
- Vendor Expense Report
- Income Tax Report
- All Reports Can Be Printed
- Complete Documentation
- Easy Data Entry & Edit
- 200 Units per File

Price \$225.00

Real Estate Analysis Modules:

(Cassette or Disk)

- 1) Home Purchase Analysis
- 2) Tax Deferred Exchange
- 3) Construction Cost/Profit
- 4) Income Property Cashflow
- 5) APR Loan Analysis
- 6) Property Sales Analysis
- 7) Loan Amortization

\$35 Per Module

At Computer Stores Everywhere
Or Order CDD Direct
(Cal Residents Add 6% Sales Tax)
(213) 372-9419



Dept. M 1116 "G" 8th St., Manhattan Beach CA 90266

Monitor the status of your CPU without being exposed to all that video.

See No Evil

Robert Macri
Barbara Gregory
452 W. San Rafael
Colorado Springs, CO 80905

We all have some type of video monitor. It's standard equipment today.

I prefer not to use my monitor, however, when lengthy control applications are involved. Consequently, I often wonder if the CPU is hung up, and if not, at what stage is my program?

Adding an LED display allows me to turn off the monitor but still keep an eye on things. I have built such a display into my console, controlling it with software.

Circuit Operation

The key to this circuit is using the DM 8880 decoder-driver IC (Fig. 1).

Originally designed for high voltage gas-filled tubes, the driver can perform its function with state-of-the-art, seven-segment LED displays.

The resistor used with the driver determines the sinking current of the seven individual constant-current sources. This arrangement prevents shifts in segment brightness because of the number of lighted segments. A one kilohm value insures each segment operates at 2.5 mA. Using a lower value resistor is not

recommended.

The 8212 acts as an eight-bit latch with partial decoding. The data byte is latched when inputs $\overline{DS1}$ and $DS2$ are at low and high levels, respectively. This occurs when address line A0 is high during a negative transition of the OUT control line. Data is then displayed via the BASIC output instruction.

Example 1: OUT 1, 00
 Sends Value 00 to the
 hexadecimal display.

Example 2: OUT 153, 12
 Sends decimal value 12 to
 the output, displaying a
 hexadecimal 0C.

Since the only address line utilized is A0, the specified part must be an odd value, thus placing A0 at a high level.

The mode line (pin 2) allows

data stored in the latch to be gated to the decoder-drivers. Because pin 2 is always at a high level, gating occurs spontaneously once data is latched.

Construction

The best location for this circuit is within the console. Since it requires less than 200 mA, the TRS-80 power supply can sufficiently accommodate it. The original panel LED, no longer a necessary power indicator, is disconnected.

Be sure that the most significant digit (MSD) is located to the left of the least significant digit (LSD). Reversal of the two digits is a simple error to make during assembly.

Almost any common anode seven-segment LED display is

suitable. To keep the cost relatively low, I used the MAN-1. The MAN-10, although expensive, operates more efficiently and delivers a brighter display. Other good choices include the MAN-64, MAN-72, 707 and 747. Check regularly with surplus houses for low cost components.

Depending on your selection, you may wish to add a high contrast filter. This improves the clarity of the display.

By adding a second circuit (constructed in basically the same fashion as the first) you can show continuously the time and temperature.

Whether you are efficiency-minded or just cost-conscious, an LED display with a monitor is definitely a practical tool. ■

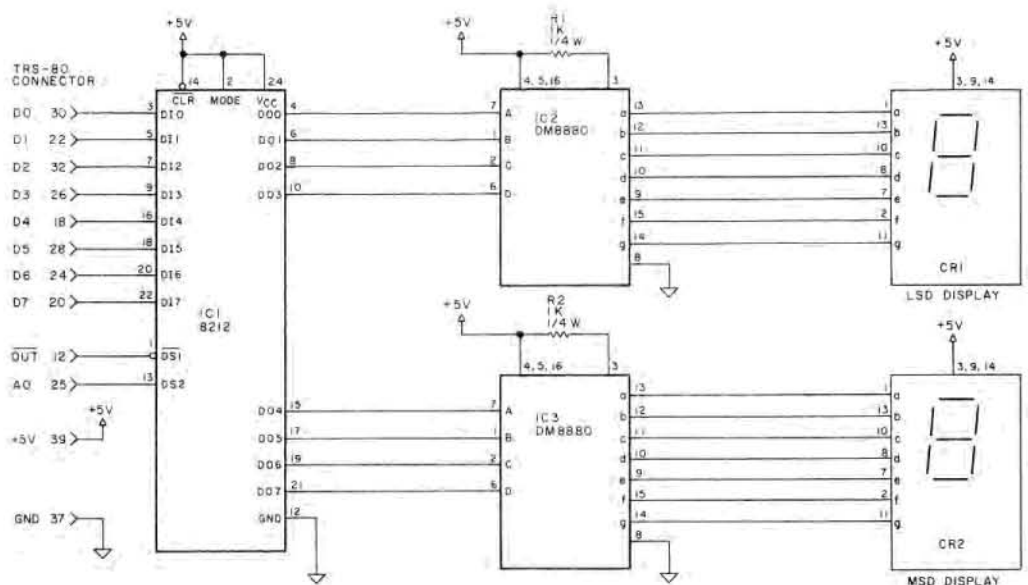



Fig. 1. Circuit Schematic

Mini-Disk Storage Systems for TRS-80* Computers

Access... Offers More. Charges less.

from
\$295



Check this line-by-line comparison of Access 5-inch mini-disk systems for Model I and Model III computers. Nobody offers more benefits, better service or lower prices.

TOLL-FREE ORDER NO.

1-800-527-4196†

(orders and literature only)

Free trial offer

Use your brand new AFD drive system for up to 15 days. If you're not completely satisfied, pack it in the original shipping container and send it back to Access. We'll refund the price of the system (less shipping charges), no questions asked. (No refund for misuse or improper handling.)

Operating burn-in test — too

Every drive that leaves Access is not only 100% electrically tested and double-checked for mechanical alignment, but it is also given a full 48-hour operating burn-in test. You'll find a test list — checked and signed by

Company/Drive Model	Price 1/	Flippy	Formatted Diskette Storage Capacity		100% Tested	48 hr. Burn-in	Warranty	Trial Period
			Dbl-Density	Sgl-Density				
40-TRACK DRIVES								
Access Unlimited								
AFD-100 [†]	\$295.00	no	180 Kbytes	102 Kbytes	yes	yes	yes	yes
AFD-100F	329.00	yes	360 Kbytes	204 Kbytes	yes	yes	yes	yes
MTI								
TF-B	339.00	no	?	?	?	?	?	no
Midwest Comp. & Per.								
MPI-B 51	321.00	no	?	102 Kbytes	?	?	yes	no
Aerocomp								
Mdl 40.1	349.95	yes	?	?	yes	?	yes	yes
CPU Shop								
CCI-100	314.00	no	?	102 Kbytes	?	?	yes	no
AMI								
40-track	325.00	no	?	?	?	?	?	no
80-TRACK DRIVES								
Access Unlimited								
AFD-200 [†]	429.95	no	368 Kbytes	205 Kbytes	yes	yes	yes	yes
AFD-200F [†]	449.95	yes	736 Kbytes	410 Kbytes	yes	yes	yes	yes
MTI								
TF-B	639.00	no	?	200 Kbytes	?	?	?	no
Aerocomp								
80-trk mdl	459.95	yes	?	?	yes	?	yes	yes
CPU Shop								
CCI-280	429.00	no	?	204 Kbytes	?	?	yes	no
AMI								
80-track	560.00	no	?	?	?	?	?	no

1 As advertised in 80 Microcomputing Jan. 1981

one of our competent technicians — in the drive carton. If a drive has latent defects, the burn-in life test will weed them out. The drives we ship just keep on running. And running. And running.

About our warranty


Venus de Milo has about the right number of fingers to count our warranty returns. Nevertheless, your new drive system is covered by our comprehensive 90-day limited warranty. The details are spelled out in the illustrated users manual included with each AFD drive system.

Software galore!

Games. Business programs. System software. We sell many of the best TRS-80* Model I and Model III programs, and at competitive prices. Make Access Unlimited your one-stop shopping center for all of your TRS-80* software, hardware and accessories. Save big! Call our toll-free order number, 1-800-527-4196† for free descriptive literature.

USE YOUR CREDIT CARD AND SAVE! VISA AND MASTER CARD CHARGES ARE NOT DEPOSITED UNTIL THE DAY YOUR ORDER IS SHIPPED. CALL NOW TOLL-FREE, 1-800-527-4196†.

the DOUBLER™




Percom's new plug-in adapter for your Expansion Interface stores almost twice the data on a diskette track as a single-density system. You can store up to four times more data — depending on the type of drive — on one side of a diskette than you can store using a standard Model I mini-disk drive. Other features: Reads, writes and formats either single or double density minidiskettes. • Runs TRSDOS*,

NEWDOS+‡ Percom OS-80™ or other single-density software without changing either software or hardware. Switch to double-density when convenient. • Includes DBLDOS™, a TRSDOS* compatible double-density operating system. • Includes on card, high-performance data separator circuit. • Installs without rewiring or trace cutting. • Introductory price, including DBLDOS and format conversion utility, only \$219.95.

▶ Permits Model III software to be read on Model I computers. ◀

DATA SEPARATOR™

This PC board plug-in adapter for the TRS-80* virtually eliminates data read errors (CRC error — Track locked out!) which occur on high-density inner disk tracks, a problem that has plagued TRS-80* systems. The Percom Data Separator™ is installed in the Expansion Interface without modifying the host system. Caution: Opening the TRS-80* Expansion Interface may void the limited 90-day warranty. \$29.95.



Disk System Interconnecting Cables

Improvement over RS cable design places drive 0, which includes the cable termination, at the end of the cable to eliminate the reflected noise of an unterminated cable. Better data integrity. Prices:

Two-Drive Cable \$24.95
Four-Drive Cable 34.95

Power Line Filter

115/250 V, 50-400 Hz. Instructions included for easy installation in standard mini-box chassis: \$19.95

Minidiskettes (Double-Density rated)

10 Disks in a convenient plastic organizer box \$34.90
Single Disk 3.49

Disk Drive ID Tabs

1" x 1/4" self-adhering plastic drive identification tabs. Compatible silver with engraved black drive number. Two tabs (Nos. 0, 1): \$2.50; three tabs (Nos. 0, 1, 2): \$3.25; four tabs (0, 1, 2, 3): \$4.50.

How to Order Order by calling Access Unlimited toll-free on 1-800-527-4196†. Mail orders also accepted. Orders may be charged to a VISA or MasterCard account or paid by a cashier's check, certified check or money order. We accept COD orders with 25% deposit. Sorry, we cannot accept personal checks. We pay shipping and insurance charges on orders over \$1,000.00. Add approximate insurance and shipping charges for under \$1,000.00. If in doubt about these charges, ask when you call in your order. Texas residents include 5% sales tax. Minimum order \$20.00. Allow 2 to 4 weeks for delivery. †Texas residents call (214) 494-0206.

ACCESS UNLIMITED

229

315 N. Shiloh · Ste. D1 · Garland, TX 75042

(214) 494-0206

† Trademark of Access Unlimited Company. *RADIO SHACK and TRS-80 are trademarks of Tandy Corporation. ‡ Trademark of Percom Data Company, Inc. § Trademark of Apparat Corporation. ALL PRICES AND SPECIFICATIONS SUBJECT TO CHANGE AND ALL OFFERS SUBJECT TO WITHDRAWAL WITHOUT NOTICE.

Level II Manual errata and other stuff.

Between the Lines

Robert McTernan
42 Aspinwall Rd.
Red Hook, NY 12571

written on tape must not exceed 255 characters, or all characters over 255 will be truncated. Key in this routine and RUN.

```
0 CLEAR1000:CLS
5 X$=STRING$(255,"1")
10 PRINT#-1,X$
15 INPUT"REWIND, PLAY & ENTER";X
20 INPUT#-1,Z$
25 PRINTX$:PRINT
30 PRINTZ$
```

The top string of 1s displayed on the screen is the one you tried to write on tape. The bottom string is what you read from the tape just written. Notice the six characters that were lost at the end of the record read from tape. If more variable names had been used in the line 20 statement, more characters would have been lost, due to memory overhead. Keep in mind that the maximum number of characters you can deal with in tape read/write operations is *not* 255, as stated, but 249, and *that* only when a single variable name is used in the tape statement item list.

The Lost Sign

To cut down the number of tape records written, variable-

length words of array data can be concatenated into a single string and then written out on tape. For numeric data, a conversion from numeric expressions to strings must precede the concatenation. When read back from tape, the string can be disassembled and reconverted to numeric expressions by using the MID\$, VAL, etc., statements. The signs of each number in the tape string serve as data separators in a disassembler routine. But watch out!

Key in this routine and RUN.

```
0 CLEAR1000:CLS
5 X = 1234:Y = 6789
10 X$ = STR$(X):Y$ = STR$(Y)
15 Z$ = X$ + Y$
20 PRINT#-1,Z$
25 INPUT"REWIND, PLAY & ENTER";X
30 INPUT#-1,A$
35 PRINTZ$:PRINTA$
40 PRINTMID$(Z$,2,2)
45 PRINTMID$(A$,2,2)
```

The top row of digits displayed is the assembled string Z\$ concatenated in line 15. This string is then written on tape and read back as string A\$. The second row of digits displayed is A\$. Note that the sign of the left value has been lost. Also the results of an identical MID\$ operation on both strings are dis-

played. It appears that leading blanks in a tape string are lost on the TRS-80. To prevent this, make the following changes to the routine and RUN again.

```
Add line 12      Z$ = " "
Change line 15 to Z$ = Z$ + X$ + Y$
```

PRINT@ Where?

One fact not in the manual concerns the PRINT@ statement. Key in the routine and RUN.

```
0 CLS
5 X = 12345
10 INPUT"ENTER POSITION";Y
15 PRINT@Y,X
20 INPUT"ENTER TO CONTINUE";Z
25 GOTO0
```

At the ENTER POSITION prompt, enter a 57. Print OK? Now enter to continue and enter a 58. Print at 58? Nope! Enter any number from 58 through 63. It appears that a numeric expression will print at a specified position only if the expression, including its trailing blank position, will fit on the line of the position specified. This may cause a problem for some applications, but can be overcome by the following: Change line 15 to PRINT@Y, STR\$(X).

During my last few months of programming, I occasionally lost time due to errors present in the Level II BASIC Reference Manual. I called the Radio Shack Hotline to verify whether my problem was due to an error in the manual or my own misinterpretation of it.

This article deals with some of the problems I experienced, and, hopefully, it will trigger similar discussions from you about your particular struggles.

Writing Tape Data

The manual states that data

PRINTTAB Where?

The manual states that if the specified position of the TAB expression exceeds 63, the data will print on succeeding lines. Using the last routine again, change line 15 to: PRINTTAB(Y)X. At the ENTER POSITION prompt, enter 45. This should print OK. Now enter to continue and enter 80. It printed at position 16 of the print line, right? Repeat and enter 144. Same place! That's unfortunate because the PRINTTAB statement is useful for formatting lines for a printer. Since most printers have more than 64-character line capability, other methods must be used to format past the 64th character.

It appears that the TAB expression, when exceeding 63, is decremented by 64 until the expression is less than 64. Then the expression is printed at that position.

DIMs Anywhere?

The manual states that DIM statements may be placed anywhere in a program. Key in the

routine and RUN.

```
0 CLEAR100
5 DEFSTRX
10 DIMXY(20,2)
15 XY(15,1)="ABCD"
20 PRINTXY(15,1)
```

If your screen displays ABCD, you're fine. Now, let's swap the statements in lines 5 and 10, then RUN. Got a BS error? When a variable is defined, following a DIM of an array variable name starting with the same character, the dimension of the array is reset to the normal array depth of 10. Therefore, always ensure that DIMs follow DEFs.

The following problem showed up so intermittently that I concluded I had a hardware problem, but actually, string concatenation was the culprit.

As I understand it, the concatenation operation sets up pointers, but doesn't clear them out until string space is exhausted. At that time, 'garbage collection' takes place to clear these pointers. This operation takes a long time. This is done outside of BASIC, which explains why the

BREAK key does not work during this apparent hang.

When I called Radio Shack on their hotline, their technician said that the problem was being addressed and would result in a 'freebie' fix. He also advised that reserving more string space would alleviate the problem. A subsequent call discounted the previous statements concerning a fix; it was then stated that this problem is not unique to the TRS-80. I haven't found a solution yet. Anyone else?

After installing the cassette drive circuitry fixes by Radio Shack, installing a TBUFF, purchase and use of quality Maxell tapes, etc., I thought my tape problems were gone. Not so!

Upon using a newly-acquired batch of Maxell C46 tapes, errors again appeared. A check of the tape revealed creases across its width. A check of previously-used C90s revealed none. A detailed response to my inquiry to Maxell stated possible causes of the problem, all

cassette drive related. Back to the hotline. Radio Shack's reply follows:

Yes. Certain model CTR-80 drives have this problem.

The symptom is known as 'dimpling'.

Yes. There is a 'freebie' fix. Just send the drive to the closest Repair Center.

Well, I did and I got the drive back fast with these replies.

Never heard of 'dimpling'.

Nothing is wrong with the drive.

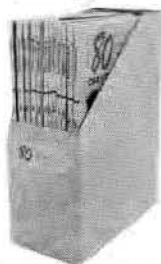
All previous fixes are already installed.

If you are still having problems with tapes, you may want to check for possible creases. However, if you have creases, I can't tell you what to do about it. Incidentally, creases occur immediately upon completion of a tape operation and not from leaving tape loaded in the drive for extended periods of time.

Radio Shack after-sale support leaves a lot to be desired. Articles like this one will have to make up for it. ■

While they last . . .

the complete year of 1980 80 Microcomputing (in its own shelf box . . . a \$2.00 value—Free) for only \$25.00.*



Did you miss the 2,256 pages of useful information published for your TRS-80** in 80 Microcomputing last year? Now is the perfect time to catch up for only \$25.00.*

In the first year of 80 Microcomputing here were 335 articles on your TRS-80—2½ times more than any other computing magazine. Also in 1980 there were new product reviews, news and columns and best of all hundreds of dollars worth of useable programs.

So to unlock the key to your TRS-80 and double its value . . . send in today for the complete year of 1980. 80 Microcomputing (in its own shelf box) for only \$25.00.*

We have a limited number of these complete sets so send in the card today or call our toll free #800-258-5473 and charge it to your VISA, MC or AE card.

*plus shipping and handling (\$3.00) **TRS-80 is a Trademark of Tandy



Yes, I want a year of 80 Microcomputing for \$25.00 plus \$3.00 for shipping and handling. Plus I'll receive a shelf box to store them in.

Check enclosed for \$ _____
Name _____
Address _____
City _____ State _____ Zip _____

Please allow 4 to 6 weeks for delivery

80 Microcomputing • 80 Pine Street • Peterborough, N.H. 03458

Toll free ordering number 800-258-5473

80BI

Wages Is Here

FOR THE TRS-80

- **Wages** MEETS PAYROLLS
- **Wages** IS GUARANTEED
- **Wages** COST ONLY
\$35.00 FOR MODEL I
(\$45.00 FOR MODEL II)

FROM
The Maine Software Library
P.O. Box 194 ✓268
Standish, Maine 04084

*A Trade name of the Tandy Corp.



CalData Systems Presents

✓294

WordMagic II

Complete WORD PROCESSING
designed specifically for
The Radio Shack TRS-80 Model II Computer

WordMagic II* is a Word Processor designed specifically for the Radio Shack TRS-80 Model II Computer.*

FEATURES INCLUDE:

- Mailing List/Labels Generation
- Automatic Merging of Mailing Data with Text Files to create "PERSONALIZED" Form Letters
- Automatic wrap-around in text entry
- Margination, Paging, Complete Cursor Movement
- Complete Editing Commands—Insertion, Global Substitution, Overwrite, etc.
- Centering, Smooth Right, Left Justify
- Table of Contents Generation
- Automatic Page Numbering
- Variable Form Lengths
- Underlining
- Line Numbering

TRS-80 is a trademark of the Radio Shack Division of Tandy Corporation.

Requires 64K Model II, TRSDOS & BASIC (not provided with WordMagic)
Introductory Pricing: \$195.00 Manual \$20. (Cal. Res. add tax)

CalData Systems



P.O. Box 178446

San Diego, CA 92117 (714) 272-2661

LEARNING TOOLS

- Spelling Primer
- Vocabulary Builder
- Crossword Generator

EACH PROGRAM FEATURES:

- HUNDREDS OF WORDS
- GRAPHIC SCORING MONITOR
- PROGRAMMABLE SPEED CONTROL

Each Program Available in 4 Levels:

Grades 1-2; 3-4; 5-6; 7-8.
(Specify Grade)

16K - LEVEL II
\$4.95 each — any two for \$7.95

DYNATEK INFO. SYSTEMS

586 CONCORD AVE.
WILLISTON PARK, N.Y. 11596

✓253 "Quality Software at Affordable Prices"

16K RAM

PLUS \$36.95
Kit includes 8 tested dynamic RAMs for memory expansion, instructions that make it very easy for anyone that's not experienced at handling, installing and testing RAMs to do the job, a RAM test program on cassette tape, etc. Completely guaranteed for 90 days. Add \$2.95 for DIP shunts needed to upgrade 4K mem only.

32K RAM

PLUS \$71.95
You get the 16K kit described above plus 8 additional RAMs.

C-10 TAPES \$5.99
You get computer quality, low noise C-10 blank cassettes with labels. Add .13 ea for plastic storage cassette box.

SOFTWARE:

RAM MEMORY TEST 1.1 The best test to find "flakey" or defective RAM \$2.95

NEWBOOT 1.2 Press a single key to load and run your directory choice, BASIC or CMD programs. Assorted display lists all programs. Gran size, free disk space, etc. Has printout command, etc. for 1 or more drives \$19.95

MEDICAL FORMS 1.2 The text editor with prepared office forms as patient history, surgery, etc. Saves the M.D. much time. A much used program by the surgeon \$49.95

MasterCharge and Visa Cardholders

Telephone (817) 246-3778

or send check or money order to:

Digital Data Supply

P.O. Box 5061, Fort Worth, Texas 76108 ✓313

(Order now, prices may change next month)

Know The Reasons Why The FORCE-80 is your "Best Buy."

FORCE-80 The computer protector.

- Power dropout protection
- Suppresses transient voltages
- Suppresses RFI
- Disc protection
- Factory warranty
- Satisfaction guaranteed
- Direct from factory

FORCE-80

Only \$121.50 plus \$5.00
shipping & handling



Check, Mastercharge, Visa accepted

(5% discount for cash)

No C.O.D.'s please



P&S Electronics, Inc.

P.O. Box 23014 Dept. EM
Nashville, TN 37202

Allow 6-8 weeks for delivery. ✓406
Add 14 days for personal checks.

DISASSEMBLED HANDBOOK FOR TRS-80

VOLUME 3—\$18. POSTPAID

Chapter 1: Writing Disassembler Programs
Chapter 2: High Speed Disassemblers
Chapter 3: Spooling Theory & Practice
Chapter 4: Port Encoders & Decoders
Chapter 5: Writing Interrupt Programs
Chapter 6: D/A Converters & Construction
Chapter 7: A/D Converters & Construction
Chapter 8: High Speed Morse Code Program
Chapter 9: Comm. Bulletin Board Systems
Chapter 10: Radio Teletype From A to Z
Chapter 11: Self-Programmed Learning Q/A
Appendix A: Volumes 1-2-3 combined index
Appendix B: Vols. 1-2-3 Pgms. on Disk \$30

VOLUME 1—\$10. POSTPAID

6th printing

VOLUME 2—\$15. POSTPAID

4th printing

—GERMAN & FRENCH LANGUAGE EDITIONS—

RICHCRAFT ENGINEERING LTD.

Drawer 1065, Wahmeda Industrial Park

Chautauqua, New York 14722

phone (716) 753-2654 for COD orders

(US funds: add \$4.50 overseas airmail) ✓276

STEPWISE

MULTIPLE LINEAR REGRESSION

Fast Compiled Machine Language
Comprehensive Data Base Manager

- Transformations
- Lags

Designate Any Variable As Dependent
At Run Time

Descriptive Statistics
Correlation Matrix

ANOVA Table

Partial Correlation Coefficients Each Step

Future Releases Are Upward Compatible
And Include: Factor Analysis, Time Series,
Linear Programming

For 2 Disk, 48K TRS-80®, With Line Printer
Write For Information On Other System
Configurations

Price \$89.00 — Documentation Only \$10.00
Visa And Master Charge Accepted

Barstrann Corporation — Dept. A ✓201

P.O. Box 265 Mid City Station

Dayton, Ohio 45402

SOFTWARE

* CRITIC

PROGRAM REVIEWS FOR THE "HO'S" *

STOP wasting your software dollars.
START getting timely, complete, understandable, objective, and critical software reviews. Subscribe NOW to the SOFTWARE CRITIC. Published bi-monthly, charter subscription only \$9 per year. (Regular \$15.00) (Canada and Mexico \$18.00, others \$24.00. Unused portion refunded if you're not satisfied. Send check or money order for \$9 to:

NEW!

SOFTWARE CRITIC
P. O. BOX 3CH
UNIVERSITY PARK,
NEW MEXICO 88001

\$9/
YR

* Currently MODELS I & III ✓220

Money, that's what. Save some with this electrical utility monitor.

Watt's It All About?

Don Hubert
613 Hartless Court
Hampton, VA 23669

If you can't beat 'em and they won't let you join 'em, then you have to outwit 'em.

Everyone is complaining about the spiraling cost of energy these days, but there is little we can do about it, except pay the bill when it comes each month. We are a people who are accustomed to use now and pay later.

Unfortunately, when you use electricity or gas in the home, you can't see how much, or where it is going until the day of reckoning when your bill for payment arrives. Your first inclination is to believe the power company made a mistake—no way could you have used that much

electricity in one month. But, alas, it is true and you did indeed use that much. So it's off to your friendly bank to float a loan so you can do the same thing next month.

No Magic Cure

This program is not a magic cure for your energy problems, nor will it give you a better rate for the electricity you consume. It will, however, give you an insight on how much energy you are using as the month progresses. It may lessen the shock when payment comes due.

Maybe you can outwit them.

The program allows you to monitor the amount of electricity used in a given period on every day, every other day, or whatever period you wish. I've found it useful to check what it really costs to run the air conditioner and clothes dryer on typical days as opposed to opening the windows or hanging the clothes out on a nice day. I al-

most wish both appliances were never invented.

You'll need to know how to read your electric meter. For some strange reason a lot of people think this is a difficult task. Some don't even know where their meter is. Next time the dog barks, go outside and you'll find the meterman.

Once you find the meter the hard part is over. There it is, five smiling faces looking at you (Fig. 1). To read it, keep two important things in mind: (1) When the pointer is between two numbers, record the smaller number,

(2) the dial on the far right is always read as zero.

You can always tell which way the dials are turning by looking at the numbers on the dial. To give you an idea of how much a kilowatt hour is, if you have a 100-watt light on for ten hours, you have used 1 KWH (Kilowatt Hour). I told you reading a meter was easy.

The bill you receive each month should show the previous reading and date, the present reading and date, plus the number of days between readings. Mine varies between 29

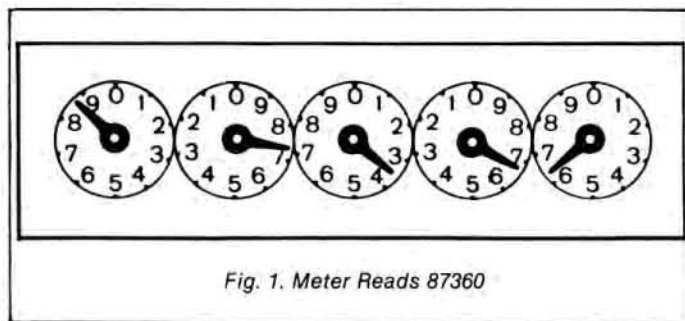


Fig. 1. Meter Reads 87360

and 32 days as a billing period.

Armed with this information, you can even check the accuracy of their computer (so far I haven't found an error in their figures).

My idea of a computer is a device into which I put a little data and it does all the work and gives me some meaningful data in return. To this end, I designed the program, so each time I want to use it, I don't need to gather a lot of input data. To use the program, all you need is two readings of your meter and the number of days between readings. The computer will give you the KWH used to date, total cost to date and average cost per day.

figure the cost, if winter rates are in effect. Lines 260-300 the actual figuring of the amount of electricity used, plus the average cost per day. Line 290 figures the total cost of actual KWHs used to date. The 5 in Line 290 is the five dollar minimum charge levied by the company.

Lines 340-390 print out the KWHs used, actual cost and average cost per day. The GOSUB statement in Line 405 is required to figure out the estimated cost, if consumption is continued at the actual rate.

On return from the subroutine, the estimated KWHs and cost are printed out.

"I've tried to detail the program sufficiently so that no matter what your rates are, . . . you can modify the program to fit your needs."

In addition, it will figure out your total KWH and cost for the billing period, if you maintain this rate of consumption.

The Program

The program is written in TRS-80 Level II using standard functions and statements which should be easily converted to other types of BASICS. The program makes use of the CHR\$ function and print-using statement, which adds a little class to the printout.

Line 100 is the image line for the print-using statement that adds the \$ sign and shows the cost to two decimal places. Line 110 is needed if the electric rate differs from summer to winter as it does in Virginia, where I live.

Lines 130-170 set up the required input data. Lines 190-230 separate the amount of kilowatts used, according to the rates established by the local power company. Lines 240 and 250 are the cost per KWH as used by the company, VEPCO (Virginia Electric and Power Company), and are current as of 1 Feb 80. Line 270 branches to

Line 391 sets up my billing period as every 32 days, and adjusts the printout if the period is greater. You can change Z to reflect your normal billing period as necessary. REM lines 480-530 show how the cost per KWH is used in the program for summer and winter rates.

Lines 240 and 250 show the cost of power for each category. As the rates change, these two lines must be changed to maintain the program in a current status.

I've tried to detail the program sufficiently so that no matter what your rates are, or how they are applied, you can modify the program to fit your needs.

Conclusion

Some experts will tell you it costs less to keep your air conditioner running all day, even though no one is in the house, than it does to turn it off and restart it after you get home after work. I don't know who is right, but I intend to find out.

We may not be able to beat 'em, but we sure can try to outwit 'em. ■

Program Listing

```
10 CLS:PRINT CHR$(23)
20 PRINT"* * * ENERGY MONITOR * * *"
30 PRINT
40 PRINT"TO USE THIS PROGRAM, YOU MUST"
50 PRINT"TAKE TWO READINGS OF YOUR "
60 PRINT"METER AND KNOW THE NUMBER OF"
70 PRINT"DAYS BETWEEN READINGS":PRINT:PRINT
80 INPUT"PRESS ENTER TO CONTINUE";Z$
90 CLS:PRINTCHR$(23):PRINT" OR YOU MAY CHECK YOUR"
91 PRINT" FINAL BILL":PRINT
92 INPUT"PRESS ENTER TO CONTINUE";Z$;CLS
93 INPUT"TO CHECK FINAL BILL ENTER 1, ELSE PRESS ENTER"
;Y

100 A$="$$#####.## DOLLARS"
101 CLS:IF Y=1 GOTO600
110 INPUT"FOR MONTHS JUNE THRU SEP,TYPE 1,ELSE PRESS EN
TER";M1
120 PRINT
130 INPUT"ENTER FIRST READING ";R1
140 PRINT
150 INPUT"ENTER SECOND READING ";R2
160 PRINT
170 INPUT"ENTER NUMBER OF DAYS BETWEEN READINGS ";D
175 CLS
180 KW=R2-R1
185 IF FK>0 THEN KW=FK
190 IF KW>600 THEN A=600 ELSE A=KW
200 B=KW-A:IFB>0 THEN B=B ELSE B=0
210 IF B>900 THEN B=900 ELSE B=KW-A
220 C=KW-1500
230 IF C>0 THEN C=KW-1500 ELSE C=0
240 O=.06638:P=.05334:Q=.04289
250 M=.06024:N=.06924
260 TK=A+B+C
270 IF M1=0 THEN 285
280 C1=M*A:C2=N*B:C3=O*C:GOTO 290
285 C1=M*A:C2=P*B:C3=Q*C
290 CD=C1+C2+C3+5
295 IF FK>0 GOTO655


300 CP=CD/D
330 PRINT
340 PRINT"YOU HAVE USED ";TK;" KWH'S IN";D;" DAYS AT A
COST OF"
350 PRINTUSING A$;CD
360 PRINT
370 PRINT"THATS AN AVERAGE OF";
380 PRINTUSING A$;CP;
390 PRINT" PER DAY"
391 Z=32:IF D>Z THEN Z=D
400 PRINT:EK=(TK/D)*Z
405 GOSUB1010
410 PRINT"BASED ON THE ABOVE,IT IS ESTIMATED YOU WILL"
420 PRINT"USE ";EK;"KWH'S THIS MONTH AND YOUR NEXT"
430 PRINT"VEPCO BILL WILL COST YOU "
440 PRINT:PRINTUSING A$;EC;:PRINT" BASED ON ";Z;" DAY
READING"
441 PRINT
442 INPUT"DO YOU WISH ANOTHER RUN ,YES OR NO ";R$
443 IF R$="YES" GOT093
444 CLS:PRINTCHR$(23):PRINT"GOOD-BY FOR NOW"
445 PRINT
450 END
480 REM * * RATES FOR KWH * * *
490 REM M=COST PER EACH KWH FOR FIRST 600 KWH -ALL YEAR
500 REM P=COST PER EACH KWH FOR NEXT 900 KWH -OCT THRU
MAY
510 REM Q=COST PER EACH KWH OVER 1500 KWH -OCT THRU MAY
520 REM O=COST PER EACH KWH OVER 1500 KWH -JUN THRU SEP
530 REM N=COST PER EACH KWH OVER 900 KWH -JUN THRU SEP
540 END
600 INPUT"ENTER TOTAL KWH'S SHOWN ON BILL";FK
610 PRINT
620 INPUT"ENTER NUMBER OF BILLING DAYS";D
630 PRINT
640 INPUT"FOR MONTHS JUNE THRU SEP, TYPE 1, ELSE PRESS
ENTER";M1
645 GOTO185
650 GOSUB1010
655 CLS:PRINTCHRS(23)
660 PRINT"YOUR BILL SHOULD SHOW A TOTAL "
661 PRINT:PRINT"COST OF"
670 PRINTUSINGA$;CD:PRINT:PRINT "FOR ";D;" DAYS"
671 PRINT:PRINT

1000 END:REM FIGURE ESTIMATED COST
1010 IF EK>600 THEN A=600 ELSE A=EK
1020 B=EK-A:IF B>0 THEN B=B ELSE B=0
1030 IF B>900 THEN B=900 ELSE B=EK-A
1050 IF C>0 THEN C=EK-1500 ELSE C=0
1060 IF M1=0 THEN 1080
1070 C1=M*A:C2=N*B:C3=O*C:GOTO1090
1080 C1=M*A:C2=P*B:C3=Q*C
1090 EC=C1+C2+C3+5
1095 RETURN
```

meet a REAL PLUS




Model II 64K \$3375



Pocket Computer \$199



Color Computer 4K \$310



Model III 16K \$859

check out these
unusual package
values for price
and warranty

Here are just a few of our fine offers . . .
call toll-free for full information.

COMPUTERS

Model II 64K	\$3375
Model III 4K LEV I	599
Model III 16K	859
Model III 32K	989
+ Model III 32K	929
Model III 48K	1099
+ Model III 48K	999
Model III 32K	
2 Disc & RS232 c	2149
Color Computer 4K	310
Color Computer 16K	439.95
+ Color Computer 16K	399.95
Color Computer 16K	w/extended basic 489
Pocket Computer	199
VIDEOTEX	329
APPLE 48K only	1119
ATARI 800 16K	789

+ Computer Plus New Equipment.
180 Day Extended Warranty

PERIPHERALS

Expansion Interface 0K	\$249
Expansion Interface 16K	359.95
+ Expansion Interface 16K	339
Expansion Interface 32K	469.95
+ Expansion Interface 32K	399
16K RAM N.E.C. 200 N.S. chips	49

MODEMS

Lynx Direct Connect	219
COMM 80 Interface	159.95
Chatterbox Interface	259.95
Telephone Interface II	169

PRINTERS

Line Printer IV	849
Daisy Wheel II	1695
Line Printer VI	999
NEC Spinwriter 5530	2650
OKI DATA Microline 80	595
EPSON MX80	545

DISK DRIVES

Model III 1-Drive	712
PERCOM TFD 100	389
TEAC 40 Track	319

MODEL I 32K E.I.,
1st. Drive, Line Printer IV,
10 Diskettes Pure R.S. \$1875
combined warranty 1699

MODEL II 64K w/2 Disks,
Daisy Wheel II, Scripsit
Pure R.S. 6350

MODEL III 48K, 1st. Drive,
Line printer IV, Scripsit Word
Processor, 10 Diskettes
Pure R.S. 2800
combined warranty 2699

COLOR COMPUTER 16K CC
w/extended basic cassette
recorder, joy sticks, dust cover
Pure R.S. 569

POCKET COMPUTER w/interface
Pure R.S. 239

ATARI
48K Atari 800, Atari 825 Printer,
Atari 810 Disk Drive 2125

APPLE
48K Apple II & Apple II Disk
w/controller, D.O.S. 3.3,
Printer Card and Cable,
Epson MX80 Printer 2350

call TOLL FREE
1-800-343-8124

computer plus

Write for your
free catalog ...

Dept. D
245A Great Road
Littleton, MA 01460

✓ 130

DEALER INQUIRIES ARE INVITED (617) 486-3193

Prices subject to change without notice.
Not responsible for typographical errors.

TRS-80 is a registered trademark of Tandy Corp.

Sail from SCRIPSIT to DOS without losing text—No jibe!

Scrip Patch

Daniel B. Allred
13 Larkspur Circle
Pease AFB, NH 03801

Out there in a sea of software float programs with various berths.

There are those that are true classics. They are cherished and passed from System 360 to 370, Model I to Model II, and 8080 to 8085.

This particular program, however, doesn't sail tall among such giant hulks—it is only intended for one time use. It does serve a useful, if limited, function, however, to a small wavelet of the computing public.

The purpose of this program is to patch Scripsit so it may be exited to DOS to perform a number of tasks (even run a small BASIC program!) without loss of text. There is provision in the patch to re-initialize it if the text area has been overwritten, or if it is the first time Scripsit

has been used since powering up the system.

The modification is done in the following steps:

1) From DOS, with Scripsit in drive 0, type: RENAME SCRIPSIT/LC TO SCR/CMD. This must be done because the length of the DOS command is important to the patch.

2) Get another disk, with Disk BASIC 2.2, and bring up BASIC (FILES and MEM SIZE default by pressing ENTER).

3) Carefully type the BASIC program in Program Listing 1. *Do not run yet!*

4) Place disk with newly-RENAMED SCR/CMD program in drive 0. (It is easier for you to do this than to type in INPUT prompts to the BASIC program telling you to do it anyway.)

5) Type RUN.

6) If an error is made in typing the data, you'll get a checksum error message. Recheck your data. If not, the modification is complete and you can try out

your new Scripsit.

Scripsit (now summoned by typing SCR) has been modified to recognize the DOS command SCR * (one space between R and *). This is a request for program reentry. When DOS activity is desired while in Scripsit, exit the program normally to DOS by typing END.

When all the work is completed, type SCR * from DOS and everything should be left exactly the same—tabs and all!

For those with special printer driver routines: as long as there are no conflicts with memory area (this routine lies between hex 7AA4 and 7AC3, and uses lo-

cation 7C00), your special driver routine can be included by doing the following:

1) Creating a modified program exactly as above.

2) RENAMEing SCR/CMD to whatever you are going to use in your driver routine.

3) Changing Scripsit entry point defined in the driver to 7AA4 (previously 5200).

4) Giving driver a three-letter name (like DRV/CMD)

Now, if reentry is desired, type from DOS your file name plus one space then * (e.g.: DRV*).

Assembly Language Patch

For those familiar with as-

```
10 OPEN"R",1,"SCR/CMD"
20 GET1,42
30 T = 0 : FORI = 73TO114 : READJ : T = T + J : POKE&H66DF + I,J
40 NEXT
50 IF T = 3486 THEN 70
60 CLOSE : PRINT"CHECK YOUR DATA WITH LISTING" : PRINT : LIST100 -
70 PUT 1,42 : CLOSE
100 DATA 1, 36, 164, 122, 58, 28, 67, 254, 42, 32
110 DATA 7, 58, 0, 124, 254, 4, 40, 8, 62, 4, 50
120 DATA 0, 124, 195, 0, 82, 33, 192, 82, 229, 62
130 DATA 139, 50, 28, 67, 195, 221, 82, 2, 2, 164, 122
```

Program Listing 1. Scripsit Modification

```
ORG 7AA4H
START LD A,(SW1) ; Was there an asterisk in
CP 2AH ; the DOS command?
JR NZ,BP1 ; If not, initialize
LD A,(SW2) ; Is there still a 04 in 7C00?
CP 4
JR Z,BP2 ; If so, prepare for re-entry
BP1 LD A,4
LD (SW2),A ; Write 4 into 7C00
JP 5200H ; Initialize SCRIPSIT
BP2 LD HL,52C0H
PUSH HL ; Copy SCRIPSIT internal condition
LD A,8BH ; Shift up-arrow code
LD (SW1),A ; Eliminate asterisk in command buffer
JP 52DDH ; Jump into program
BUF EQU 4317H ; DOS 2.2 Command Buffer start
SW1 EQU BUF + 5 ; Fifth position in DOS command buffer
; - this location will be checked for
; presence of asterisk. (Hex 2A)
; Change this number for different
; position in buffer.
SW2 EQU 7C00H ; If this area overwritten while
; outside SCRIPSIT, chances are that
; data is now useless!!!
END START
```

Program Listing 2. Assembly Language Equivalent of Patch

sembly language: This patch tacks an extra 34 bytes on to Scripsit and changes the entry point to hex 7AA4. It first checks the DOS command buffer for an asterisk (hex 2A). If an asterisk is there, it checks if memory location 7C00 has hex 04 in it. If both conditions are met, the accumulator will get the shift-up arrow code and jump into the program right after the keyboard scan routine.

If the conditions are not met, location 7C00 will get hex 04 written into it, and Scripsit will initialize. The assembler code equivalent to the patch is in Program Listing 2.

The assembly language program is sandwiched between two sets of four-byte disk-loading pointers. The pointers are used by DOS for proper loading of programs. They can be found in the DATA statements in the BASIC program. The pointers are in the following format:

- Byte 1: Type pointer (1 = more data 2 = EOF)
- Byte 2: Quantity of bytes

following this byte until next pointer block. If there is more data to be read, the loader will decrement this number for each byte, but will not start testing for zero until one byte of data has been read. This means that a 2 in this position will read 256 + 2, or 258, bytes.

Byte 3: LSB of this data block loading start (if EOF, program entry point)

Byte 4: MSB of this data block loading start (if EOF, program entry point)


The BASIC program alters Scripsit by GETting, POKEing, then PUTting back the last record of the program. It effectively cancels Scripsit's EOF pointer and tells the DOS to read an additional 34 bytes starting at location 7AA4. It then writes a new EOF pointer with a new start address.

The necessity of Disk BASIC 2.2 is that the first byte of file one always lies at address hex 66DF, and the BASIC program uses this value. ■

for the TRS-80 from Micro-Mega

CASSETTE CONTROL UNIT

• Speed up your cassette tape handling • Pinpoint program locations on tape with an audio monitor • Get protection from recording and playback glitches resulting from ground loops • Eliminate the tedious plugging and unplugging of recorder cables. The Micro Mega Cassette Control Unit does all this and more. You get instant manual control of the recorder at the flick of a switch. Want to find the beginning or end of a program? Flick another switch and you'll hear it. All cables remain plugged in all the time. The Micro Mega Cassette Control Unit does a lot to improve the appearance of your TRS 80 system. As shown, it's in a 2 1/2" x 5" box which snugly fits between the keyboard and your recorder. There is no need to move the recorder, and all cables come neatly into the unit. The Cassette Control Unit is tailored to the CTR 41 recorder, but may be used with most other recorders as well.



CASSETTE CONTROL UNIT.....\$37.95
Add \$1.00 for postage and handling

CPU MONITOR

Ever find yourself with a blank screen wondering what your computer is up to? The Micro-Mega Monitor can tell you, for example: • If your CPU is in a loop with no exit • When a long sort is nearing completion, or • If a key-bounce during keyboard input. The CPU Monitor lets you listen to all CSAVES and CLOADs and will help you quickly find the correct recorder volume setting. If you have an expansion interface, you will always know whether the real time clock is on or off because you can hear it.

The Micro-Mega CPU Monitor gives a voice to the 2.80 microprocessor in your TRS-80 by using AM radio circuitry to pick up the computational rhythms of the CPU, which are amplified and played through a loudspeaker. The pickup unit of the CPU Monitor, shown at left in the photo, goes under your TRS-80 keyboard. It is connected by a 36" cable to the speaker and control unit, which includes an on/off volume control and an LED "power-on" indicator. The Monitor is powered by an AC adapter, shown at right in the photo. No batteries are needed and no electrical connections to your TRS-80 are required.



By listening to the CPU Monitor, you will soon become familiar with the "personalities" of the programs you run and whether they are executing in a normal way. (See "Gaming Environment" below.)

CPU MONITOR.....\$47.95
Add \$2.00 for postage and handling

THE ORIGINAL GREEN-SCREEN

The eye-pleasing Green-Screen fits over the CRT of your TRS-80 Video Display and gives you improved contrast with reduced glare. You get bright, luminous green characters and graphics like those featured by very expensive CRT units. The Green-Screen is closely matched to the color and texture of the TRS-80 Video Display and improves the overall appearance of your system. It is attached with adhesive strips, which do not mar your display unit in any way. The Micro Mega Green-Screen gives improved video display visibility for all applications and is especially effective in creating dramatic high impact displays for computer games. (See "Gaming Environment" below.)



THE GREEN-SCREEN.....\$13.95
Add \$1.00 for postage and handling

THE ULTIMATE STAR TREK PACKAGE

Tired of initial computer games? This complete Star Trek package will provide you with endless fascination and challenge. In addition to the program cassette, it includes comprehensive instructions, a part of "Voyage Log" record sheets, and a free-standing "Torpedo and Maneuvering Chart."

The package is built around the latest version of Lance Micklus' incomparable Star Trek II, a 13,000 byte program with a host of subtle and imaginative features, which include numerous dynamic and spectacular graphic displays. Star Trek II puts you in command of the Enterprise cruising in a galaxy of 192 quadrants filled with uncharted hazards, including hostile Klingons, pulsars, and black holes. You have at your disposal scanners, various weapons and defense systems, onboard computers, and a loyal crew. (You will need them all to survive the Klingons.)

Your mission is to visit the region of Klingons and to locate five inhabitable planets, all within 300 starflats, before returning to Star Fleet Headquarters, where your overall effectiveness as a starship commander will be scored. High scores are possible only with careful planning and effective battle tactics. The "Voyage Log" sheets will guide your strategy, and the "Torpedo and Maneuvering Chart" will give you a vital edge in combat. (When you engage three Klingon ships you can't afford to miss.)



STAR TREK PACKAGE (for Level II, 16K only).....\$22.95
Add \$1.00 for postage and handling

CREATE YOUR OWN SPECTACULAR GAMING ENVIRONMENT (and save \$5.00)

The Enterprise is in battle trim with deflector shields at full power. As her captain, you are taking her into combat. The battle stations ring yours in your ears and "CONDITION RED" flashes on your monitor screen. You call for warp drive and key in the coordinates of the quadrant where your scanners have detected Klingon ships. As you select the warp factor, you hear the reassuring clicking of your navigational gear as it activates the warp drive.

Suddenly, you break out of hyperspace and your monitor displays the chilling sight of three Klingon Battle Cruisers floating on your screen! Their evil shapes glow in luminous green against the black void of space. Moments later, you hear the characteristic rasping sound of Klingon laser weapons, and, as you watch, high-energy beams come knitting toward the Enterprise in succession from each of the Klingon ships.

You have been hit! You hear the dismal sound of the damage control alarm as "DAMAGE TO WARP DRIVE" and "DAMAGE TO PHASERS" flash on your screen. The Klingons have stopped firing! The Enterprise is crippled, but your best weapon is still intact, and it's your turn now! You key in the command for photon torpedoes. As your screen again displays the position of the Klingon ships, you select a firing vector from your torpedo chart and key it in. Now you hear the buzz of your photon torpedo as you see it speeding toward a Klingon ship. It strikes him dead center! As you watch, the Klingon Battle Cruiser disintegrates, accompanied by a satisfying crackling sound.

Does the above scenario sound far-fetched? Not at all. It's a small sample of what you will experience with Micro-Mega's Gaming Environment, which consists of: • THE STAR TREK PACKAGE • THE GREEN SCREEN and • THE CPU MONITOR. The fast-paced and dynamic action reflects the superb Star Trek II program together with the "Voyage Log" and "Torpedo Chart" of the Star Trek Package. All of the unique graphic displays are greatly enhanced by the Green-Screen. Finally, the uncanny sound effects are produced by the CPU Monitor, which faithfully picks up the FOR NEXT loops and other CPU patterns, which create the distinctive alien sounds that accompany the ALERT and DAMAGE messages along with the harsher notes of the weapons salvo. Once you've tried it, you won't any longer be satisfied with silent computer games.

Remember that, with the Gaming Environment you also get all of the other excellent features of the CPU Monitor and the Green-Screen for non-gaming applications. You also save \$5.00 off the combined cost of the individual items.

GAMING ENVIRONMENT.....\$79.85
Add \$3.50 for postage and handling

Terms: Check or money order, no CODs or credit cards, please. Add amount shown for postage and handling to price of the item. All items shipped within 48 hours by first class or priority mail. Virginia residents, add 4% sales tax.

✓29

Micro-Mega • P.O. Box 6265 • Arlington, Va 22206

FIXED ASSET ACCOUNTING

Stop paying high professional fees for clerical work. This extremely flexible system will maintain all records which are related to fixed assets and depreciation.

- * Any method: straight line, declining balance, ADR, sum of the years digits
- * Projects depreciation for current & future years
- * Complete audit trail with detailed fixed asset ledger, acquisition and disposal reports
- * Computes investment tax credit and additional first-year depreciation
- * Provides reports summarized by general ledger account, asset group, department, and more

System requirements are 32K and two or more disk drives for Model I, 64K with one or more disc drives for the Model II, and 32K with at least one disk drive for the Model III. All versions require Disk Basic and will run under either TRSDOS or NEWDOS.

FAAS-1 For Model I	\$ 149
FAAS-2 For Model II	\$ 189
FAAS-3 For Model III	\$ 149

CASH FLOW PROJECTION

Get control over your personal finances. This easy-to-use system maintains a detailed analysis of your future cash requirements and estimated income, tracking the information you need to schedule payments, avoid minimum balance fees and forecast the amount of your uncommitted funds at any point in time for at least a year into the future. The tape versions require 16K & either Level II or Model III Basic. Disc versions require 32K, Disc Basic, at least one drive and will run under TRSDOS or NEWDOS.

Tape Versions		Disk Versions	
TCASH-1 For Model I	\$ 19.95	DCASH-1 For Model I	\$ 24.95
TCASH-3 For Model III	\$ 19.95	DCASH-3 For Model III	\$ 24.95

C.O.D. \$2.50 ADDITIONAL CONN. RESIDENTS PLEASE ADD SALES TAX

THE SYSTEMWORKS ✓ 5

P.O. Box 359 Flood Road Marlborough, Conn. 06447

Combine accurate flight characteristics with the best in animation graphics and you'll have SubLOGIC's

T80-FS1 Flight Simulator for the TRS-80

SubLOGIC's T80-FS1 is the smooth, realistic simulator that gives you a real-time, 3-D, out-of-the-cockpit view of flight.

Thanks to fast animation and accurate representation of flight, the non-pilot can now learn basic flight control, including take-offs and landings! And experienced pilots will recognize how thoroughly they can explore the aircraft's characteristics.

Once you've acquired flight proficiency, you can engage in the exciting British Ace 3-D Aerial Battle Game included in the package. Destroy the enemy's fuel depot while evading enemy fighters.

Computer and aviation experts call the T80-FS1 a marvel of modern technology. You'll simply call it *fantastic!*

Special Features:

- 3 frame-per-second flicker free animation
- Maximum transfer keyboard input
- Constant feedback cassette loader

Hardware Requirements:

- Radio Shack TRS-80, Level 1 or 2
- 16K memory
- *Nothing else!*

\$25
Only

See your dealer or order direct. For direct order, include \$1.25 and specify UPS or first class mail. Illinois residents add 5% sales tax. Visa and Mastercard accepted.



sub**LOGIC**

Communications Corp.
Box V, Savoy, IL 61874
(217) 359-8482
Telex: 206995 ✓150

Fantastic New Tool

for
Voice Synthesis
NO EQUAL ON THE MARKET

This peripheral adds high quality communication to the following:

- TRS-80
- S-100 Bus systems
- Other 8 bit processors

The TLP-52 can give:

- High quality speech (up to 800 words)
- Phonetic speech (unlimited vocabulary)
- Software generated speech
- Voice recognition
- From \$200

For more information contact:

The Learning Place ✓198
5620-176th S.W.
Lynnwood, Washington-98036

SCHOOLMASTER

Record Keeping Made Easy!

- Analyzes grade assignments
- Keeps a cumulative grade list
- Maintains current averages
- Prints class lists; progress reports

SCHOOLMASTER is designed to replace or supplement most of the functions of the gradebook. In addition, it serves the function of analysis of scores and grades, and automates the process of producing individual progress reports. Requires 32K disk system; is compatible with NEWDOS, NEWDOS/80 and TRSDOS. \$24.95 on disk. Manual alone, \$1.00.

Please send Schoolmaster to:

Name: _____
Address: _____
City: _____
State, Zip: _____



1806 Ada Street
Lansing, MI 48910
Ph. (517) 487-3358 or
(517) 485-0344

✓138

Add \$2.00 for crush-proof box and postage; \$1.50 for COD. 4% for Master Charge or Visa. PO's welcome.



OF PROGRAMS THAT TREAT YOU LIKE AN IDIOT, WASTING TIME & MONEY??
RANDOM ACCESS PAYROLL

- NO Complicated Initialization
- EDIT & LIST
- QUARTERLY Reports
- PROGRAM Loads In Less than 30 sec.

PAY ANY EMPLOYEE ANYTIME

- SALARIED OR HOURLY
- COMPLETE including EIC
- PRINTS on NEBS9020 CHECKS
- NO SPECIAL PAYROLL CHECKS
- SPECIAL HOURS—SPECIAL PAY
- TWO SAVINGS—INCLUDING RIA
- STATE TAX—WORKMENS COMP.
- CLASSED BY Occupation or Dept.
- PAYSTUB Shows Year-to-date
- No Filenames—All Automatic

SEND YOUR STATE TAX SCHEDULE

- We'll Customize for your State Tax

WRITTEN IN BASIC FOR COMPLETE CONTROL

Documentation & Disk \$55.00
Documentation only \$10.00-credit to purchase

MASS ADD 5% or Exempt number Requires:

Min. 32K-1 Drive-Printer = 50 EMP
48K-2 Drives-Printer = 100 +
TEL. 7 AM-9:30 PM EASTERN
(617)-359-2364/6370

MEDFIELD ✓421

COMPUTER SOFTWARE

39 GREEN ST., MEDFIELD, MA 02052

Why not use decimal, hex and octal constants in Level II BASIC?

Constant Alternatives

Evan C. Hand, Sr.
RR #4, Box 185
Loogoote, IN 47553

Performing logical operations with the TRS-80 in Level II BASIC requires the use of decimal integers. With these, however, a programmer may find it difficult to see the relationship between the resulting operands. Hexadecimal and octal numbers are better suited to these operations.

Here is a machine language program (CVDNUM) that provides a convenient means for entering alternate number types. CVDNUM allows you to use decimal, hex and octal numeric constants in these and other TRS-80 functions.

In Level II BASIC, using PEEK and POKE to access and change memory locations seems simple enough when using decimal integers. Consider what occurs when you exceed 32767 in the address value of these commands (See the Level II BASIC Reference Manual, first edition, pages 8-5 and 8-6.).

PEEK and POKE require

signed integer address values. Executing PEEK(32768) or any value greater than 32767 in the address value will result in an OV ERROR. Level II BASIC will perceive values above 32767 as single precision numbers.

To access memory locations above the maximum positive integer value allowed, the Level II BASIC reference manual suggests you use the following formula: $-1 \cdot (65536 - \text{desired address}) = \text{the correct PEEK and POKE address}$.

The result of this operation is a signed 2's complement value (internal to the computer). Values greater than 32767 represented as an integer number must be in 2's complement form for the correct address value to be entered.

This is a very cumbersome approach to handling integer values above the allowed maximum. It would be nice to be able to directly enter positive integer values greater than those allowed. Read on and see how you can do this.

The Program: CVDNUM

CVDNUM is a machine lan-

guage program that links itself to the Level II BASIC interpreter, providing the programmer with three formats to input constants: decimal, hex and octal.

CVDNUM is accessed by prefixes: &D for decimal, &H for hex and &O for octal. The ASCII source constant to be converted immediately follows the prefix (D, H or O). It must be compatible with the operation to be performed. The rules that apply for the same Disk BASIC functions also apply to CVDNUM (See the TRSDOS and Disk BASIC reference manual, pages 7-6 and 7-7.). There are only slight differences.

My program explanation assumes the reader has an elementary understanding of the mechanics of number base conversions. All the routines utilized in CVDNUM will convert numeric constants into an equivalent binary value. Binary conversion is a convenient denominator for the three number types. Also, the interpreter expects to see CVDNUM return a value in binary.

Let's take a look at the decimal conversion routine. The Lev-

el II ROM contains a subroutine to convert an ASCII decimal constant into its binary equivalent, and is used by CVDNUM to eliminate software duplication. There's one drawback: The routine will not accept a decimal value greater than 65529. This means that 65530 through 65535 cannot be converted by the decimal routine, only a slight hindrance, since the hex and octal functions will convert their equivalent values properly.

Since each digit in a decimal constant string is a factor of 10 (10000, 1000, 100, 10, 1), the individual digits must be separated and weighted by this factor. The operation starts with the most significant digit first, and works through to the least significant digit. A partial result is maintained and used to work out the binary equivalent.

When a digit is obtained from the ASCII decimal constant, it is temporarily stored and the partial result is multiplied by a value of 10 (weighted). After the partial result is put in proper perspective the new digit is added. If there are further digits to convert, the process is repeated.

```

00010 ; NUMERIC CONSTANTS ROUTINE
00020
00030 ; WRITTEN BY EVAN C. HAND SR.
00040
7FAB 00050 ORG 7FABH ;MEMORY SIZE = 32682
00060
7FAB D7 00070 CVDNUM RST 10H ;FIND NEXT BYTE
7FAC 110000 00080 LD DE,0000H ;CLEAR "DE"
7FAF FE48 00090 CP 'H' ;HEXADECIMAL ?
7FB1 2815 00100 JR Z,HEX ;YES, GO TO IT
7FB3 FE4F 00110 CP 'O' ;OCTAL ?
7FB5 282F 00120 JR Z,OCT ;YES, GO TO IT
7FB7 FE44 00130 CP 'D' ;DECIMAL ?
7FB9 C24A1E 00140 JP NZ,1E4AH ;NO, ILLEGAL FUNCTION
7FBC CD5E1E 00150 DEC CALL 1E5EH ;CONVERT ASCII TO BINARY
7FBF EB 00160 EX DE,HL ;PUT BINARY INTO HL
7FC0 CD9A0A 00170 LDINT CALL 0A9AH ;PERFORM INTEGER LOAD
7FC3 EB 00180 EX DE,HL ;RESTORE PROGRAM POINTER
7FC4 C9 00190 RET ;RETURN TO "BASIC"
7FC5 C3B207 00200 OVERR JP 07B2H ;OVERFLOW ERROR
7FC8 D7 00210 HEX RST 10H ;FIND NEXT BYTE
7FC9 EB 00220 EX DE,HL ;SAVE PROGRAM POINTER IN DE
7FCA 300C 00230 JR NC,ALPHA ;GO TEST FOR "A-F"
7FCC E60F 00240 AND 0FH ;MASK OUT MSB
7FCE 0604 00250 SHIFT LD B,04H ;LOAD SHIFT COUNT
7FD0 CDFA7F 00260 CALL SHFLFT ;SHIFT RESULT IN "HL"
7FD3 B5 00270 OR L ;MERGE NEW BYTE
7FD4 6F 00280 LD L,A ;SAVE RESULT
7FD5 EB 00290 EX DE,HL ;RESTORE PROGRAM POINTER
7FD6 18F0 00300 JR HEX ;LOOP
7FD8 2BE6 00310 ALPHA JR Z,LDINT ;FINISHED, LOAD RESULT
7FDA FE41 00320 CP 'A' ;CONTROL ?
7FDC 38E2 00330 JR C,LDINT ;YES, EXIT
7FDE FE47 00340 CP 'G' ;ALPHABETIC ?
7FE0 30DE 00350 JR NC,LDINT ;YES, EXIT
7FE2 D637 00360 SUB 37H ;CONVERT TO BINARY
7FE4 18E8 00370 JR SHIFT ;LOOP
7FE6 D7 00380 OCT RST 10H ;FIND NEXT BYTE
7FE7 EB 00390 EX DE,HL ;SAVE PROGRAM POINTER IN DE
7FE8 30D6 00400 JR NC,LDINT ;FINISHED, LOAD RESULT
7FEA FE38 00410 CP '8' ;> ?
7FEC 30D7 00420 JR NC,OVERR ;YES, ERROR
7FEE 0603 00430 LD B,03H ;LOAD SHIFT COUNT
7FF0 CDFA7F 00440 CALL SHFLFT ;SHIFT RESULT
7FF3 E60F 00450 AND 0FH ;MASK ASCII BITS
7FF5 B5 00460 OR L ;MERGE NEW WITH OLD
7FF6 6F 00470 LD L,A ;PUT IN "L"
7FF7 EB 00480 EX DE,HL ;RESTORE PRGM POINTER
7FF8 18EC 00490 JR OCT ;LOOP
7FFA 29 00500 SHFLFT ADD HL,HL ;SHIFT LEFT
7FFB 38C8 00510 JR C,OVERR ;ERROR, OVERFLOW
7FFD 10FB 00520 DJNZ SHFLFT ;LOOP TILL DONE
7FFF C9 00530 RET ;RETURN
4194 ORG 4194H ;SET LINKER FOR "&"
4194 C3AB7F 00550 JP CVDNUM
1E4A 00560 END 1E4AH ;FC ERROR, REQUIRES NO EXECUTION D
00000 TOTAL ERRORS

```

Program Listing. CDVNUM.

ASCII values 30H to 39H (H means hex) represent the decimal values zero to nine. Mask off the threes and the binary equivalent remains. ASCII values 41H to 46H represent the hexadecimal values A to F. Simply masking off the fours will not yield the correct equivalent binary value. The letters A to F actually represent the decimal values 10 to 15. To recover the correct value, 37H must be subtracted from the ASCII value. For example, 41H minus 37H will yield 1010 in binary, or decimal 10. See the Program Listing, lines 210 to 370, to see how this is accomplished.

After the correct binary value is recovered in register A, the result must be shifted four places to the left (weighted by a factor of 16) to make room for the new digit. When the result is shifted correctly, the new digit is merged with the old to comprise a new, resultant value. The process is repeated until a non-hexadecimal character is encountered or an overflow occurs.

In octal, the process uses only characters zero to seven. After the new ASCII value is retrieved in register A (and if the value is numeric), a test is performed to see if the value is greater than seven. Alphabetic characters cause the process to stop and control passes back to the Level II BASIC interpreter.

In both hex and octal, control is returned to the calling routine in the routine labeled LDINT (load integer and restore the BASIC program pointer).

Using the Routine

There are few restrictions on the use of expanded constants except that they cannot be entered via input statements nor appear in the data train following data statements. In some instances, it may be necessary to enclose the operation in parentheses to prevent an error.

If possible, borrow a TRSDOS Disk BASIC operator's manual. Except for the &D function, the operation is outlined in the manual.

Executing PRINT &D255; &HFF;&O377, the computer responds with 255 in all three

If not, the process is stopped and the partial result is returned as an unsigned binary value.

To understand how the operation is performed, I suggest using a disassembler to investigate the subroutine stored in the Level II ROM. The call to 1E5EH is the point of entry for the CVDNUM routine. Upon return, the binary equivalent is in the DE register pair.

The contents of the DE and HL register pairs are swapped, so the resultant binary value is in the HL registers. LDINT performs a call to an integer load routine in ROM that loads the contents of the HL registers into the arithmetic scratch pad area. This area is where the calling routine expects to find the value

returned by CVDNUM.

Hex and Octal Constants

The hex and octal conversion routines are identical except that octal works with three bits representing the source digits, and hex works with four bits. Fortunately, hex and octal numbers are direct representations of their binary equivalents, thus, only a relatively simple shifting routine is required.

The HL register pair is used as the source string pointer to the current memory address where the ASCII byte being converted is located. The RST 10H instruction is a single byte call to a subroutine that increments the HL registers. It returns in the accumulator the byte pointed to by

these registers. ASCII spaces are ignored and will be skipped over until a non-space character is found. If the value in the accumulator is numeric, the carry flag will be set. If the end of the string is encountered, the zero flag will be set.

In hex, after the source value is retrieved, a test is performed to see if the value is numeric or alphabetic. If the value is numeric, the four most significant bits in register A (the accumulator) are masked off, leaving only the least significant bits. The four least significant bits will represent the binary equivalent of zero to nine. If the value retrieved by the RST 10H instruction is alphabetic, a different approach is taken.

PRINTERS & CRT'S

From

Orange Micro

296

CENTRONICS 737 (RADIO SHACK LINE PRINTER IV)

Word Processing Print Quality



- 18 x 9 dot matrix; suitable for word processing
- Underlining
- proportional spacing
- right margin justification
- serif typeface
- 50/80 CPS
- 9 1/2" Pin Feed/Friction feed
- Reverse Platen
- 80/132 columns

CENTRONICS 737-1 (List \$995) **\$780**
 CENTRONICS 737-3 (List \$1045) **\$830**

EPSON MX80

Low-Priced Professional Print Quality



- 9 x 9 dot matrix
- Lower case descenders
- 80 CPS
- Bidirectional, Logic seeking
- 40, 66, 80, 132 columns per line
- 64 special graphic characters: TRS-80 Compatible
- Forms handling
- Multi-pass printing
- Adjustable tractors

EPSON MX80 (List \$645) **\$Call**



TELEVIDEO CRT'S PRICES SLASHED!

TVI 912C } Please Call Toll Free
 TVI 920C } Prices are too low to
 TVI 950 } advertise

QUANTITY PRICING AVAILABLE

PRINTERS

- ANACOM 150 150 CPS, wide carriage, 9 x 9 dot (List \$1350) \$ Call
- ANADIX 9500 wide carriage, graphics (List \$1650) \$1450
- VISTA V300 (C. ITOH) Typewriter quality, daisy wheel (List \$1895) \$1795
- BASE 2 850 graphics printer (List \$799) 749
- OKIDATA MICROLINE 80 (List \$800) 599
- NEC 5530-5 letter quality, RO, parallel, tractors (List \$2970) \$2599
- MALIBU Dot graphics, 132 Col, Letter quality \$ Call
- PAPER TIGER IDS 445 & 460 with graphics & 2K buffer \$ Call
- QUME 5/45 Typewriter quality (List \$2905) 2559

INTERFACE EQUIPMENT

- APPLE II — BASE 2 parallel graphics interface board 160
- SSM AIO BOARD Serial/Parallel interface board (List \$225) 175
- TRS-80 CABLES expansion interface or direct \$ Call

TOLL FREE (800) 854-8275

CA, AL, HI (714) 630-3322

Call for FREE CATALOG

Phone orders WELCOME. Same day shipment for VISA, MASTER CHARGE, and AMERICAN EXPRESS. Personal checks require 2 weeks to clear. Add 3% for shipping and handling. California residents add 6%. Manufacturer's warranty included. Prices subject to revision.

Orange Micro, Inc.
 3148 E. La Palma, Suite E
 Anaheim, CA 92806

DISCOVER THE 6809 IN YOUR COLOR COMPUTER

Now you can explore the Radio Shack Color Computer's impressive potentials—as an inexpensive development system, a color peripheral, a process controller—ad infinitum. The Micro Works introduces these powerful software tools for utilizing the color computer at the assembly language level.

MONITOR TAPE: A cassette tape which allows you to:

- Examine or change memory using a formatted hex display
- Save areas of memory to cassette in binary (a "CSAVEM")
- Download/upload data or programs to a host system
- Move the video display page throughout RAM
- Send or receive RS-232 at up to 9600 baud
- Investigate and activate features of your computer, such as hi-res graphics or machine-language music
- Use your computer as an intelligent peripheral of another computer, for a color display or a 6809 program development tool

The monitor has 17 commands in all, and is relocatable and re-entrant.

80C Monitor Tape Price: \$29.95

MONITOR ROM: The same program as the monitor tape, supplied on ROM. This allows BASIC to use the entire RAM space. And you don't need to re-load the monitor each time you use it.

80C Monitor ROM Price: \$39.95

C BUG IS HERE!!

INSIDE THE COLOR COMPUTER: This package is a disassembler which runs on the color computer and enables you to generate your own source listing of the BASIC interpreter ROM. Also included is a documentation package which gives useful ROM entry points, complete memory map, I/O hardware details and more. Disassembler features include cross-referencing of variables and labels; output code which can be re-assembled; output to an 80-column printer, small printer or screen; and a data table area specification which defaults to the table boundaries in the interpreter ROM. A 16K system is required for the use of this cassette. **80C Disassembler Price: \$49.95**

THE **MICRO WORKS**

109

Mastercharge and BankAmericard

P.O. BOX 1110 DEL MAR, CA 92014 714-942-2400

CONVERT YOUR TRS-80 MODEL-I INTO A DEVELOPMENT SYSTEM

Now you can develop Z-80 based, stand-alone devices such as games, robots, instruments and peripheral controllers, by using your TRS-80 as a development system. The DEVELOPMATE plugs into the expansion connector of your TRS-80 and adds PROM PROGRAMMING and IN-CIRCUIT-EMULATION capabilities to your system (with or without expansion interface).

Complete instructions and sample schematics are included to help you design your own simple stand-alone microcomputer systems. THESE SYSTEMS CAN BE AS SIMPLE AS THREE ICs: one TTL circuit for clock and reset, a Z-80, and one peripheral interface chip.



When the In-Circuit-Emulation cable is plugged into the Z-80 socket of your stand-alone system, the system becomes a part of your TRS-80. You can use the full power of your editor/ assembler's debug and trace programs to check out both the hardware and the software. Simple test loops can be used to check out the hardware, then the system program can be run to debug the logic of your stand-alone device.

Since the program is kept in TRS-80 RAM, changes can be made quickly and easily. When your stand-alone device works as desired you use the Developmate's PROM PROGRAMMER to copy the program into a PROM. With this PROM, and a Z-80 in place of the emulation cable, your stand-alone device will work by itself.

The DEVELOPMATE is extremely compact: Both the PROM programmer and the In-Circuit-Emulator are in one small plastic box only 3.2" x 5.4". A line-plug mounted power supply is included. The PROM programmer has a "personality module" which defines the voltages and connections of the PROM so that future devices can be accommodated. However, the system comes with a "universal personality module" which handles 2758, 2508(8K), 2716, 2516(16K), 2532(32K), as well as the new electrically alterable 2816 and 4801(16K EEPROMs).

The COMPLETE DEVELOPMATE 81, with software, power supply, emulation cable, TRS-80 cable and universal personality module, is ONLY \$329! The PROM PROGRAMMER is available separately for ONLY \$239.



ORION INSTRUMENTS
172 Otis Avenue, Dept. M, Woodside, CA 94062
(415) 851-1172
Master Charge and Visa phone orders accepted
California residents please add 6% sales tax.



✓ 376

cases. Experiment with the &D facility, especially with numbers greater than 32767, to get a feel for its operation. The expanded constants may be assigned to variables but the interpreter will convert them to signed integers. Executing X = &HFFFF will assign -1 decimal to the variable X.

The maximum value allowed in each function is as follows: 65529 for &D, FFFF for &H, and 177777 for &O. Values in excess of these result in the computer's issuing an error message.

Using CVDNUM is simple. Unlike Radio Shack's utility, CVDNUM expects to find an operation declarative (D, H or O) after the & symbol. The &D function allows the computer programmer to directly enter unsigned integer values in the range 0 to 65529. The decimal value will be correctly evaluated to a signed integer value.

One final note: CVDNUM requires the TRS-80 Editor/Assembler program for assembly. After you have the program on

cassette tape, turn your computer off and back on again. Answer the memory size question with 32682. Type SYSTEM, and when the computer responds with the asterisk, load the cassette tape and enter the file name the program was assembled under and ENTER. When the asterisk returns, press BREAK. Using the execution directive (/ or slash) will result in the computer issuing an FC ERROR, which is intentional (see program line 560). It does not affect loading and operation of CVDNUM. CVDNUM is now linked into the Level II BASIC interpreter and will be accessed when the computer encounters the & character.

You may enter these routines via a short BASIC program using POKE statements. If you attempt to convert these routines into a BASIC program, don't forget to set the linking address (program lines 540 and 550). Failure will result in the TRS-80 responding with the all too familiar L3 ERROR. ■

LYNX

makes your TRS-80 a whole new animal.

LYNX is more than a telephone coupler. LYNX is a one-piece total telephone linkage system for TRS-80 Level I and II computers, with or without expansion interface. No RS-232 required for true originate/answer direct-connect telephone operation. DOS-compatible EMTERM "smart terminal" software furnished on cassette. Already have a favorite TRS-80 program? Use it with LYNX.

With LYNX you can tap the Source or the new Compu-Serve Information Utility. Control university, business and personal computers from a remote location. Communicate via electronic mail. Learn from library data bases. Profit by instant financial market info.

Auto-Answer Optional.

All for only \$279.95 at your dealer.

Includes all cables, "EMTERM" terminal program, instruction manual.
FCC Registration Number: A909KE-69488-DM-N

ESI LYNX

123 LOCUST STREET LANCASTER, PENNSYLVANIA 17602
Phone 717/291-1116

DEALER INQUIRIES INVITED.

✓ 278

MODEL III
& APPLE, TOO!



"TRS-80 is a trademark of the Radio Shack Division of Tandy Corporation"

3 ALTERNATIVE INTERFACES FOR THE TRS-80

CHATTERBOX™



Featured in Aug. '80 BYTE

- 300 baud originate modem
- Centronics printer port 8-bit
- RS-232-C port (50-19.2K baud)
- connects to keyboard or E. I.
- received data automatically routed to printer ports
- includes terminal software
- only \$279.95 complete

ALL INTERFACES ARE RADIO SHACK HARDWARE AND SOFTWARE COMPATIBLE AND CARRY A 60 DAY WARRANTY INCLUDING PARTS AND LABOR. ALL UNITS INCLUDE USER'S MANUAL, POWER SUPPLY & AUXILIARY TRS-BUS CONNECTOR FOR FUTURE EXPANSION.

DISK-80™



Featured in March '81 BYTE


- disk controller (4 drives)
- hardware data separator
- includes 16K of RAM provision for additional 16K
- buffered TRS-bus connector
- real-time clock
- printer port (optional)

ASSEMBLED & TESTED with 16K of RAM . . . \$329.95
Centronics Printer
Port add \$ 50.00
with 32K RAM add. . . \$ 50.00
DISK-80 pc board. . . . \$ 48.00
Printer/Power Supply
pc board \$ 16.00
Complete Kit with 16K
RAM and Printer Port . \$275.00

Dealer inquiries invited.

TRS-80 is trademark of Tandy Corp.

COMM-80™




Featured in May/June '80 BYTE

- RS-232-C port (50-19.2K baud) software/hardware selectable
- Centronics printer port 8-bit
- connects to keyboard or E. I.
- chain up to 16 units
- use with I.E. for 2nd printer
- includes terminal software
- only \$179.95 complete

To order call (516) 374-6793

or write: The MicroMint Inc. ✓310
917 Midway
Woodmere, NY 11598



TRS-80 & OTHER NEEDS FILLED FOR LESS

- ++ COMPATIBLE DISK DRIVES WITH POWER SUPPLY AND CASE—120 DAY WARRANTY +++ \$319
- 40 TRACK (204,800 BYTE/DISK) USE BOTH SIDES, ANTI-CRIMP/POWER PROTECT \$929
- 8 IN. DRIVE & P.S./CASE \$729 WITH P.S./CASE FOR 3 DRIVES \$419
- 80 TRACK (204.8K BYTE) 90 DAY WARRANTY
- 4-DRIVE CABLE \$28 •• 10 DISKS-5 IN. @ \$24 • 8 IN. @ \$36 HARD CASE \$3 & 5

BASE 2 PRINTER \$599 EPSON MX-80 PRINTER \$499 MICROLINE 80 PRINTER \$499

- CENTRONICS 737 \$699 ++++++ CABLE @ \$ 25
- HARRIS SELECTRIC (WORD PROCESSING-TYPEWRITER & PRINTER) \$790
- LOWER CASE FOR CENTRONICS 779/RADIO SHACK LINE PRINTER 1 EASY INSTALL \$99.95
- UPS (UNINTERRUPTIBLE POWER SUPPLY) PREVENT POWER DROP SURGE OR OUT? FROM \$195
- CAT MODEM (ORIG/ANS) \$139 ++++++ 16K MEMORY SET (200 NANO) \$34
- 16K MODEL III RADIO SHACK SYSTEM \$849
- APPLE, ATARI, RADIO SHACK MODEL 1/2 HARDWARE/SOFTWARE DISCOUNTED. A/R, A/P, G/L, P/R FOR \$200 or \$59 ea. (MODEL 1) & \$329 or \$80 ea. (MODEL 2). APPLICATIONS INTERACT & ARE COMPLETE & PROFESSIONAL. WILL RUN ON OTHER COMPUTERS. THIS IS A SPECIAL INTRODUCTORY PRICE.
- ASK FOR FREE FLYER WITH OUR LOW PRICES—DEALER INQUIRIES INVITED MASS. RESIDENTS ADD 5% TAX—F.O.B. TEWKSBURY—FREIGHT EXTRA.
- M/C, VISA OR CHECK ACCEPTED. TRS-80 IS A REG. TRADEMARK OF TANDY CORP. ✓105

OMNITEK SYSTEMS — 24 MARCIA JEAN DR., DEPT-M, TEWKSBURY, MA 01876 CALL 617-851-3156

THE SPIKE-SPIKERS™

with Transient Absorber and R.F. Filters

Protects Computers & Sensitive Equipment from Most Transients & "Hash" Interference



Deluxe Power Console

with Transient Absorber & RF Filters
8 individually switched 120 Vac
Grounded outlets. Divided into two filtered
circuits. Main on/off switch.
Fuse and Indicator Light

\$79.95

Prices Subject to Change without Notice - PA Residents add 6% sales tax



Mini-I

Wall mounted with
Transient Absorber
Only

\$34.95

Mini-II

Two Sockets with
Transient Absorber
plus RF "Hash"
Filters

\$44.95

KALGO® ELECTRONICS CO., INC.
DEPT. m c
COLONY DRIVE INDUSTRIAL PARK
6584 RUCH ROAD - E. ALLEN TWP.
BETHLEHEM, PA 18017 ✓353



dealers invited

ORDER FACTORY DIRECT
215-865-0006
OUT OF STATE ORDER TOLL FREE
800-523-9685

MICRO-80™ CASSETTES— 100% ERROR-FREE



LENGTH	PACK 12	PACK 24
C-10.....	69¢	59¢
C-20.....	89¢	79¢

- Fully Guaranteed!
- World's Finest Media
- Premium 5-Screw Construction
- Used by Software Firms Nationwide
- Dealer and Club Discounts Available
- Cassette Shipping, Add \$1.50
- Write for Wholesale Price Listing

80™ MICRO-80™ INC.
✓476 E-2665 NO. BUSBY ROAD
OAK HARBOR, WA 98277

It's done with sound, not mirrors.

80 Appliance Control

Cass Lewart
12 Georjean Dr.
Holmdel, NJ 07733

The electronic, computer-controlled home of the future may be closer than you think. That's because the simple computer/appliance interface described here allows control of multiple ac operated home appliances—via computer commands.

Controlling Lamps, Etc.

It's done by a computer program generating specific tones which are then detected and decoded by frequency selective control circuits. The control circuits receive commands via the TRS-80 AUX plug, which is normally plugged into the recording jack of the tape recorder. This activates the solid state relays which turn on and off lamps, appliances, etc.

This novel approach is simpler than the standard decoding technique which is described in the *TRS-80 Microcomputer Technical Reference Handbook*. In the standard approach a port or a memory address has to be decoded with TTL ICs connected

to the address and data lines on the TRS-80 40-pin bus. The status of a given port or memory location is then used to control the appropriate relays. However, the circuitry associated with address decoding is more complicated than the tone decoders used in my circuit. Also, this approach requires access to the TRS-80 bus with a 40-pin connector. For a hobbyist, this is difficult to obtain and wire.

The tone decoding approach is simpler, and here is a description of how it works:

A TRS-80 program, such as the one shown in Program Listings 1 and 2, generates different tones. These are detected with inexpensive Phase Locked Loop (PLL) NE567 integrated circuits, each tuned to a different frequency, as shown in Fig. 1. The frequency to which each IC responds is determined by C1, R1 and R2, where R1 is an adjustable potentiometer. Depending on the setting of R1, the circuit will respond to any frequency between approximately 1 kHz and 10 kHz. When the right tone is received and detected, the output of Pin 8 on the IC goes LOW, activating the solid state relay SS1.

The result is that ac suddenly appears on the proper appliance outlet and turns on your coffee pot, or scares burglars by activating bells and sirens. It might also turn the furnace or air con-

ditioning on before you come home, etc.

Similarly, when the tone is discontinued, the process is reversed and the power will be turned off. By connecting several tone detectors in parallel, each associated with its own relay, the computer can control several appliances one after the other by sending different tones to each one.

You will notice that the basic

circuit, as shown in Fig. 1 is non-latching and also that individual relays can only be operated in succession, one at a time. The circuit can easily be modified with additional solid state or conventional relays. Using two relays with multiple contacts, one can build latching circuits, where for example, a command (A,B) would mean: Turn appliance number A on if B = 1 and off if B = 0. An example is shown

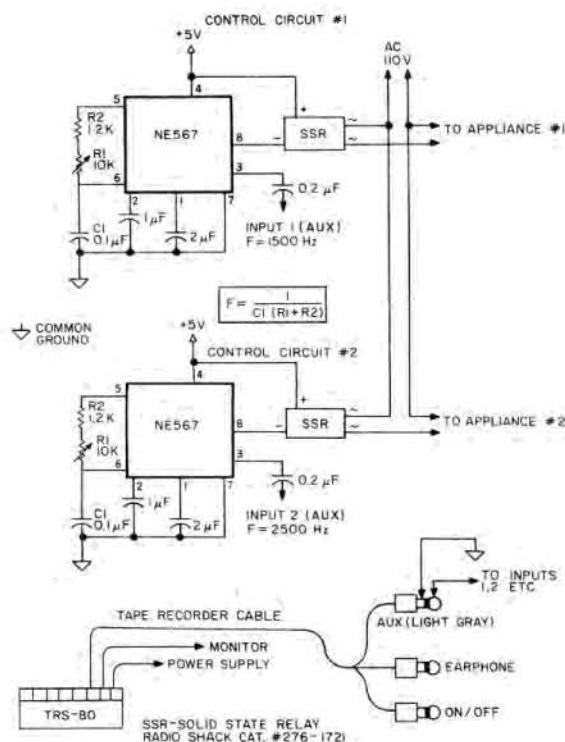


Fig. 1. Basic Multiple Appliance Control Circuit (Non-Latching)

```

30 'LET PROGRAM SET MEMORY SIZE
40 POKE 16562,111:POKE 16561,254:CLEAR 50
50 CLS:DEFINT A-Z
60 'POKE FREQUENCY GENERATING PROGRAM (FIG.2)
70 FOR A=28672 TO 28692:READ B:POKE A,B:NEXT
80 'SET USR(L) VECTOR
90 POKE 16527,112:POKE 16526,0
100 'PROMPT FOR DEVICE NUMBER
110 CLS:PRINT@465,"DEVICE NUMBER (1 OR 2)?":CHR$(14);
120 C$=INKEY$
130 'PROMPT TILL YOU GET "1" OR "2"
140 IF C$<>"1" AND C$<>"2" THEN 120
150 PRINT C$;CHR$(15);
160 'APPLIANCE #1 REQUIRES 1500 HZ
170 'APPLIANCE #2 REQUIRES 2500 HZ
180 'DETERMINE ARGUMENT FROM THE FOLLOWING APPROXIMATIO
N:
190 'L = INT(69000/FREQUENCY - 4.1)
200 'L(1500) = 41 L(2500) = 23
210 IF C$="1" THEN L=41
220 IF C$="2" THEN L=23
230 'CALL FREQUENCY GENERATING ROUTINE, TO EXIT PRESS "
X"
240 D=USR(L)
250 GOTO 110
260 DATA 205,127,10,14,1,62,3,169,79,211,255
270 DATA 69,16,254,58,8,56,31,48,241,201

```

Program Listing 1. Appliance Control Demonstration Program

in Fig. 2. Using two relays, one SPDT and one DPDT, and two NE567 integrated circuits with each frequency decoding circuit, independent ON/OFF commands can be issued to each appliance.

Modifications

The approach used for controlling ac operated devices can be used for low power dc applications. These include small incandescent and LED lamps; signals, model trains, etc. A change would be the replacement of solid state relays by low power dc relays. As you may know, a solid state relay will not interrupt a dc main current even when the control current is discontinued. The solid state relay just latches permanently until the main current is interrupted. Applying convenient, long lasting and inexpensive solid state relays is therefore limited to ac circuits and to dc circuits which are cyclically interrupted (for example the ON/OFF motor drive switch of a battery operated tape recorder).

The control circuit in Fig. 1, when exposed to square waves, responds reliably and has a repetition rate of at least 1 kHz. The demonstration program shown in Program Listing 1, depending on the input, generates a square wave with a repetition frequency of either 1.5 kHz or 2.5 kHz on the output of the TRS-80 (port 255). A BASIC program is too

program which is shown with comments in Program Listing 2. This program can generate square waves within the frequency response of the control circuit (1-10 kHz). Because the bandwidth of the control circuit with the component values shown is only 10 percent of the control frequency, the program could easily command 10-15 individual control circuits by allocating the control frequencies between one and ten kHz.

A control function can be executed directly by you, or can of course be driven by outside events—burglars, fire or smoke. The function can also be driven

of which can be processed by your TRS-80. The first way is obvious, you just press the button; the second type can be originated by sensors; the third can be executed, based on the status of the Real Time Clock in the Expansion Interface. To make maximum use of the time function, you could try BASIC Level III which has the time function built-in.

Working with 110 V currents requires proper caution as you may produce "zapping" of components with fireworks displays. Always provide sufficient clearance between wires, and mount the circuit in a plastic cabinet or

```

00A7F      00100 GETARG EQU 00A7FH ;GET ARG FROM BASIC
0001      00110 HI EQU 1
00FF      00120 PORT EQU 0FFH ;CASSETTE PORT
3808      00130 ROW4 EQU 3808H ;"X" KEY
7000      00140 ORG 7000H ;=28672 DECIMAL
7000 CD7F0A 00150 START CALL GETARG ;GET VALUE FROM USR(X)
7003 0E01 LD C,HI ;TEMP. STORAGE
7005 3E03 LD A,3
7007 A9 XOR C ;FLIP HI TO LO, LO TO HI
7008 4F LD C,A
7009 D3FF OUT (PORT),A;OUTPUT
700B 45 LD B,L ;LOAD DELAY LOOP
700C 10FE DEL DJNZ DEL ;WASTE TIME
700E 3A0838 LD A,(ROW4);CHECK FOR "X"
7011 1F RRA
7012 30F1 JR NC,SPKR ;CONTINUE
7014 C9 RET ;RETURN TO BASIC
7000      00270 END START
00000 TOTAL ERRORS

```

Program Listing 2. Assembled Z-80 source code of a square wave generating program included in the BASIC program shown in Listing 1.

slow. Therefore to obtain frequencies above 1 kHz, the BASIC program POKEs into memory a short machine language

by timed events, turning on the coffee pot at 6:15 a.m., etc. Real life applications usually combine all three types of control all

on a well insulated board. Make sure that the voltage and current ratings of the relays are equal to your appliances.

Initial Adjustments

The adjustments in the circuit shown in Fig. 2 are the settings of frequency controlling potentiometers. To perform the adjustments, connect control circuits 1 and 2 to your computer as shown in Fig. 1. Then CLOAD and RUN the demonstration program in Program Listing 1. Attach two lamps, L1 and L2, to the outlets controlled by the respective circuits. Upon prompt, press 1, and rotate R1 until lamp L1 lights up. Press X to extinguish it. Then repeat by answering 2 to the prompt and by adjusting the potentiometer in the second circuit. Leave the potentiometers in the middle of the range where the lights work. ■

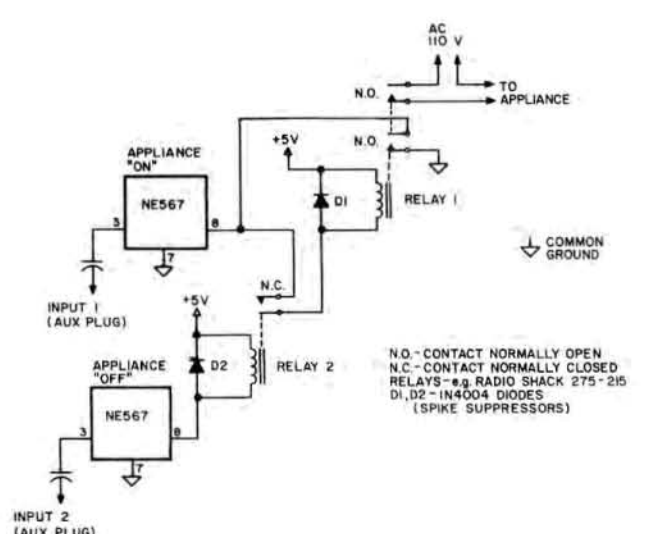


Fig. 2. A more elaborate control circuit with latching relays and independent ON/OFF commands; for details and component values see Fig. 1.

Use Baby-text to beat the high cost of composing.

The Pauper's Processor

Gary L. Osburn
130 Country Club Drive
Maybrook, NY 12543

Word processing equipment can even communicate with large mainframe computers now, to give those computer-generated dunning notices that personalized touch!

Every microprocessing publication available today has at least one article on the subject; the ads are filled with pitches for Electric Pencil, Scripsit and the like. However, each and every one of them has one common flaw: *cost!* Those of you who fall into the computer nut category may realize that there are nicer things available for \$100-\$200—and a lot more fun than the word processing package. I am not suggesting that you refuse a reliable package if you do a lot of typing, but if you only type a

few letters a month, or an occasional article for *80 Microcomputing*, I suggest you save your money.

I attacked this cost problem via my normal approach: Keep it simple, stupid! I decided that I didn't need fancy block move capability, variable margins or global search logic. I found I could control the line length myself, and as long as the left margin lines up, the right one is allowed to look a little rough.

Baby-Text

Baby-Text is a simple substitute for the more expensive word processing models. The text is entered as data statements within the program. Editing, inserting and deleting are

accomplished using the EDIT mode of BASIC. This allows for a variety of data moves within the text. Tabbing, centering, paging and double spacing are controlled by inserting six simple commands before the text. Uppercase characters are entered by using the shift key. Lowercase uses the keyboard just as in normal typing. ■

&DBL&	Double spacing
&SGL&	Single spacing (default)
&T05&-&T60&	Tab 5 through 60 spaces
&WIC&	Center wide characters
&NOC&	Center normal characters
&PAG&	Force page break

Table 1.
Six Baby-Text Commands

Word processing is becoming a new field in computer science. What started out as a small processing chip attached to a typewriter that could read and write to a card coated with magnetic film, has now evolved into a complex micro-processor using diskettes as storage media.

```

10 'BABYTEXT WORDPROCESSOR VERSION 1.0:3/80 BY GARY L.
    OSBURN
20 CLS: CLEAR 1000
25 INPUT "IS THE PRINTER ONLINE";RS:IFRS="N"POKE16422,88
    :POKE16423,4
30 READ TXT$:IF LEN(TXT$)>80 PRINT"LONG LINE ";TXT$
35 IF LEFT$(TXT$,1)<>"&"GOTO120
40 IF LEFT$(TXT$,5)=""&END&"END
50 IF LEFT$(TXT$,5)=""&DBL&"DBL$="D":GOTO30
60 IF LEFT$(TXT$,5)=""&SGL&"DBD$="S":GOTO30
70 IF LEFT$(TXT$,2)=""&T":TAB%=VAL(MID$(TXT$,3,2)):MID$(
    TXT$,1,5)="" :TAB%=TAB% - 5:HLD$=STRING$(TAB%,
    " ") :TXT$=HLD$+TXT$:GOTO120
80 IF LEFT$(TXT$,5)=""&WIC&"TXT$=MID$(TXT$,6,LEN(TXT$)):
    SP%=INT(20-(LEN(TXT$)/2)):LPRINT" ":LPRINTCHR$(31)
    :LPRINTTAB(SP%)TXT$:PRINT" ":LPRINTCHR$(30):LNCT%
    =LNCT%+3:GOTO30
90 IF LEFT$(TXT$,5)=""&NOC&"TXT$=MID$(TXT$,6,LEN(TXT$)):
    SP%=IN40-(LEN(TXT$)/2):LPRINT" ":LPRINT TAB(SP%)
    TXT$:LPRINT" ":LNCT%=LNCT%+3:GOTO30
100 IF LEFT$(TXT$,5)=""&PAG&"FORX%=LNCT%TO60:LPRINT" ":N
    EXT$:LPRINT"-":FORX%=1TO4:LPRINT" ":NEXTX%:LNCT%=
    0:GOTO30
110 PRINT"UNRECOGNIZED KEYWORD ";TXT$:GOTO30
120 FORX%=1TOLEN(TXT$)
125 IF MID$(TXT$,X%,1)<CHR$(65) 150
130 IF MID$(TXT$,X%,1)<CHR$(91) MID$(TXT$,X%,1)=CHR$(AS
    C(MID$(TXT$,X%,1)+32):GOTO150
140 IF MID$(TXT$,X%,1)>CHR$(95)ANDMID$(TXT$,X%,1)<CHR$(
    123)MID$(TXT$,X%,1)=CHR$(ASC(MID$(TXT$,X%,1))-32):
150 NEXTX%
160 LPRINT TAB(5)TXT$:LNCT%=LNCT%+1:
170 IFDBL$="D":LPRINT" ":LNCT%=LNCT%+1
180 IFLNCT%>55:FORX%=LNCT%TO60:LPRINT" ":NEXTX%:LPRINT"
    -":FORX%=1TO4:LPRINT" ":NEXTX%:LNCT%=0
190 GOTO30
1000 DATA "&T40&130 COUNTRY CLUB DRIVE"
1010 DATA "&T40&MAYBROOK, NEW YORK"
1020 DATA "&T40&MAY 21, 1980"
1030 DATA " "
1035 DATA"mR. j. pERRY
1040 DATA"80 MICROCOMPUTING"
1050 DATA"pETERBOROUGH, NEW HAMPSHIRE 03458"
1060 DATA " "
1070 DATA"GEAR jim,"
1080 DATA " "
1090 DATA" eNCLOSED PLEASE FIND THE COMPUTER TAPE T
    HAT YOU REQUESTED OF ME."
1100 DATA"YOU INDICATED THAT I SHOULD STATE THAT MY ART
    ICLE, 'baby-text' IS"
1110 DATA"IN YOUR HOLDING FILE. FOR YOUR CONVICNIE I A
    M ALSO INCLUDING"
1120 DATA"ANOTHER LISTING OF THE PROGRAM, THE TAPE WAS
    RECORDED ON A trs-80 "
1121 DATA"LEVEL-ii (dos).
1125 DATA" ", " pLEASE PEEL FREE TO CALL ON ME IF I
    CAN BE OF FURHTER HELP."
1130 DATA" ":DATA" ", "&T40&INCERELY," " " " " " " "
1140 DATA"&T40&GARY l. OSBURN"
1150 DATA"&PAG&"
65000 DATA"&END&"

```

Program Listing 1

ADD DISK DRIVES TO YOUR MODEL III AND SUPERBRAIN



SAVE UP TO 34% COMPARED TO RADIO SHACK
Now, add mini-disk drives to your TRS-80 Model III and get **FREE INSTALLATION.**

Fully compatible with Radio Shack's operating system TRSDOS.

- One, two, three, four drive configurations.
- 134K to over 1 Meg of storage
- 40 track and 80 track available
- Gray cases to match your system
- 90 day warranty, 100% parts and labor
- Extended warranty available

Complete upgrade includes one mini-disk drive, power supply, controller, and mounting hardware. **IMMEDIATE DELIVERY.**

	OUR PRICE	RADIO SHACK	SAVINGS
Complete one drive kit	\$599	\$849	29%
Additional internal drive	265.	399.	34%
External drive	340.	499.	32%
80 track drives (inc. patch) add	150. ea.	N/A	
Additional one year warranty	45. ea.	N/A	
16K memory (required to use drives)	49.	119.	59%

To order call toll free (1) 800 345-8102 (outside PA), or (215) 461-5300 in PA.

VR Data corporation 777 Henderson Boulevard Folcroft, Pa. 19032



AVAILABLE ONLY FROM VR DATA!

Increase the storage capacity of your SuperBrain to 700K with two extra 40 track drives, or over 1 Meg with QD drives.

- Fully compatible with SuperBrain operating system
- Fully compatible with all SuperBrain drives
- Easy plug-in installation
- Includes patch program
- 90 day warranty, 100% parts and labor
- Extended warranty available

If you need more storage now, don't wait for costly hard disk units and buy more storage than you need.

SAVE AND GET 1 Meg of STORAGE

Complete two drive kit (incl. cable and patch)	789.
QD drive	add 150.
Additional one year warranty	45.

VR Data, a manufacturer of innovative computer products, is known worldwide for quality, dependability and prompt, personal service since 1972.

VR Data



Positional Mathematics

HISTORY records that for thousands of years Man has endeavored to understand himself through the study of Numbers. From the Ancient Hebrew Kabbalah to contemporary **Numerology** the search for knowledge has surfaced and subsided with the permissiveness of the politics and religions of each era. The **UNIVERSE** has within it all that Man is and ever will be. **POSITIONAL MATHEMATICS** is the number and words that represent the design of our universe and the experiences of Mankind. The Programs offered below are the first Positional Math programs to be published. A series of Lessons will be offered to introduce Positional Mathematics. **LESSON ONE** is ready. Lessons Two - Seven will be offered as completed.

1. **LESSON ONE** — *An Introduction to Positional Mathematics: PART I, Words & Numbers, the Universe; PART II, The Name of Man; PART III, Numbers & Health; PART IV, Wealth & Love Balance. Lessons are interactive with student's personal data input. Each PART loads in 16K, Level II.*
2. **LOVE & SEX FOR A COUPLE** — *gives Love & Sex balance & conflicts, comments & positional dates.*
3. **INDIVIDUAL LIFE WEALTH** — *gives balance for five positions & the Life Wealth Balance.*
4. **INTRODUCTORY OFFER** — *LESSON ONE and the Program INDIVIDUAL GROWTH ... for only \$19.95. A savings of \$29.95. ... Lesson One price after May 30, 1981 will be \$29.95. ... most single programs will be \$29.95 after July, 1981.*

Programs are on cassette for TRS-80* Level II, 16K ... introductory single program price ... **\$19.95.**

Order by Program Name ... send check or money order ... Texas residents add 5% sales tax ... allow two weeks for domestic personal checks to clear ... See future **TURTLE** ads for new programs.

*TRS-80 is a Trademark of Tandy Corp.



Turtle Computer Software Corporation

10400 N. Central Expwy., Suite 307, Dallas, Texas 75231 ✓402



In all my dealings with software houses the one company which has always impressed me with its high quality service has been

Instant Software

Scott Adams
10/2/80



SCOTT ADAMS,
President of
Adventure International
and author of the
"Adventure" Series.

Instant Software

PETERBOROUGH, NEW HAMPSHIRE 03458 603-6247296

Are You Sitting on a Gold Mine?

Thousands of computerists have written programs and could be receiving royalty checks every month but they aren't...and won't, until they do something about publishing their programs.

Have you written any microcomputer programs that may be useful to others? Few applications or utilities are unique so the chances are excellent that many of the programs you have written are marketable, **RIGHT NOW!**

What kind of programs? Just about anything that others can use such as business, scientific, utility, educational, and games programs. Which microcomputer? Instant Software publishes programs for ALL popular microcomputer systems. (Instant Software also converts programs for use on other microcomputer systems and translates them into other languages, such as German, French, Italian, etc., for our international market).

Instant Software can transform your programs into royalty checks. We've set the standard for royalties to programmers. We have the publishing know-how, a world-wide distribution network and can do the most for you in selling the product of your genius.

Submit your programs on tape or disk, with complete documentation, to: Instant Software, Inc., Submissions Dept., Peterborough, NH 03458. If we can't use your program, you should hear from us in a few days. The good news takes a bit longer, but comes in the form of royalty checks.

Instant Software™

Peterborough, N.H. 03458

SAVE YOUR TIME ...AND YOUR MONEY.

Instant Software has the two best mail list programs available for your TRS-80 Model I and Model II.

Mail/List for Model I and Model II

This mailing list program maintains separate alphabetical and zip code files in *constant sort*. When you add a name to your list, it will *automatically* be inserted into its correct position in the files; therefore it's always ready to print labels!

It will record your information in these fields: NAME, ADDRESS, CITY, STATE, ZIP, PHONE NUMBER, PHONE EXTENSION and a five character CODE field. You have the choice of a 3 line, 4 line, or user defined label format. It can even include (optionally) a message line on your label!

The programs most outstanding feature is its sorting capabilities. Mail/List allows you to choose which names you want to be printed from the whole list. For example, all people in one zip code, or all people named Jones, who are living in a particular city or state. For any name in your list you can assign a code within the CODE field. You can then specify the code when printing labels, and only names with that code will be printed out. You can specify up to 9 different codes!

Every business and organization will save time and money with Mail/List to keep track of customers or members.

TRS-80 Model I version, Order No. 5000RD \$99.00.

Requires 16K RAM, Expansion Interface with at least 16K RAM, one disk-drive and a printer.

TRS-80 Model II version, Order No.5001RD \$199.00.

Requires 64K RAM and printer.

WRITE FOR OUR NEW CATALOG

TO ORDER: See Your Local Instant Software Dealer or Call Toll-Free 1-800-258-5473.

One-D Mailing List

Here is a mailing list system that can be run on only ONE disk-drive! You can have up to 17 fields of selection for name/address retrieval.

•Disk versatility allows you to add, delete, or change the numerous details stored in the system.

•Features of the One-D Mailing List includes:

- Automatic name sort (alphabetically or by ZIP code).
- Rapid access to any name on file.
- Easy error correction and recovery.
- Prints selective name listings.
- Revise or update listings at any time.
- Up to 2500 names on-line (with 4 drives).
- Prints a list of all names on file.
- Prints mailing labels.

This package requires the following minimum system:
1. A TRS-80 Model I Level II microcomputer with 16K RAM.
2. An Expansion interface with 0 to 32K of RAM.
3. A single disk drive (extra drives optional).
4. A printer.
5. Any TRSDOS compatible Disk Operating System.

Order No. 0123RD \$24.95.

Instant Software™

PETERBOROUGH, N.H. 03458

2.

TRS-80* Business Software with 2 Purposes

1. SAVES YOU TIME

Sales Analysis

This package is divided into several modules:

Sales Analysis: Will provide guidelines to determine and analyze an individual's sales performance and will show you where it can be improved.

Data Storage: Allows you to store data in an automated processing ledger. It will keep names, addresses, phone numbers, dates, ready for easy reference. The ledger will also show the progress of each sales prospect, in completing the sale.

Management Analysis: Will take all the sales records for your group and show you who your best salespersons are, who needs more training (and in what areas), and give you a sales forecast based on the projected improvement of your group's sales techniques.

Market Analysis: Shows you where determined sales efforts can produce the most success, when you supply data on marketing history. If your specialty is sales, we have a useful package for you. For the Level II, 16K.

Order No. 0131R \$24.95

2. SAVES YOU MONEY

Oracle-80

Oracle-80 provides you with business analysis and forecasting capabilities previously available only on large computer systems. It is a flexible, professional time-series analysis and forecasting package that can be used in sales forecasting, product planning, business planning, etc. Investors can analyze stocks, company trends and growth rates. Financial managers and economists can analyze the general economic climate and investigate business cycles. Even families will find Oracle-80 useful in analyzing spending or energy consumption trends. Oracle-80 can be used by anyone who needs to analyze and forecast monthly, quarterly or annual data.

Even though it uses advanced statistical analysis, you don't have to understand statistics to use it. Oracle-80 was designed to be used and understood by the typical business person. While it is designed for ease of use, its powerful analytical capabilities will satisfy even the professional forecaster. All input and output are written in plain English and the package documentation carefully explains all the functions of the program.

You can use moving average, rate of change, seasonal indices or cycle indices methods to analyze your data. The unique graphing capability of Oracle-80 lets you visualize your historic data or any

of the modified data series you calculate. Additionally, you can direct any chart or graph to your printer.

It will forecast future data values using trend, moving average or seasonal methods. You may choose either a constant unit trend or a constant percentage growth trend forecast for even more flexibility.

Requires the following minimum system:

1. A TRS-80 Mod I, Level II 16K.
2. An Expansion Interface with 16K RAM.
3. One or more disk drives.
4. Any TRSDOS compatible DOS.
5. A printer (optional).

Order No. 0152RD (disk-based version) \$99.95

For the Level II, 16K.

Order No. 0140R (cassette-based version) \$75.00

Executive Expense Report Generator

You have just returned from a long, successful business trip. You are now faced with that ugly beast, THE EXPENSE REPORT!

Before you left, you resolved to record every expense in a little notebook. It worked fine for about two days. Now, you stare glassily at enigmatic scraps of paper which you've dug from various jacket pockets.

This program will take away that pain! No, it *won't* tell you how to cheat on that expense report. It will simply tell you how to play the game using established rules.

When you supply your tale of woe to this program, your answer will be a clear, plausible expense layout. The program has hardcopy capability, if you own a printer. For the Level II, 16K.

Order No. 0135R \$9.95

*A trademark of Tandy Corporation

PETERBOROUGH, N.H. 03458
603-924-7296

TO ORDER

SEE YOUR LOCAL
INSTANT SOFTWARE
DEALER

OR

call now

Toll-Free
1-800-258-5473



Instant Software™

Use this utility and it won't be a long time passing before you find out.

Where Have All The GOTOs Gone?

Hubert C. Borrmann
2840 S. Circle Drive
Colorado Springs, CO 80906

procedure later.

After the program has been appended to your target program, and the two programs have become one, type "RUN 62000", and your TRS-80 starts to work. Why does it take so long to get started?

If you look at BASIC programs, you'll notice that the first line numbers are usually executed one after another, without branches. But, my program has to start searching from the beginning, and that takes some time.

You will then see the screen being filled with the desired information. The lines will be PEEKed until the search program recognizes that it has processed the last line of the combined program.

How do we recognize the end of a program? You will find a nice description of how a BASIC program looks in memory in the article "APPEND IT" by C.F. Gerald, February 1980, *80 Microcomputing*. This article says that the end of a program is indicated by zeros in the field, which normally contain the address of the next line. The line number field is two bytes long, however, not one, as indicated (i.e., byte three and four).

Version 2

This version is more elaborate, and the final output will be in order of the addresses of our

branching instructions. It will show you not only where your GOTOs go to, but also where they come from.

To accommodate as large a program as possible, we run this version in two phases. The first phase is like version one, and its line numbers 62000-62200 are appended the same way. Here the output goes on tape, and every record is added to an output block until 21 records occupy it. Then the block is written on tape, so that phase two can read in those data and sort them.

The format of each record is: a five-position address, followed by a five-position line number and a one-position code for the instruction (GOTO, GOSUB,

etc). After Phase One has been appended to your program, remove the program cassette (don't rewind) and put it aside until you need to load Phase 2.

Then, insert a cassette into the recorder, prepare it for RECORD and type: RUN 62000. When the target program has been completely checked, the last block will be written out. Now re-insert the program cassette and load Phase Two. Type RUN and re-insert the data cassette.

Phase Two is dimensioned to accommodate 300 records, but may be changed in line 100. The data are then sorted, and will be printed, 15 lines at a time. This sequence is better than the output of version one, and I find it

Where Do All My GOTOs go to? Or my GOSUBs, THENs, ELSEs, RESUMEs, and RUNs for that matter? This is a must to know, if you are making program changes and you want to be sure that changes in one area will not conflict with other areas. How many lines does it take for you to reach the instructions you are about to change? I'll describe two programs here.

Version 1

The first simple program will list all line numbers of your target program, which contain the instructions, and their addresses. The information will be in line number order and will be displayed, 15 lines at a time.

The program is kept simple and small, so that it may be appended to larger programs. Its line numbers are 62000-62170, and you append it to the tail-end of your program with simple commands. I will describe the

```
62000 CLS: CLEAR100:A=17129:E=0:PRINT@15,"PLEASE BE PATI
      ENT"
62010 B=PEEK(A+1)*256+PEEK(A):IF B=0 THEN END
62020 A=A+2:C=PEEK(A+1)*256+PEEK(A):A=A+2
62030 IF PEEK(A)=141 THEN K1$="GOTO":GOTO 62080
62040 IF PEEK(A)=145 THEN K1$="GOSUB":GOTO 62080
62050 IF PEEK(A)=202 THEN K1$="THEN":GOTO 62080
62060 IF PEEK(A)=149 THEN K1$="ELSE":GOTO 62080
62065 IF PEEK(A)=159 THEN K1$="RESUME":GOTO 62080
62068 IF PEEK(A)=142 THEN K1$="RUN":GOTO 62080
62070 A=A+1:IF A=B THEN 62010 ELSE 62030
62080 K2$=""
62090 A=A+1:IF PEEK(A)=32 THEN 62090 ELSE D=A
62100 IF PEEK(D)<48 OR PEEK(D)>57 THEN 62120 ELSE K2$=K
      2$+CHR(PEEK(D))
62110 D=D+1:GOTO 62100
62120 IF D=A THEN 62070
62130 E=E+1:PRINTTAB(10)"LINE # ";C;" CONTAINS....";K1
      S;" ";K2$
62140 IF E<15 THEN 62170 ELSE E=0
62150 PRINT@990,"PRESS 'SPACE' WHEN READY";:K3$=INKEY$:
      IF K3$="" THEN 62150
62160 CLS:PRINT@15,"CONTINUING"
62170 A=D:IF PEEK(D)=44 THEN 62080 ELSE 62070
```

Program Listing 1. Version 1

worth the effort to run it in two phases.

Appending

This is a description of how to append one program to the end of another:

- Load your target program into memory. Its line numbers must be lower than the numbers of the appended program.

- Command: PRINT PEEK(16633).

- If the number printed is two or greater:

Command: POKE 16548,PEEK(16633)-2
POKE 16549,PEEK(16634).
Go to Step 5.

- If number of Step 2 is zero or 1:

Command: POKE 16548,PEEK(16633)+254
POKE 16549,PEEK(16634)-1.

- CLOAD the program to be appended. Do not RUN. (Line numbers must be larger than the numbers of the program in memory.)

- Command: POKE 16548,233
Now you are ready and have one combined program. RUN 62000.

Version 1 in Detail

Look at the flowchart, Fig.1, and Program Listing 1. Variable A will be our scan-pointer, and we will walk this pointer from 17129 until the end of the combined program. We start in line 62000 where we set the screen-line counter E to zero, and print the message to be patient, to keep our fingers away from the BREAK key. At 62010 we take the first two bytes and calculate the address of the next line and keep it in B. If this is two zeros, then we have processed the last line of the program, and we are done, END (line 62010).

The next two bytes are our current line number, and we keep them in C. Variable A now points to the fifth position of the program line, and we search for our desired instructions. All instructions are carried in abbreviated form, and we check lines 62030-62068 for the decimal notations.

Let's look at the flowchart and assume that A does not

point to a desired instruction. We go to 62070 where we increment A and now we compare it against B. B contains the address of the next line, and if the two variables are equal, we go to

62010. Otherwise, we go and make our checks again (62030-62082).

Let us now assume that we did find a match in one of these tests. We keep the instruction in

variable K1\$. Now we have to find the address (line number) to which our instruction GOSUBs, etc. At 62090, we bypass any spaces and keep incrementing A until we find a non-space. We check for numerics.

Let us assume that we encountered a numeral: We build our GOTO-address in K2\$ a non-numeral byte. We now are ready to print our information on the screen. We have our line number in C, our instruction in K1\$, and our address in K2\$. Or do we? We check this in line 62120 where we check our work-variable D. We find out whether we encountered an instruction like IF A=9 THEN A=1.

This is not what we wanted. We go to 62070 and continue our search.

But if we did find an address as in IF A=9 THEN 1230 we print our information and add one to the screen line counter and check this counter E.

Let us assume that the screen is full: We print the message to PRESS 'SPACE' WHEN READY, line 62150, and wait for keyboard action. We then clear the screen and continue. We also reset the screen-line counter E. If the screen still has room, we bypass all this.

What now? If we are at the end of a line, check the next one. If not, check the next instruction on this line. But first, we want to be sure that we completed this instruction. We check for a comma. If we find one, we work with an instruction like ON A GOTO 1020,1030,1040. We go to 62080 and look for the address after the comma and build another line. Then check again.

Look at line 62100. Addresses are carried in memory, one numeral in one byte, except for the first two of each line (the address of the next line and the current line number).

Comments on Version 2

Phase One is like version one. Here are some points, though. Since we build a STRING,K4\$, we have to convert numerics to string-variables, as we do with the line number variable C in line 62130. We gain an extra space (from the sign and eliminate this

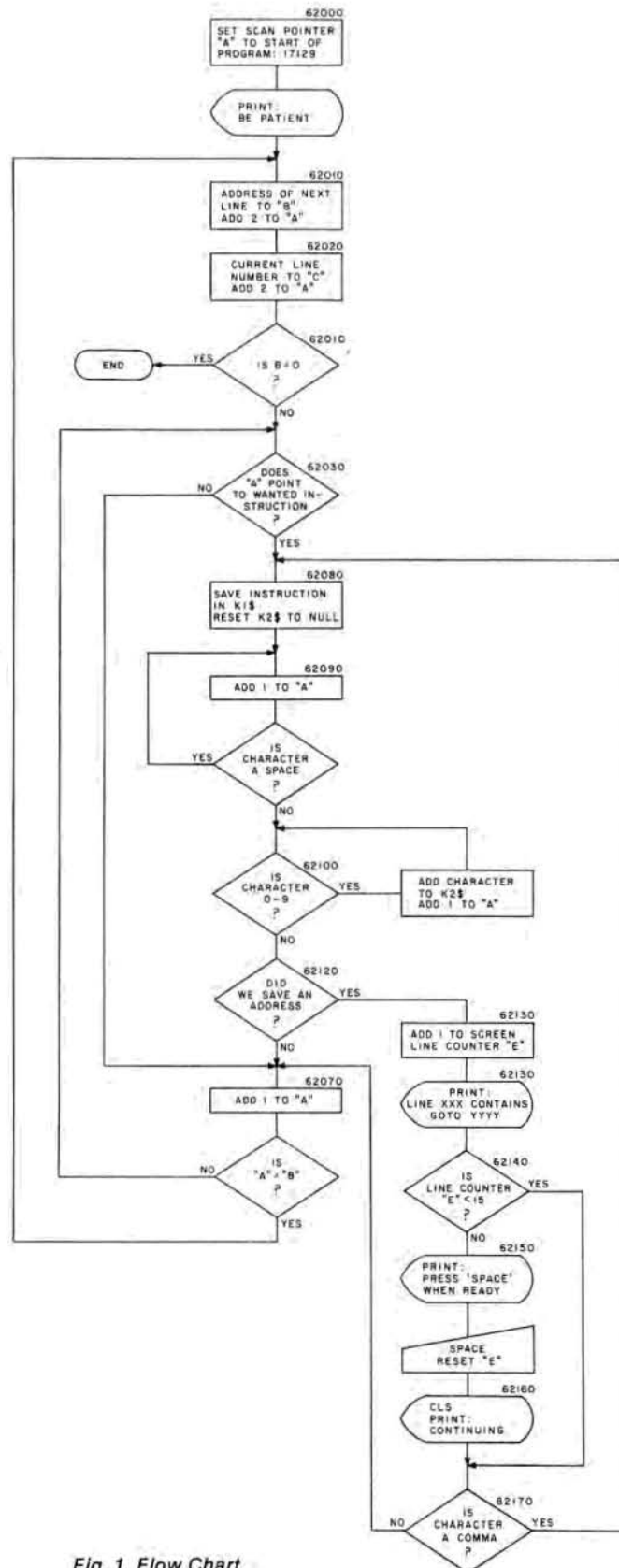


Fig. 1. Flow Chart

SPECIAL DELIVERY

WORDPROCESSING - POWER - for the TRS-80[®]

"...If you're presently looking for a mailing list processor, this represents the current state of the art."
80 MICROCOMPUTING - 80 REVIEWS - JULY 1980

MAILFORM is data entry at its best, just fill in the form! **FAST, EASY** to use functions include: search, sort, extract, page forward and back. 'Transparent cursor', insert/delete characters, and **MORE!**

MAILRITE prints 'personalized' form letters by inserting information from **MAILFORM** into Electric Pencil[®], Scripsit[®], or **BASIC** text files. Print letters, labels, even envelopes! Boldface, underscore, change margins, pause, print 'unprintable' characters, and **MORE!**

XTRA! includes: **MAILFORM**; **MAILRITE** - with capability of printing variable text from a 'key' file; **MAILABEL** - 1, 2, 3, or 4 across label printer; and **MAILSORT** - sort a full 40 track double density data diskette in only 48K!

ALL MACHINE LANGUAGE means unsurpassed SPEED, RELIABILITY & EASE OF USE

For VISA, Master Card & COD orders only
Call NOW - TOLLFREE

(800) 824-7888

ASK FOR OPERATOR 203

California (800) 852-7777

Hawaii & Alaska (800) 824-7919

For more information call (214) 233-3998

(Requires min 32K single disk drive)

**FOR THE MODEL I & III
SPECIAL DELIVERY\$125
XTRA SPECIAL DELIVERY .. \$199**

**FOR THE MODEL II
SPECIAL DELIVERY \$199**
(Requires Mod II DOS version 2.0)

TRS-80 is a registered trademark of Tandy Corp.

VISA

MasterCard

software concepts

13534 Preston Rd. Suite 142
Dallas, Texas 75240

Visit us at the San Francisco Computer Faire April 3-5
Dealer Inquiries invited ✓299

```
62000 CLS: CLEAR 4000: A=17129: E=0: PRINT@64, "BE PATIENT,  
I AM WORKING. READY RECORDER TO 'RECORD': K4$="" : F  
=1  
62010 B=PEEK(A+1)*256+PEEK(A): IF B=0 THEN 62190  
62020 A=A+2: C=PEEK(A+1)*256+PEEK(A): A=A+2  
62030 IF C>62000 AND C<62201 THEN 62080  
62040 IF PEEK(A)=141 THEN K1$="A": GOTO 62090  
62050 IF PEEK(A)=145 THEN K1$="B": GOTO 62090  
62060 IF PEEK(A)=202 THEN K1$="C": GOTO 62090  
62070 IF PEEK(A)=149 THEN K1$="D": GOTO 62090  
62072 IF PEEK(A)=159 THEN K1$="E": GOTO 62090  
62074 IF PEEK(A)=142 THEN K1$="F": GOTO 62090  
62080 A=A+1: IF A=B THEN 62010 ELSE 62030  
62090 K2$=""  
62100 A=A+1: IF PEEK(A)=32 THEN 62100 ELSE D=A  
62110 IF PEEK(D)<48 OR PEEK(D)>57 THEN 62130 ELSE K2$=K2$  
+CHR$(PEEK(D))  
62120 D=D+1: GOTO 62110  
62130 IF D=A THEN 62080 ELSE E=E+1: C$=STR$(C): C$=MID$(C  
$, 2, LEN(C$)-1): PRINT@280, C$  
62150 IF LEN(C$)<5 THEN C$="." + C$: GOTO 62150  
62160 IF LEN(K2$)<5 THEN K2$="." + K2$: GOTO 62160  
62170 K4$=K4$+K2$+C$+K1$: F=F+1: IF F<22 THEN 62200 ELSE  
F=1  
62180 PRINT#-1, K4$: K4$="" : GOTO 62200  
62190 K4$=K4$+"#END#": PRINT#-1, K4$: PRINT@448, "REWIND AN  
D REMOVE DATA TAPE, CLOAD PHASE 2 AND 'RUN': END  
62200 A=D: IF PEEK(D)=44 THEN 62090 ELSE 62080
```

Program Listing 2. Version 2, Phase 1

in C\$ = Mid\$(C\$, 2, LEN(C\$)-1).

We make line number (C\$) and address (K2\$) each five positions long by inserting periods. This makes sorting easier in Phase Two.

Phase Two is straightforward (see Program Listing 3), stands alone and does not have to be appended. It gets its data from the cassette, sorts by major sequence—line number address to

which the instruction branches, and sorts by minor sequence—line number which contains this instruction.

Each data block of 21 records is read into A\$ and unblocked into E\$(C).

Those are the two versions of our cross reference program, and either one is valuable for anybody modifying BASIC programs. ■

```
100 CLS: CLEAR 7000: C=1: DIM ES(300): PRINT "READY RECORDER  
TO READ IN DATA FROM PHASE 1. PRESS 'SPACE'."  
120 AS=INKEY$: IF AS="" THEN 120 ELSE CLS  
130 INPUT#-1, AS: B=1: D=1  
140 IF MID$(AS, B, 5)="#END#" THEN 160 ELSE ES(C)=MID$(AS,  
B, 11): C=C+1  
150 B=B+11: D=D+1: IF D>21 THEN 130 ELSE 140  
160 C=C-1: PRINT: PRINT TAB(8) C; "DATA LOADED, NOW SORTING  
THEM."  
170 F=C: G=1  
180 G=2*G: IF G<F THEN 180  
190 G=INT((G-1)/2): IF G=0 THEN 240  
200 L=F-G: FOR I=1 TO L: J=I  
210 K=J+G  
220 IF MID$(ES(K), 1, 10)<MID$(ES(J), 1, 10) THEN TES=ES(J)  
: ES(J)=ES(K): ES(K)=TES: J=J-G: IF J>0 THEN 210  
230 NEXT I: GOTO 190  
240 CLS: M=1: N=1  
250 IF N-1=C THEN PRINT "PRESS 'SPACE' TO REPEAT PRINTOUT  
T, 'ENTER' TO END.": GOTO 390  
260 IF MID$(ES(N), 1, 5) = MID$(ES(N-1), 1, 5) THEN 280  
270 PRINT CHR$(149); STRING$(13, "-"); MID$(ES(N), 1, 5); STR  
ING$(44, "-"); CHR$(170); M=M+1  
280 PRINT CHR$(149); N;  
290 IF MID$(ES(N), 11, 1) = "A" THEN PS="GOTO": GOTO 350  
300 IF MID$(ES(N), 11, 1) = "B" THEN PS="GOSUB": GOTO 350  
310 IF MID$(ES(N), 11, 1) = "C" THEN PS="THEN": GOTO 350  
320 IF MID$(ES(N), 11, 1) = "D" THEN PS="ELSE": GOTO 350  
330 IF MID$(ES(N), 11, 1) = "E" THEN PS="RESUME": GOTO 350  
340 PS="RUN"  
350 PRINT TAB(14) "....."; PS; TAB(27) MID$(ES(N), 1, 5); " -  
- - FROM LINE # "; MID$(ES(N), 6, 5); TAB(63) CHR$(17  
0);  
360 M=M+1: N=N+1: IF M<15 THEN 250 ELSE PRINT STRING$(63, "  
"); M=1  
370 PRINT@980, "PRESS 'SPACE' WHEN READY"; TES=INKEY$: IF  
TES="" THEN 370  
380 CLS: GOTO 250  
390 TES=INKEY$: IF TES=CHR$(32) THEN 240 ELSE IF TES=CHR$(  
13) THEN END ELSE 390
```

Program Listing 3. Version 2, Phase 2

MULTI-USER OASIS HAS THE FEATURES PROS DEMAND. READ WHY.

Computer experts (the pros) usually have big computer experience. That's why when they shop system software for Z80 micros, they look for the big system features they're used to. And that's why they like Multi-User OASIS. You will too.

DATA INTEGRITY: FILE & AUTOMATIC RECORD LOCKING

The biggest challenge for any multi-user system is co-ordinating requests from several users to change the same record at the same time.

Without proper co-ordination, the confusion and problems of inaccurate or even destroyed data can be staggering.

Our File and Automatic Record Locking features solve these problems.

For example: normally all users can view a particular record at the same time. But, if that record is being updated by one user, automatic record locking will deny all other users access to the record until the up-date is completed. So records are always accurate, up-to-date and integrity is assured.

Pros demand file & automatic record locking. OASIS has it.

SYSTEM SECURITY: LOGON, PASSWORD & USER ACCOUNTING

Controlling who gets on your system and what they do once they're on it is the essence of system security.

(THEN COMPARE.)

Without this control, unauthorized users could access your programs and data and do what they like. A frightening prospect isn't it?

And multi-users can multiply the problem.

But with the Logon, Password and Privilege Level features of Multi-User OASIS, a system manager can specify for each user which programs and files may be accessed—and for what purpose.

Security is further enhanced by User Accounting—a feature that lets you keep a history of which user has been logged on, when and for how long.

Pros insist on these security features. OASIS has them.

EFFICIENCY: RE-ENTRANT BASIC

A multi-user system is often not even practical on computers limited to 64K memory.

OASIS Re-entrant BASIC makes it practical.

How?

Because all users use a single run-time BASIC module, to execute their compiled programs, less

memory is needed. Even if you have more than 64K, your pay-off is cost saving and more efficient use of all the memory you have available—because it services more users.

Sound like a pro feature? It is. And OASIS has it.

AND LOTS MORE...

Multi-User OASIS supports as many as 16 terminals and can run in as little as 56K memory. Or, with bank switching, as much as 784K.

Multi-Tasking lets each user run more than one job at the same time.

And there's our BASIC—a compiler, interpreter and debugger all in one. An OASIS exclusive.

Still more: Editor; Hard & Floppy Disk Support; Keyed (ISAM), Direct & Sequential Files; Mail-Box; Scheduler; Spooler; all from OASIS.

Our documentation is recognized as some of the best, most extensive, in the industry. And, of course, there's plenty of application software.

Put it all together and it's easy to see why the real pros like OASIS. Join them. Send your order today.

OASIS IS AVAILABLE FOR SYSTEMS: Altos; CompuCorp; Cromemco; Delta Products; Digital Group; Digital Microsystems; Dynabyte; Godbout; IBC; Index; Intersystems; North Star; Onyx; SD Systems; TRS 80 Mod III; Vector Graphic; Vorinox.

CONTROLLERS: Bell Controls; Camtec; Corvus; Kogen; Microbit; Microbits; Torbell; Teletek; Thinkertoys; X Comp.

Write for complete free Application Software Directory.

PLEASE SEND ME:

Product	Price with Manual	Manual Only
OPERATING SYSTEM (Includes EXEC Language, File Management, User Accounting, Device Drivers, Print Spooler, General Text Editor, etc.) SINGLE-USER MULTI-USER	\$150 350	\$17.50 17.50
BASIC COMPILER/INTERPRETER/DEBUGGER	100	15.00
RE-ENTRANT BASIC COMPILER/INTERPRETER/DEBUGGER	150	15.00
DEVELOPMENT PACKAGE (Macro Assembler, Linkage Editor, Debugger)	150	25.00
TEXT EDITOR & SCRIPT PROCESSOR	150	15.00
DIAGNOSTIC & CONVERSION UTILITIES (Memory Test, Assembly Language, Converters, File Recovery, Disk Test, File Copy from other OS, etc.)	100	15.00
COMMUNICATIONS PACKAGE (Terminal Emulator, File Send & Receive)	100	15.00
PACKAGE PRICE (All of Above) SINGLE-USER MULTI-USER	500 850	60.00 60.00
FILE SORT	100	15.00
COBOL-ANSI '74	750	35.00

Order OASIS from:

Phase One Systems, Inc.
7700 Edgewater Drive, Suite 830
Oakland, CA 94621

Telephone (415) 562-8085
TWX 910-366-7139

NAME _____
STREET (NO BOX #) _____
CITY _____
STATE _____ ZIP _____

AMOUNT \$ _____
(Attach system description; add \$3 for shipping; California residents add sales tax)
 Check enclosed VISA
 UPS C.O.D. Mastercharge
Card Number _____
Expiration Date _____
Signature _____



MAKES MICROS RUN LIKE MINIS

A useful loan calculator program.

The Loan Wrangler

Garth Jensen
59 Oak Drive, Ancient Oak
Macungie, PA 18062

This program will take the effort out of calculating monthly payments on a loan, annual interest rates, future values of savings plans, etc. It will help you plan financial transactions in advance, and in the process prepare you to deal with lending institutions.

To be consistent with lending institutions, the Loan Calculator program assumes monthly compounding of interest. For a fixed monthly payment, you can see that the payments of principal and interest change each month. See Sample 3.

Running the Program

When you type RUN, a menu is presented allowing calculation of the amount borrowed, the future value of an annuity, the annual interest rate, the amount of one monthly payment on the life of the loan. You

new car and can afford payments of \$150 per month. Assume a 12% interest rate on auto loans and a three year life. Run the Loan Calculator, specify menu item one, and enter the appropriate data when prompted:

fixed amount each month. For example, what savings are required in a bank account paying 5.25% interest in order to provide supplement retirement income of \$100 per month for 10 years? Entering the interest rate of 5.25%, the monthly payment of \$100 and the total life of 120 months yields a required savings of \$9321. After 10 years of withdrawing \$100 per month, the account would be emptied.

"Each month's payment is split into principal and interest and a running principal balance is maintained."

are prompted to enter specific details about the loan. The routine is then executed and output options presented.

Samples 1 through 4 illustrate some of the uses of the program.

Borrowing

Suppose you want to buy a

Enter annual interest rate in percent ? 12
Enter amount of one monthly payment ? 150
Enter total life in months ? 36

If you request the Terms Only output, the results will appear as shown in Sample 1. You can afford to borrow \$4516.

A second use of this routine is to determine the total savings required in order to withdraw a

Value of an Annuity

This routine provides a way to evaluate a savings program. If you save \$50 per month in a 7% credit union account, how much will you have in the account after 15 years? After entering the interest rate, monthly payment, and 180 month life, you are informed that your efforts result in a savings balance of \$15,848. See Sample 2.

LOAN TERMS

AMOUNT BORROWED:	\$ 4516.08
ANNUAL INTEREST RATE:	12 %
MONTHLY PAYMENT:	\$ 150
LIFE:	36 MONTHS

Sample Output 1. Calculate Amount Borrowed

LOAN TERMS

ANNUAL INTEREST RATE:	7 %
MONTHLY PAYMENT:	\$ 50
LIFE:	180 MONTHS
FUTURE VALUE:	\$ 15847.9

Sample Output 2. Calculate Future Value of an Annuity

Program Listing

```

45 ' MAJOR VARIABLES USED IN CALCULATIONS:
50 ' A=AMOUNT BORROWED; B=REQUESTED CALCULATION; F=FUTURE
    RE VALUE OF ANNUITY
55 ' I=MONTHLY INTEREST RATE; IA=ANNUAL INTEREST RATE;
    N=LOAN LIFE IN MONTHS
60 ' P=MONTHLY PAYMENT; PF=FACTOR FOR CALCULATING PRESE
    NT VALUE OF AN ANNUITY
65 ' MAJOR VARIABLES USED IN OUTPUT:
70 ' M=MONTH; Y=YEAR; TP=TOTAL PRINCIPAL PAID IN ONE YE
    AR
75 ' TI=TOTAL INTEREST PAID IN ONE YEAR; PP=PRINCIPAL P
    AID IN PERIOD
80 ' BP=BEGINNING PRINCIPAL BALANCE; EP=ENDING PRINCIPA
    L BALANCE
85 ' IP=INTEREST PAID IN PERIOD
90 CLEAR100:CLS:SS="#####.## ":SS=SS+" "+SS+SS+" "+SS
95 'MENU ROUTINE
100 PRINT:PRINTTAB(20)"LOAN CALCULATOR":PRINT:PRINT
110 PRINT"WHAT DO YOU WANT TO FIND?":PRINT
120 PRINTTAB(10)"1-AMOUNT BORROWED"
125 PRINTTAB(10)"2-FUTURE VALUE OF ANNUITY"
130 PRINTTAB(10)"3-ANNUAL INTEREST RATE"
135 PRINTTAB(10)"4-AMOUNT OF ONE MONTHLY PAYMENT"
140 PRINTTAB(10)"5-LIFE OF LOAN":PRINT
150 INPUT"ENTER ITEM NUMBER";B:IFB<1ORB>5THEN150ELSECLS
155 'ENTER RELEVANT DATA
160 IFB=1ORB=2THEN170ELSEINPUT"ENTER AMOUNT BORROWED";A
    :IF A<0THEN160
170 IFB=3THEN180ELSEINPUT"ENTER ANNUAL INTEREST RATE IN
    PERCENT";I
175 IF I<=0THEN170ELSE I=I/1200
180 IFB=4THEN190ELSEINPUT"ENTER AMOUNT OF MONTHLY PAYME
    NT";P:IF P<=0THEN180
190 IFB=5THEN200ELSEINPUT"ENTER TOTAL LIFE IN MONTHS";N
    :IF N<=0THEN190
200 ONBGOTO300,400,500,600,700
210 STOP
220 INPUT"HIT 'ENTER' TO CONTINUE";AS:RETURN 'PAUSE SUB
    ROUTINE
300 'CALCULATE AMOUNT BORROWED
310 PF=(1-(1+I)[(-N)]/I:A=(INT(P*PF*100+.5))/100:GOSUB3
    50:GOTO800
350 'SUBROUTINE TO TEST FOR UNDEFINED LIFE. IF THE PAY
    MENT DOES NOT COVER
355 'THE INTEREST REQUIREMENT, PRINCIPAL GROWS AND THE
    LIFE IS UNDEFINED
360 IF P-A*I>.1THENRETURNELSEPRINT
370 PRINT"ONE MONTHLY PAYMENT = $";P; ", AND THE"
380 PRINT"INTEREST REQUIRED = $";A*I; "."
390 PRINT"THEFORE, THE LIFE OF THE LOAN IS UNDEFINED.
    ":END
400 'CALCULATE FUTURE VALUE OF THE ANNUITY
410 F=P*(1+I)[N-1]/I:F=(INT(F*100+.5))/100:GOTO800
500 'CALCULATE ANNUAL INTEREST RATE
505 'RANGE TESTED IS 0% TO 360% USING BINARY SEARCH
510 IF N*P>ATHENT=.3:B=0:GOTO530
520 PRINT"INTEREST RATE IS NEGATIVE OR ZERO":PRINT:END
530 I=(T+B)/2:PF=(1-(1+I)[(-N)]/I:PV=P*PF
535 'IF TRIAL PRESENT VALUE = AMT BORROWED, THEN
536 'INTEREST RATE IS FOUND
540 IFABS(PV-A)<=.01THEN800
545 IFABS(I-.3)<=.00001 PRINT"INTEREST RATE ABOVE 360%":
    :END
550 IF PV>ATHENB=I:GOTO530:ELSE I=I:GOTO530
600 'CALCULATE MONTHLY PAYMENT
610 PF=(1-(1+I)[(-N)]/I:P=(INT(A/PF*100+.5))/100:GOTO800
700 'CALCULATE LIFE OF LOAN
710 GOSUB350
715 'PRINCIPAL GROWS AND LIFE IS INFINITE IF PAYMENT
716 'DOES NOT COVER INTEREST
720 N=LOG(P/(P-A*I))/LOG(1+I)
800 'DISPLAY RESULTS
805 IFB=2THENC=1:GOTO814
810 CLS:PRINTTAB(20)"SPECIFY OUTPUT FORMAT":PRINT
811 PRINT"WANT 1-TERMS ONLY, 2-ANNUAL, OR 3-MONTHLY SUM
    MARY?"
812 INPUT"ENTER 1, 2, OR 3";C:IFC<1ORC>3THEN810
814 PRINT:PRINT"WANT OUTPUT TO 1-VIDEO, OR 2-PRINTER?"
816 INPUT"ENTER 1 OR 2";C2:PRINT:IFC2<1ORC2>2THEN814
818 IFC2=1THENPRINT:GOTO825
820 IFPEEK(14312)=63THEN825
822 PRINT:PRINT"GET PRINTER READY":GOSUB220:GOTO814
825 IFC=1THEN830ELSEINPUT"ENTER MONTH OF YEAR FIRST PAY
    MENT IS MADE (1-12)";M
826 MM=M:IFM<1 ORM>12THEN825
827 INPUT"ENTER OUTPUT TABLE LENGTH IN YEARS";L:IFL<1TH
    EN827
830 CLS:IFC2=1THENPRINTTAB(14)"LOAN TERMS":PRINT:GOTO84
    0
835 LPRINTTAB(14)"LOAN TERMS":LPRINT" "
840 IFC2=1THENIFB<>2PRINT"AMOUNT BORROWED:","$";A:GOTO8
    50
845 IFB<>2LPRINT"AMOUNT BORROWED:","$";A
850 IFC2=1THENPRINT"ANNUAL INTEREST RATE:","1200*I;":"%":G
    OTO860
    
```

Program continues

SCIENTIFIC SUBROUTINE LIBRARY FOR ENGINEERS, SCIENTISTS AND MATHEMATICIANS

American Computer Development, Inc. proudly introduces the most powerful collection of scientific subroutines ever written for micro-computers. Before now these programs were only available for large mainframe computers such as the IBM 370*. This collection of 72 distinct programs are up and running and can be working for you NOW on your TRS-80** Model I. In seconds these programs will perform some of the most difficult and time-consuming problems you face. For example, you can solve Eigenvalue problems, invert matrices, solve differential equations, do multiple linear regressions, and much, much more.

LIBRARY INCLUDES:

POLYLIB — This is a collection of 8 subroutines designed to handle polynomial operations of a very high order, including polynomial addition, subtraction, division, multiplication, evaluation, differentiation, integration, normalization, and extraction of roots, both real and complex.

FUNCLIB — This is a set of 10 subroutines to compute the value of a series expansion in some special polynomial, the value of a special polynomial or special function, such as the gamma function.

MATLIB — This is a collection of 13 very powerful matrix-handling subroutines which can be used individually or can be linked together to form program modules to perform successive matrix operations. These subroutines all use Variable Array Dimensioning.

CALCLIB — This is a collection of 7 subroutines designed to integrate, differentiate, and solve both single and systems of differential equations. The differential equations programs use the Fourth-Order RUNGE-KUTTA method.

STATLIB — This is a set of 26 different subroutines to calculate many statistical properties of various data sets. While most of the programs can be used individually, several can be called in order to perform very sophisticated analyses, such as multiple linear regressions and polynomial regressions.

MISCLIB — This is a collection of 8 subroutines to calculate various results, including Fourier analysis, Fourier transforms, least squares fits, and the solving of nonlinear equations.

PADD	PSUB	PMPY	PDIV	PVAL	PDER	PINT	POLRT	HEP
HEPS	LEP	LEPS	GMMMA	BESJ	BESY	BESK	IO	INUE
GMADD	GMSUB	GMPRD	GMTRA	SADD	SSUB	SMPY	SDIV	MFUN
SIMQ	MINV	EIGEN	MSTR	DGR3	QTFG	QG2	QG10	RK1
RK2	RKGS	TALLY	BOUND	ABSENT	CORRE	ORDER	MULTR	GDATA
AVDAT	AVCAL	MEANG	AUTO	CROSS	SMO	EXSMO	CHISQ	QTEST
RANK	MOMENT	TTEST	GAUSS	BOTR	CDTR	NOTRI	DLGAM	RAND
NDTR	RTNI	FMFP	SET3	APLL	APFS	FORIF	FORIT	FFT

DOCUMENTATION: Each diskette comes with 103 pages of documentation containing calling conventions, parameters, notes, examples, appendices and index.

MINIMUM SYSTEM REQUIRED: 32K RAM with single disk drive

TO ORDER: Send check or money order in the amount of \$99.95 per copy made payable to

AMERICAN COMPUTER DEVELOPMENT, INC. 227

1735 Briarcrest Dr., Suite 200
Bryan, Texas 77801
713/775-1516 713/775-1510

Telephone orders accepted. Dealer inquiries invited. VISA and MASTER CHARGE accepted. Send card number and expiration date. Price includes shipping and handling. Immediate delivery.

*IBM 370 is a Trademark of the International Business Machines Corporation.

**TRS-80 is a Trademark of the Tandy Corporation.



TRS-80 CASE

ATTACHE STYLE CASES FOR CARRYING AND PROTECTING A COMPLETE COMPUTER SET-UP. CONSTRUCTED OF THE HIGHEST QUALITY LUGGAGE MATERIAL WITH SADDLE STITCHING WILL ACCOMMODATE EQUIPMENT IN A FULLY OPERATIONAL CONFIGURATION ALONG WITH MANUALS, WORKING PAPERS AND DISKS. NEVER A NEED TO REMOVE EQUIPMENT FROM CASE. SIMPLY REMOVE LID, CONNECT POWER AND OPERATE. LID CAN BE REPLACED AND LOCKED FOR SECURITY AND PROTECTION WITHOUT DISCONNECTING CABLES. FULLY TESTED

- AP101S Apple and Single Disk Drive\$109
- AP102D Apple and Double Disk Drive119
- AP103M Apple, 9 inch Monitor and Double Drive129
- RS201 TRS-80, Expansion Unit and Double Drive109
- RS202 TRS-80 Monitor and Accessories84
- P401 Paper Tiger Printer.....99
- P402 Line Printer II-Centronics 730.....89
- CC90 Matching Attache Case75



199 COMPUTER CASE COMPANY
5650 INDIANA MOUND CT. COLUMBUS, OHIO 43213
(614) 868-9464

Prepare Income Taxes — Yours, Too! On Your Microcomputer 40 INCOME TAX PROGRAMS

Most "tax preparers" charge \$35 to \$50 per hour — and up! Interesting seasonal spare-time work. Your computer figures taxes easily, and with printer, types them too. Our 130-page book guides you in programming income tax forms.

Do your own taxes, Do them for others, too. Here are more than 40 income tax, easy to follow programs, with variables.

One chapter discusses depreciation of microcomputers used for profit. Another gives programming tips for newcomers. There are programs that "look up" taxes from the "tax tables" and the "tax schedules". Others for earned income credit, installment sales, rental statements and many others — 40 plus in all.

Written in TRS-80 MOD. 1 basic (T. M. Reg. — Tandy Corp.) with command listings so other brand users can convert to their computer system.

Book* — "40 Income Tax Programs" — \$16.95 ppd.

Available at many computer stores. Mo. res. add 5% sales tax.

GOOTH SOFTWARE

Dept. 12 931 So. Bemiston, St. Louis, Mo. 63105 ✓ 159

Master Charge, Visa, Check or Money Order.

*This book may be tax deductible if it assists you in your taxes, or in tax work for profit.



Annual Interest Rate

This routine calculates the interest rate on a loan. Assume that a book salesman offers you a set of encyclopedias for \$1000 cash, or \$50 per month for 24 months. What is the interest rate in this installment purchase plan? Enter \$1000 as the amount borrowed, \$50 as the payment, and 24 months for the life of the loan. The results are given in Sample 3.

Each month's payment is split into principal and interest and a running principal balance is maintained. Also, each year is summarized for convenient record keeping.

Monthly Payments

Situations arise when you need to determine monthly payments. Assume that you are considering the purchase of a new house costing \$85,000. You have funds available to pay closing costs and make a 20% down payment on the house. The 80% to be borrowed is \$68,000. At a 12% interest rate over a 30 year life, what is the monthly payment? Sample 4 answers our question, illustrating the Annual Summary output format.

Another use of this routine calculates withdrawals. Suppose you have \$10,000 in a bank account earning 5.25% interest, and want to withdraw equal monthly amounts over five years. What amount can you withdraw monthly? The Loan Calculator provides the answer

of \$190.

Life of the Loan

Let's extend the example of purchasing encyclopedias. As shown in Sample 3, the principal remaining to be paid at the end of the first year is \$666. If you make a payment of \$300 at the end of year one and continue with the \$50 per month payments, how many more payments will be required? Inputting \$366 as the amount borrowed, 18.16% as the interest rate, and \$50 as the payment, you learn that 7.8 payments remain.

It is also a simple matter to calculate the interest you avoid by making the \$300 advance payment. Add the interest paid through year one (\$116.49 from Sample 3) to the interest in the remaining payments (\$24.90 in 7.8 payments). The total of \$141.39 compares to the \$199.97 total of the three years' interest from Sample 3. You save \$58.58 in interest by making the \$300 payment.

Summary

Monthly compounding of interest guarantees accurate results in almost all common borrowing situations. Monthly compounding also yields close approximations of daily interest savings plans.

I hope this program proves to be useful in helping you make optimal financing decisions. For a program cassette, send \$6.00 to the author. ■

LOAN TERMS

AMOUNT BORROWED: \$ 68000
ANNUAL INTEREST RATE: 12 %
MONTHLY PAYMENT: \$ 699.46
LIFE: 360 MONTHS

YEAR	MONTH	BEGINNING PRINCIPAL	PRINCIPAL REPAYMENT	INTEREST	ENDING PRINCIPAL
1	TOTAL	68000.00	246.79	8146.73	67753.20
2	TOTAL	67753.20	278.10	8115.42	67475.10
3	TOTAL	67475.10	313.38	8080.14	67161.70
4	TOTAL	67161.70	353.11	8040.41	66808.60
5	TOTAL	66808.60	397.88	7995.64	66410.80
6	TOTAL	66410.80	448.35	7945.17	65962.40
7	TOTAL	65962.40	505.22	7888.30	65457.20
8	TOTAL	65457.20	569.30	7824.22	64887.90
9	TOTAL	64887.90	641.48	7752.84	64246.40
10	TOTAL	64246.40	722.86	7670.66	63523.60
11	TOTAL	63523.60	814.53	7578.99	62709.00
12	TOTAL	62709.00	917.82	7475.70	61791.20
13	TOTAL	61791.20	1034.23	7359.29	60757.00
14	TOTAL	60757.00	1165.39	7228.13	59591.60

Etc.

Sample Output 3. Calculate Annual Interest Rate

```

855 LPRINT"ANNUAL INTEREST RATE:",1200*I;%"
860 IFC2=1THENPRINT"MONTHLY PAYMENT:", "$";P:GOTO870
865 LPRINT"MONTHLY PAYMENT:", "$";P
870 IFC2=1THENPRINT"LIFE:", ,N; "MONTHS":GOTO880
875 LPRINT"LIFE:", ,N; "MONTHS"
880 IFC2=1THENIFB=2PRINT"FUTURE VALUE", "$";F:GOTO890
885 IFB=2LPRINT"FUTURE VALUE", "$";F
890 IFC=1ORB=2THENPRINT:END
900 'PRINT SUMMARIES
910 Y=0:EP=A:PRINT:PRINT:GOSUB220:CLS:GOSUB1100
920 Y=Y+1:TP=0:TI=0:IFY>1THENMM=1
930 FORM=MMTO12:BP=EP
940 IP=INT(100*BP*I+.5)/100:TI=TI+IP:PF=P-IP:IFPF>BPBTHE
NPP=BP:L=0
950 TP=TP+PP:EP=BP-PP
955 'IF REQUESTED, PRINT MONTHLY DETAILS
960 IFC2=1ANDC=3PRINTUSING"#### ## ";Y,M;:PRINTUS
INGSS;BP,PP,IP,EP:GOTO980
970 IFC=3 LPRINTUSING"#### ## ";Y,M;:LPRINTUSINGS
$;BP,PP,IP,EP
980 IFEP=0THENL=0:GOTO990:ELSEIFY<=LTHEN NEXTM
985 'PRINT ANNUAL SUMMARIES
990 IFC2=1THENPRINTUSING"#### ## TOTAL ";Y;:PRINTUSINGS
$;EP+TP,TP,TI,EP:GOTO1010
1000 LPRINTUSING"#### ## TOTAL ";Y;:LPRINTUSINGS$;EP+TP
,TP,TI,EP
1010 IFL=0ORY=LTHENEND
1020 IFC=3THENGOSUB220:GOSUB1100
1030 GOTO920
1100 'PRINT SUMMARY HEADINGS
1105 IFC2=2THEN1130
1110 PRINT:PRINTTAB(15)"BEGINNING PRINCIPAL
ENDING"
1120 PRINT" YEAR MONTH PRINCIPAL REPAYMENT INTER
EST PRINCIPAL":RETURN
1130 LPRINT" ":LPRINTTAB(15)"BEGINNING PRINCIPAL
ENDING"
1140 LPRINT" YEAR MONTH PRINCIPAL REPAYMENT INTE
REST PRINCIPAL":RETURN

```

"Monthly compounding of interest guarantees accurate results in almost all common borrowing situations."

LOAN TERMS

AMOUNT BORROWED: \$ 1000
ANNUAL INTEREST RATE: 18.1563 %
MONTHLY PAYMENT: \$ 50
LIFE: 24 MONTHS

YEAR	MONTH	BEGINNING PRINCIPAL	PRINCIPAL REPAYMENT	INTEREST	ENDING PRINCIPAL
1	4	1000.00	34.87	15.13	965.13
1	5	965.13	35.40	14.60	929.73
1	6	929.73	35.93	14.07	893.80
1	7	893.80	36.40	13.52	857.32
1	8	857.32	37.03	12.97	820.29
1	9	820.29	37.59	12.41	782.70
1	10	782.70	38.16	11.84	744.54
1	11	744.54	38.73	11.27	705.81
1	12	705.81	39.32	10.68	666.49
1	TOTAL	1000.00	353.51	116.49	666.49

YEAR	MONTH	BEGINNING PRINCIPAL	PRINCIPAL REPAYMENT	INTEREST	ENDING PRINCIPAL
2	1	666.49	39.92	10.00	626.57
2	2	626.57	40.52	9.48	586.05
2	3	586.05	41.13	8.87	544.92
2	4	544.92	41.76	8.24	503.16
2	5	503.16	42.39	7.61	460.77
2	6	460.77	43.03	6.97	417.74
2	7	417.74	43.68	6.32	374.06
2	8	374.06	44.34	5.66	329.72
2	9	329.72	45.01	4.99	284.71
2	10	284.71	45.69	4.31	239.02
2	11	239.02	46.38	3.62	192.64
2	12	192.64	47.09	2.91	145.55
2	TOTAL	666.49	520.94	79.06	145.55

YEAR	MONTH	BEGINNING PRINCIPAL	PRINCIPAL REPAYMENT	INTEREST	ENDING PRINCIPAL
3	1	145.55	47.80	2.20	97.75
3	2	97.75	48.52	1.48	49.23
3	3	49.23	49.23	0.74	0.00
3	TOTAL	145.55	145.55	4.42	0.00

Sample Output 4. Calculate Monthly Payment



"Simply the Best"

Service Technologies

★ Add lower case to any Centronics Printer! \$89.00

★ Add Motor Control to your 779! \$95.00

Our Conversion Kit I gives all Centronics printers the ability to print upper and lower case price \$89.00.

* Optional customer defined character sets available
Our Conversion Kit II turns your motor on and off automatically, increases the life of your printer: \$95.00.

Both kits require NO soldering, etchcuts, software change, interface or program modifications. Installs in minutes with just a screw driver

We are the original Centronics add-on company.
Don't be fooled by imitations!

NOW USE YOUR CENTRONICS PARALLEL PRINTER ON ANY COMPUTER WITH A SERIAL PORT!

AVAILABLE IN FOUR MODELS, ALL WITH SWITCHABLE BAUD RATES

- ★ CSP - 100 NO BUFFER\$175.00
- CSP - 200 256 CHARACTER BUFFER\$225.00
- CSP - 200X X ON/X OFF PROTOCOL\$340.00
- CSP - 2000 2048 CHARACTER BUFFER\$395.00



And more.....

★ C-488 IEEE PARALLEL "LISTEN ONLY" TO CENTRONICS INTERFACE

- Input IEEE 488 GPIB, Hewlett Packard HPIB, or PET compatible
- Switchable device address
- Disable switch for address and parallel commands \$125.00

★ PSI PARALLEL SWITCH ALLOWING TWO DEVICES TO SHARE ONE LINE PRINTER

- Two parallel input ports - one parallel output port
- Manual or remote switching control \$125.00


★ SDP-1 A USER PROGRAMMABLE SERIAL DATA PROCESSOR WITH THE CAPABILITY OF COMBINING MULTIPLE SERIAL DATA OPERATIONS



- Z-80 Microprocessor - controlled
- Buffer allocation, synchronous or asynchronous operation including transparent or non transparent mode.
- Code, word structure and baud rate conversions Ex. ASCII to EBCDIC or ASCII to BAUDOT
- Handles baud rates of 50-19,200 b.p.s
- Buffer size expandable from 4K - 64K RAM memory
- Audio cassette interface
- Independent and separately controlled input and output ports.

OUR QUALITY, SERVICE, WARRENTY AND PRICE CAN'T BE BEAT

To order please send check or money order to;



Service Technologies 297
32 Nightingale Rd.
Nashua, N.H. 03062
(603) 883-5369



Visa and Master Card accepted (include signature expiration date and phone #)

phone orders and inquiries always welcome

Find out what lurks in your TRS-80.

The Shadow Knows

John L. Romkey
27 Blue Hill West
Bangor, ME 04401

Have you ever wondered what dread secrets the TRS-80 holds? How about the reserved areas in RAM that eat part of your memory? With the help of a good disassembler and a lot of good luck, I've discovered interesting things about these valleys of shadows.

Memory Map

Radio Shack's memory map shows reserved areas extending from 402D to 41E6 (I'll use hex notation). Keyboard RAM starts at 4000; when you PRINT MEM and are told you have only 15572 bytes of free RAM, BASIC is protecting RAM areas.

You can't put them in ROM because BASIC has to keep track of many things, and uses the reserved areas for holding status information, passing values to functions, and implementing tables so its capabilities can be complemented. Table 1 lists some locations in the reserved area, most requiring two bytes per word to store status information. Those needing only one byte are preceded by a *b* in the first column of the Table.

Suppose we want to find out where the program starts. Table 1 refers you to the word in 40A4.

Enter: PRINT PEEK(16548)+PEEK(16549)*256. Hex 40A4 is 16548; multiply the second byte by 256 so that the address will be calculated correctly. The Z-80 stores a number like 3A7C in memory as 7C 3A, since 7C and 3A are both bytes.

If you've never worked with machine language, don't panic. Everything in this part of the article can be used directly from BASIC.

403D This address has a single byte which determines whether the video display is in the 32 or 64 character mode. If the byte is an eight, the screen will display 32 characters. If it is a 0, the screen will display 64 characters. Clear the screen and try this: POKE 16445,8. Your display should be 32 characters. CHR\$(28) will get you out of the 32-character mode without clearing the screen, but the cursor will be placed in the upper left corner of the screen.

Put the screen in the 32-character mode and try this: POKE 16445,0. The cursor is where it should be. There are spaces between letters because only every other video location is used since the characters are twice the usual width.

409A This code indicates the last error. When you use ERR, you get the con-

tents of this location. Here's how the code goes: If it is a 0, the error is a NEXT without FOR; if it is a 2, the error is syntax; 4—the error is RETURN without GOSUB, etc. The codes are all even because this simplifies the way BASIC issues its error messages. Take a look at ROM. At address 18C9 (6435 decimal) there is a group of letters. They

are NFSNRGODFCOV MUL, which are Level II's error messages! BASIC figures out which message to print by adding the error code to 18C9 and showing the two letters at the resultant address. Address 40F2 is the error flag. A flag is a value that lets the computer know something has happened. If the byte at 40F2 is not 0, there is an

Length	Address Hex	Address Decimal	Function
b	403D	16445	Current screen status
b	409A	16538	Current internal error code
	40A0	16544	Pointer to bottom of string storage
	40A2	16546	Current line number
	40A4	16548	Pointer to start of program
b	40AF	16559	Type of argument in function
	40B1	16561	Top of BASIC RAM
	40D6	16598	Pointer to bottom of used string storage
	40DF	16607	Pointer to most recent change in variable table
b	40E1	16609	Auto flag
	40E2	16610	Current auto line number
	40E4	16612	Auto increment
	40E6	16614	Pointer to current character
	40E8	16616	Highest possible stack address with current string storage
	40EA	16618	Current error's line number
	40EC	16620	Current line number
	40EE	16622	Pointer to I/O buffer
	40F0	16624	Pointer to line of BASIC error handling
b	40F2	16626	Error flag
	40F9	16633	Pointer to end of program
	40FB	16635	Pointer to top of variable table
	40FD	16637	Pointer to top of array table
	40FF	16639	Pointer to current data item
	4101-411A	16641-16666	Implicit variable type table
b	411B	16667	Trace flag
	411D	16673	Argument for function
	4152-41A5	16722-16805	Disk BASIC command table
	41A6-41E5	16806-16869	Misc. entry points

Table 1. Reserved Area Addresses

Code(dec.)	Command	Address
128	END	1DAE
129	FOR	1CA1
130	RESET	0138
131	SET	0135
132	CLS	01C9
133	CMD	4173/56CB
134	RANDOM	01D3
135	NEXT	22B6
136	DATA	1F05
137	INPUT	219A
138	DIM	2608
139	READ	21EF
140	LET	1F21
141	GOTO	1EC2
142	RUN	1EA3
143	IF	2039
144	RESTORE	1D19
145	GOSUB	1EB1
146	RETURN	1EDE
147	REM	1F07
148	STOP	1DA9
149	ELSE	1F07
150	TRON	1DF7
151	TROFF	1DF8
152	DEFSTR	1E00
153	DEFINT	1E03
154	DEFSNG	1E06
155	DEFDBL	1E09
156	LINE	41A3/5786
157	EDIT	2E60
158	ERROR	1FF4
159	RESUME	1FAF
160	OUT	2AFB
161	ON	1F6C
162	OPEN	4179/6434
163	FIELD	417C/61AF
164	GET	417F/6355
165	PUT	4182/6354
166	CLOSE	4185/6173
167	LOAD	4188/606E
168	MERGE	418B/6109
169	NAME	418E/6544
170	KILL	4191/6521
171	LSET	4197/620B
172	RSET	419A/620A
173	SAVE	41A0/6148
174	SYSTEM	02B2
175	LPRINT	2067
176	DEF	415B/5655
177	POKE	2CB1
178	PRINT	206F
179	CONT	1DE4
180	LIST	2B2E
181	LLIST	2B29
182	DELETE	2BC6
183	AUTO	2008
184	CLEAR	1E7A
185	CLOAD	2C1F
186	CSAVE	2BF5
187	NEW	1B49
188	TAB(2173
189	TO	?
190	FN	4155/558E
191	USING	2CBD
192	VARPTR	24EB
193	USR	27FE
194	ERL	24DC
195	ERR	24CE
196	STRINGS	2A2F
197	INSTR	419D/588B
198	POINT	0132
199	TIMES	4176/5745
200	MEM	27C9
201	INKEYS	019D
202	THEN	1D78
203	NOT	25BF
204	STEP	2B01
205	+	see Table 4
206	-	see Table 4
207	*	see Table 4
208	/	see Table 4
209	↑	?
210	AND	25FD
211	OR	25F7
212	<	?
213	=	?

Table 2

error in the statement most recently evaluated.

40A0 This is the bottom of the reserved string storage. When you CLEAR 100, this number will be 100 less than the word at 40B1, which holds the highest address that BASIC will use.

40A2 BASIC has to know which line number it is on, so it stores that number here. If you're not running a program, the word here will be FFFF.

40A4 This holds the address where BASIC puts the first line of the program. If you want programs elsewhere in memory, put the address of that location in 40A4. Then POKE a 0 into the address stored in 40A4, minus one. Type NEW to reset the other pointers. If you don't POKE the 0, BASIC will probably give you a syntax

error when you type NEW.

40AF When a function is used, it must know the type of its argument. A number is stored here to indicate entity. The codes are: 2 = integer, 3 = string, 4 = single precision, 8 = double precision. If you enter PRINT PEEK(16559), the computer should reply 2, because PEEK always returns an integer.

40E1 These locations are used with the AUTO command. When you AUTO, BASIC has to remember what line you're on, as well as the increment between lines. The word in 40E4 is the increment between lines, and 40E2 contains the last line number. 40E1 is a flag that tells BASIC it is in AUTO. When the byte is zero, everything is normal. When it's not, BASIC enters the AUTO mode. If a non-zero byte is poked into 40E1, as soon as BASIC resurfaces into the command mode it will start AUTOing. Turn off the BREAK key and set the increment to zero. Do this only if there's nothing in memory.

10 POKE 16396,23:POKE 16397,201 'TURN OFF BREAK
20 POKE 16612,0:POKE 16613,0 'SET INCR. TO 0
30 POKE 16609,1 'TURN AUTO ON (HEE-HEE-HEE)

Once you run this program, you'll have to turn off the system to do anything unless you have a monitor activated by a keypress.

40EA This contains the number of the last line with an error, and is used by ERL. If the error is committed in the command mode, it will be FFFF.

40F0 When you use an ON ERROR GOTO, BASIC gets the address of the specified line and stores it here.

40FF This points to the data

for the next READ statement. When you RESTORE, it is reset to the first data statement. This can give you selection capabilities from two or more banks of data. You can position this pointer anywhere by POKEing, and treat a string variable as a data statement. When you change your program, the data address will change. This may be disastrous, so be careful.

Operation	Precision		
	Integer	Single	Double
+	BD7	716	C77
-	BC7	713	C70
*	BF2	847	DA1
/	2490	8A2	DE5

Table 3. Arithmetic Routines

4101 This table represents 26 411A bytes; DEFINT, DEFSTR, DEFSNG, and DEFDBL determine its contents. The byte at 4101 determines the implicit type of a variable starting with A; 4102, the type of a B variable. The numbers here are the same as those under address 40AF. If you want to make all E variables implicitly strings, add 5 to 4101 to get the address for the byte for E variables, and then POKE 16646, 3, because 3 specifies a string. Don't POKE anything but an 8, 4, 3, or 2 in this table. The result can be a crash.

411B This byte is the trace flag. If it is 0 (TROFF) then tracing is off. If it is not (TRON), then tracing is on.

Now you know something about the reserved areas. But BASIC has many other mysteries...

BASIC Commands

In ROM, starting at 1650,

there is a table of semi-recognizable words. These are BASIC's reserve words. The first letter of each word has 80 added to its ASCII code, letting BASIC tell one word from another without wasting memory. Table 2, at 1822, lists the routines for these commands. Every two-byte entry in the table is an address, corresponding with a reserved word, ending with the address for NEW. The next address would be 7979 which is wrong—that's in semi-high RAM, which a 4K system wouldn't have. My table ran out. I found addresses for TAB by step-through disassembly. The only one I failed to find was the address for TO. I found the table for functions, SGN through MID\$, at 1608. That finished up the list for everything but the infix operators (+, -, *, /, =, ...).

The addresses for the arithmetic routines are listed in Table 3. They vary with the precision of the operands. The table is at 18AB. For these routines, integer operands are DE and HL (the register pairs); single precision numbers are stored at 411D-4121 and 4127-412E.

numbers are stored in 4121, and register pairs BC and DE, where DE has the least significant bytes; double precision

function is called, it expects its argument to be the accumulator, and the type flag to be set accordingly.

Address Hex	Address Decimal	Function
41A6	16806	Called when error occurs
41A9	16809	USR function
41AC	16812	Called on BASIC reentry from 1A1C
41AF	16815	Called on the beginning of a line input
41B2	16818	Called after a line of BASIC text is encoded
41C4	16836	Called when keyboard is strobed for byte
41C7	16839	Called on INPUT# or a RUN command with something after it
41CA	16842	Called on a PRINT#
41DF	16863	Called when LIST is executed
41E2	16866	Called when SYSTEM is executed

Table 4. Miscellaneous ROM Exits

numbers are stored at 411D-4121 and 4127-412E.

The results of any of the operations or of any BASIC functions called are stored in an area of memory called the accumulator. For strings, integers, and single precision numbers, the accumulator is at 4121. For double precision numbers it is at 411D through 4124. When a

Disk Basic Functions

In the list of BASIC keywords in Table 2, the first number is the code for that keyword. When you type a line of program, or anything in the command mode, each keyword is replaced with a single byte. This process saves time and memory, and makes it easier for BASIC to interpret the program.

When the address is written as number/number, it is a Disk BASIC command. The first address is the point in RAM to which BASIC jumps when it finds the command. The second address is the end address of the command under Radio Shack's Disk BASICR for TRS-DOS version 2.3.

These commands are the ones that give you an L3 error in Level II. They were implemented to allow upward expandability of BASIC. You can create your own routines and have them executed directly from BASIC by patching them into the table at the proper address. End the routines with a machine language RET instruction. HL will hold the pointer to the current character when your routine is called.

Suppose you want to call the routine NAME. The table entry for NAME is 418E. Start by loading the program and protecting memory, then poke JP (hex C3) into 418E. Put the address of your routine in 418F. You can now execute the routine directly by entering the NAME command. This allows you versatility

in defining your set of commands for BASIC.

The Disk Basic Command Table occupies addresses 4152 through 41A5; the I/O buffer for Level II doesn't start until 41E6. Another table lies between them, consisting of miscellaneous places BASIC jumps to under certain conditions. Some interesting locations are listed in Table 4.

Whenever BASIC encounters an error, it calls 41A6 before it prints the error message. By using this table entry, Disk BASIC and Level III issue long error messages. They patch themselves into 41A6, look at the error code when called, and print the appropriate message.

Level III and Disk BASIC also use 41A9 to give you 10 USR calls. Disk BASIC uses 41C7 to allow sequential disk input. Using address 41B2, you can mask out a BASIC command.

Other ROM Routines

Each of the following routines evaluates an expression which has been compressed. It may contain functions, variables, constants and arithmetic operators, like any standard BASIC expression. On entry to the subroutine, HL points to the expression in RAM. On return, HL points to 1 + the last byte it evaluated. It stops evaluating at the first unrecognized byte, so always end your expression with a 0 or carriage return.

2337 Gets a general (string, integer, single, or double precision) parameter in the accumulator and sets the type flag (40AF, remember?) accordingly.

2B02 Gets a two byte integer in DE.

2B1C Gets a one byte integer in A.

There is another subroutine at 2857. It gives you the address of a line of BASIC program. When you call it, put the line number in DE. On return, DE will be unchanged. If the line does not exist, the C flag will be reset. BC will point to the line if it exists, and HL will point to the next line. ■

Attention TRS-80 Mod II owners: P&T CP/M® 2 has more to offer!

More Disk Storage 596K bytes with double density on standard single sided disk drives. If that's not enough, versions are available for double sided expansion drives (1.2M bytes per disk) and the Cameo Hard disk system (10M bytes.)

More CRT Functions P&T CP/M 2 has the most advanced screen driver available for the Mod II including: erase to end of line/screen, insert/delete line, cursor addressing, non-scrolling area on screen, and much more.

More Serial I/O Capabilities The serial drivers in P&T CP/M 2 support ETX/ACK, XON/XOFF, and request to send handshaking. Direct control of serial ports is also available for special applications.

More Documentation We provide the standard CP/M manuals and our own 150 page manual written specifically for P&T CP/M 2.

More Utilities We have added 14 of our own utility programs for the Mod II to the standard CP/M utilities.

More Useful System Functions P&T CP/M 2 has all sorts of useful features you won't find elsewhere: type-ahead buffer for keyboard input, system time of day clock, automatic program execution and lots more.

Prices

Standard P&T CP/M 2	\$185
P&T CP/M 2 for Shugart 850 2 sided drives	\$220
P&T CP/M 2 for Cameo Hard Disk system	\$250

We also carry other software packages, single & double sided expansion drives and the Cameo Hard Disk System. Write for details.



Prepaid COD Mastercharge or Visa orders accepted
Shipping extra. California residents add 6% sales tax. ✓ 273

PICKLES & TROUT

P.O. BOX 1206, GOLETA, CA 93017. (805) 967-9563

CP/M is a trademark of Digital Research Inc. TRS-80 is a trademark of Tandy Corp.

This program takes the guesswork out of setting printer character width and line length.

EZ Wider

Milan D. Chepko, M.D.
119 Belleville Court
Thief River Falls, MN 56701

all the characters in its buffer memory, they are lost. The next line is fed into the buffer.

This program generates a line of print containing a constant number of characters. While this standard line is sent repeatedly to the printer, you can adjust the control on the back of the printer until the line just fills the width of the paper. By selecting the number of characters contained in the line, you can set your printer for any size of character or line width.

This program should be compatible with any line printer, even those using step switches. You might want to use it to test your system to see that it is actually printing the size of characters you want. ■

One of the problems with the Centronics 779 line printer from Radio Shack is that character width—and the number of characters per printed line—is determined by an adjustable potentiometer, instead of a step switch. As a result, changing character size can be a hit-or-miss affair.

The greatest problem is that if the print head reaches the end of the paper *before* it has printed

```

10 **** PROGRAM TO ADJUST PRINTER LINE-WIDTH
20 'BY MILAN D. CHEPKO, M.D.
30 'THIEF RIVER FALLS, MN
40 CLS: CLEAR 200
50 IF PEEK(14312) <> 63 PRINT "ACTIVATE LINE PRINTER": GOTO
  40
60 PRINT "SELECT A LINE WIDTH FROM THE FOLLOWING TABLE:"
  : PRINT
70 PRINT " 1) 72 CHARACTERS/LINE
80 PRINT " 2) 80 CHARACTERS/LINE
90 PRINT " 3) 96 CHARACTERS/LINE
100 PRINT " 4) 120 CHARACTERS/LINE
110 PRINT " 5) 132 CHARACTERS/LINE
120 PRINT: INPUT X: IF X > 5 GOTO 40
130 CLS: PRINT "HOLD DOWN 'BREAK' KEY TO TERMINATE TEST..

140 ON X GOTO 150, 160, 170, 180, 190
150 LPRINT "< 72 CHARACTERS/LINE "; STRING$(49, ","); ">":
  GOTO 150
160 LPRINT "< 80 CHARACTERS/LINE "; STRING$(57, ","); ">":
  GOTO 160
170 LPRINT "< 96 CHARACTERS/LINE "; STRING$(73, ","); ">":
  GOTO 170
180 LPRINT "< 120 CHARACTERS/LINE "; STRING$(97, ","); ">":
  GOTO 180
190 LPRINT "< 132 CHARACTERS/LINE "; STRING$(109, ","); ">":
  : GOTO 190
  
```

Program Listing

TRS-80 OWNERS BASIC SLOWING YOU DOWN? TAKE ZBASIC FOR FAST RELIEF!

Introducing SIMUTEK'S ZBASIC. The truly interactive BASIC COMPILER for your TRS-80! FINALLY! People that don't have the time or the inclination to learn complicated assembly language, have a chance to write PROFESSIONAL QUALITY SOFTWARE in machine language using a subset of LEVEL II BASIC!!

What does interactive mean? It means you have ZBASIC and your BASIC program resident at the same time! You may compile a BASIC program, run it or save it without destroying your resident BASIC program! In fact, jumping back and forth between the compiled code and the BASIC code is one of its finest features!

ZBASIC allows saving your COMPILED PROGRAM as a system tape, (tape version), or as /CMD file, (disk version). THE COMPILED CODE IS VERY EFFICIENT Z80 OBJECT CODE. THE LEVEL II ROMS ARE USED ONLY FOR I/O ROUTINES!

FACTS ABOUT ZBASIC

- 16K ZBASIC will compile a 4.8K program. (tape only)
32K ZBASIC will compile a 17K (tape), 10K (disk) pgm
48K ZBASIC will compile a 17K program. (disk only)
(These are approximate values depending on program efficiency etc.)
- ZBASIC DOES NOT support disk or tape files.
- BASIC programs compiled with ZBASIC are between 10-200 times faster than interpreted BASIC!!
- NO ROYALTIES ON ZBASIC COMPILED PROGRAMS!!
- ZBASIC programs are only about 1.1 times larger than the average basic program.
- ZBASIC programs may be used as USR routines from basic.
- ZBASIC uses INTEGER MATH ONLY to increase speed and decrease compiled program size. Use of Single or Double precision would destroy the beauty of the first "INTERACTIVE COMPILER" on the market!
- Limited variables: A-Z, A1-Z1, A2-Z2, A\$-Z\$. Arrays are not supported to decrease memory demands and speed up compiling of programs.
- COMPILE TIMES ARE TYPICALLY 1 TO 10 SECONDS! THERE IS NO NEED TO USE COMPLICATED COMPILE TIME MODULES!
- ZBASIC comes with a HIGHLY DETAILED manual describing all important memory locations, commands, variables, warm/cold start entry points and many useful sub-routines for emulating unsupported commands!!
- Existing programs may be loaded from tape or disk and compiled as long as unsupported commands or variables are not used.

ALL COMMANDS DIRECTLY SUPPORTED BY ZBASIC

FOR	NEXT	STEP	IF	THEN	ELSE	PEEK
SET	RESET	POINT	CHR\$	RANDOM	RND	POKE
DATA	READ	RESTORE	END	GOTO	GOSUB	CLS
INPUT	INKEY\$	LET	STOP	OUT	INP	RETURN
PRINT	LPRINT	PRINT@	USR	SGN	INT	ABS
SQR	LEN	ASC	VAL	STR\$	POS	ON GOTO
ON GOSUB	REM	NOT	AND	OR		

INTEGER MATH *MULTIPLY /DIVIDE †ADD -SUBTRACT ‡ - 32767
NOTE: Some commands do not act exactly as BASIC commands act

TRS-80 MOD I and III or PMC-80 Computers. (Level II Only) NEW LOWER PRICES!

ZBASIC 16K/32K LVII Tape Version + Manual	\$79.95
ZBASIC 32K/48K Disk Version + Manual	\$89.95
Both Versions + Manual	\$99.95
ZBASIC Manual Only (Fully Refundable)	\$25.00

Model III Version Available 3/1/81

Credit Card or C.O.D. Call **Toll Free: (800) 528-1149**
or send check or money order to:

SIMUTEK
COMPUTER PRODUCTS™ ✓ 19

P.O. Box 13687 Tucson, AZ 85732 (602) 323-9391
C.O.D. Available \$3.00 Extra
TRS-80 is a TM of Tandy Corp.

Dear Radio Shack...

OPINION = PEEK (Mail)

Jim Glosser
152 Clover Ave.
Marion, OH 43302

Dear Radio Shack,

Let me introduce myself. I'm the owner of a Model I Level II 48K TRS-80, with two disks and a printer. I'm also one of those people who make harsh comments about Radio Shack's attitude toward the owners of their computers.

Jon Shirley and Ed Juge, both of Radio Shack, have mentioned the Shack's "bad press" and have expressed a lack of understanding for the hard feelings expressed in print. I will attempt to explain those feelings.

As Wayne Green has pointed out in his columns, owners of Radio Shack computer systems find themselves in a love-hate relationship. Radio Shack was the first to make computing power really available to the ordinary guy on the street.

Other microcomputers were marketed before the TRS-80, but Radio Shack put together the right combination of consumer marketing and after sale support to make the micro really practical for me and hundreds of thousands of others.

Believe me, I really studied before I bought the TRS-80. Your ads got my attention. Then I saw a

demonstration in my local store. The computer catalog was my next step. I read and re-read the computer catalog many times before making my next move. I finally felt that you had put together an equipment combination that could offer me practical value.

After deciding your equipment was financially practical, I bought the Level I manual and studied it from front to back, just as if I had already bought a computer. I then bought the Level II manual and studied it.

By this time, I was convinced that your equipment could be put to use in personal and work-related applications. I finally bought the Level II computer and started through the two manuals again, but this time it was for real. I thought that if I successfully mastered program techniques, I would be able to complete the tasks I dreamed of before buying the computer. I thought it would be just me and the computer.

Imagine my surprise when I met another fellow at work who also had a Shack computer. He introduced me to *Kilobaud Microcomputing* magazine and the newsletter put out by H&E Computronics. I found that I wasn't alone and that we could communicate.

Then came *80-US Journal*, *80 Microcomputing* magazine, and the *Alternate Source* newsletter. It became apparent that others were trying to make practical applications out of their dreams of using computer power.

I found that my problems of programming technique and operating efficiency were being en-

countered by many others.

Did I try any Radio Shack software? Yes; Editor Assembler, T-Bug, and In Memory Information. Were they good? Well, the Editor Assembler certainly was. In Memory Information was only so-so for a fast startup of a very limited requirement. T-Bug only convinced me to immediately buy RSM from Small System Software and Monitor-3 by Dr. Hubert Howe.

My main application is to classify information about materials used in an industrial maintenance operation, however, it has required programming which is thus far unique among other applications I've seen.

Soon after buying the Level II, I bought the expansion interface and went to a full 48K to get the necessary memory for information storage during processing. I bought the disk manual soon after buying the computer, and I went ahead and bought my first disk unit approximately 15 months later. By this time, I had spent at least 1500 hours with the computer or studying various reference materials.

The Radio Shack computer system's capabilities far outstrip my wildest imaginings and most likely go way beyond anything that Radio Shack officials had in mind when computer marketing began. I fully expect that in 1981 we will see a full network-type data base management system released by the Shack to revolutionize information management for small

operators like me.

There are two sources of strength for the Shack computer. The first is from Radio Shack. You've made available a versatile computing system at a reasonable cost. I thank you many times for doing that. Without the hardware system, microcomputing for the masses would be a pipe dream.

However, a good system with large numbers in service doesn't make you better than any other system on the market.

There is, however, a second source of strength for the Shack. This is the 200,000 plus users trying to accomplish something worthwhile. Those 200,000 are both a market for professional programming organizations like *Apparat*, and a source of new applications technology which will transform the Shack computer from a sophisticated electronic gadget into a useful tool.

No person or organization can possibly imagine all the incredible uses for the computer being successfully accomplished by the sum of interested users.

It's not just a matter of marketing software. Shack users are anxious to promote applications of this computer due to the snowballing of so many published sources for information, and so many professionals working exclusively for the Shack market.

Why have I gotten angry with Radio Shack? Because *Racet* provided me with the means to

make sorting an efficient operation. Because Roger Fuller provided me with the most insight into the workings of Level II BASIC. Because Allan Moluf provided me with the most information about storage of pointers and markers used in the execution of BASIC programs. These sources, among others, have helped me improve the efficiency of my applications programs many times.

Why couldn't I get that help from Radio Shack?

When I started using disks, H.C. Pennington published his book about the working of disks. Before it came out, I treated the disks like holy objects, out of fear which came from lack of understanding. Thanks to Pennington and Apparat's Superzap, I now understand how they work. Disk drives are now just another tool which work for me and improve the efficiency of my efforts beyond the tape drives. Why didn't Radio Shack give me the information necessary to really use the disk drives?

TRSDOS is great. I really admire Randy Cook for his ability to write such a comprehensive piece of machine language programming. But TRSDOS has not grown. It's essentially the same operating system it was when first released. NEWDOS21 and NEWDOS80 represent what should be natural extensions of growth to the operating system. Who made them available? Apparat did, not Radio Shack. I bought TRSDOS so that Radio Shack would have its deserved royalties. But I never used it!

I was willing to pay the price for the enhanced NEWDOS2.1, so I bought it. And when NEWDOS80 came out, I paid the price to upgrade to it and its significant enhancements. But why doesn't Radio Shack acknowledge and market such systems as a supplement to TRSDOS for those who feel they need it and are willing to pay?

Sure, I know you released two upgrades free of charge. For the most part, they only correct problems in previous issues. Apparat's not perfect, but it sends me documented corrections to its operating system soon after learning about errors. It doesn't

make me wait several months for them to accumulate for a new release.

So what's ahead for the Shack? Well, if Radio Shack keeps making the Model I available, the applications of that computer will continue to become available at accelerating rates.

What's the most important thing Radio Shack can do to help me obtain maximum potential from its computer? Keep it compatible. I realize that you have the right to make changes. But a small change, such as the reported changes in ROM when the two-chip set was introduced, concerns me. It may put me back as far as knowledge about the system is concerned.

Do I want to upgrade to Model II? No! Model I is where the vast majority of the support is. I want as many sources of support as possible.

Will I upgrade to Model III? (Having a single-unit computer without all the connection cables would add much to the reliability of the system.) As it is now, I'm making do quite well with homebrew modifications. All my cables are connected to the PC boards with gold plated connectors.

But will the Model III put me back to square one? Statements like 'Most Model I BASIC programs will be compatible' and '80 percent compatible' lead me to believe that the Model III will have to be considered a new computer. This is because many applications already require interfacing with the BASIC interpreter from machine language subroutines in order to have efficiency and effectiveness. If changes can't be documented, I expect to stay with the Model I or even the copycat of the Model I being marketed with Level II ROM.

When making decisions about the future of the Shack computer, please remember the ramifications of having several hundred thousand identical units in service, and what consistency means to the user and even you, the marketer of such versatile systems. ■

Always,
Jim Glosser

DOES YOUR SMART PRINTER SUDDENLY BECOME DUMB WHEN YOU PRINT FROM SCRIPFIT?

Is your printer capable of underlining
but not from Scripsit?

Is your printer capable of **Bold Printing**
but not from Scripsit?

Can your printer ^{super} script and _{sub} script
but not from Scripsit?

Can your printer change pitches
but not from Scripsit?

The answer is SCRIPMOD

SCRIPMOD does not require a separate printer driver. With SCRIPMOD control codes can be embedded in the text of your document. You use the same format line syntax you're used to now. SCRIPMOD adds one format instruction to Scripsit & two control codes.

>C=N J=N CC=H

The above line tells text and to backspace the printer upon encountering a Text Character in the document. The Text Character is entered by placing the cursor at the place in text where the control code is to take place and typing on (@T. Of course your printer must be capable of backspacing and must use the ASCII code 8 (or H) as the control for backspace. If the code is something different there is no problem as the correct code may always be sent. Any control code your printer is capable of using from 1 to 31 with or without an ESCAPE lead in many be sent.

The second control code which is added in the MENU command. You press an @M and the screen clears and prompts you to select a drive from 0 through 3 or return to the text. All visible files can be displayed on the screen at this time. When you select to return to the text, the cursor is placed on the exact character it was on when you selected @M.

The minimum system required for SCRIPMOD is the Mod I 32K disk system with either the RS lower case mod or the EP lower case mod.

SCRIPMOD is supplied on disk with full documentation for **\$39.95**.

PENCIL-FIX Save your warranty. Use PENCIL-FIX to avoid custom control key on your keyboard. Redefines the control key for EP to be the @ key. Use RS lower case mod or the EP mod without the control key. Disk based EP only **\$14.95**

PRINT-CENTRAL Send any control code directly to your smart printer from the BASIC command mode or from DOS. Avoid having to type such things as "LPRINT CHR\$(31) just to change pitch. Use CLEAR right arrow (two key strokes) instead. Any code from 1 to 31 may be sent. Mod I 32K disk **\$24.95**

SPOOL-REL An in-memory print buffer that runs in Mod I 32K or 48K disk systems. Fully relocatable code and buffer. A true background spooler at an unbelievably low price **\$24.95**

TIGGER-GRAF Create engineering, scientific, business, or just plain fun on your IDS 440G or 460G printer. Resolution is 495 x 575. Easy BASIC programs provided for data entry and machine language module for speed. Includes setting individual points, drawing lines, shading shapes. Several graphs may be catenated along the Y-axis for larger graphs. Requires Mod I 32 or 48K 1 disk **\$149.95**

111

VERN STREET PRODUCTS

THE COMPUTER STORE 4949 S. Peoria • Tulsa, OK 74105 • 918-747-2550

Backing up disk programs.

Disk to Tape

Robert J. Hocking
1126 Karney Ave.
Palm Bay, FL 32905

Like most owners of the TRS-80, I put my cassette recorder into a closet and forgot it when I purchased my first disk drive. I put all of my programs on the new disk and soon had about six diskettes full.

All went well until one of my diskettes wouldn't boot. Try as I might, I couldn't recover the lost programs.

I went back and read through my DOS manual hoping for enlightenment and found that I should have made backup copies of all of my diskettes. So, I bought another box of diskettes and copied everything. All was fine—no more losses. But as my software library grew, so did my backup library, 'til I had about 30 diskettes with programs and 30 with backup programs.

Income tax time came, and while figuring out what paltry sum Uncle Sam was going to let me keep, I realized that I had approximately \$120.00 in working diskettes and approximately \$120.00 in backup. This didn't

seem right to me. After all, backups are like insurance, and I certainly wouldn't spend \$5000 to insure a \$5000 car. I forgot about my income tax.

I started to think about cheap program insurance, when I spied the power cord of my stashed cassette recorder trailing out of the closet. I still had 50 tapes that I no longer used after my disk arrived, and cassette tapes are relatively cheap.

I saved all my BASIC programs to cassette, and my pile of backup diskettes dwindled until the only programs left to backup were machine code programs. This time I hit a brick wall. There I sat with RSM2D, ELECTRIC PENCIL, NEWDOS utilities and FORTRAN programs all on disks, and no way to get them onto cassettes.

Radio Shack provides Tape-disk to get machine code programs from tape to disk, but not the reverse.

I took a look at T-BUG. It would create machine code tapes, but it resides in low RAM around 4000 hex as do most machine code programs. I took a look at RSM2D, from Apparat, Inc. It has three versions, one at the end of 16K, one at the end of 32K, and one at the end of 48K. I could therefore pick the version

I needed.

In order to create a save tape with RSM2D I needed the following RAM addresses—the first location used, the last location used and the starting address. NEWDOS+ contains a program called LMOFFSET, which will load a machine code program from tape or disk, and display the required addresses on the screen.

Armed with this knowledge, I tried saving a program. I found that it loaded from 5500 hex to 6A00 hex with 5500 hex as an entry point. It appeared to save correctly, but when I tried to load it back, my TRS-80 went off into the woods and wouldn't return without a reset. I tried again and discovered that LMOFFSET was trying to tell me what the problem was: My program loaded into an area used by DOS and was being overwritten before I could save it.

It took a few minutes before I realized I could correct the problem right then. LMOFFSET will relocate a program. When it asked for the new start address, I answered 8000 hex. It then asked if the appendage should be suppressed. This is a short sequence of code that will move the program back to its original address when executed. Since I

was going to move it with RSM2D I answered, yes, suppress it. LMOFFSET told me that the new program was moved to reside from 8000 hex to 9500 hex. I wrote that down and had it store the relocated program under a dummy file name. I used its original name with the extension /REL, for relocated. I then went back to DOS. I loaded the relocated program with the load command and then called RSM2D. Using the addresses from LMOFFSET I typed:

```
P 5500 9500 5500 <ENTER>
```

This moved the program back to its original location. Then I loaded a tape and typed:

```
P 5500 6A00 5500 <ENTER>
```

This caused RSM2D to create the machine code tape, and after checking the program, I found that all was well.

I have used this procedure on many programs and all those have worked well.

My cassette recorder is now serving a useful function, and my backup library is down to six diskettes which are used to backup various DOS systems.


Hey, can any of you readers suggest software to put on 24 blank diskettes? ■

OKIDATA PRINTER

The Best Printer in the World for the TRS-80!
We'll Stake Our Reputation On It!

Look at the Features!

- 1) 200 million character head warranty! Better than any competitor!
- 2) Works under the most demanding business applications!
- 3) A "Real" 9x7 DOT Matrix Impact Printer!
- 4) 80 characters per second!
- 5) Full upper and lower case!
- 6) Double width characters!
- 7) Supports TRS 80 Graphics! See Illustration. (These graphics are exactly the same graphic codes as the TRS-80's. No special software required)
- 8) Connects directly to TRS-80 with standard cable!
- 9) Friction & pinfeed, use roll paper, stationary or regular data paper!
- 10) 6 or 8 lines per inch
- 11) 80 and 132 columns.
- 12) Quiet operation.



Actual photo of printout from Okidata Printer! From Simutek's Electric Artist Program!

This is the finest printer you can buy at any price for your TRS-80.

Regular List Price **\$850.00!**
Tractor Feed Option **\$150.00!**
Special Simutek Customer Price Only — \$559.00
(Tractor Feed \$125.00 Extra)

Catalog #:

90001	Okidata Microtime 80	559.00
90002	Tractor Feed Option	125.00
91411	Cable For TRS 80 Keyboard	55.00
91401	Cable For Expansion Interface	39.00
94401	Cable For Model II TRS-80	39.00

We Accept VISA — Mastercharge — Checks — Money Orders or (C.O.D. \$3.00 Extra)

NO TAX ON OUT OF STATE ORDERS! ✓ 19

Free Shipping In U.S.

Send Orders To: SIMUTEK, P.O. Box 13687-Z, Tucson, AZ 85732

Name _____
Address _____
City _____ State _____ Zip _____

Phone orders welcome 24 hours! (800) 528-1149 Simutek offers other fine products for TRS-80's. Send for free catalog! Arizona residents add 4% sales tax.
TRS-80 is a TM of Radio Shack, A Tandy Corp.

Our new program package for the TRS-80™ sounds terrific.

So does the price.

There are lots of programs with sound that are worth about a dollar. Trouble is, they cost a lot more.

But at Basics & Beyond we've just developed Microcosm III, 20 programs with sound—each just as good as our competition's \$15 and \$20 programs—for \$24.95. That's a 20-program package for \$24.95.

It includes "Pinball," replete with ringing bonuses, spinners, buzzers and flippers; torpedo-firing "Submarine" that explodes with underwater excitement; and the right/wrong buzzer in "Long Division" teaches step by step.

At Basics & Beyond we underscored our point that most other program packages are overpriced with Microcosm I and Microcosm II, \$19.95 each. Now a lot of people will start hearing about our third package and stop listening to high prices.

You see, it's not that our program packages for the TRS-80™ microcomputer are so cheap. It's just that theirs are so expensive.

BASICS & BEYOND, INC.

Box 10 • Amawalk, N.Y. 10501 • Or call 914-962-2355 ✓ 49
Mastercharge and Visa accepted.

No charge for postage or handling, N.Y. residents add 5% sales tax.
TRS-80 is a trademark of the Radio Shack division of Tandy Corp.


TWO USER MULTI-TASKING

\$89

T SHARE V1.3 A SPLIT PERSONALITY FOR YOUR TRS — 80 MODEL I

- Interrupt driven executive patches to parent operating system NEWDOS 2.1 or TRSDOS 2.3.
- Allows two active users to share a single TRS-80.
- Execute BASIC or MACHINE LANGUAGE (above 7700 Hex).
- Joint access of disk files.
- Second user ties to HOST via modem, terminal, or 2nd TRS-80.
- Options for Expansion Interface, RS-232, TRS232, or HUH interface.
- SIMPLEX MODE for non serial-port users. Requires only a printer to act as second "screen". Jobs share the keyboard under user control.
- CONFIGURE UTILITY partitions memory usage and selects I/O.

TRS-80 tm Radio Shack/Tandy Corp.
NEWDOS tm Appar, Inc.
TRS232 tm Small System Software
HUH tm California Computer Systems.



\$49

DBM5 MULTI — FEATURE DATA MANAGER

- Up to 20 user defined fields.
- Files extend across multiple diskettes.
- Supports up to four drives.
- Automatic single drive disk mount requests.
- Four data types and computational fields.
- Flexible REPORT GENERATOR.
- Fast assembly language sorts.
- MULTI-FIELD sorts and searches.
- Keyed access on any sorted field.
- Indexed relations between files.

TO ORDER



ComSoft

203 ARDEN STREET ✓ 204
GLENDALE, CA 91203
(213) 649-0369

Stop plugging away at CTR control. . . just flick your switch.

Switched-on CLOAD

John E. Bickel WA3VRI
111 Strasburg Pike
Lancaster, PA 17602

Here is a simple modification for Radio Shack's CTR-80 cassette recorder allowing the user to play a tape without unplugging the cables of the TRS-80's keyboard. It all happens at the flick of a switch installed in the CTR-80 unit.

No other parts are required.

To understand this, consult Fig. 1 or the schematic with the CTR-80. Both J3 and J4 are closed circuit jacks. In other

words, when a plug is inserted, the normal circuit is opened and a new circuit connected to the plug is substituted.

In the case of the ear jack (J3), inserting the plug disables the cassette unit's built-in speaker and substitutes the TRS-80 audio input circuitry which "listens" to the recorded data. Plugging into the mic rem jack (J4), takes cassette motor control away from the play push-button and transfers it to the relay inside the TRS-80. By placing a switch across the jacks, the user restores the original audio and motor control circuits. This bypasses the fact that the plugs are inserted.

Construction

The modification calls for instal-




Photo 1. PC board attach points for switch wiring

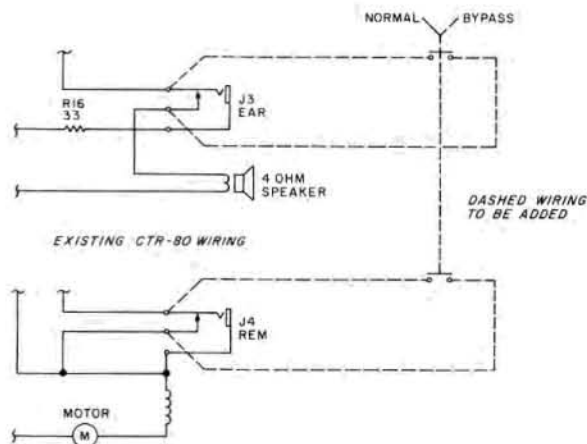


Fig. 1. CTR Modification

lation of a double pole switch. I chose the location in the photo because it was easy to drill indentations in the CTR-80 case leaving plenty of space directly underneath for the switch base and wiring. I used Radio Shack's 275-663 DPDT toggle switch.

Those who object to a toggle sticking up out of the cassette unit may wish to take the extra time to fit a slide switch. With tools and material in hand, it will take about an hour to finish the job.

Begin by removing the screws holding the CTR-80 case halves together. Two are on the bottom near the handle end; one is at the bottom of the battery compartment. Separate the case halves, being careful not to dis-

connect the wiring connecting the battery holder. The PC board which you have exposed is held together by two screws and the locking rings on the four side-mounted jacks. Removing the screws is easy. To remove the locking rings you will need a spanner wrench, or better yet, a paper clip will do the job. Bend the paper clip into a "U" shape which will engage the slots in the locking rings. Use long-nose pliers to turn the whole works. After all the rings are off, the PC board is free. Wiggle it back and up, away from the unit until you can get at both sides.

Preparing the Switch

Prepare your switch by soldering four wires to it—long enough to reach from the switch




Photo 2. Location of switch in CTR-80 case

location to the foil side of the PC board, opposite the EAR and REM jacks. Tin the bare wire ends. Drill a hole in the CTR-80 case to accept the switch. Make sure that nothing interferes with the switch on re-assembly.

Find the points on the foil pattern which correspond to the jacks on the opposite side of the PC board. Carefully solder the switch leads to the foil side, in accordance with Figs. 1 and 2. Check to see that none of the CTR-80 wiring popped loose during soldering, and that switch leads don't touch anything but the intended points on the board. Establish which direction you want the switch to throw and mount it accordingly. Re-assemble the entire unit and watch out for pinched wiring.

Use a dummy plug to verify that your CTR-80 is operable before connecting it to the keyboard. With the plug in the mic rem jack, and then the new switch to start the recorder. Transfer the dummy plug to the ear jack. Next, turn the CTR-80 speaker on, with the switch in

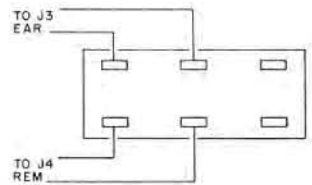


Fig. 2. DPDT Switch

the position which started the recorder in the first test. If all is well, reconnect to the TRS-80.

Some experiments now will determine how the switch can best help your operation. Since I installed mine, I always use it to cue up a tape before CLOADing. This avoids waiting an unknown length of time for the bit stream to start and asterisks to appear on the CRT. Within a second or two, I can see if I'm getting a good CLOAD.

Being able to hear the tape start allows me to set the proper volume setting. I've had no trouble CLOADing since I began to use the switch to cue tapes.

The switch also makes finding the end of previously recorded data simple. ■

ALWAYS WANTED A MAINFRAME?

Probably not. But you've probably been frustrated by the limitations of the micro's.

StatPac is a 3-part program written and designed for research, survey and questionnaire processing, data entry, statistical analysis, management and market analysis.

Whether you're a researcher, a programmer or reader and user of data — StatPac can fit your needs because you create the data file format to fit your specifications.

CODEBOOK AND DATA ENTRY


Enter data using key-to-disc system with automatic back-up of data to protect against system crashes. Enter survey, report, test or lab data using fixed or free format. Programs feature screen prompting to guide data entry operator, automatic error detection, user-definable tab stops, repeating keyboard, plus much more.

DATA MANIPULATION

Edit your files with fast machine language editor using "pencil"-like commands, better than "pencil." Verify data files for "out-of-bounds" entries. Recode and transform data using conditional and absolute recodes and unlimited logical operators. Edit files larger than memory size. Accepts up to 2000 cases and up to 255 variables.

STATISTICAL ANALYSIS AND BATCH PROCESSING

Create a "task control file" to specify all analysis for batch processing. Save, edit or reuse task control file on other data sets. "Select if" feature allows analysis on partial data sets. All outputs to parallel or RS232 lineprinter. Error trapping features minimize aborted jobs.



Total package for 3 discs and extensive step-by-step user's manual is \$185. Manual may be purchased separately for \$30 and may be applied to the purchase price. Order by calling 612/866-9022 or write to Walonick Associates. Free brochure also available. MasterCard and VISA accepted. Dealer inquiries invited.

Walonick Associates
5624 Girard Ave. So.
Minneapolis, MN 55419

✓ 363

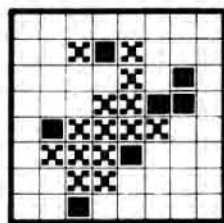
... and you won't need a mainframe!

Proven Favorites...

These 10 Popular Games Offer Exciting New Challenges

Here are 10 games that have never lost popularity. They've been played in many forms for many years. And now they're among the favorite software packages in the computerized home-entertainment field.

Don't miss out on the excitement, challenge and downright fun of these programs. Take the word of thousands of satisfied players. They're still tops. Order yours today and play your kind of game.

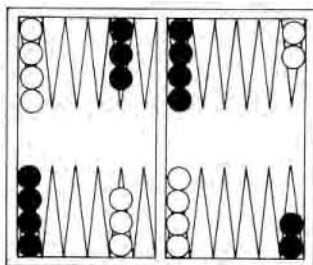


TRS-80*

OTHELLO

OTHELLO—Pit your strategic powers against a merciless, computerized opponent. You play on a board of 64 squares. When you capture your opponent's game disks (by bracketing them with your own disks), they immediately change sides to become members of your set. You can capture several game pieces at one time as long as they are in-line horizontally, vertically or diagonally. Major reversals of score are commonplace as whole blocks of men change side in an instant. (T1) Order No. 0046R \$9.95

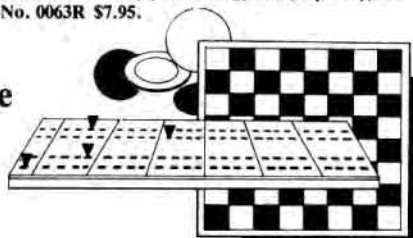
Beginner's Backgammon and Keno



BEGINNER'S BACKGAMMON/KENO—Why sit alone when you can play these fascinating games: ● **BACKGAMMON**: Play against the computer in a game that's sure to sharpen your skills; ● **KENO**: Enjoy this popular Las Vegas gambling game—guess the right numbers and win big! (T1) Order No. 0004R \$7.95.

CARDS—A one-player package to let you play, with your computer, these famous games: ● **DRAW AND STUD POKER**: These programs will keep your game sharp; ● **NO-TRUMP BRIDGE**: Develop your strategy and (hopefully) increase your skill. (T1) Order No. 0063R \$7.95.

Your Cribbage and Checkers Partner



YOUR CRIBBAGE AND CHECKERS PARTNER—● **CRIBBAGE** is a two-person game that you are sure to enjoy. This is NOT a tutorial—it is a game worthy adversary. ● **CHECKERS**: An old favorite which follows international rules, including multiple jumps. (T1) Order No. 0068R \$9.95.

(T1)=TRS-80 Model 1, Level II, 16K RAM

Instant Software™

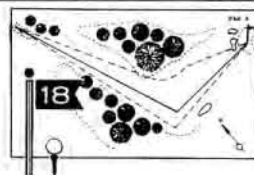
PETERBOROUGH, N.H. 03458 603-924-7296

CHESSMATE-80—This versatile chess opponent gives you a choice of ten levels of play, from the "blitz" level (the computer has 3 seconds to move) to the infinity level (where the computer will consider every possible move—which could take years). This machine-language program is a conservative player and follows all the rules of international play. **CHESSMATE-80** can teach you how to move and allow you to set up the board and play end games or special problems. **CHESSMATE-80** battled Sargon II to a draw at two minutes a move and beat Microchess 1.5 in six moves. (T1) Order No. 0057R \$19.95.

BOWLING—Let your TRS-80 set up the pins and keep score. One player can pick up spares and get strikes. (T1) Order No. 0033R \$7.95.

Apple**

GOLF



GOLF—Without leaving the comfort of your living room you can enjoy a challenging 18 holes of golf with a complete choice of clubs and shooting angles. Now, you need never cancel your game because of rain. One or two players can enjoy this game on your Apple II with Applesoft and 32K. Order No. 0018A \$7.95

PET***

CASINO I—Gamblers, gather round for: ● **BLACKJACK**—a fun-to-play and tutorial version that allows you to play every combination that they play at the MGM Grand Hotel in Las Vegas; ● **ROULETTE**—also a game and a tutorial which could enable you to develop the skill to make a fortune at the tables. Order No. 0014P \$7.95

CASINO II—This is not simply a craps game, it is a tutorial program that will teach you the odds on every type of bet, so you can steer clear of the sucker bets that impoverish the unwary. Using the exact rules used at the MGM Grand Hotel in Las Vegas, you'll play under actual gambling house conditions. Get the edge you need to "get lucky." Order No. 0015P \$7.95

CHECKERS & BACCARAT—Using International Rules, you'll play ● **CHECKERS** with your computer and the computer will keep score, time the moves and even tell you when to jump (it'll be so busy, you may have an edge!); ● **BACCARAT**—gives you the choice of playing Las Vegas or Blackjack style and the computer will deal the cards, figure the payoff and keep track of your bankroll. Order No. 0022P \$7.95

ORDER YOUR INSTANT SOFTWARE TODAY!

Just Call Toll-Free

1-800-258-5473

* A trademark of Tandy Corporation

** A trademark of Apple Computer Inc.

*** A trademark of Commodore Business Machines Inc.

Ask for Instant Software at a computer store near you.

Alabama

Anderson Computers
3156 University Dr., Huntsville
Computerland of Huntsville
3020 University Dr., Huntsville
Olenek Bros.
3763 Airport Blvd., Mobile

Arizona

Professional Data Systems
4506-A N. 16th St., Phoenix
Milets TV & Radio
621 East Broadway, Mesa
Software Station
1419 E. Commodore Pl., Tempe

California

AMCO Elect. Supply
635 E. Arrow Hwy., Azusa
Byte Industries
3501 Arden Rd., Hayward
Byte Shop
8038 Clairmont Mesa Blvd., San Diego
Byte Shop
123 E. Yorba Linda, Placentia
Byte Shop of Mt. View
1415 West El Camino Real, Mt. View
Byte Shop of Sacramento
6041 Greenback Ln., Citrus Heights
Capital Computer Systems
3396 El Camino Ave., Sacramento
Coast Electronics
6905 Alcañero Real, Altamadero
Coast Electronics
2360 N. Main St., Morro Bay
Computers Made Easy
819 East Ave. Q-9, Palmdale
Comp'ter Store of San Leandro
701 MacArthur Blvd., San Leandro
Computer World
6781 Westminster Ave., Westminster
Computerland
16720 S. Hawthorne, Lawndale
Computerland of W. LA
6840 La Ciernaga Blvd., Inglewood
Coast Electronics
3118 No. Main St., Morro Bay
Computerland
24001 via Fabricante No 904, Mission Viejo
Computer Mart of California
315 Diamond Bar Blvd., Diamond Bar
Electronic Systems
4865 Tontino, San Jose
Hobo-Tronics
1376 So. Bascom Ave., San Jose
Hobby World
18511 Business Cir. Dr., Unit 8, Northridge
Huntington Computing
2020 Charles St., Corcoran
Jade Computer Products
4901 W. Rosecrans, Hawthorne
Malibu Microcomputing
23910A Deville Way, Malibu
Marlam Co.
6351 Almaden Rd., San Jose
Opamp/Technical Books
1033 N. Sycamore Ave., Los Angeles
PG Computers
10166 San Pablo Ave., El Cerrito
Q.I. Computers, Inc.
15818 Hawthorne Blvd., Lawndale
Radio Shack Dealer
8250 Mira Mesa Blvd., San Diego
Radio Shack Dealer
50 N. Cabrillo Hwy., Half Moon Bay
Santa Rosa Computer Center
604 7th St., Santa Rosa
Silver Spur Elect. Comm.
3873 Union F., Schafer Ave., Chino
The Computer Store
820 Broadway, Santa Monica

Colorado

Apparel Inc.
4401 South Tamarac Pky., Denver
Colorado Computer Systems
311 W. 74th Ave., Westminster
Computerland of North Denver
8749 Wadsworth Blvd., Arvada
Computer Shack
1835 South Prairie, Pueblo
Software Gourmet
1111 S. Pearl St., Denver
The Computer Store
2300 Welton St., Denver

Connecticut

American Business Computers
454 Thames St., Groton
Computerlab
130 Jefferson, New London
Computerland
1700 Post Rd., Fairfield
Computerland
60 Skill St., Hamden
Computer Works
1439 Post Rd. E., Liberty Plaza, Westport
Diversified Electronics
2 Amity Rd., New Haven
Instructional Systems Computers
807 Hartford Rd., Manchester
Technology Systems
208 Greenwood Ave., Bethel

D.C.

The Program Store
4200 Wisconsin Ave., N.W., Washington, D.C.

Florida

AI Personal Computer
178 Oxford Rd., Fern Park
AMF Microcomputer Center
11158 N. 30th St., Tampa
Computer Junction
5450 So. State Rd. 7, Ft. Lauderdale
Computerland
7374 S. Tamiami Trail, Sarasota
Computerland of Ft. Lauderdale
3963 N. Federal Hwy., Ft. Lauderdale
Computerland of Jacksonville
2777-6 University Blvd. W., Jacksonville
Computerland of Tampa
1520 E. Fowler Ave., Tampa
Computerland of West Palm Beach
4275 Okeechobee Blvd., West Palm Beach
Computer Shack
3336 Beach Blvd., Jacksonville
Computer System Resources Inc.
3222 S.W. 35th Blvd., Gainesville
Heath Kit Electronic
4705 W. 16th Ave. Center, Hialeah
HIS Computeration
1295 Cypress Ave., Melbourne
MicroComputer Systems, Inc.
144 S. Dale Mabry Hwy., Tampa
Williams Radio & TV Inc.
2062 Liberty St., Jacksonville
Your Basic Computer Store
2729 So. US 1, Suite 11, Fort Pierce

Georgia

Atlanta Computer Mart
5091 Buford Hwy., Atlanta
Computerland of Atlanta
2423 Cobb Parkway, Smyrna
Micro Computer Systems
3104 E. Shadowlan N.E., Atlanta

Hawaii

Computerland of Hawaii
567 N. Federal Hwy., Honolulu
Radio Shack Assoc. Store
1712 S. King St., Honolulu

Idaho

Electronic Specialists
8411 Fairview Ave., Boise

Illinois

Computerland
4607 North Sterling, Peoria
Computerland
9511 N. Milwaukee Ave., Niles
Computer Station
3659 Namecki Rd., Granite City
Garcia & Associates
203 No. Wabash Ave., Suite 1510, Chicago
Midwest Micro Computers, Inc.
708 S. Main St., Lombard

Indiana

Computer Center of South Bend
51591 US 31 North, South Bend
Data Domain
221 W. Dodds, Bloomington
Fair Creek Electronics Store
732 Center St., Pendleton

Iowa

Memory Bank
1721 Grant St., Bettendorf

Kansas

Central Kansas Computers
8 S. Broadway, Herington

Maine

Maine Computronics
Intown Plaza, Bangor
Mid Maine Computer Co.
158 Turner St., Auburn
Radio Shack
315 Main Mall Rd., So. Portland

Maryland

Computer Age
9433 Georgia Ave., Silver Springs
Jack Fives Electronics
4608 Deblen Circle, Pikesville
The Comm Center
9624 Ft. Meade Rd., Laurel

Massachusetts

ComputerCity
175 Main St., Charlestown
ComputerCity
50 Worcester Rd., Framingham
Computer Packages Unlimited
342 Boston Turnpike, Strewsbury
Land of Electronics
1127 Western Ave., Lynn
Lighthouse Computer Software
14 Fall River Ave., Rehoboth
Mark Gordon Computers
15 Kenwood St., Cambridge
Small Business System Group
Main St., Dunstable
The Computer Store
120 Cambridge St., Burlington
Tufts Radio & Electronics
206 Mystic Ave., Medford

Michigan

Computer Center
26251 Ford Rd., Garden City
Computer Connections
38437 Grand River, Farmington Hills
Computerland of Grand Rapids
2927 28th St. S.E., Kentwood

Computerland of Southfield

29673 Northwestern Hwy., Southfield
Computer Mart
560 W. 14 Mile Rd., Clawson
Computer Room
455 E. Michigan Ave., Kalamazoo
Computronix Corp.
423 S. Saginaw Rd., Midland
Hobby House
1035 W. Territorial Rd., Battle Creek
Main Systems Inc.
1161 No. Ballenger Hwy., Flint
The Alternate Source
1806 Ada, Lansing
The Eight Bit Corner
722 Evanston Ave., Muskegon
TR Country Electronics & Sound Center
1537 North Leroy, Fenton
Ye Olds Teacher Shops
1823 Witmyer St., Ypsilanti

Minnesota

Computerland of Hopkins
11319 Hwy F., Hopkins
Digital Den
Burnsville Center
Minnesota Software Inc.
5422 Fisher St., White Bear Lake
The Code Room
16216 Ginnvale Lane, Eden Prairie
Zim Computers
5717 Xerxes Ave., N. Brooklyn Center

Mississippi

Dyer's, Inc.
200 E. Main St., West Point
Softwarehouse
816 Foley St., Jackson

Missouri

Century Next Computers
1001 E. Walnut, Columbia
Computer Center
212 W. 4th St., Joplin
Comp-U-Trix Software Center
51 Florissant Oaks Shopping Center, Florissant
Software Shack
18501 Greenwald Court, Beffon

Montana

Intermountain Computer
529 So. 9th St., Livingston
Personal Computer
121 Red Oak Dr., Carl Junction
The Computer Store
1216 16th St. W. #35, Billings

Nebraska

Computerland of Omaha
11031 Elm St., Omaha
Midwest Computer Co. Inc.
8625 I St., Omaha
Midwest Computer Co. Inc.
4442 S. 94th St., Omaha
Midwest Computer Co. Inc.
4403 S. 87th St., Omaha
Scottsbluff Typewriters Inc.
1824 Broadway, Scottsbluff

Nevada

Century 23
4566 Spring Mountain Rd., Las Vegas
Hurley Electronics
1112 S. Casino Center, Las Vegas

New Hampshire

Bitsnbytes Computer Center
588 Pleasant St., Concord
ComputerCity
1529 S. Willow, Manchester
Paul's TV
Main St., Fremont
Portsmouth Computer Center
31 Raynes Ave., Portsmouth
Radio Shack Assoc. Store
Fairbanks Plaza, Keene

New Jersey

Abe's TV Sales & Service
College Town Shopping Center, Glassboro
Computer Corner of NJ
439 Rte. #23, Pompton Plains
Computer Encounter
9 Nassau St., Princeton
Computerland
35 Plaza Rte. #4, W. Paramus
Computer Mart of NJ
501 Rte. 27, Itaun
Crowley's
Rd. #3, Whitehouse Station
Dave's Electronics
Pennville Shopping Ctr., Pennsville
GHB Enterprises Inc.
Rte. 38, Rudderow Ave., Mapleshade
Lashen Electronics Inc.
21 Broadway, Denville
Personal Computing Inc.
51 Central Sq., Linwood
Radio Shack/J&J Electronic
Mansfield Shopping Ctr.
Rt. 57 Allen Rd., Hackettstown
Radio Shack Assoc. Store
Moorestown Mall, Moorestown

New Mexico

Autel Electronics Co.
146 Wisconsin NE, Albuquerque
J&W Enterprises
121 Purdie, Clovis
South West Computer Center
121 Wyatt Drive, Suite 7, Las Cruces
Thomas E. Carr Jeweler
1300A Tenth St., Alamogordo

New York

Aristo Craft
314 Fifth Ave., NYC
Berliner Computer Center
102 Jaricho Turnpk, New Hyde Park
Computer Corner
200 Hamilton Ave., White Plains
Computer Era Corp.
1570 3rd Ave., New York
Computer Factory
485 Lexington Ave., NYC
Computerland of Nassau
79 Westbury Ave., Carle Place
Computerland of New York City
58 W. 44th St., New York
Computer Resources
5560 Main St., Williamsville
Comtek Electronics, Inc.
2686 Coney Island Ave., Brooklyn
Comtek Electronics, Inc.
Staten Island Mall
Store 220A, Staten Island
Digitbyte Systems Corp.
31 E. 31st St., New York
Micro-Computer Services
115 Masten Ave., Cohoes
Future Visions Computer Store
70 Broad Hallow Rd., Melville
Horns Computer Center
871 Monroe Ave., Rochester
Mr. Computer
Imp. Plaza, Rte. 5, Wappingers Falls
Softon Systems
308 Columbia Turnpike, Rensselaer
The Computer Tree Inc.
409 Hooper Rd., Endwell
Update Computer Shop
629 French Rd., Campus Plaza, New Hartford
A World of Computers
519 Boston Post Rd., Port Chester

North Carolina

Sound Mill
Strom Shopping Ctr., Havelock
TD's Record Shop
27 E. Main St., Sylva

Ohio

Altair Business Systems, Inc.
6252 North Dixie Dr., Dayton
Astro Video Electronics
504 E. Main St., Lancaster
Cincinnati Computer Store
4816 Interstate Dr., Cincinnati
Computerland
4579 Great Northern Blvd., N. Olmstead
Computerland
6429 Busch Blvd., Columbus
Computerland
1268 Som Rd., Mayfield Heights
Computerland
2000 North Rd. SE, Warren
Computer Store of Toledo
16 Hillview Dr., Toledo
H. Gabrier & Co.
1469 Rosena Ave., Madison
Microcomputer Center
7500 Paragon Rd., Dayton
Micro-Mini Computer World
74 Robinwood, Columbus
21st Century Shop
16 Convention Way, Cincinnati
Universal Amateur Radio, Inc.
1280 Aida Dr., Columbus

Oklahoma

Sounds, Etc.
Hwy. 33, Watonga
Vern Street Products
114 W. Taft St., Sapulpa

Oregon

Computerland of Portland
12020 S.W. Main St., Tigard
Computer Pathways Unlimited, Inc.
2151 Davcor St. S.E., Salem
TRS-80 Products Ltd.
3520 S.E. Vineyard Rd., Portland

Pennsylvania

Artco Elect.
302 Wyoming Ave., Kingston
Artco Elect.
Back Mountain Shopping Center, Shavertown
Audio Mart
515 Fifth Ave., New Brighton
Computer Workshop
3848 William Penn Hwy., Monroeville
Computerland of Harrisburg
4544 Carlisle Pike, Mechanicsburg
Computerland of Pittsburgh
5499 William Flynn Hwy., Gibsonia
Eric Computer Co.
2127 West 8th St., Erie
J + E Communications
6171 3rd Ave., Duncansville
Mighty Byte Computer Center
537 Easton Rd., Horsham
Personal Computer Corp.
24-26 West Lancaster Ave., Paoli
Personal Computer Corp.
Frezer Mall, Lancaster Ave., Frazer
Pittsburgh Computer Store
2945 Banksville Rd., Pittsburgh

Rhode Island

Computer City
165 Angell St., Providence

South Carolina

Omi Electronics
Northwoods Mall, Charleston

Tennessee

ACS
1100 8th Ave. So., Nashville
Ace Mini Systems
1586 Tradewinds North, Clarksville
Computerlab
671 S. Mendon Hall Rd., Memphis
Computer World
625 Main St., Nashville
H & H Electronics Inc.
509 N. Jackson St., Tullahoma

Texas

RL Coles Communications Center
3907 Fredericksburg, Rd., San Antonio
Computer Hobby Center
813 1/2 South Lamar Blvd., Austin
Computer Port
2142 N. Collins, Arlington
Gateway Electronics
8932 Clarkcreek, Houston
Houston Computer Tech
5313 Bissonnet, Belaire
K.A. Elect.
9090 Stemmons Frwy., Dallas
Pan American Elect. Inc.
117 Conway, Mission
Radio Shack Dealer
21969 Katy Freeway, Houston
The Compu Shop
6353 Camp Bowie Blvd., Ft. Worth
Waghalter Books Inc.
3 Greenway Plaza E., Houston

Utah

DC Computer Co.
1911 West 70 South, Provo
Quality Technology
470 E. 2nd So., Salt Lake City

Virginia

Computer Works
Rte. 6, Box 65A, Harrisonburg
Home Computer Center
2927 Virginia Beach Blvd., Virginia Beach
Southside Radio Comm.
135 Rockville Ave., Colonial Heights

Washington

American Mercantile Co. Inc.
2418 1st Ave. S., Seattle
Byte Shop of Bellevue
14701 N. E. 20th St., Bellevue
Computer Connection Inc.
3100 NW Bucklin Hill Rd., Silverdale
Computer Products Division
10316 Hwy 99 S., Everett
Computerland of South King Co.
1500 S. 336 St., Suite 12, Federal Way
Personal Computers
5104 Freva, Spokane
Ye Old Computer Shop
1301 G. Washington, Richland

West Virginia

The Computer Corner Inc.
22 Bechtel Ave., Morgantown

Wisconsin

Byte Shop Of Milwaukee
6019 West Layton Ave., Greenfield
Computerland
890 S. Whitney Way, Madison
Computerland-Fox River Valley
1526 S. Koehler St., Oshkosh
Computerworld
3015 W. Wisconsin Ave., Appleton
Magic Lantern Computed
3313 University Ave., Madison
Petted Microsystems
4265 W. Loomis Rd., Milwaukee

Wyoming

Computer Concepts
1104 Logan Ave., Cheyenne

Puerto Rico

The Microcomputer Store
1568 Ave. Jesus T. Pinero,
Caparra Terrace

Canada

CANADIAN DISTRIBUTOR
Micro Distributing
409 Queen St., W. Toronto, Ont.
MSV 2A5

Computerland of Winnipeg
715 Portage Ave., Winnipeg, Man.
Computart
411 Roosevelt Ave., Ottawa, Ontario
Micromatic Systems Inc.
1303 Powell St., Vancouver
Micro Shack of W. Canada
333 Park Street, Regina, Sask.
Ortho Holdings Ltd.
1241 Stony Plain Road
Edmonton, Alberta
Total Computer Systems
Ajax, Ontario

Instant Software™

Peterborough, N.H.
03458

*A renumbering program that
does it all—in assembly language no less!*

Speedy Renumberer

Robert J. Dowd
13141 Yockey Street #303
Garden Grove, CA 92644

Those of us who do a lot of BASIC programming learn the hard way how important a good line renumbering program can be. It's very frustrating to find no room between lines just when you want it. This happened to me once too often, and I did something about it.

Each renumbering program I tried added to my frustration. In addition to being written in BASIC, making them very slow, the programs wouldn't update the references to line numbers. This left the hardest part of the job to me.

I thought about running out to buy one of the many machine language renumbering programs on the market. Fortunately, my better judgement held out. I'd been looking for a good assembly language programming exercise: I could think of

nothing better than writing my own assembly language renumber program and save \$10-\$20 by not buying a commercial program!

Renumbering

My renumber program (RENUMB) allows you to specify a line number range, new starting line number, and the increment to be used between the new line numbers.

RENUMB displays descriptive error messages on the screen whenever there are problems renumbering. Most problems which you may encounter are not terminal, and RENUMB will run to completion, leaving you to correct only a few minor errors.

Upon execution, RENUMB clears the screen and displays the message: ENTER START LINE.

Enter the line number where you want renumbering to start. Pressing the ENTER key without entering a line number is a default to the first line of the program. RENUMB next displays the message: ENTER END LINE. Enter the line number where renumbering is to stop. This line number will also be renumbered. The default for this value

is the last line of the program.

RENUMB will then display: ENTER NEW START LINE. Enter the new number, or press the ENTER key which defaults to line number 100. Finally, RENUMB displays: ENTER INCREMENT. The default is an increment between renumbered lines of 10. If a non-numeric value is entered for any parameter, RENUMB will display PARAMETER NOT NUMERIC and ask for that parameter again.

When all four parameters are accepted, RENUMB begins renumbering. If no errors are detected, within a second or two, RENUMB displays: FINISHED, followed by the READY prompt from BASIC.

The renumbered program can then be run, listed, etc., since all references to the renumbered lines are updated. If the program contains the commands RUN or DELETE followed by a line number, these line numbers won't be updated.

Persistent Errors

If errors in your program interfere with renumbering, an appropriate error message is displayed. LINE # TOO LARGE is displayed if the calculation of a new line number exceeds 65529.

This error ends renumbering. RANGE VALUE ERROR is displayed if the specified range of line numbers cannot be found in the program. It is also shown if the specified starting line number is larger than the specified ending line number. This error also terminates renumbering.

GOTO/GOSUB MISSING LINE # IN xxxxx is displayed when a GOTO or GOSUB is followed by anything but a valid line number. (Xxxxx represents the line number with the error after renumbering.) This error does *not* terminate renumbering.

UNDEFINED LINE # IN xxxxx is displayed when a reference is made to a line number falling within the renumbering range not contained in the program. This error does *not* terminate renumbering.

RENUMB will operate only in a 16K or larger Level II machine. This is due to the extensive use of ROM routines to provide sophistication with reasonably small size.

The program occupies 1125 bytes of RAM and requires an additional four for each line number renumbered. Very large programs in a 16K machine may be renumbered a small section at a time. ■

Program Listing

```

41E6      00010 INPBUF EQU      41E6H      ;Keyboard input buffer
7B9A      00020      ORG      7B9AH
0001      00030 ARRAY  DEFS      1          ;Line # cross reference table
7B9B AF    00040 START XOR      A          ;Clear A reg
7B9C 0616  00050      LD      B,22
7B9E 21687F 00060      LD      HL,INDEX ;Initialize
7BA1 77    00070 LOOP1  LD      (HL),A ;Program
7BA2 23    00080      INC     HL      ;Parameters
7BA3 10FC  00090      DJNZ   LOOP1
7BA5 2F    00100      CPL
7BA6 32707F 00110      LD      (ELINE),A ;Set end line to
7BA9 32717F 00120      LD      (ELINE+1),A ;Maximum value
7BAC 21767F 00130      LD      HL,NXTLPT ;Set next line
7BAF 36E9  00140      LD      (HL),0E9H ;Pointer
7BB1 23    00150      INC     HL      ;to start of
7BB2 3642  00160      LD      (HL),42H ;program
7BB4 219A7B 00170      LD      HL,ARRAY ;Initialize
7BB7 22687F 00180      LD      (INDEX),HL ;array index
7BBA 3E64  00190      LD      A,100    ;Default value for
7BBC 32727F 00200      LD      (SLINE),A ;new start line #
7BBF 3E0A  00210      LD      A,10     ;Default value for
7BC1 32747F 00220      LD      (INCR),A ;increment
7BC4 2AF940 00230      LD      HL,(16633) ;Get address of prog. end
7BC7 2B    00240      DEC     HL      ;Adjust
7BC8 2B    00250      DEC     HL      ;it
7BC9 227C7F 00260      LD      (PEND),HL ;Save it
7BCC CDD47E 00270      CALL   OPTION   ;Get any operator values
7BCF 2A767F 00280 BEGIN  LD      HL,(NXTLPT) ;Get current line address
7BD2 E5    00290      PUSH   HL      ;Save it
7BD3 ED5B7C7F 00300      LD      DE,(PEND) ;Check for
7BD7 CD1D7D 00310      CALL   COMPAR   ;end of
7BDA D2717C 00320      JP      NC,PASS2 ;first pass
7BDD E1    00330      POP     HL      ;Get back start of line
7BDE E5    00340      PUSH   HL      ;Save it
7BDF 23    00350      INC     HL      ;Get
7BE0 23    00360      INC     HL      ;current
7BE1 227A7F 00370      LD      (CURLPT),HL ;line # address
7BE4 E1    00380      POP     HL      ;Get back start of line
7BE5 0604  00390      LD      B,4
7BE7 DD21767F 00400      LD      IX,NXTLPT
7BEB 7E    00410 LOOP2  LD      A,(HL)   ;Get address of next line
7BEC DD7700 00420      LD      (IX+0),A ;and current line #
7BEF 23    00430      INC     HL
7BF0 DD23  00440      INC     IX
7BF2 10F7  00450      DJNZ   LOOP2
7BF4 3A6D7F 00460      LD      A,(GOFLAG) ;Have we already
7BF7 B7    00470      OR      A       ;found the start point
7BF8 200E  00480      JR      NZ,CKEND ;if yes, continue
7BFA 2A787F 00490      LD      HL,(CURLIN) ;look for
7BFD ED5B6E7F 00500      LD      DE,(BLINE) ;start of
7C01 CD1D7D 00510      CALL   COMPAR   ;renumber range
7C04 2810  00520      JR      Z,SAVEM ;yes. go renumber
7C06 38C7  00530      JR      C,BEGIN ;No. Go get next line
7C08 2A787F 00540 CKEND  LD      HL,(CURLIN) ;Check for
7C0B ED5B707F 00550      LD      DE,(ELINE) ;end of
7C0F CD1D7D 00560      CALL   COMPAR   ;renumber range
7C12 2802  00570      JR      Z,SAVEM ;Last line so save it
7C14 305B  00580      JR      NC,PASS2 ;Go resole references
7C16 AF    00590 SAVEM  XOR      A       ;set start point
7C17 2F    00600      CPL      ;found
7C18 326D7F 00610      LD      (GOFLAG),A ;flag
7C1B 2A727F 00620      LD      HL,(SLINE) ;test for new line #
7C1E 11FAFF 00630      LD      DE,65530 ;greater than max.
7C21 CD1D7D 00640      CALL   COMPAR
7C24 3806  00650      JR      C,LINEOK ;jump if line # less than max.
7C26 CDF17C 00660      CALL   ERROR1   ;go print error message
7C29 C37200 00670      JP      0072H   ;return to BASIC
7C2C 2A687F 00680 LINEOK LD      HL,(INDEX) ;INDEX points to
7C2F E5    00690      PUSH   HL      ;next ARRAY entry
7C30 DDE1  00700      POP     IX

```

Program continues

7C32	2A787F	00710		LD	HL, (CURLIN)	;save
7C35	DD7400	00720		LD	(IX+0),H	;old
7C38	DD2B	00730		DEC	IX	;line
7C3A	DD7500	00740		LD	(IX+00),L	;number
7C3D	DD2B	00750		DEC	IX	
7C3F	2A727F	00760		LD	HL, (SLINE)	;save
7C42	DD7400	00770		LD	(IX+0),H	;new
7C45	DD2B	00780		DEC	IX	;line
7C47	DD7500	00790		LD	(IX+0),L	;number
7C4A	DD2B	00800		DEC	IX	
7C4C	DD22687F	00810		LD	(INDEX),IX	;update array pointer
7C50	2A6A7F	00820		LD	HL, (LINECT)	;increment
7C53	23	00830		INC	HL	;line
7C54	226A7F	00840		LD	(LINECT),HL	;counter
7C57	2A7A7F	00850		LD	HL, (CURLPT)	;now
7C5A	E5	00860		PUSH	HL	;update
7C5B	DDE1	00870		POP	IX	;the line #
7C5D	2A727F	00880		LD	HL, (SLINE)	;in the line
7C60	DD7500	00890		LD	(IX+0),L	
7C63	DD7401	00900		LD	(IX+1),H	
7C66	ED5B747F	00910		LD	DE, (INCR)	;calculate next
7C6A	19	00920		ADD	HL,DE	;new
7C6B	22727F	00930		LD	(SLINE),HL	;line number
7C6E	C3CF7B	00940		JP	BEGIN	;continue
7C71	2A6A7F	00950	PASS2	LD	HL, (LINECT)	;see if
7C74	7C	00960		LD	A,H	;any lines
7C75	B5	00970		OR	L	;were renumbered
7C76	CAF87C	00980		JP	Z,ERROR2	;if no, print error message
7C79	21E942	00990		LD	HL,42E9H	;set HL to program start
7C7C	22767F	01000	PASS22	LD	(NXTLPT),HL	;save it
7C7F	AF	01010		XOR	A	;clear the
7C80	326C7F	01020		LD	(ONFLAG),A	; "ON GOTO/GOSUB" flag
7C83	110300	01030		LD	DE,3	;now point HL to
7C86	19	01040		ADD	HL,DE	;first byte of this
7C87	23	01050	GETBYT	INC	HL	;BASIC statement
7C88	7E	01060		LD	A, (HL)	;get the next byte
7C89	B7	01070		OR	A	;is it a zero
7C8A	200C	01080		JR	NZ,COLON	;if not, continue
7C8C	23	01090		INC	HL	;ah,ha! end of statement so
7C8D	ED5B7C7F	01100		LD	DE, (PEND)	;check for
7C91	CD1D7D	01110		CALL	COMPAR	;end of program
7C94	20E6	01120		JR	NZ,PASS22	;if not, go get next statement
7C96	1848	01130		JR	FINISH	;else go to end routine
7C98	FE3A	01140	COLON	CP	58	;is it a colon
7C9A	2006	01150		JR	NZ,COMMA	;if no, go check for comma
7C9C	AF	01160		XOR	A	;if yes
7C9D	326C7F	01170		LD	(ONFLAG),A	;clear "ON GOTO/GOSUB" flag
7CA0	18E5	01180		JR	GETBYT	;go get next byte
7CA2	FE2C	01190	COMMA	CP	44	;is it a comma
7CA4	200A	01200		JR	NZ,CHEKON	;if no, look for "ON"
7CA6	3A6C7F	01210		LD	A, (ONFLAG)	;if an "ON" is active
7CA9	B7	01220		OR	A	;make LOOKUP think it's a "GOTO"
7CAA	28DB	01230		JR	Z,GETBYT	;if "ON" not active, get next byte
7CAC	3E8D	01240		LD	A,141	;141=GOTO
7CAE	1820	01250		JR	GOFORT	
7CB0	FEA1	01260	CHEKON	CP	161	;is it "ON"
7CB2	2006	01270		JR	NZ,KEYWRD	;if no, go look for other keywords
7CB4	2F	01280		CPL		;if yes
7CB5	326C7F	01290		LD	(ONFLAG),A	;set "ON" flag
7CB8	18CD	01300		JR	GETBYT	
7CBA	FE8D	01310	KEYWRD	CP	141	;is it "GOTO"
7CBC	2812	01320		JR	Z,GOFORT	;yes
7CBE	FE91	01330		CP	145	;is it "GOSUB"
7CC0	280E	01340		JR	Z,GOFORT	;yes
7CC2	FECA	01350		CP	202	;is it "THEN"
7CC4	280A	01360		JR	Z,GOFORT	;yes
7CC6	FE95	01370		CP	149	;is it "ELSE"
7CC8	20BD	01380		JR	NZ,GETBYT	;if not, get next byte
7CCA	08	01390		EX	AF,AF'	;if "ELSE"
7CCB	AF	01400		XOR	A	;clear the
7CCC	326C7F	01410		LD	(ONFLAG),A	; "ON" flag
7CCF	08	01420		EX	AF,AF'	

Program continues

7CD0	CD8F7D	01430	GOFORT	CALL	LOOKUP	;get line # and search table
7CD3	B7	01440		OR	A	;A reg holds result of search
7CD4	CC017D	01450		CALL	Z,ERROR3	;0=not found in table
7CD7	CB4F	01460		BIT	1,A	;2=THEN/ELSE without line #
7CD9	20AD	01470		JR	NZ,GETBYT+1	;which is OK
7CDB	CD387E	01480		CALL	INSERT	;insert the new line #
7CDE	18A8	01490		JR	GETBYT+1	;continue
7CE0	2A7C7F	01500	FINISH	LD	HL,(PEND)	;update
7CE3	23	01510		INC	HL	;new
7CE4	23	01520		INC	HL	;end location
7CE5	22F940	01530		LD	(16633),HL	;for BASIC
7CE8	217E7F	01540		LD	HL,FINI	;get address of 'FINISHED'
7CEB	CDA728	01550		CALL	28A7H	;display it
7CEE	C37200	01560		JP	0072H	;return to BASIC
7CF1	21887F	01570	ERROR1	LD	HL,EMSG1	; 'LINE # TOO LARGE'
7CF4	CDA728	01580		CALL	28A7H	;display it
7CF7	C9	01590		RET		
7CF8	219A7F	01600	ERROR2	LD	HL,EMSG2	; 'RANGE VALUE ERROR'
7CFB	CDA728	01610		CALL	28A7H	;display it
7CFE	C37200	01620		JP	0072H	;return to BASIC
7D01	E5	01630	ERROR3	PUSH	HL	;save address of next byte
7D02	21AD7F	01640		LD	HL,EMSG3	; 'GOTO/GOSUB MISSING LINE #'
7D05	CDA728	01650		CALL	28A7H	;display it
7D08	CD107D	01660		CALL	ERRET	;display rest of error message
7D0B	21887C	01670		LD	HL,GETBYT+1	;get abnormal return address
7D0E	E3	01680		EX	(SP),HL	;get next byte address off stack
7D0F	C9	01690		RET		;and return to GETBYT+1
7D10	2A767F	01700	ERRET	LD	HL,(NXTLPT)	;get number of this line
7D13	23	01710		INC	HL	
7D14	23	01720		INC	HL	
7D15	5E	01730		LD	E,(HL)	
7D16	23	01740		INC	HL	
7D17	56	01750		LD	D,(HL)	
7D18	EB	01760		EX	DE,HL	
7D19	CDA70F	01770		CALL	0FA7H	;display 'IN LINE XXX'
7D1C	C9	01780		RET		
7D1D	C5	01790	COMPAR	PUSH	BC	;logically compare HL:DE
7D1E	D5	01800		PUSH	DE	;save all registers
7D1F	E5	01810		PUSH	HL	;all will be restored except F
7D20	F5	01820		PUSH	AF	
7D21	45	01830		LD	B,L	;save LSBs of
7D22	4B	01840		LD	C,E	;both operands
7D23	6C	01850		LD	L,H	;move MSBs of
7D24	5A	01860		LD	E,D	;both to LSB positions
7D25	AF	01870		XOR	A	;clear A reg and carry flag
7D26	67	01880		LD	H,A	;zero MSB positions
7D27	57	01890		LD	D,A	;of HL and DE
7D28	ED52	01900		SBC	HL,DE	;subtract DE from HL
7D2A	2805	01910		JR	Z,MSBEQU	;jump if MSBs were equal
7D2C	F2447D	01920		JP	P,HLGRTR	;jump if HL greater DE
7D2F	180C	01930		JR	HLLESS	;jump if HL less DE
7D31	68	01940	MSBEQU	LD	L,B	;now test the
7D32	59	01950		LD	E,C	;LSBs
7D33	AF	01960		XOR	A	;clear A reg and carry flag
7D34	67	01970		LD	H,A	;zero the MSB
7D35	57	01980		LD	D,A	;positions of HL and DE
7D36	ED52	01990		SBC	HL,DE	;subtract
7D38	2810	02000		JR	Z,EQUAL	;jump if HL = DE
7D3A	F2447D	02010		JP	P,HLGRTR	;jump if HL greater DE
7D3D	F1	02020	HLLESS	POP	AF	;get original AF regs back
7D3E	47	02030		LD	B,A	;save A
7D3F	F6FF	02040		OR	0FFH	;clear zero and carry flags
7D41	37	02050		SCF		;set carry to show HL less DE
7D42	1809	02060		JR	EXITPT	;go bye-bye
7D44	F1	02070	HLGRTR	POP	AF	;get original AF regs back
7D45	47	02080		LD	B,A	;save A
7D46	F6FF	02090		OR	0FFH	;clear zero & carry (HL > DE)
7D48	1803	02100		JR	EXITPT	;go bye-bye
7D4A	F1	02110	EQUAL	POP	AF	;get back original AF
7D4B	47	02120		LD	B,A	;save A
7D4C	AF	02130		XOR	A	;HL=DE. SET ZERO FLAG

Program continues

7D4D	78	02140	EXITPT	LD	A,B	;restore A reg
7D4E	E1	02150		POP	HL	
7D4F	D1	02160		POP	DE	
7D50	C1	02170		POP	BC	
7D51	C9	02180		RET		
7D52	CD1D7D	02190	HLDESB	CALL	COMPAR	;16-bit subtract (HL-DE), no sign
7D55	D8	02200		RET	C	;HL must be greater DE, else return
7D56	C5	02210		PUSH	BC	;save BC regs
7D57	4F	02220		LD	C,A	;save A reg
7D58	2826	02230		JR	Z,ZEROIT	;if HL=DE go set HL to zero
7D5A	0600	02240		LD	B,0	;clear 'adjust' flag
7D5C	CB7C	02250		BIT	Z,H	;is MSB of HL set
7D5E	280F	02260		JR	Z,CLEAR	;if not, don't adjust
7D60	D5	02270		PUSH	DE	;save DE
7D61	B7	02280		OR	A	;clear carry flag
7D62	CB1C	02290		RR	H	;divide HL by 2
7D64	CB1D	02300		RR	L	;with any remainder in carry flag
7D66	F5	02310		PUSH	AF	;save remainder (carry flag)
7D67	B7	02320		OR	A	;clear carry flag
7D68	CB1A	02330		RR	D	;divide DE
7D6A	CB1B	02340		RR	E	;by 2
7D6C	3816	02350		JR	C,CHKCRY	;go see if carry adjust is needed
7D6E	04	02360		INC	B	;set 'adjust' flag
7D6F	B7	02370	CLEAR	OR	A	;clear carry flag
7D70	ED52	02380		SBC	HL,DE	;do the subtract
7D72	CB40	02390		BIT	0,B	;test the 'adjust' flag
7D74	2806	02400		JR	Z,SKIPIT	;if not set, skip readjustment
7D76	F1	02410		POP	AF	;get back remainder, if any
7D77	CB15	02420		RL	L	;multiply result by
7D79	CB14	02430		RL	H	;2 to get true result
7D7B	D1	02440		POP	DE	;get back original DE
7D7C	B7	02450	SKIPIT	OR	A	;clear carry flag
7D7D	79	02460		LD	A,C	;restore original A reg
7D7E	C1	02470		POP	BC	;restore original BC
7D7F	C9	02480		RET		;go bye-bye
7D80	ED62	02490	ZEROIT	SBC	HL,HL	;clear HL reg
7D82	18F8	02500		JR	SKIPIT	;go to exit
7D84	F1	02510	CHKCRY	POP	AF	;get carry from HL/2
7D85	3003	02520		JR	NC,CHKCRI	;if none, make adjustment
7D87	B7	02530		OR	A	;if there was, get rid of it
7D88	1802	02540		JR	CHKCRI+2	;go clean up
7D8A	13	02550	CHKCRI	INC	DE	;adjust DE
7D8B	37	02560		SCF		;set the carry flag
7D8C	F5	02570		PUSH	AF	;save it
7D8D	18DF	02580		JR	CLEAR-1	;go do subtract
7D8F	23	02590	LOOKUP	INC	HL	;point to 1st digit of line #
7D90	E5	02600		PUSH	HL	;save that address
7D91	F5	02610		PUSH	AF	;save keyword code
7D92	CD5A1E	02620		CALL	1E5AH	;convert line # to binary
7D95	7A	02630		LD	A,D	;test for non-digit
7D96	B3	02640		OR	E	
7D97	CA237E	02650		JP	Z,POSERR	;if no line#, POSSIBLE error
7D9A	F1	02660		POP	AF	;clear stack
7D9B	2A6E7F	02670		LD	HL,(BLINE)	;test line # to see
7D9E	CD1D7D	02680		CALL	COMPAR	;if it's in the renumber range
7DA1	2810	02690		JR	Z,FINDIT	;it's ok
7DA3	300A	02700		JR	NC,RETURN	;jump if not in range
7DA5	2A707F	02710		LD	HL,(ELINE)	;check other end of range
7DA8	CD1D7D	02720		CALL	COMPAR	
7DAB	2806	02730		JR	Z,FINDIT	;if ok, go look for it
7DAD	3004	02740		JR	NC,FINDIT	;same as above
7DAF	E1	02750	RETURN	POP	HL	;it wasn't in range
7DB0	C32F7E	02760		JP	NOERR	;so get out of here
7DB3	ED4B6A7F	02770	FINDIT	LD	BC,(LINECT)	;get array search limit
7DB7	DD219A7B	02780		LD	IX,ARRAY	;set up start of table
7DBB	DD6600	02790	LOOKLP	LD	H,(IX+0)	;look up the number
7DBE	DD2B	02800		DEC	IX	;HL=old line # from table
7DC0	DD6E00	02810		LD	L,(IX+0)	
7DC3	DD2B	02820		DEC	IX	
7DC5	CD1D7D	02830		CALL	COMPAR	;see if we found it
7DC8	280C	02840		JR	Z,GOTMAT	;hooray! we found it
7DCA	DD2B	02850		DEC	IX	;point to the next

Program continues

NEW PEN737

FINALLY - THE ULTIMATE IN
WORD PROCESSING FROM COMPUTEX

Superscripts / Subscripts / Underlines / Elongated printing / BOLD face type and many other features can now be accomplished with your TRS80 computer, Electric Pencil, Centronics 737 Printer and our new PEN737 program.

PEN737 program (available on disk or cassette) \$29.95
When purchased with Centronics 737 printer \$19.95

CENTRONICS 737 PRINTER Special \$750.00

FEATURES: Fan fold, roll and single sheet paper handling • True underlining capabilities • Superscripts and Subscripts • True UPPER & lower case • 80 or 132 column lines • Fast 80 cps printing • Paper forward and reverse switch • Supports 10 and 16.7 c.p.i.

TRS80 MODEL I or MODEL III PRINTER CABLE \$29.95

16K MEMORY EXPANSION KITS FOR MODEL I AND MODEL III SYSTEMS
\$35.95/kit 2-5 kits \$32.95/kit 6 up \$29.95/kit

LNW EXPANSION I/F and COLOR COMPUTER KITS

COMPLETE LNW EXPANSION INTERFACE \$249.00

Includes all components, sockets, and hardware to build the complete kit. Does not include the relay for dual cassette, cabinet or Ram.

RAM MEMORY \$29.95/16K WHEN PURCHASED WITH LNW

Complete CPT Systems with disk drive, 32K Ram, RS232 and Custom cabinet as low as \$799.00
(CALL FOR QUOTE)

LNW COLOR Computer Kit \$599.00

Includes all components to assemble the LNW Color Computer including: High Resolution Video Ram and 16K user ram, Keyboard, and Level II compatible Roms.

CUSTOM CABINET FOR LNW COLOR COMPUTER AND EXPANSION I/F \$149.95
CUSTOM CABINET FOR LNW EXPANSION I/F AND DISK DRIVES \$ 99.95

We also stock a complete line of components for both the LNW Color Computer and the LNW System Expansion at NEVER UNDERSOLD PRICES



TRS80 is a registered trade mark of Radio Shack
Certified Checks, Money Orders
Or call to arrange direct wire transfer
Visa and Mastercard accepted, add 4% to order.
Personal or company checks require 2 weeks to clear.

COMPUTEX ✓392

15502 Highway 3, Suite 715
Webster, Texas 77598
(713) 488-8022

DISK DRIVES - Compare !!!!

RELIABILITY / FEATURES / WARRANTY
PRICE / DELIVERY

Computex offers the best of all with TANDON Disk Drives

Warranty: 120 day repair / replace warranty
Reliability: 8000 hrs. mean time between failure
Features: 5 m.s. Track to Track Access Time
0 sec. Head load time (no solenoid either!)
Single or Double Density Capabilities
40 / 80 Track - Single & Double Sided
Maintenance Manual Provided with drive

TM100-1 Single headed 40 track disk drive, unformatted double density storage = 250 KB
TRS80™ Storage single density = 102 KB Double = 184KB
Bare drive \$225.00 With case / supply \$299.95

TM100-2 Double headed 40 track drive, unformatted double density storage = 500 KB
TRS80™ Storage single density = 204KB, Double = 367KB
Bare drive \$345.00 With case / supply \$419.95

TM100-3 Single headed 80 track drive, unformatted double density storage 500KB
TRS80™ Storage single density = 204KB, Double = 367KB
Bare drive \$375.00 With case / supply \$449.00

TM100-4 Double headed 80 track drive, unformatted double density storage = 1.0mB
TRS80™ Storage single density = 408KB, Double = 735KB

Bare drive \$475.00 With case / supply \$549.00

2 Drive Disk Cable \$24.95
4 Drive Disk Cable \$34.95
Drive Extender Cable \$13.95

MODEL III DISK DRIVE KITS

Complete kit installs in minutes. Interfaces any Tandon disk drive to your Model III. Detailed instructions included \$429.95

TIME ...

METHUSELAH™ has time for you
and your TRS-80

The name Methuselah has always been associated with long life. The Methuselah computer clock board with its 24 hour clock and its perpetual calendar is indeed worthy of the title. Methuselah puts state of the art technology into action with the on board four year lithium battery back-up to keep it running even when your computer is off. That means no more fooling around with the software or hardware "clocks" that become Rip Van Winkles when the computer is reset or turned off.

Methuselah has many other timely features. Software patches keep the DOS and BASIC time and clock commands ticking. Only two screws mount Methuselah inside the expansion interface without soldering, clipping, cutting, or jumpering. There is even a spare I/O port and four different interrupts available for people who love to tinker.

SPECS: MM/DD/YY, HH:MM:SS and day of the week. Four year lithium battery back up. Crystal controlled timing (adjustable 32.768 oscillator). Twenty four hour clock and perpetual calendar.

Send check or money order to:



6330 W. North Ave.
Wauwatosa, WI 53213

(414) 259-0120

Reg. I.W. Tandy Corp.

M-S1 \$97.00
(add \$4.50 P and H)

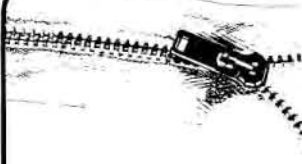
S-S1 \$17.50
(add \$2.50 P and H)

(If you wish to use Methuselah and the RS-232 board (26-1145) together, order this option which includes a new cover and connector.)

WI residents add 4% sales tax.

METHUSELAH is a

trade mark of NDM Designs



ZIP UP YOUR MODEL I

SPEED-UP UNIT - an easy to install electronic device that enables programs to run 2 to 3 times faster. It's the fastest and finest quality speed-up unit on the market.

- guaranteed to double processing speed - no additional purchases required.
- programs will run up to 3 times faster (5.3 mhz) by adding a Z80B microprocessor and delay line - not supplied.
- returns automatically to normal speed during disk and cassette operation - no software patches required.
- keyboard power-on light changes color to indicate operating speed.

\$45.00

VIDEO I. Reverses the video display to provide black characters and graphics on an all white screen for a much easier to read presentation. Software controlled. Cures pulling and distortion problems commonly experienced with TRS-80 monitors. For use with TRS-80 monitors only. Assembled.


\$24.00

"SATISFACTION GUARANTEED"

Add \$2.00 postage & handling - California residents add 6% sales tax -Foreign orders add 15%.

ARCHBOLD ELECTRONICS

10708 Segovia Way Rancho Cordova, CA 95670
(916) 635-5408
Dealer inquiries invited



7DCC	DD2B	02860	DEC	IX	;line # in the table
7DCE	0B	02870	DEC	BC	;see if we've
7DCF	78	02880	LD	A,B	;looked at the
7DD0	B1	02890	OR	C	;entire table
7DD1	20E8	02900	JR	NZ,LOOKLP	;if not, try again
7DD3	C3327E	02910	JP	ERROR5	;go print the error message
7DD6	DD6600	02920	GOTMAT	LD	H,(IX+0)
7DD9	DD2B	02930	DEC	IX	;get new line # into HL
7DDB	DD6E00	02940	LD	L,(IX+0)	
7DDE	AF	02950	XOR	A	;clear the 'go' flag
7DDF	326D7F	02960	LD	(GOFLAG),A	
7DE2	FD21FB7F	02970	LD	IY,ASCIIN	;convert the line #
7DE6	DD21F17F	02980	LD	IX,POWERS	;to ASCII
7DEA	0605	02990	LD	B,5	;max. of 5 digits
7DEC	DD5E00	03000	LOOKL2	LD	E,(IX+0)
7DEF	DD5601	03010	LD	D,(IX+1)	;load DE with
7DF2	3E00	03020	LD	A,0	;power of ten
7DF4	0E30	03030	LD	C,'0'	;A=INT(line#/power of ten)
7DF6	CD527D	03040	LOOKL3	CALL	HLDESB
7DF9	3021	03050	JR	NC,INCRA	;subtract the power
7DFB	B7	03060	OR	A	;it went so inc A
7DFC	2811	03070	JR	Z,BLNKIT	;the power didn't go
7DFE	81	03080	ADD	A,C	;go see if leading zero
7DFE	326D7F	03090	LD	(GOFLAG),A	;calculate the digit
7E02	FD7700	03100	LOOKL4	LD	(IY+0),A
7E05	FD23	03110	INC	IY	;set the 'go' flag to non-zero
7E07	DD23	03120	INC	IX	;save the digit in ASCIIN
7E09	DD23	03130	INC	IX	;point to next posn in ASCIIN
7E0B	10DF	03140	DJNZ	LOOKL2	;continue the conversion
7E0D	1810	03150	JR	ALLDON	
7E0F	3A6D7F	03160	BLNKIT	LD	A,(GOFLAG)
7E12	B7	03170	OR	A	;is this a leading zero
7E13	2004	03180	JR	NZ,BLNK1	;jump if not a leading blank
7E15	3E20	03190	LD	A,' '	;it's a leading zero, so
7E17	18E9	03200	JR	LOOKL4	;put a blank in
7E19	79	03210	BLNK1	LD	A,C
7E1A	18E6	03220	JR	LOOKL4	;put a zero in
7E1C	3C	03230	INCRA	INC	A
7E1D	18D7	03240	JR	LOOKL3	;try same power of ten
7E1F	3E01	03250	ALLDON	LD	A,1
7E21	E1	03260	POP	HL	;tell 'em we got it
7E22	C9	03270	RET		;get back pointerto 1st digit
7E23	F1	03280	POSERR	POP	AF
7E24	E1	03290	POP	HL	;get keyword code
7E25	FECA	03300	CP	202	;get back pointer
7E27	2806	03310	JR	Z,NOERR	;if it's 'THEN'
7E29	FE95	03320	CP	149	;there's no error
7E2B	2802	03330	JR	Z,NOERR	;or if it's 'ELSE'
7E2D	AF	03340	XOR	A	;there's no error
7E2E	C9	03350	RET		;uh, oh! it's an error
7E2F	3E02	03360	NOERR	LD	A,2
7E31	C9	03370	RET		;tell 'em it's ok
7E32	21DF7F	03380	ERROR5	LD	HL,EMSG5
7E35	C3057D	03390	JP	ERROR3+4	;get the message location
7E38	7E	03400	INSERT	LD	A,(HL)
7E39	FE20	03410	CP	' '	;display it
7E3B	2003	03420	JR	NZ,INSRT1	;get a digit from the line
7E3D	23	03430	INC	HL	;is it a blank
7E3E	18F8	03440	JR	INSERT	;if not, insert the new number
7E40	0605	03450	INSRT1	LD	B,5
7E42	DD21FB7F	03460	LD	IX,ASCIIN	;so skip it
7E46	DD7E00	03470	INSRT2	LD	A,(IX+0)
7E49	FE20	03480	CP	' '	;ASCIIN has the new # in ASCII
7E4B	2004	03490	JR	NZ,INSRT3	;get a byte from the new line #
7E4D	DD23	03500	INC	IX	;see if it's a leading blank
7E4F	10F5	03510	DJNZ	INSRT2	;if not, go to insert the digit
7E51	F5	03520	INSRT3	PUSH	AF
7E52	7E	03530	LD	A,(HL)	;save the new digit
7E53	FE30	03540	CP	'0'	;see if there's room for it
7E55	FA737E	03550	JP	M,INSRT5	;if nxt byte not numeric
7E58	FE3A	03560	CP	':'	;make room for the new digit

Program continues

STOCK MARKET SOFTWARE

By H & H Trading Company for Mod. I, II, & III TRS-80's

STOCK TRACKER™ times trades on individual stocks and options. Uses a technical volume analysis. Completely objective. Gives buy, sell signals.

MARKET TRACKER™ times tops & bottoms on the Dow Industrials; a composite of six technical indicators. Some judgement required. Gives buy, sell signals.

These two programs are accurate and profitable. Hundreds of satisfied users.

ASK FOR THE EVIDENCE!

FOR MORE INFORMATION OR TO ORDER, CONTACT:

H & H TRADING COMPANY

POST OFFICE BOX 23546
PLEASANT HILL, CALIFORNIA 94523
Telephone 415/937-1030

VISA & MASTERCARD

©Regd. T.M. of Radio Shack



COMPUTER EQUIPMENT & SOFTWARE BARGAINS



EVERY MONTH

BUY, SELL OR TRADE ALL TYPES OF COMPUTER EQUIPMENT AND SOFTWARE (pre-owned and new) among 20,000 readers nationwide.

FEATURES:

- Low classified ad rates - 10¢ a word
- Hundreds of ads from individuals
- Categorized ads so you can find them instantly
- Large (11 by 14") easy to read pages

Subscribe now for \$10 and receive 13 issues/year (one FREE plus 12 regular issues). After receiving your first issue if you're not completely satisfied you may have a 100% refund and you still keep the first issue free. Bank cards accepted.

BONUS: If you have something to advertise (pre-owned or software) send in a classified ad with your subscription and we'll run it FREE.

The Nationwide Marketplace for Computer Equipment
COMPUTER SHOPPER ✓212

P.O. BOX F27 • TITUSVILLE, FL 32780 • 305-269-3211

MasterCard & VISA subscriptions only, call TOLL FREE 1-800-528-8050 Ex. 184.

This Month Only

Lowest Price
and we guarantee it.

on

CENTRONICS 737

\$789

Same as
Line Printer 4

If you find a lower price advertised in this magazine this month, just ...

Deduct \$20 from their price.

AND send check or M.O. or call in Visa or M.C.

This special price includes shipping anywhere in the continental U.S.

* This price good on pre-paid orders only. Sorry, no C.O.D. on this item.

Supplies limited, so hurry!



SSM SOFT SECTOR MARKETING, INCORPORATED
6250 Middlebelt • Garden City, MI 48135 ✓434
1 (313) 425-4020 Dealer inquiries invited.

Most orders shipped next day. Michigan residents, please add 4% tax. Personal checks take 3 weeks to clear. Send \$1.00 for catalog - get \$2.00 credit on next order.

7E5A	F2737E	03570		JP	P,INSRT5	;gomake room for the new digit
7E5D	F1	03580	INSRT6	POP	AF	;restore new digit
7E5E	77	03590		LD	(HL),A	;insert it into the line
7E5F	DD23	03600		INC	IX	
7E61	23	03610		INC	HL	
7E62	DD7E00	03620		LD	A,(IX+0)	;get next digit
7E65	10EA	03630		DJNZ	INSRT3	;GO til all digits inserted
7E67	7E	03640	INSRT4	LD	A,(HL)	;all digits inserted so
7E68	FE30	03650		CP	'0'	;check nxt character in line
7E6A	F8	03660		RET	M	;not a digit so exit
7E6B	FE3A	03670		CP	':'	
7E6D	F0	03680		RET	P	;not a digit so exit
7E6E	CD967E	03690		CALL	COMPRS	;compress the program
7E71	18F4	03700		JR	INSRT4	;go check the next character
7E73	CD787E	03710	INSRT5	CALL	EXPAND	;make room for a digit
7E76	18E5	03720		JR	INSRT6	;now go insert it
7E78	E5	03730	EXPAND	PUSH	HL	
7E79	08	03740		EX	AF,AF'	
7E7A	D9	03750		EXX		;use alternate registers
7E7B	D1	03760		POP	DE	
7E7C	2A7C7F	03770		LD	HL,(PEND)	;add 1 to
7E7F	23	03780		INC	HL	;program
7E80	E5	03790		PUSH	HL	;end
7E81	227C7F	03800		LD	(PEND),HL	;address
7E84	23	03810		INC	HL	
7E85	E5	03820		PUSH	HL	
7E86	CD527D	03830		CALL	HLDESB	;calculate # of bytes to move
7E89	E5	03840		PUSH	HL	
7E8A	C1	03850		POP	BC	;BC=# BYTES TO MOVE
7E8B	D1	03860		POP	DE	;DE=(PEND)
7E8C	E1	03870		POP	HL	;HL=(PEND)-1
7E8D	EDB8	03880		LDDR		;move the program to make room
7E8F	AF	03890		XOR	A	;A=0 means text was expanded
7E90	CDB57E	03900		CALL	FIXPTS	;fix up line pointers
7E93	08	03910		EX	AF,AF'	
7E94	D9	03920		EXX		
7E95	C9	03930		RET		
7E96	E5	03940	COMPRS	PUSH	HL	
7E97	08	03950		EX	AF,AF'	;use alternate registers
7E98	D9	03960		EXX		
7E99	D1	03970		POP	DE	
7E9A	2A7C7F	03980		LD	HL,(PEND)	;subtract 1
7E9D	2B	03990		DEC	HL	;from program
7E9E	227C7F	04000		LD	(PEND),HL	;end address
7EA1	23	04010		INC	HL	
7EA2	23	04020		INC	HL	
7EA3	CD527D	04030		CALL	HLDESB	;calculate # of bytes to move
7EA6	E5	04040		PUSH	HL	
7EA7	C1	04050		POP	BC	;BC=# of bytes to move
7EA8	D5	04060		PUSH	DE	;DE=address of byte to remove
7EA9	E1	04070		POP	HL	
7EAA	23	04080		INC	HL	;HL=DE+1
7EAB	EDB0	04090		LDIR		
7EAD	AF	04100		XOR	A	
7EAE	2F	04110		CPL		;A=NZ IF text was compressed
7EAF	CDB57E	04120		CALL	FIXPTS	;fix up line pointers
7EB2	08	04130		EX	AF,AF'	
7EB3	D9	04140		EXX		
7EB4	C9	04150		RET		
7EB5	2A767F	04160	FIXPTS	LD	HL,(NXTLPT)	;get address of next line
7EB8	5E	04170	FIXPT1	LD	E,(HL)	;into the
7EB9	23	04180		INC	HL	;DE
7EBA	56	04190		LD	D,(HL)	
7EBB	B7	04200		OR	A	;see if we compressed or expanded
7EBC	2813	04210		JR	Z,ADDON	;jump if expanded
7EBE	1B	04220		DEC	DE	;reduce pointer since we compressed
7EBF	72	04230	FIXPT2	LD	(HL),D	;put in the new pointer
7EC0	2B	04240		DEC	HL	
7EC1	73	04250		LD	(HL),E	
7EC2	D5	04260		PUSH	DE	;see if
7EC3	C1	04270		POP	BC	;we've done
7EC4	EB	04280		EX	DE,HL	;all

Program continues

The DATA-TRANS 1000

A completely refurbished
IBM Selectric Terminal with
built-in ASCII Interface.

*FOR YOUR TRS-80 WITH OR WITHOUT
EXPANSION INTERFACE. AVAILABLE WITH
CENTRONICS TYPE PARALLEL PORT.

Features:

- 300 Baud Serial
- 14.9 characters per second printout
- Reliable heavy duty Selectric mechanism
- RS-232C Interface
- Documentation included
- 60 day warranty—parts and labor
- High quality Selectric printing Off-line use as typewriter
- Optional tractor feed available
- 15 inch carriage width

Also works with Exatron's Stringy floppy, for fast loading of programs. (Has RS232 built in stringy)

HOW TO ORDER DATA-TRANS 1000

1. We accept Visa, Master Charge. Make cashiers checks or personal check payable to:
DATA-TRANS
2. All orders are shipped F.O.B. San Jose, CA
3. Deliveries are immediate



Desk and table top models also available.

For orders and information

DATA-TRANS

45277 Fremont Blvd., #7 ✓274
Fremont CA 94538

Phone: (408) 263-9246

Bayesian Investment Services

Send for free catalog
discussing TRS-80
programs available for
evaluating:

**Options & Futures
Stocks & Bonds
Convertible
& Other Hedges
Portfolio Position
Tax Positions
Market Timing**

Write or call:

Bayesian ✓186
**Investment
Services**

Dept. H3
757 Santa Rosita
Solana Beach, CA 92075
(714) 755-6225

New Software for the New TRS-80 Color Computer

TRS-80*

COLOR

TRS-80*

SPACE INVADERS — The full-feature popular arcade game with super fast HIGH RESOLUTION (256 x 192) graphics and sound. Can you beat the invaders?

16K, cassette \$19.96

GAME OF LIFE — Fastest game of LIFE ever in exciting, HIGH RESOLUTION graphics. Set up any starting colony and see if it will survive or die.

16K, cassette \$19.95

ETCH-A-SKETCH — Your joysticks and computer make an etch-a-sketch pad.

4K, cassette \$9.95

ARTILLERY DUEL — Fight computer or friend to destroy his artillery.

4K, cassette \$9.95

16K RAM — Expand your 4K system to 16K. No hardware modifications or special tools required. Full instructions included, easy to install.

\$75.00

EDITOR/ASSEMBLER — Write your own 6809 assembly language programs. Generates system tapes and allows storage of source files on cassette.

16K, cassette \$29.95

BUGOUT — Full Feature MONITOR with EDIT, FILL, Register EXAMINE/MODIFY, HEX/ASCII dumps, breakpoints and TRACE, a powerful debugging tool.

16K, cassette \$19.95

DISASSEMBLER — The best disassembler for the 6809 available — ANYWHERE. Unlock the secrets of COLOR BASIC. A MUST for the serious programmer.

16K, cassette \$14.95

BUGOUT PLUS — BUGOUT & DISASSEMBLER mixed together.

16K, cassette \$29.95

COMING SOON — MAGIC BOX — load MOD I & II tapes into the color computer. 16K expansion — put 32K RAM inside the computer, or put 16K RAM on the ROM PAK port.

GAMES — fast action HIGH RESOLUTION games like ASTEROID and SPACE WAR. ROM UTILITIES — put utilities like EDITOR/ ASSEMBLER and BUGOUT in ROM on the ROM PAK port.

SPECTRAL ✓132
ASSOCIATES

141 Harvard Ave.
Tacoma, Washington 98466
(206) 475-8483

WRITE FOR COMPLETE
CATALOG OF
GAMES & UTILITIES

*TRS-80 IS A TM OF TANDY CORP.

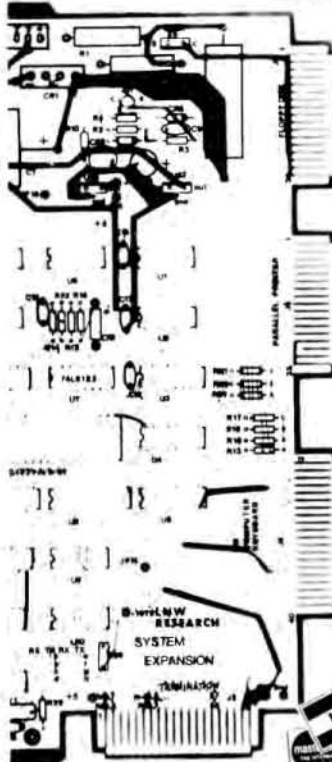
```

7EC5 ED5B7C7F 04290 LD DE,(PEND) ;the pointers
7EC9 CD1D7D 04300 CALL COMPAR
7ECC D0 04310 RET NC ;return if we have
7ECD C5 04320 PUSH BC ;keep going
7ECE E1 04330 POP HL
7ECF 18E7 04340 JR FIXPT1
7ED1 13 04350 ADDON INC DE ;increment the pointer
7ED2 18EB 04360 JR FIXPT2
7ED4 CDC901 04370 OPTION CALL 1C9H ;clear screen
7ED7 DD21177F 04380 LD IX,AMSG1
7EDB FD216E7F 04390 LD IY,BLINE
7EDF 0604 04400 LD B,4 ;request and accept
7EE1 C5 04410 LOOPOP PUSH BC ;operator values if any
7EE2 DD6E00 04420 LD L,(IX+0)
7EE5 DD6601 04430 LD H,(IX+1)
7EE8 CDA728 04440 CALL 28A7H ;output a request message
7EEB 21E641 04450 LD HL,INPBUF
7EEE CDD905 04460 CALL 5D9H ;get operator input
7EF1 AF 04470 XOR A
7EF2 B0 04480 OR B ;any input?
7EF3 280D 04490 JR Z,NEXTOP ;if none, try next
7EF5 CD5A1E 04500 CALL 1E5AH ;convert value to binary
7EF8 7A 04510 LD A,D
7EF9 B3 04520 OR E ;if not numeric
7EFA 2812 04530 JR Z,ERROR4 ;print error message
7EFC FD7300 04540 LD (IY+0),E ;else, save it
7EFF FD7201 04550 LD (IY+1),D
7F02 DD23 04560 NEXTOP INC IX
7F04 DD23 04570 INC IX
7F06 FD23 04580 INC IY
7F08 FD23 04590 INC IY
7F0A C1 04600 POP BC ;getloop ctr back
7F0B 10D4 04610 DJNZ LOOPOP ;try next message
7F0D C9 04620 RET
7F0E 21C87F 04630 ERROR4 LD HL,MSG4
7F11 CDA728 04640 CALL 28A7H ;display it
7F14 C1 04650 POP BC ;retrieve loop counter
7F15 18CA 04660 JR LOOPOP ;try same one again
7F17 1F7F 04670 MSG1 DEFW MSG1 ;table of message addresses
7F19 317F 04680 DEFW MSG2
7F1B 417F 04690 DEFW MSG3
7F1D 577F 04700 DEFW MSG4
7F1F 45 04710 MSG1 DEFM 'ENTE'
7F23 52 04720 DEFM 'R ST'
7F27 41 04730 DEFM 'ART '
7F2B 4C 04740 DEFM 'LINE'
7F2F 20 04750 DEFM ' '
7F30 00 04760 DEFB 0
7F31 45 04770 MSG2 DEFM 'ENTE'
7F35 52 04780 DEFM 'R EN'
7F39 44 04790 DEFM 'D LI'
7F3D 4E 04800 DEFM 'NE '
7F40 00 04810 DEFB 0
7F41 45 04820 MSG3 DEFM 'ENTE'
7F45 52 04830 DEFM 'R NE'
7F49 57 04840 DEFM 'W ST'
7F4D 41 04850 DEFM 'ART '
7F51 4C 04860 DEFM 'LINE'
7F55 20 04870 DEFM ' '
7F56 00 04880 DEFB 0
7F57 45 04890 MSG4 DEFM 'ENTE'
7F5B 52 04900 DEFM 'R IN'
7F5F 43 04910 DEFM 'CREM'
7F63 45 04920 DEFM 'ENT '
7F67 00 04930 DEFB 0
7F68 0000 04940 INDEX DEFW 0
7F6A 0000 04950 LINECT DEFW 0
7F6C 00 04960 ONFLAG DEFB 0
7F6D 00 04970 GOFLAG DEFB 0
7F6E 0000 04980 BLINE DEFW 0
7F70 0000 04990 ELINE DEFW 0
7F72 0000 05000 SLINE DEFW 0

```

Program continues

TRS-80 is a registered trademark of TANDY CORP.



SYSTEM EXPANSION FOR THE TRS-80™

AT \$69.95 [PC BOARD & USER MANUAL]

- SERIAL RS232C 20 mA I/O
- FLOPPY CONTROLLER
- 32K BYTES MEMORY
- PARALLEL PRINTER PORT
- DUAL CASSETTE PORT
- REAL-TIME CLOCK
- SCREEN PRINTER BUS
- ONBOARD POWER SUPPLY
- SOFTWARE COMPATIBLE
- SOLDER MASK, SILK SCREEN

LNW RESEARCH

714-641-8850

TO ORDER
P.O. Box 16216 Irvine CA 92713
Add \$3 for postage and handling.
CA residents add 6% sales tax



Card No. _____ Expiration Date _____ Signature _____

The Original "Photo point"™ Light Pen

ONLY \$19.95

Why pay \$30.00, \$35.00, \$62.00 for the same results??

Don't be misled by more expensive imitations!

This is the original *Photo point* light pen preferred and supported by some of the leading software sources like, "Quality Software"—"Instant Software"—"Level IV" products and so on.

Just imagine . . .

In playing backgammon, (included) when you want to move a man, you just point at where you want to move from, then point at where you want to move to, and your man moves!!! No more fumbling with keyboards—YEA!

Your Photo Point package comes complete;

- 1 Photo point light pen (of course)
- Info sheets on how to connect the pen and how to write your own programs ALL IN BASIC
- Two apertures
- AND two sensitivity settings
- A cassette tape with 4 informative programs and games
- Ready to connect to your TRS-80 System. (DOS too!)
- Does not void any Radio Shack warranties

Requirements:

- Level II basic
- And a little *imagination!!*

For fast real time programming it is your lowest cost peripheral at \$19.95

Announcing

NEW PEN BASIC by Steve Bjork

Steve is one of the Best Assembly Lang. programmers around, and he has come up with PEN BASIC. This low memory routine will add 10 more commands to Level II such as PENGET which searches the entire screen for the pen and returns a number between 0-1024 in about 1 sec. Plus 9 other commands. Perfect for you lightware authors and NEW light pen owners too! only \$14.95

SILVER & BLACK



!!NOW AVAILABLE!!

I NDEX S EQUENTIAL A CCESS M ETHOD

- ★ Get and Put Records to Disk File by "KEY"
- ★ Read File in Key Sequence Without Sorting
- ★ Delete Records Without Recopying File
- ★ Add Records to Disk Files in Any Sequence
- ★ Variable Key Length From 1 to 50 Characters
- ★ Machine Language or Basic Subroutines.

BUSINESS APPLICATION ADVANTAGES

- Improved Disk Utilization
- Easier Program Development
- Improved Operating Characteristics
- Reduce or Eliminate Sorting
- Improved Performance

ISAM SUBROUTINES ISAM UTILITIES

Documentation
On Diskette \$90.00

- PLUS - Free Mailing List Sample Application
Add 6% Sales Tax for California Orders

TRS-80 MODEL I, II, & III SOFTWARE FROM:

Johnson Associates - or - Telephone Order Line
P.O. Box 1402M 85 For Bank Card Sales
Redding, CA 96001 (916) 221-0740

WRITE FOR FREE CATALOG

(COUPON)

Micro Matrix 68

P.O. Box 938 • Pacifica, CA 94044

Send for yours NOW: (415) 355-4635

Name _____ Photopoint

\$19.95

Address _____

City _____ St. _____ Pen Basic

\$14.95

Zip _____

Card # _____ Money

Ex. _____ CK. Order Visa MC

Date _____

7F74	0000	05010	INCR	DEFW	0
7F76	0000	05020	NXTLPT	DEFW	0
7F78	0000	05030	CURLIN	DEFW	0
7F7A	0000	05040	CURLPT	DEFW	0
7F7C	0000	05050	PEND	DEFW	0
7F7E	0D	05060	FINI	DEFB	13
7F7F	46	05070		DEFM	'FINI'
7F83	53	05080		DEFM	'SHED'
7F87	00	05090		DEFB	0
7F88	0D	05100	MSG1	DEFB	13
7F89	4C	05110		DEFM	'LINE'
7F8D	20	05120		DEFM	'# T'
7F91	4F	05130		DEFM	'OO L'
7F95	41	05140		DEFM	'ARGE'
7F99	00	05150		DEFB	0
7F9A	0D	05160	MSG2	DEFB	13
7F9B	52	05170		DEFM	'RANG'
7F9F	45	05180		DEFM	'E VA'
7FA3	4C	05190		DEFM	'LUE'
7FA7	45	05200		DEFM	'ERRO'
7FAB	52	05210		DEFM	'R'
7FAC	00	05220		DEFB	0
7FAD	0D	05230	MSG3	DEFB	13
7FAE	47	05240		DEFM	'GOTO'
7FB2	2F	05250		DEFM	'/GOS'
7FB6	55	05260		DEFM	'UB M'
7FBA	49	05270		DEFM	'ISSI'
7FBE	4E	05280		DEFM	'NG L'
7FC2	49	05290		DEFM	'INE'
7FC6	23	05300		DEFM	'#'
7FC7	00	05310		DEFB	0
7FC8	50	05320	MSG4	DEFM	'PARA'
7FCC	4D	05330		DEFM	'METE'
7FD0	52	05340		DEFM	'R NO'
7FD4	54	05350		DEFM	'T NU'
7FD8	4D	05360		DEFM	'MERI'
7FDC	43	05370		DEFM	'C'
7FDD	0D	05380		DEFB	13
7FDE	00	05390		DEFB	0
7FDF	0D	05400	MSG5	DEFB	13
7FE0	55	05410		DEFM	'UNDE'
7FE4	46	05420		DEFM	'FINE'
7FE8	44	05430		DEFM	'D LI'
7FEC	4E	05440		DEFM	'NE #'
7FF0	00	05450		DEFB	0
7FF1	1027	05460	POWERS	DEFW	10000
7FF3	E803	05470		DEFW	1000
7FF5	6400	05480		DEFW	100
7FF7	0A00	05490		DEFW	10
7FF9	0100	05500		DEFW	1
0005		05510	ASCIIN	DEFS	5
7B9B		05520		END	START
00000	TOTAL ERRORS				

GET Paid for using your Computer

FUN! Easy

RUSH COUPON FOR FREE FACTS

GREAT SPARE TIME

Send today to DAR E1

209-5 Kenroy, Roseville CA 95678

134

CASH	
NAME	
STREET	
CITY	
STATE	ZIP

Subscription Problem?

80 Microcomputing does not keep subscription records on the premises, therefore calling us only adds time and doesn't solve the problem.

Please send a description of the problem and your most recent address label to:

80 Microcomputing
Subscription Dept.
PO Box 981
Farmingdale, NY 11737

Thank you and enjoy your subscription.

FREE IDEA SEEDS

All you have to do is send a No. 10 size envelope, self-addressed and stamped, to:



62
CECDAT, INC.
P. O. Box 8963
Moscow, ID 83843

The most unique concept in software ideas. Are you tired of not knowing those tricks and shortcuts which the expert programmer utilizes without even thinking twice? Now you can pick up some tips and novel routines which will simplify your own BASIC programming. TRS-80 Model I LII.

TRS-80 is a trademark of Tandy Corp.

Free Idea Seeds is a trademark of CECDAT, INC.

The disco version.

KBEEPFIX Revisited

Darell R. Whitehead
11 Patterson Rd.
Bedford, MA 01730

hard to modify and run machine language utility routines written for BASIC Level II machines, without disks. I tried to run Dennis Kitz's' KBEEPFIX (80 *Microcomputing*, February 1980, pp.

14-15) and had that problem.

KBEEPFIX jumps straight into the Level II BASIC initialization sequence. If one has a disk system, this jumps into BASIC2 instead of disk BASIC, and, un-

fortunately, BASIC2 doesn't have disk capabilities.

I found out how to modify KBEEPFIX to run with disk by adding five bytes of code to the beginning of the routine and

Those of us with disk-based TRS-80 systems often find it

LOCATION	MACHINE LANGUAGE	Z-80 INSTRUCTION
FF8A	3E 89	LD A,89H
FF8C	32 49 40	LD (4049H),A
FF8F	21 98 FF	LD HL,0FF98H
FF92	22 16 40	LD (4016H),HL
FF95	C3 2D 40	JP 402DH
FF98	21 36 40	LD HL,4036H
FF9B	01 01 38	LD BC,3801H
FF9E	16 00	LD D,00H
FFA0	0A	LD A,(BC)
FFA1	5F	LD E,A
FFA2	A3	AND E
FFA3	20 1A	JR NZ,\$ + 28
FFA5	77	LD (HL),A
FFA6	14	INC D
FFA7	2C	INC L
FFA8	C8 01	RLC C
FFAA	79	LD A,C
FFAB	D6 80	SUB 80H
FFAD	20 F1	JR NZ,\$ - 13
FFAF	7E	LD A,(HL)
FFB0	06 07	LD B,07H
FFB2	2D	DEC L
FFB3	86	ADD A,(HL)
FFB4	10 FC	DJNZ \$ - 2
FFB6	FE 00	CP 00H
FFB8	3E 00	LD A,00H
FFBA	C0	RET NZ
FFBB	32 1A 40	LD (401AH),A
FFBE	C9	RET
FFBF	A6	AND (HL)
FFC0	28 10	JR Z,\$ + 18
FFC2	3A 1A 40	LD A,(401AH)
FFC5	3C	INC A
FFC6	32 1A 40	LD (401AH),A
FFC9	FE FF	CP 0FFH
FFCB	20 D9	JR NZ,\$ - 37
FFCD	3D	DEC A

LOCATION	MACHINE LANGUAGE	Z-80 INSTRUCTION
FFCE	32 1A 40	LD (401AH),A
FFD1	7B	LD A,E
FFD2	73	LD (HL),E
FFD3	C5	PUSH BC
FFD4	01 00 02	LD BC,0200H
FFD7	CD 60 00	CALL 0060H
FFDA	C1	POP BC
FFDB	0A	LD A,(BC)
FFDC	A3	AND E
FFDD	C8	RET Z
FFDE	C5	PUSH BC
FFDF	E5	PUSH HL
FFE0	F5	PUSH AF
FFE1	06 40	LD B,40H
FFE3	3A 3D 40	LD A,(403DH)
FFE6	E6 FD	AND 0FDH
FFE8	67	LD H,A
FFE9	F6 02	OR 02H
FFEB	6F	LD L,A
FFEC	7D	LD A,L
FFED	D3 FF	OUT (0FFH),A
FFEF	7C	LD A,H
FFF0	D3 FF	OUT (0FFH),A
FFF2	C5	PUSH BC
FFF3	06 40	LD B,40H
FFF5	10 FE	DJNZ \$ + 0
FFF7	C1	POP BC
FFF8	10 F2	DJNZ \$ - 12
FFFA	F1	POP AF
FFFB	E1	POP HL
FFFC	C1	POP BC
FFFD	C3 FB 03	JP 03FBH

Note: For a 16K system, the program will occupy locations 7F8AH-7FFFH, and location FF91H is changed from FFH to 7FH. For a 32K, locations BF8AH-BFFFH are occupied, and location FF91H is changed to BFH.

Program Listing 1. KBEEPFIX for a 48K system. Machine language hex codes can be entered using DEBUG and Z-80 instructions by using Editor/Assembler.

changing two program bytes.

The first problem is getting KBEEPFIX to jump into a disk initialization sequence instead of BASIC2. The instruction currently in locations 7F95H-7F97H is a jump to address 1A19H, the address which begins BASIC2 initialization. If we change this jump to address 402DH, KBEEPFIX will transfer to the DOS READY. Thus, the machine language hex codes for program locations 7F95H-7F97H should be changed to read: C3 2D 40. KBEEPFIX can then be executed from DOS READY and will return to DOS READY.

This creates a second problem. Whenever disk BASIC is loaded, the highest 64 bytes of RAM are used by the TRSDOS BASIC loading sequence, but this is where we have stored KBEEPFIX. We have to fool the machine about where the top of memory (TOPMEM) is located, to protect our program. We do this by modifying address 4049H, the storage location for the LSB of TOPMEM. Location 404AH contains the MSB of

TOPMEM, but we do not have to change that because TRSDOS loads that location with the correct value.

In a 16K machine, TOPMEM is 7FFFH (BFFFH in 32K, FFFFH in 48K) and the LSB is FFH (same in 32K and 48K). We need to change the LSB to point to the first address preceding

beginning of KBEEPFIX, which only take up five bytes of RAM. Note that this will also change our TOPMEM address from 7F8EH to 7F89H, so our LSB of TOPMEM becomes 89H.

The two instructions added to the beginning of KBEEPFIX will load 89H into the A register, then store A to location 4049H:

"I found out how to modify KBEEPFIX to run with disk by adding five bytes of code to the beginning of the routine and changing two program bytes."

KBEEPFIX.

The first available address preceding KBEEPFIX is 7F8EH (BF8EH in 32K, FF8EH in 48K) so the LSB of TOPMEM is 8EH. We could use DEBUG to go into RAM and modify location 4049H (which currently contains FFH for a 16K, 32K and 48K system) to read 8EH. Why not let KBEEPFIX do it for you? This is done by adding two instructions to the

Location	Hex Code	Instruction
7F8A	3E 89	LD 1,89H
7F8A	32 89	LD (A,89H)

The five bytes of hex code are all that need to be added at the indicated program locations (BF8AH and BF8CH for a 32K system, FF8AH and FF8CH for a 48K system). The highest 64 bytes of RAM will still be used by the TRSDOS BASIC loading

sequence but they will be the 64 bytes before KBEEPFIX.

The new KBEEPFIX is only 118 bytes long and can be created using the DEBUG modify memory command.

Save it on disk with: DUMP KBEEPFIX/CMD (START = X'7F8A', END = X'7FFF', TRA = X'7F8A'). Now everytime DOS is rebooted (at powerup or reset), just type in KBEEPFIX and you have the debounce, repeat keys, and the audible beep in TRSDOS or disk BASIC.

An advantage to this is that you can still use the MEMORY SIZE? protection for other machine language programs. Make sure the machine language program you want to protect from BASIC doesn't overlay KBEEPFIX; i.e., make sure it doesn't use addresses beyond 7F89H (BF89H in 32K, FF89H in 48K).

You can now get real fancy and use the TRSDOS AUTO-command to modify the power up sequence. This executes KBEEPFIX immediately at power up or reset. But, I am not that far in the DOS manual yet. ■

**DISK DRIVE WOES?
PRINTER INTERACTION?
MEMORY LOSS?
ERRATIC OPERATION?**

Don't Blame The Software!

Power Line Spikes, Surges & Hash could be the culprit! Floppies, printers, memory & processor often interact! Our unique ISOLATORS eliminate equipment interaction AND curb damaging Power Line Spikes, Surges and Hash.

- ISOLATOR (ISO-1) 3 filter isolated 3-prong sockets; integral Surge/Spike Suppression; 1875 W Maximum load, 1 KW load any socket \$62.95
- ISOLATOR (ISO-2) 2 filter isolated 3-prong socket banks; (6 sockets total); Integral Spike/Surge Suppression; 1875 W Max load, 1 KW either bank \$62.95
- SUPER ISOLATOR (ISO-3), similar to ISO-1 except double filtering & Suppression \$94.95
- ISOLATOR (ISO-4), similar to ISO-1 except unit has 6 individually filtered sockets \$106.95
- ISOLATOR (ISO-5), similar to ISO-2 except unit has 3 socket banks, 9 sockets total \$87.95
- CIRCUIT BREAKER, any model (add-CB) Add \$ 8.00
- CKT BRKR/SWITCH/PILOT (CBS) Add \$16.00

Master-Charge, Visa, American Express
Order Toll Free 1-800-225-4876
(except AK, HI, MA, PR & Canada)

ESP Electronic Specialists, Inc.

171 South Main Street, Natick, Mass. 01760
Technical & Non-800: 1-617-655-1532 ✓ 58



AUTHORIZED TRS 80® DEALER #R491

\$670.00

MODEL I
NOT AVAILABLE
Keypad
- 0 - 1056

\$3500.00

MODEL II
MODEL II, 64K
26 - 4002

\$875.00

MODEL III
MODEL III 16K RAM,
MODEL III BASIC
26 - 1062



WE ACCEPT CHECK, MONEY ORDER, OR PHONE ORDERS WITH VISA OR MASTER CHARGE. SHIPPING COSTS WILL BE ADDED TO CHARGE ORDERS. DISK DRIVES, PRINTERS, PERIPHERALS, AND SOFTWARE - YOU NAME, WE'VE GOT IT. WRITE OR CALL FOR OUR COMPLETE PRICE LIST.

FULL FACTORY WARRANTY ON ALL ITEMS SOLD.

C & S ELECTRONICS, LTD. 32 EAST MAIN ST. MILAN, MICH. 48160
✓ 145 (313) 439-1508 (313) 439-1400

C & S ELECTRONICS MART IS AN AUTHORIZED TRS 80® SALES CENTER STORE #R491

One-liners for your TRS-80.

Short and Sweet

Chris Gundlach
618 Hal Greer Boulevard
Huntington, WV 25701

Everyone has heard of the proverbial "one-liner," and those delivered by comedians are funny, usually. There are plenty of one-liners for the TRS-80 too, but they're useful. Try this one:

```
POKE 16396, 23
```

It turns off the BREAK key. Add a line number with this in your program, and you will no longer step out of a program by accidentally hitting BREAK. (TRSDOS 2.1 or NEWDOS+: POKE 23461,0; TRSDOS 2.3: POKE 23886.)

Of course, BREAK will remain off until you do the opposite one-liner:

```
POKE 18396, 201
```

If you forget, and LIST with the BREAK turned off, it isn't a funny one-liner at all. If you get stuck in a loop with the BREAK key off—only the rear reset will rescue you. (TRSDOS 2.1: POKE

```
23461,1; TRSDOS 2.3: POKE 23886,1.)
```

Here's another:

```
FOR F=0 TO 20:CSAVE "A":  
FOR FF=0 TO 50:NEXT FF,F
```

This records your program 21 times on the tape, with a short space between each copy. Great for filling up those long audio cassettes with your favorite utility.

Our next one-liner does a bit of nonsense that seems to infuriate TRS-80 users.

```
CLEAR 300:FOR F=0 TO 3:  
STRING$(255,191):NEXT
```

This one liner whites out the screen in a flash (almost).

Folks with the expansion box will like this one:

```
SYSTEM After the *, answer /177.
```

It brings up MEMORY SIZE? and lets you reset the size. In case you forgot, like when you bbegin getting double characters because you forgot to load KBFIX.

This lets you reset memory size without disturbing the number of files available, under disk. Though the computer will print LEVEL II BASIC, you'll be in Disk BASIC, but will lose your program.

How to let your TRS-80 brag that you have Level II:

```
SYSTEM After the *, answer /250.
```

Your computer says RADIO SHACK LEVEL II BASIC.

This one-liner may be the world's smallest text-editor and typing timer. Change the number in the FOR loop to set goals for yourself. How many words can you type in before READY comes back?

```
CLS: ? CHR$(14):FOR F=0 TO  
20000: Z$=INKEY$: ? Z$: NEXT
```

To build up your typing speed, reduce the FOR-loop number a little each time. Try the shift-arrow keys to watch the cursor. The CLEAR key erases from the cursor to the end of the screen in this micro text machine.

Running an LPRINT program without a line-printer? Or want to check your LPRINT output without wasting paper? We've got a one-liner for that too:

```
POKE 16422, PEEK(16414) :  
POKE 16423, PEEK(16415).
```

It's crazy, but it works. Your line-printer output is directed to the video screen. It will print over text that may be there, but you can see what you're outputting.

This one-liner: POKE 16425,0 will start your substitute line-printer at the top of the screen. And this one: LPRINT CHR\$(14) makes the phony line printer's cursor appear, giving you two cursors on the screen.

To restore normal line printer operation, another one-liner:

```
POKE 16422, 141 : POKE 16423, 5
```

If you're using a line printer machine language driver, you should substitute the appropriate address values when restoring locations 16422 and 16423. This is necessary if you use a non-standard TRS-80 printer without the built-in printer routine in the Level II ROM.

A FOR-NEXT loop written as a one-liner lets you test various values for timers or whatever:

```
FOR F=0 TO 5000:NEXT
```

Try adding the type declarer to see what difference integers make. Hit your stopwatch when you ENTER and stop it when READY reappears. These two one-liners run at different speeds:

```
FOR F%=0 TO 5000:NEXT
```

```
FOR F! = 0 TO 5000:NEXT
```

Finally, there's nothing wrong with using GOSUB in a one-liner to test your subroutines (good programs, they say, are made up of purposeful subroutines). If your subroutine at line 15 is a timer, just tell your computer a one-liner:

```
GOSUB 15
```

The READY reappears when the routine is done.

More one-liners, anyone? ■

**STEREO HI-FI OWNERS
MUSIC COLLECTORS
RADIO PROGRAM MANAGERS**

CUSTOM STORAGE AND RETRIEVAL SYSTEM

Now you can have INSTANT ACCESS to any RECORD or TAPE in your Stereo Collection with your TRS-80 MODEL I or II.

RECORD AND TAPE COLLECTION INVENTORY will store your collection on tape or disk. You will then be able to search for any record or group of records and just to the display or a printer. The collection can be sorted (alphabetically) for display, printing and storage. File moving allows quick and easy addition or deletion of records, and adding to or changing any individual record description. Complete error-correcting sales program enables almost impossible.

The 12K TRS version will conveniently handle up to 150 records and tapes per data file. An unlimited number of data files can be stored on tape. PRICE: \$115.00

The advanced 32K and 48K TRS versions are upgraded for heavy commercial use and can handle up to 500 and 1000 records per data file, respectively. Up to 1500 records can be stored on a hard-disk system. Any number of drives can be used, allowing instant access to thousands of records. An unlimited number of data files can be stored on diskettes, allowing even a one-drive system convenient access to thousands of records. Many other improvements over the tape version. PRICE: \$230.00

Programs provided on cassette neatly transferred to disk. Complete user's manual with examples.

Mail to: First Class, Include \$1.00 S&H.
(Arkansas orders add 3% sales tax).

Order from:



OZARK MOUNTAIN 308
SOFTWARE

FRANK L. WHITSELL, P.O. Box 2945, Fayetteville, Arkansas 72701 Ph. (501) 321-2841

TRS 80^{*} CANADIAN INCOME TAX 1980

CAN TAX1 Disk

A complete T1 form including schedules 1 to 10 and Provincial forms. Formulated printouts for all forms. Requires 32K and 1 Disk Drive.

\$150.00

CAN TAX2 Tape

A complete T1 form only. No schedules. Requires 16K.

\$80.00

TAX COURSE

A complete income tax course for home study, plus a complete listing of the tax program.

\$200.00

NEW OLIVETTI ET-201

Daisy wheel, letter quality typewriter printer completely interfaced with any TRS 80^{*}. No hardware required. 16K minimum.

\$2799.00

All orders shipped FOB Warehouse

Ontario Residents add 7% SALES TAX

Terms: Cheque, Money Order, Visa, NO C.O.D.

J R Software

910 Wilson Ave

Downsview Ont M3K 1E7

(416) 636-8690

Exact Replacement TRS-80^{*} PRINTER RIBBONS or CARTRIDGE RELOADS (HEAVY INKING - LONGER LIFE)

TRS-80#	CENTRONICS#	PRICE/PACK
LP I (26-1413)	#779,700-704	11.00/3 PACK
LP II (26-1413)	#730	11.00/3 PACK
LP III (26-1414)		9.00/RELOAD
III (YOU INSERT IN CARTRIDGE)		21.00/3 PACK
LP IV (26-1413)	#737	11.00/3 PACK
LP V (26-1418)		9.00/RELOAD
VI (YOU INSERT IN CARTRIDGE)		21.00/3 PACK
Daisy W II (26-1419 CARBON FILM)		21.00/3 PACK

SEND PRINTER NUMBER and/or
OLD CARTRIDGES (for reloads)

MODEL II 8" GAME DISCS

VOLUME 1	VOLUME 2
Biorhythms, Trap Concentration	Ugly, Bingo
Rip Cord, Yacht Sea	Towers, BlackJack
Programmer's Nightmare	Farkle, Chopm
Snoopy Picture	Piglatin Translator
Slot Machine	A. E. Newmann

+ Others!

\$24.95 per volume

SEND CHECK or MONEY ORDER TO:

BCCOMPCO 37

Box 246

Summersville, Mo. 65571

417 932-4196

*TANDY CORP TM

its...

SOFTWARE for the 80's

Programs for the full line of TRS-80^{*} Microcomputers

MODEL I - Level II and DISK
I/O Utility, Inventory
Machine Language Retrieval

MODEL II - Reading Aids

MODEL III - Retrieval
I/O Utility
Machine Language Aids

COLOR - Games for Everyone
Quick Tac Toe
Asteroid Pilot & Tag

POCKET - Traveling Salesperson
Weight Forecasting
Estimating

BASICIO

Save Time and Space with this Machine Language Utility
Large Data Arrays on Tape or Disk up to 10 Times Faster!
Model I, Level II and Disk BASIC, ONLY \$14.95

Reserve your Spring Catalog NOW!

its...

Information Technology Systems
POB 2667 Sarasota FL 33578
(813) 366 - 064

*TRS-80 is a trademark of Radio Shack, a Tandy Corporation

TRS
80



**INCOME TAX
PROGRAM 8K**

NEVER WONDER ABOUT TAXES AGAIN!

You input income & deductions, the program does the rest. Follows Fm. 1040, computes taxable income, self employment tax, capital gains/losses & taxes due or refund. All 4 tax tables written into program. Super program for tax return and spot check on where you stand during the year.

\$19.95

CASSETTE 8K

Add \$1.50 for shipping. Add \$4.00 for disk.

BAPS
SOFTWARE

6221 Richmond Suite 220
Houston, TX 77057

(713) 783-3433

FINALLY... SOFTWARE for the TRS-80^{*} POCKET COMPUTER

CALENDAR—Remembers your important dates and events with instant recall. \$14.95

GAMBLING—Bet on horse races, slot machines, roulette wheel and craps. \$9.95

TRAVEL COMPANION—Approximates MPG, ETA, average MPH, time to next fill up, etc. \$9.95

EDUCATIONAL—Let the Pocket Computer teach your children math at various skill levels. \$9.95

INVENTORY—Take inventory in the palm of your hand. \$14.95

CHECKBOOK—Computerize your checkbook with hand held automation. \$9.95

GOLF—Play your friends or against par on Simulated Golf's constantly changing course. \$9.95

Write or call for a **FREE PAMPHLET** containing a description of these and many other amazing hand held programs (Scientific, Real Estate, Civil Eng., Horse Race Predicting, Games, Etc.)
Prices from \$5.95

E.F. DREYER—"A PIONEER IN POCKET SOFTWARE"

For more information or to order

CALL 1-313-553-4978

WRITE E. F. DREYER 488

P.O. Box 2391, Farmington Hills MI 48018

*TRS-80 is a trademark of Radio Shack. A Tandy Corp.

JOY.6

THE ULTIMATE JOYSTICK INTERFACE FOR YOUR TRS-80*

Don't be left out. The best action and simulation games require smooth, clean, jitter free joystick control. That's what you get with JOY-6, and more!

- 2 joysticks with pushbuttons for fast action
- Sound effects capability. Great for space games.
- Simple software control—write your own programs.
- Manual—schematic, theory of operation, software.
- 2 additional A to D channels for game paddles, sensors.

PLUS: Joypak-1—A 16K L2 cassette with 6 fascinating new games—**SOLO, FRENZY, WIPEOUT, DOODLE, ENDPLAY** and **BLOCKADE**—an action and strategy game with 9 levels of difficulty. Try to break through your opponent's defenses. But watch out! While the enemy is rebuilding his blockade, he's destroying yours! Games can last for seconds or hours.

SPECIAL INTRODUCTORY OFFER! ALL THE ABOVE, PLUS POWER SUPPLY, ASSEMBLED, TESTED, READY TO PLAY. ONLY \$99.95. COMPLETE KIT—ONLY \$84.95. QUALITY GUARANTEED.

MEGA 272
systems INC.

PHONE ORDERS WELCOME
215-337-3876
C.O.D. CHECK, M.O., M.C. VISA

Add \$2.00 postage & handling
P.O. Box 1000, King of Prussia, PA 19386

*TRS-80 is a trademark of Tandy Corp.

word processor

a low-cost, yet powerful
disk-based word processor

miniscript[®]

only \$ 17.50

for your business and personal letters, term papers...

- easy-to-use, menu-like command table
- store/retrieve text fast using your disk
- UPPER and lower case at printhead or
- support for lower case modifications
- selectable margin with automatic centering
- optional justification, page numbering
- flexible editing: global search and replace
- insert/delete/change line or character
- plus many more...

(for Model I, Level 2 systems, 1 disk 32K min.)

ORDER by MAIL (check, MO, VISA, MC) or
CHARGE IT on our 24-hour phone
overseas: please add \$4.00 for air mail
N.J. residents please add 5% tax

microdome 248

P.O. Box 392, Denville, New Jersey 07834 USA
(201) 827-8554

SUPERIOR PRODUCTS FROM SSI

MIND-WARP - An exciting new program from SSI. If you like challenging, educational action that improves your memory skills, then **MIND-WARP** should be in your computer library. Enjoyment for the entire family.

Requires 32k-disk \$13.95

Write SSI for a brochure of our **SUPERIOR PRODUCTS.**

EPSON MX-80 PRINTER - A printer that prints bidirectionally, upper & lower case, disposable print head, and adjustable tractor's just to name a few of its features. If you need a high quality printer at a very reasonable price: The **EPSON MX-80** is the one for you.

Only \$599.95 + \$25.00 shipping & handling

Memorex Diskettes - 5 1/4" soft sector, box of 10 diskettes: Only \$29.95 + \$1.00 handling & postage.



403
MIDWEST RESIDENTS
PLEASE ADD
STATE SALES TAX

Write SSI for information about marketing your program.

Another super marketing application.

Shoplist

Hal Smith
1334 Keith Drive
Colorado Springs, CO 80916

"I hate to go to the store!" Do these words sound familiar? The shoplist program I'm about to describe may not take the pain out of grocery shopping, but it will make preparation easier. It will also keep a running tab on what you have on hand.

The original version of this program was written by James McClure and was designed to run under the CP/M operating system. The version here has been re-written and expanded for the TRS-80, and is designed for a disk system. It could be re-worked for systems using tape.

Operation

While instructions for Shoplist may appear complicated, the program is really simple. Operation is based on a master list of grocery items. Up to 500 items may be entered through the ENTER command. If your computer doesn't have enough

memory for that many items, this is changed easily in lines 40 and 50. All commands have been INKEYed for ease of operation.

When running the program for the first time, the computer will ask if you already have a file created. If you answer N, it will prompt you for an item to be put on your master list. It will then proceed to create the Shoplist/Dat file. If you answer Y it will proceed normally. Warning: be sure to answer Y if you already have a file because otherwise it will write over the existing file and you'll have to start over.

As the names are entered, they are stored alphabetically on the master list, reprinted on the screen. Each item is assigned a number which appears in brackets next to the name.

These numbers are used for convenience so that the item name need not be typed out each time. They will change as items are entered, deleted and modified.

When first running Shoplist, enter the grocery items that your family regularly buys. After this, don't re-enter the items because they will be stored automatically when you quit the

program.

If any mistakes are made while entering items, correct them by pressing the C (change) key after the item is entered. The computer will then ask for the code number of the item. If an illegal code is entered (a number less than one, or greater than the total items on the list), it will be ignored. Once the proper code is entered, you will be asked for the correct item, and the list will be reprinted.

To delete an item from the master list, press D and then the code number of the item to be deleted. This will cause the item to disappear from the master list.

Normally, there will be more items entered than can be simultaneously displayed on the screen. This is where the PAGE command comes in. A page consists of the total item names printed simultaneously on the screen. This has been set for two columns, seven items each, or fourteen items per page. The pages are numbered in the upper right hand corner of the screen with a running total of the number of items on the master list. If an item is not visible, press P followed by the page number desired, N for the next page, or P for the previous

page. This allows you to "flip" pages. Since the names are alphabetical you will have a general idea of where they are.

As you run out of groceries, use the SELECT command to mark them. Just press the S followed by the code of the item. The computer will then ask for the quantity desired. Type the number of cans (or whatever) needed. Whenever the grocery list is printed the quantity needed will appear immediately in front of each item.

Shopping Trip

When the time comes for that dreaded trip to the market, use the LIST command. The computer will ask if a full or short list is desired. Press F for the full list. You will then be asked if the printer is on. A Y reply will result in a printed list of the required grocery items, in alphabetical order, preceded by the quantity needed. An N reply will cause the list to be printed only on the screen.

When finished, the RESET command may reset the quantities of items back to zero, or to however many need to be purchased the next time. Pressing R will result in the computer asking if all items are to be reset. An N response will give you the selected items one at a time to re-

set as needed. A Y response will automatically reset all items to zero.

Sometimes a quick trip to a convenience store is in order. A list may not be necessary, but a short form of the LIST command is available. Following LIST, press S for the short form. You will be asked if any items from the master list are desired. Answer Y and you will be asked for the code number and quantity of the desired items; answer N and the next prompt will ask if you wish to enter any special items not appearing on the list.

Here you enter the name and quantity desired. The computer will print out the short list on completion.

When you are finished with Shoplist and wish to terminate the program, just press the Q for QUIT. If there have been any changes in the master list, they will be automatically re-written as the data is saved back to disk. This way you won't lose any data changes, unless you BREAK out of the program.

Most of the commands are self-prompting, so you won't have to refer to this list of instructions. ■

Program Listing

```

1 REM ++++++
2 REM +          SHOPLIST          +
3 REM +          +                  +
4 REM +          BY                  +
5 REM +          JIM MCCLURE        +
6 REM +          +                  +
7 REM +          +                  +
8 REM +          +                  +
9 REM +          TRS-80 REVISION BY +
10 REM +          HAL SMITH         +
11 REM +          &                  +
12 REM +          JOHN BRESNAHAN    +
13 REM ++++++
14 REM
20 CLS:PRINT@468,CHR$(23);"SHOP LIST"
30 FORX=1TO1500:NEXT
40 CLEAR10000:DEFINTA-Z
50 DIM ML$(500),ML(500),TL$(50),TL(50)
60 RS=STRING$(26," ")
70 F1$="(###) ## "
80 F2$="      ## "
90 F3$="      ## "
100 F4$="      ## "
110 F5$="      ## "
120 CLS:GOSUB4030
130 CLS:PRINT@468,CHR$(23);"SHOP LIST"
140 REM READ LIST FROM DISK
150 DATA C,D,E,L,P,S,Q,R
160 OPEN "I",1,"SHOPLIST/DAT"
170 N=1
180 J=1
190 INPUT #1,ML$(N),ML(N)
200 N=N+1
210 IF NOT EOF(1) THEN 190
220 I=N
230 CLOSE 1
240 START=1:REM ASSIGN 1 AS PAGE TO BE PRINTED
250 COUNT=2*7:REM NUMBER OF LINES OF ITEMS PRINTED (7
    HERE)
300 REM MENU PRINT
310 V=0
320 CLS
330 G=INT((I-1)/14)
340 IF G<>((I-1)/14) THEN G=INT((I-1)/14)+1 ELSE G=INT((I-1)
    /14)
350 J=J:IF J<1 THEN J=1
360 IF J>G THEN J=G
370 PRINT"          MASTER LIST: ";I-1;" ITEMS FOR ";G;
    " PAGES          PAGE";J
380 PRINT"          FORMAT: (CODE #) (QTY NEEDED) (ITEM
    NAME) "
390 PRINT
400 GOSUB 2800
410 PRINT
420 PRINT@704," <C>HANGE "," <D>ELETE "," <E>NTER "," <
    L>IST ":"PRINT" <P>AGE",
430 PRINT" <R>ESET "," <S>ELECT "," <Q>UIT"
440 FOR Y=1TO8:READ B$(Y):NEXT
450 ON ERROR GOTO 470
460 GOTO 490
470 RESUME 480
480 FOR T=1TO20:NEXT T
490 PRINT"YOUR CHOICE: "
500 GOSUB 4010:D=1
510 IF B$(D)=A$ THEN S20:ELSE D=D+1:IF D<10 THEN S10 ELSE S500
520 ON D GOSUB 1400,1900,600,1100,900,800,3100,1600
530 GOTO 300

```

```

600 REM ENTER
610 INPUT"NAME OF ITEM TO ADD TO LIST ('0' TO ABORT) "
    ;N$
620 IF N$="" THEN 300
630 FOR N=1 TO I-1
640 IF N$>ML$(N) THEN NEXT N
650 FOR N1=I TO N+1 STEP -1
660 ML$(N1)=ML$(N1-1)
670 ML(N1)=ML(N1-1)
680 NEXT N1
690 ML$(N)=N$: ML(N)=0
700 I=I+1
710 RETURN
800 REM CHOOSE
810 INPUT"CODE NUMBER OF ITEM TO BE BOUGHT ('0' TO ABOR
    T) ";C
820 IF C>=I OR C<0 THEN PRINT CHR$(27)CHR$(27):GOTO 810
830 IFC=0 THEN 300
840 PRINT CHR$(27)CHR$(27):PRINT"WHAT QUANTITY OF ";ML$(
    C);
850 INPUT ML(C)
860 RETURN
900 REM PAGE COMMAND
910 INPUT"WHAT PAGE # (ENTER N FOR NEXT, P FOR PREVI
    OUS, OR PG #) ";PA$
920 IF PA$="P" THEN V=1:J=J-1:GOTO 940
930 IF PA$="N" THEN J=J+1:GOTO 970
940 IF V=1 THEN START=START-1*COUNT:GOTO 990
950 J=VAL(PA$)
960 START=(VAL(PA$)-1)*COUNT+1:GOTO 990
970 IF (START+1)+COUNT>I THEN RETURN
980 START=START+COUNT
990 IF VAL(PA$)>G THEN PRINT CHR$(27)CHR$(27):GOTO 910
1000 IF I-COUNT<1 THEN RETURN
1010 IF START<1 THEN START=1
1020 IF START>I-COUNT THEN START=START
1030 RETURN
1100 REM PRINT LIST TO PRINTER
1110 A$="":PRINT CHR$(27)CHR$(27):PRINT"DO YOU WANT THE
    FULL LIST OR A SHORT ONE (P OR S) ? ";
1120 A$=INKEY$:IF A$="" THEN 1120
1130 IF A$="S" THEN PRINT A$:FOR Z=1TO250:NEXT:GOTO 2100
1140 IF A$="F" THEN PRINT A$:FOR Z=1TO250:NEXT:GOTO 1160
1150 GOTO 1120
1160 PRINT CHR$(27)CHR$(27):PRINT"IS THE PRINTER SWITCHE
    D ON ? ";
1170 GOSUB 3000
1180 P=ANSWER
1200 CLS:PRINT TAB(22);"SHOPPING LIST"
1210 IF P THEN LPRINT TAB(32);"SHOPPING LIST"
1220 PRINT:IF P THEN FORK=1TO3:LPRINT" ":NEXT K
1230 FOR N=1 TO I-1
1240 IF ML(N)=0 THEN 1270
1250 PRINT USING F1$;N,ML(N);:PRINT LEFT$(ML$(N)+RS,23);
1260 IF P THEN LPRINT USING F2$;ML(N);:LPRINT LEFT$(ML$(N)
    +RS,26);
1270 NEXT N
1280 IF NOT P THEN PRINT:PRINT:INPUT"HIT <ENTER> TO CONTINU
    E ";A$
1290 RETURN
1400 REM CHANGE COMMAND
1410 INPUT"CODE NUMBER OF ITEM TO CHANGE ('0' TO ABORT)
    ";C
1420 IF C>=I OR C<0 THEN PRINT CHR$(27)CHR$(27):GOTO 1410
1430 IFC=0 THEN 300
1440 PRINT CHR$(27)CHR$(27):PRINT"CHANGE ";ML$(C);" TO W
    HAT ";
1450 INPUT N$
1460 Q=ML(C)
1470 GOSUB 1940:REM DELETE PREVIOUS ENTRY
1480 GOSUB 630:REM ENTER NEW ENTRY
1490 ML(N)=Q
1500 RETURN
1600 REM RESET COMMAND
1610 PRINT"ARE ALL ITEMS TO BE RESET ? ";
1620 GOSUB 3000
1630 IF NOT ANSWER THEN 1680
1640 FOR N=1 TO I-1
1650 ML(N)=0
1660 NEXT N
1670 RETURN
1680 PRINT
1690 CLS:PRINT"HERE IS A LIST OF THE ITEMS YOU WERE TO
    BUY."
1700 PRINT"FOR EACH ITEM, ENTER A RETURN IF IT WAS PURC
    HASED,"
1710 PRINT"OR, IF NOT, THE QUANTITY REMAINING TO BE BOU
    GHT."
1720 PRINT
1730 FOR N=1 TO I-1
1740 IF ML(N)=0 THEN 1780
1750 PRINT CHR$(27)CHR$(27):PRINT@395, ML(N);" ";ML$(N)
    ;
1760 ML(N)=0
1770 INPUT ML(N)
1780 NEXT N
1790 CLS:PRINT@463,"THERE ARE NO MORE ITEMS TO BE RESET
    ";FORX=1TO1500:NEXT:RETURN
1900 REM DELETE

```

Program continues


```

1910 INPUT"CODE NUMBER OF ITEM TO DELETE ('0' TO ABORT)
      ";C
1920 IF C>=I OR C<0 THEN PRINTCHR$(27)CHR$(27):GOTO1910
1930 IPC=0THENGOTO3000
1940 FOR N=C+1 TO I-1
1950 ML$(N-1)=ML$(N)
1960 ML(N-1)=ML(N)
1970 NEXT N
1980 I=I-1
1990 H=INT((I-1)/14)
2000 IFH<>((I-1)/14)THENRETURN
2010 START=START-14
2020 RETURN
2100 REM TEMPORARY LIST
2110 TI=1
2120 COUNT=2*7:REM NUMBER OF ITEMS TO PRINT
2130 PRINTCHR$(27)CHR$(27):PRINT"DO YOU WANT ANY ITEMS
      FROM THE MASTER LIST ? ";
2140 GOSUB 3000
2150 CLS
2160 IF ANSWER THEN GOSUB 2400ELSEPRINT:PRINT:PRINT
2170 PRINT"DO YOU WISH TO TYPE IN ANY SPECIAL ITEMS ?
      ";
2180 GOSUB 3000
2190 IF ANSWER THEN GOSUB 2670
2200 PRINTCHR$(27)CHR$(27):PRINT"IS THE PRINTER SWITCHE
      D ON ? ";
2210 GOSUB 3000
2220 P=ANSWER
2230 CLS:PRINTTAB(24);"QUICK LIST"
2240 IF P THEN LPRINT TAB(32);"QUICK LIST"
2250 PRINT:IF P THEN FORZ=1TO3:LPRINT " ":NEXTZ
2260 FOR N=1 TO TI-1
2270 PRINTUSING F3$;TL(N);:PRINTLEFT$(TL(N)+R$,26);
2280 IF P THENLPRINTUSING F4$;TL(N);:LPRINTLEFT$(TL(N)
      +R$,26);
2290 NEXT N
2300 IF NOT P THEN PRINT:PRINT:INPUT"HIT <ENTER> WHEN Y
      OU ARE FINISHED READING";ANS
2310 COUNT=2*7
2320 PA$="1"
2330 GOSUB 930
2340 RETURN
2400 REM CLEAR SCREEN
2410 PRINTTAB(22);"QUICK LIST":PRINT:PRINT
2420 GOSUB 2800
2430 PRINT
2440 PRINT@704,"COMMANDS:";:PRINT@716,"<N>EXT PAGE";:PR
      INT@737,"<P>REVIUOUS PAGE";:PRINT@780,"<S>TOP";:PRI
      NT@801,"<SPACE> TO ORDER"
2450 PA$=INKEY$:IFPA$=""THEN2480
2460 IFPA$="N"THEN2530
2470 IFPA$="P"THEN2540
2480 IFPA$=" "THEN2510
2490 IFPA$="S"THEN2550
2500 GOTO2450
2510 PRINTCHR$(27)CHR$(27):PRINTUSING"CODE NUMBER OF IT
      EM ##";TI;
2520 INPUT PA$:GOTO2550
2530 CLS:GOSUB 930:GOTO 2400
2540 CLS:V=1:GOSUB940:GOTO2400
2550 IFPA$="S"THENRETURN
2560 C=VAL(PA$)
2570 IF C>I-1 OR C<1 THEN 2510
2580 TL$(TI)=ML$(C)
2590 PRINTCHR$(27)CHR$(27):PRINT"WHAT QUANTITY OF ";TL$
      (TI);
2600 INPUT TL(TI)
2610 PRINTCHR$(27)CHR$(27):PRINT"SUBTRACT FROM MASTER L
      IST ? ";
2620 GOSUB 3000
2630 IF ANSWER THEN ML(C)=ML(C)-TL(TI)
2640 IF ML(C)<0 THEN ML(C)=0
2650 TI=TI+1
2660 CLS:GOTO 2400
2670 PRINTCHR$(27)CHR$(27):PRINT"HIT <ENTER> TO STOP"
2680 PRINTUSING"NAME OF ITEM ##";TI;
2690 INPUT TL$(TI)
2700 IF LEN(TL$(TI))=0 THEN RETURN
2710 PRINTCHR$(27);"WHAT QUANTITY OF ";TL$(TI);
2720 INPUT TL(TI)
2730 TI=TI+1
2740 PRINTCHR$(27)CHR$(27):GOTO 2680
2800 REM PRINT LIST
2810 FOR N=START TO START+COUNT-1
2820 IF ML(N)=0 THEN 2840
2830 PRINTUSING F1$;N,ML(N);:PRINTLEFT$(ML$(N)+R$,23);:
      GOTO2850
2840 PRINTUSING F2$;N;:PRINTLEFT$(ML$(N)+R$,26);
2850 IF N<I-1 THEN NEXT N
2860 RETURN
2900 REM UPDATE DATA FILE
2910 OPEN"O",1,"SHOPLIST/DAT
2920 FOR N=1 TO I-1
2930 PRINT#1,CHR$(34);ML$(N);CHR$(34);";";ML(N)
2940 NEXT N
2950 CLOSE 1
2960 RETURN
3000 REM YES/NO ANSWER
3010 ANSWER =1
3020 AN$=INKEY$:IFAN$=""THEN3020
3030 IF AN$="Y" THEN ANSWER=-1:PRINTANS:FORZ=1TO250:NEX
      T:RETURN
3040 IF AN$="N" THEN ANSWER=0:PRINTANS:FORZ=1TO250:NEX
      T:RETURN
3050 GOTO3020
3100 REM QUIT
3110 GOSUB 2900
3120 END
4000 REM DATA FILE CREATION
4010 AS=INKEY$:IFAS=""THEN4010:RETURN
4020 RETURN
4030 AS="":PRINT"DO YOU ALREADY HAVE A DATA FILE CREATE
      D ? ";
4040 AS=INKEY$:IFAS=""THEN4040ELSEPRINTAS:FOR Z=1 TO 25
      0:NEXT
4050 IF AS="Y" THEN RETURN
4060 IF AS="N" THEN 4080
4070 GOTO 4040
4080 CLS:PRINT"NOTE: THIS SECTION WILL CREATE YOUR SHOP
      LIST DATA FOR ONE ITEM."
4090 PRINT"AFTER YOU PLACE IN THE FIRST ITEM, THE PROGR
      AM WILL THEN START"
4100 PRINT"RUNNING."
4110 PRINT:PRINT:PRINT
4120 INPUT"NAME OF AN ITEM TO PLACE ON YOUR SHOPPING LI
      ST ";NS
4130 ML(N)=NS:ML(N)=0
4140 I=I
4150 OPEN"O",1,"SHOPLIST/DAT"
4160 N=0
4170 PRINT#1,CHR$(34);ML$(N);CHR$(34);";";ML(N)
4180 CLOSE
4190 RETURN

```

96 CHAR. PER LINE. ABCDEFGHIJKLMNOPQRSTUVWXYZ0123456789-.,:;'"

 ERASE IT for TRS-80
 (The Graphic Line Printer)



64, 72, 80, 96, 128, and 132 Characters per line.
 TRACTOR FEED - AUXILIARY CHARACTER FONT - 2X BUFFER

Items	Expansion Interface With	Without
Model 980 MST	\$699.00	\$699.00
Printer/Interface Cable	\$40.00	-
Modified 8010 SPPX Line Printer II Interface Cable	-	\$90.00
TOTAL	\$739.00	\$789.00

OUR PRICE \$710.00 \$730.00

NOTE: THIS ENTIRE AD HAS BEEN CREATED ON THE ERASE II LINE PRINTER.

AUS AUDIO/VIDEO SYSTEMS ✓ 146
 2485 Autumnvale Dr.
 San Jose, CA 95132
 PH. 408-946-1265

IT'S HERE!

A POWERFUL EASY TO USE SMALL BUSINESS INVENTORY PROGRAM

- Menu Driven • Easy Editing (8 Fields)
- Scroll Display Forward & Back Items in Memory
- Paper Print Out (With Total Cost)
- Holds & Dumps up to 150 Items On Disk Ver. 250 On Tape Ver. (150 Per Disk Filename)
- Instring Search Description & Supplier + 3 Equality Searches (Totals All Costs)
- Sorts Items by Number
- Disk + Tape Ver. \$99 — Tape Ver. \$49
- Reg. TRS 80* (48K) Model I

✓ 239 **JOSEPH BROTHERS**
 7311 Van Nuys Blvd. Rm 5, Van Nuys, Ca 91405
 Demo By Appointment (213) 994-2293
 *A Trademark Tandy Corp.

80 microcomputing

BINDERS order yours today



Keep your library of 80 Microcomputing safe from loss or damage in these handsomely appointed binders with rich dark green covers and gold lettering. Each binder holds 12 issues making an EXCELLENT REFERENCE HANDBOOK. Several binders form a quality library you can be proud of.

\$7.50 each... 3 for \$21.75... 6 for \$42.00
 Postage paid in USA. Foreign orders please include \$2.50 for postage.

Specify 1980 or 1981

Send check or money order only to:
 80 MICROCOMPUTING BINDERS
 P.O. Box 5120, Phila., PA 19141

Allow 6-8 weeks for delivery. Please no C.O.D. orders, no phone orders.



THE MICRO CLINIC

✓ 214

EVERY MODEL I DISK SYSTEM NEEDS A FLOPPY DOCTOR!

Double-density recording (using the Percom Doubler**) and 77/80 track drives put greater demands on your TRS-80* and make it imperative that you assure yourself of data integrity BEFORE committing it to disk. THE FLOPPY DOCTOR 3.0 is the **only** machine language diagnostic which can test your Model I in either single density or, if you have a Doubler**, in double density. This program is a comprehensive test of every sector on every track of 35, 40, 77, or 80 track drives, single or double sided; checks drive motor speed; use your computer as an intelligent disk exerciser; MORE! Also includes memory diagnostic and 16-page instruction manual.



PRICE: \$25.95
Includes P/H
CA Add 6% Tax

On diskette for a min. 16K single disk system. Drive 0 must be 35 or 40 tracks. VISA/MC include card #, exp. date, sign.



*TM Tandy Corp. **TM Percom Data Co.

THE MICRO CLINIC • 17375 Brookhurst • Suite 114 • Fountain Valley, CA 92708 • 714-962-0621



THE MICRO CLINIC

✓ 214

DUAL CHARACTER SETS FOR YOUR CENTRONICS 779/RS PRINTER I

Expand the capabilities of your Centronics 779/Radio Shack Printer I with our CLC-1 Lowercase Adapter. The CLC-1 gives you the option of selecting between 2 different UPPERCASE/lowercase character sets so you can choose the print style that is best for your application, all at a fraction of the cost of a new printer. Send for a free sample printout and discover what your Centronics 779/RS Printer I can do for your word processing needs. We think you'll find that its dual character sets, easy installation, and FAST delivery make the CLC-1 an outstanding value!



CLC-1 PRICE: \$99 A/T. Includes P/H. CA add 6% tax.
VISA/MC include card number, signature, exp. date, phone number.
MC include interbank number.



THE MICRO CLINIC • 17375 Brookhurst • Suite 114 • Fountain Valley, CA 92708 • (714) 962-0621



DON'T THROW AWAY YOUR BACK ISSUES OF "80 MICROCOMPUTING"

TURN THEM INTO A VALUABLE REFERENCE USING YOUR TRS-80 AND INDEX 80

INDEX-80

Instantly searches all 1980 issues of 80 Microcomputing* for hundreds of subjects. Lists month, page no., and title of all articles on desired subject(s)
Specify LV II or disk basic \$16.95

OVERRUN YOUR PAYCHECK?

Use your TRS-80* to control your monthly expenditures.

BUDGET 80

Will record all family expenditures into accounts and compare each with budgeted amounts to any date. Indicates projected over-expenditures before they occur..... \$16.95

NOW USE YOUR TRS-80* TO PLOT WHAT YOU WANT WITH - - -

CURVPLOT

Rapidly plots nearly any user defined function. User controls range of X and Y and program labels both axes. Excellent for instruction \$16.95

CURVFIT

Determines coefficients of all polynomials up to 14th degree through a large no. of data points (limited by memory size). Data points may be input in any order. Program tabulates correlation coefficients for selection of best fit..... \$16.95

Any two programs for..... \$29.95

System requirements: 16K, LVII, or 32K, Disk, except Budget 80 only 32K, 48K, Disk.



Mail or Phone (904) 897-3741
FL residents add 4% sales tax
Foreign orders add \$2.00



✓ 451
ENTERPRISES
P.O. Box 596 Niceville, FL 32578

MICROCOMPUTER TECHNOLOGY AND SOFTWARE
*TM Wayne Gresh Inc. *TM Tandy Corp.

THE BOOK



If you ever do Assembly language programming, or you just want to know more about your TRS-80 ROM, "THE BOOK"s are for you.

*TRS-80 is a trademark of Tandy Corp.


Each volume is priced at: \$14.95 + \$1.50 S&H = \$16.45 (\$17.05 in VA) Overseas add \$2.50 for air shipment

Insiders Software Consultants, Inc. ✓ 305
P.O. Box 2441, Dept. SUM2
Springfield, VA 22152

- Please send me Volume I of THE BOOK
- Please send me Volume II of THE BOOK

NAME _____
 ADDRESS _____
 CITY, STATE _____ ZIP CODE _____
 Check payable to Insiders Software Consultants, Inc.
 MASTER CHARGE MC Bank Code
 VISA Exp. Date _____ Card Number _____
 Signature _____

Dealer Inquiries Invited



Volume II: Everything you want to know about the video, keyboard, cassette, and printer driver routines. Learn how to write your own! Remarkably detailed listings illustrate well-commented source code. Complement Volume I, now.



Volume I: The most comprehensive book yet on the math routines in Level II ROM, Models I & III. Includes a fully commented listing from 0708H to 1607H and an incredibly complete map of the ROM and reserved areas of RAM.

A game for rolling stones.

Compukala

Peter K. Moller
126 Jamesville Ave. J-4
Syracuse, NY 13210

Today the game Kala is played on an oblong or circular surface about the size of a bread board, but the game has a long history. Even before the Phoenicians were reading and writing, burly competitors were rolling boulders around huge open fields in the name of Kala.

The latest version of the game, which I call Compukala, fits nicely on the CRT of the TRS-80 and the opposition can be the not-so-burly TRS-80 itself.

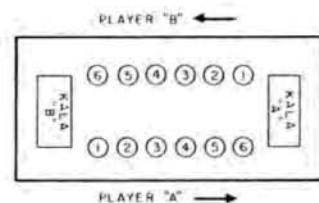


Fig. 1. Geography of the Kala Board. Moves are made in a counter-clockwise direction.

Kala: Pips in Pits

To understand how the game is played, you must first be familiar with the geography of the board. (See Fig. 1.) On each side of the board are six indentations, called pits. They are numbered one to six in opposite directions. At each end of the board are larger indentations—one for each player—which are called the kala.

When playing on a board, the pips or playing pieces can be any small, simple objects like matches, coins, or dried beans. At the beginning of a round, each player has the same number of pips in each of his six pits. The two kala are empty. The players determine between themselves how many pips will be in each pit at the start.

The complexity of the game varies depending on the number of the pips used.

Moves are made by picking up all the pips in a pit and placing one in each successive pit, including the Kala, counterclockwise, until all the pips are re-deposited. Often, you'll find yourself placing pips from your side of the board into your oppo-

nent's pits. This is, in fact, part of the strategy of Kala.

The object of the game is for one player to accumulate as many pips as possible on his side of the board *and* in his kala. A round is over when either player cannot move because he has no pips on his side of the board. Scores are determined by the total number of pips each player retains at the end of a round. The end of the match occurs when one player accumulates a mutually agreed upon total of pips.

The rules of Kala are surprisingly simple for a game which requires the strategy of backgammon and returns the endless permutations of cribbage. There are only three rules:

- A repeat turn is earned when the last pip of any player's move lands in *his* kala.
- If a player's last pip lands in an empty pit on his side of the board, any pips in the pit directly opposite are captured and deposited in the captor's kala along with the capturing pip.
- Once a pip is placed in a kala, it remains there until the end of the round.

Compukala: No Pips, No Pits

When this computer version of Kala is loaded and run, you are asked to enter the number of pips that will determine the end of a match. This can be any number depending on how many rounds of the game you wish to play. Next, enter the number of pips to start the round. In this version the limits are between two and five to allow for beginning and advanced levels of play. The two players are then asked to enter their names. If you wish to play against the computer, the word *computer* should be entered as player number two.

The player to make the first move is determined by a random number. From that point on in the round, plays are made in turn. Each player enters his move by inputting the pit number from which he wishes to move. After each turn, the computer displays the distribution of the board and updates scores. Illegal moves (such as moving from an empty pit or entering a number larger than six) are trapped and the

player is prompted to make another entry.

If at any time you wish to refresh your memory about the pit number designations, enter the letter P and the board numbers will be displayed. Entering a P again will return the display to the pit distribution mode.

Compukala is written in Disk

tion to the vector is returned.

If you decide to play against the computer, you will find a low level of intelligence. The computer knows only the rules of the game and its only strategy will be to attempt to empty pits four, five, and six in the first two moves. Additional strategies could be programmed once you

"Even before the Phoenicians were reading and writing, burly competitors were rolling boulders around huge open fields in the name of Kala."

BASIC and requires less than 16K of RAM. Error traps and features which provide a clear and symmetrical display can be deleted if memory overhead is critical. The residue function defined in line 80 gives the game its circular nature. Once the 14th position of the vector A(14) has been reached, the first posi-

discover the subtleties of the game.

The word kala is taken from Jainist philosophy, a reformist sect of Hinduism founded in the sixth century B.C. It signifies time, the eternal aspect of existence. There couldn't be a better name for this game: you'll find its pleasures are endless. ■

Program Listing. Compukala

```

**INITIALIZE
50 '
60 CLS: CLEAR 100
70 DIM A(14)
80 DEF FNRES(A,B)=A-(INT(A/B)*B)
90 GOSUB 740
100 PRINT@130,"ENTER MAXIMUM NUMBER OF PIECES FOR END O
    F MATCH----->";:INPUT PS
110 PRINT@130,"ENTER NUMBER OF PIECES (BETWEEN 2 AND 5)
    TO BEGIN----->";:INPUT P
120 IF P>5 OR P<2 PRINT@70,CHR$(30):GOTO 110
130 GOSUB 740 :GOSUB 1970
140 IF G=>1 GOTO 240
150 '
160 '
**INPUT PLAYER NAMES
170 '
180 PRINT@128,CHR$(30)
190 PRINT@141,"ENTER NAME OF PLAYER #1==>";:LINEINPUT N
    $(0)
200 PRINT@141,CHR$(30)
210 PRINT@141,"ENTER NAME OF PLAYER #2==>";:LINEINPUT N
    $(1)
220 PRINT@141,CHR$(30)
230 '
240 '
**DETERMINE FIRST MOVE
250 '
260 I=RND(2)-1
270 GOTO 350
280 '
290 '
**EXCHANGE PLAYERS
300 '
310 IF I=1 THEN I=0 ELSE I=1
320 '
330 '
**GOSUB BOARD ROUTINE AND SCORES
340 '
350 GOSUB 790 :GOSUB 920
360 '
370 '
**INPUT AND COMPUTE MOVES
380 '

```

Program continues

THE BIGGEST NAME IN LITTLE COMPUTERS™

TRS-80™ Model II—Your Best Buy
In a Business Microcomputer



UP
TO
15%
OFF!
on

TRS-80™ computers,
software and peripherals

Similar values on all **Radio Shack** merchandise

CALL COLLECT:

915-283-2920

Van Horn Office Supply ✓137

701 W. Broadway -- P O Box 1060

Van Horn, Texas 79855



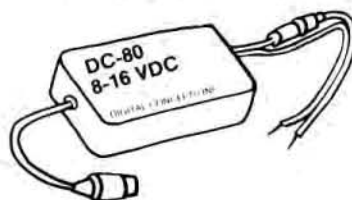
Radio Shack
DEALER



THE NATIONWIDE SUPERMARKET OF SOUND®

THE DC-80

Now you can operate your TRS 80 or Expansion Interface from a 12 Volt battery with NO MODIFICATIONS. Simply connect the DC-80 to a battery and plug it directly in to the power jack.



- Input: 8 to 16 V D.C. fused
- Polarity, Over Current and Over Temp protected
- Power: 12 Watts at 12 V (Computer only)
- Standby current only 25 ma
- Computer operates 30% cooler
- Eliminate crashes from power line interruptions
- No ground loop problems
- Rugged cast aluminum enclosure
- The ultimate battery back-up

The DC-80 provides you with unlimited portability for your computer. You can now be mobile with the DC-80 and operate your TRS 80 where standard AC is not available, such as field days, at the cottage in a camper etc. Any 12 Volt source will do.

Don't wait for your next "CRASH", the DC-80 is now available for only \$49.00 (Canadian), Ontario residences add 7% tax.

Available soon the FD-81, a 12 Volt converter for 5" disk drives.

Orders may be charged to a VISA or MASTER CARD account or paid by MONEY ORDER or CERTIFIED CHEQUE. Add \$2.00 for shipping and insurance. Dealer inquiries welcomed.

DIGITAL CONCEPTS Inc. ✓361

116 Moccasin Drive, Waterloo, Ontario N2L 4C3 (519) 885-6575

```

390 IF NS(1)="COMPUTER" AND I=1 GOSUB 1710
400 PRINT@75," ENTER NUMBER OF PIT TO EMPTY.
";
410 MS=INKEY$:IF MS="" GOTO 410
420 PRINT@64,CHR$(30);:PRINT@192,CHR$(30);
430 IF MS="P" GOSUB 1000 :GOTO 350
440 PRINT@78," ";NS(I);" MOVES FROM PIT # ";MS;
450 M=VAL(MS)
460 IF M>6 OR M<1 THEN GOSUB 1180
470 IF I=1 THEN M=M+1
480 IF A(M)=0 THEN GOSUB 1180
490 IF I=0 GOSUB 1860 ELSE GOSUB 1910
500 D=FNRES(M+A(M),14)
510 A(M)=0
520 C=M
530 C=C+1
540 IF C>13 THEN C=0
550 A(C)=A(C)+1
560 IF C<>D THEN 530
570 GOSUB 790
580 '
590 ' **CHECK FOR ENDGAME
600 '
610 IF I=0 AND C>=7 OR I=1 AND C<=7 OR C=0 OR C=7 GOTO
630
620 IF A(C)=1 AND A(14-C)=>1 GOSUB 1240
630 IF A(1)+A(2)+A(3)+A(4)+A(5)+A(6)=0 GOSUB 1380
640 IF A(8)+A(9)+A(10)+A(11)+A(12)+A(13)=0 GOSUB 1380
650 '
660 ' **CHECK FOR REPEAT TURN
670 '
680 IF C=0 OR C=7 GOSUB 1650
690 '
700 ' **NEXT TURN
710 '
720 GOTO 310
730 '
740 ' **PAINT BORDER
750 '
760 PRINT@0,STRINGS$(63,191);:PRINT@256,STRINGS$(63,191);
:PRINT@384,STRINGS$(63,179);
770 RETURN
780 '
790 ' **DRAW THE BOARD
800 '

```

```

810 PRINT@205," =ENTER 'P' TO SEE PIT NUMBERS= ";
820 PRINT@710,A(0);:PRINT@754,A(7);
830 PRINT@847,A(1);:PRINT@852,A(2);:PRINT@857,A(3);:PR
INT@862,A(4);:PRINT@867,A(5);:PRINT@872,A(6);
840 PRINT@616,A(8);:PRINT@611,A(9);:PRINT@606,A(10);:PR
INT@601,A(11);:PRINT@596,A(12);:PRINT@591,A(13);
850 IF I=0 PRINT@921,NS(0);"---"; ELSE GOTO 880
860 PRINT@535,CHR$(30);
870 GOTO 900
880 PRINT@535,"<---";NS(1);
890 PRINT@921,CHR$(30);
900 RETURN
910 '
920 ' **KEEP SCORES
930 '
940 T1=0:T2=0
950 T1=A(1)+A(2)+A(3)+A(4)+A(5)+A(6)+A(7)
960 T2=A(8)+A(9)+A(10)+A(11)+A(12)+A(13)+A(0)
970 PRINT@330,NS(0);"S SCORE=";T1;:PRINT@353,NS(1);"S
SCORE=";T2;
980 RETURN
990 '
1000 ' **DISPLAY BOARD NUMBERS
1010 '
1020 PRINT@711,"KALA";:PRINT@753,"KALA";
1030 FOR W=847 TO 872 STEP 5
1040 Q=Q+1
1050 PRINT@W,Q;
1060 NEXT W
1070 U=7
1080 FOR W=591 TO 616 STEP 5
1090 U=U-1
1100 PRINT@W,U;
1110 NEXT W
1120 Q=0
1130 PRINT@73," TO RETURN TO GAME BOARD...ENTER 'P'.
";
1140 ES=INKEY$:IF ES="" GOTO 1140
1150 PRINT@704,CHR$(30)
1160 GOTO 790
1170 '
1180 ' **ILLEGAL MOVE ROUTINE
1190 '

```

Program continues

Introducing

**COBOL + FORTRAN +
64K RAM
FOR YOUR TRS-80***

*Release your software chains with the **NEW FREEDOM OPTION**, a pluggable change that restructures the TRS-80* on command to perform like a large Z80 system. All the TRS-80* features are retained. All TRS-80* software will run without interference. The option is supplied with a fully assembled & tested **FREEDOM BOARD, T8/OS** on a 5 1/4" disk, and complete instructions. **T8/OS** allows your TRS-80* to execute most software originally written for **CDOS**, **TSA/OS**, and **CP/M**, operating systems. **T8/OS** opens the door to higher level languages and existing programs.

To further enhance your TRS-80 processing power, a **MEMORY EXPANSION OPTION** is available to replace, on command, the **ROM** and provide a **FULL 64K RAM**. This option is switched into operation by the **FREEDOM BOARD** providing 57K of **USER RAM** with **T8/OS** loaded. Both options are fully assembled & tested and fit into the TRS-80* keyboard enclosure. Write for more details. 6 Mo. Board Warranty.

FREEDOM OPTION.....\$245
MEMORY EXPANSION OPTION....\$295

Send Check or Money Order to:
(MASS. RESIDENTS, PLEASE INCLUDE 5% TAX)

F.E.C. Ltd. ✓141

P.O. Box 2368 • Woburn, MA. 01888
(617) 944-5329



TRS-80* Tandy Corp.
16000 E. Cherokee St.
31744 OS • TSA Software Int.
2CP • MS-Digital Research Inc.

"HISPED"

TAPE OPERATION

**2K Baud PLUS
for the TRS-80™**

- Save, verify and load programs up to 4 times faster than normal
- Save, verify and load array data up to 30 times faster than PRINT#
- User variable hardcopy formatting (3 output routines work with most printers)
- "HISPED" is a machine language program (not a hardware add-on)
- 2 copies plus a **free basic test program** supplied on high quality cassette—for level 2, 16K, 32K or 48K.

Write for full specifications or send
\$24.95 (ck or mo) + \$1.00 P/H (Calif.
residents add 6% sales tax)

24 Hour Ordering Line (415) 366-5340

VISA PALOMAR SOFTWARE

**170 S. Palomar Dr.
Redwood City, Ca. 94062**

✓228

"TRS-80 is a registered trademark of TANDY CORP."

\$ BUSINESS/ACCOUNTING \$ SOFTWARE

**INCORPORATION SALE
SAVE \$100**

Flexible client write-up/general ledger system designed by a CPA and developed by a computer specialist for CPAs, accountants and general businessmen provides large-scale computer features at micro-computer software costs:

- *designed for use by present employees
- *allows for up to 500 accounts
- *department financial statements including budgets
- *retains standard journal entries
- *automatic balancing of transactions
- *fast entry & posting of transactions
- *easy to follow audit trail
- *conventional accounting symbols used

9-program package on diskette with user manual ~~\$28~~ only \$395

offer expires 3/31/81

TASK

Computer Applications Inc. ✓147

4810 LARCHVIEW DRIVE, DAYTON, OHIO 45424



(513) 233-5515



Company _____
Representative _____
Address _____
City _____ State _____ Zip _____
Phone _____ Computer Model (circle) 1 2 3
Credit Card Number _____ Exp _____

MAKE \$\$\$\$\$\$ \$\$\$\$\$ MONEY

Selling 80 Microcomputing, the only major journal for the users of the TRS-80*, is a sure bet for getting the computer enthusiast into your store. Once through the door you can sell him anything.

We know "80" will make you money... it's the only magazine for the TRS-80* users and you know how many of those there are. So call today and join the dealers who make money with "80".

For information on selling 80 Microcomputing, call 603-924-7296 and speak with Ginnie Boudrieau, our Bulk Sales Manager. Or write to her at 80 Microcomputing, Pine Street, Peterborough, NH 03458.

*TRS-80 is a trademark of the Tandy Corp.

DISK BASED WORD PROCESSOR 7.50

A complete word processing system for your TRS-80. Provides full editing capability including paragraph move, line deletion, insertion and correction. Store text on disk, print business/personal letters, reports with numbered pages and title pages. Text is stored on disk as blocks are created so texts are not limited by the available memory. Requires 16K and one or more disk drives. Comes complete on cassette with software to produce upper/lower case at printhead, and keyboard reverse. Full right/left justification and much more. Send cheque, money order or order by phone, 24 hours, 7 days a week. Mastercharge and Visa cards welcome. Please include \$1.00 extra for first class post.

MAILING LIST OPTION 7.50 AVAILABLE NOW!

A complete mailing list option for the owners of the Pensa-Write Word Processor. Capacity for 300 names per disk. Sorts by postal code, prints business letters (created by Pensa-Write) against mailing list or portion thereof depending on selectable criteria. Prints labels in user definable format; Any number of columns (up to 5) across the page, any tab positions, and any number of spaces between rows. Interfaces directly with Pensa-Write Software to form the complete word processing/mailling system. Requires 32K and one disk drive. Please note: Pensa-Mail is not a "stand alone" program and is designed to be used with Pensa-Write.


Both systems available on Diskette for \$19.95

PENSADYNE ✓207



4441 WEST FIRST AVE.
VANCOUVER, B.C., V6R 4H9
604-224-3107

EXCITING NEW uses for the TRS-80*



all purpose INPUT/OUTPUT PORT + teaching newsletter

■ the most useful peripheral ■ don't spend more for less **\$45**

- 8 outputs 6 inputs
- assembled & tested PC board
- customizing kit included
- LI Basic or LI T-Bug
- WE TEACH YOU HOW

with the free newsletter subscription you will learn how to use the TRS-80 for:

* home security * robotics * test equipment simulation * RTTY * printer interface * remote control * EKG * human body interfacing * energy controllers * amateur radio * computer games * model railroad * computer music *

✓139 and a multiplicity of other uses WE don't just say it, we DO it!

INSTANT-MAIL RECORDING LINE

SYNTEX for more info, call 603-924-7173/733-4769
electronic innovations
Box 4034 LANCASTER PA 17604

SYNTEX-80 IS A TRADEMARK OF TANDY CORP. (C) 80 BY SYNTEX ELECTRONIC INNOVATIONS

PPI-80 PARALLEL I/O FOR THE TRS-80

* See Article in Sept. Issue.

The PPI-80 is a complete parallel I/O interface designed specifically for the TRS-80, consisting of 3 complete 8 bit I/O ports including such features as:

- switch selectable address decoding
- complete on board regulated power supply
- TTL compatible I/O lines conveniently available through 16 pin sockets
- +5 volts and ground at each socket
- 3 software selectable modes of operation
- handshaking
- plugs into keyboard or expansion interface
- on board kluge area for experimenting
- provisions for interfacing Sears-BSR home controller

Possible applications include:

- bidirectional communication between microcomputers
- parallel printer interface
- wireless home control via BSR home controller
- direct control of lights, appliances, and motors
- interfaces to many popular boards including A/D-D/A converter and an EPROM Programmer

PPI-80 is available now and can be purchased in several forms
Completely assembled and tested \$119.95
Complete kit with all parts 89.95
Bare board drilled and etched with assembly manual 25.95
Accessories:
8 channel A/D - 2 channel D/A by Optimal Technology \$115.00
EPROM Programmer Model EP-2A-79 by Optimal Technology 155.00

To order, send payment plus \$2.00 shipping and handling to:

QUANT SYSTEMS
P.O. BOX 628
CHARLESTON, S.C. 29402

S.C. residents add 4% sales tax
Overseas orders add \$5 for shipping

✓269
Quant Systems

**p.o. box 628
charleston sc
29402**

```

1200 PRINT@78,"ILLEGAL MOVE. PLEASE ENTER AGAIN!!!";
1210 FOR TT=1 TO 50:NEXT
1220 GOTO 350
1230 '
1240 '           **CAPTURE ROUTINE
1250 '
1260 FOR TT=1 TO 50
1270 PRINT@728,"**CAPTURE***";
1280 PRINT@728," ";
1290 NEXT TT
1300 IF I=1 GOTO 1340
1310 A(7)=A(C)+A(14-C)+A(7)
1320 A(C)=0:A(14-C)=0
1330 GOTO 1360
1340 A(0)=A(C)+A(14-C)+A(0)
1350 A(C)=0:A(14-C)=0
1360 GOTO 790
1370 '
1380 '           **END OF ROUND ROUTINE
1390 '
1400 G=G+1
1410 FOR TT=1 TO 50
1420 PRINT@711," << GAME IS OVER! HIGH SCORE WINS!
>>";
1430 PRINT@711,CHR$(30);
1440 NEXT TT
1450 GOSUB 920
1460 PRINT@80,"          ROUND";G;"
";
1470 IF T1>T2 THEN N4$=NS(0) ELSE N4$=NS(1)
1480 PRINT@330,NS(0);" ENDS WITH:";T1;:PRINT@353,NS(1);
" ENDS WITH:";T2;
1490 TS=T1+TS:TQ=T2+TQ
1500 PRINT@133,NS(0);" PIECES WON=";TS;:PRINT@165,NS(1)
";" PIECES WON=";TQ;
1510 FOR TT=1 TO 100
1520 PRINT@206,N4$;" WON THIS ROUND OF THE GAME!";
1530 PRINT@206,CHR$(30);
1540 NEXT TT
1550 IF TS=>PS OR TQ=>PS GOTO 1610
1560 PRINT@717,"TO PLAY ANOTHER ROUND, HIT 'ENTER'.":;L
INEINPUT E$
1570 K=0:CLS:GOTO 130
1580 '
1590 '           **END OF MATCH ROUTINE

```

```

1600 '
1610 IF TS>TQ THEN N4$=NS(0) ELSE N4$=NS(1)
1620 PRINT@711," ";N4$;" HAS WON THE KALA MATCH! CO
NGRATS!
";
1630 PRINT@970,"FOR ANOTHER MATCH, SIMPLY HIT ENTER.":;
LINEINPUT Z$
1635 RUN
1640 '
1650 '           **REPEAT TURN ROUTINE
1660 '
1670 IF NS(1)="COMPUTER" AND I=1 GOTO 1750
1680 PRINT@78," ";NS(1);" TAKE ANOTHER TURN!! ";
1690 GOTO 410
1700 '
1710 '           **THE COMPUTER'S MOVES
1720 '
1730 PRINT@205,CHR$(30);
1740 K=K+1
1750 M=RND(14)
1760 IF K<3 AND M<11 GOTO 1750
1770 IF M=>1 AND M<=7 GOTO 1750
1780 IF A(M)=0 GOTO 1750
1790 PRINT@76," ";NS(1);" MOVES FROM PIT #";M-7;
1800 GOSUB 1910
1810 FOR TT=1 TO 50:NEXT TT
1820 GOTO 500
1830 '
1840 '           **MOVE INDICATORS ROUTINE
1850 '
1860 FOR TT=1 TO 50
1870 PRINT@844+(M*5),">";
1880 PRINT@844+(M*5)," ";
1890 NEXT TT
1900 RETURN
1910 FOR TT=1 TO 50
1920 PRINT@621-(M*5)+35,"<";
1930 PRINT@621-(M*5)+35," ";
1940 NEXT TT
1950 RETURN
1960 '
1970 '           **INITIALIZE POSITIONS ROUTINE
1980 '
1990 FOR X=0 TO 13:A(X)=P:NEXT
2000 A(0)=0:A(7)=0
2010 RETURN

```

QUALITY PRODUCTS FROM.....



SCREENEDIT: Easier to use than the normal EDIT command; more powerful too! To edit a Basic line, LIST it and type EDIT without an argument. You have now activated SCREEN EDIT. Simply typing a letter will change what was there (overwrite), shift left arrow deletes, shift right arrow inserts spaces. Shift down arrow is useful for combining lines. Changing the line number will duplicate that line. Will edit any line 255 characters or less. Enter ends the editing process and Break escapes from editing and cancels all changes. Also allows you to re-execute command lines without retyping them! Don't let the price fool you, this will be a much used utility!!

JUST \$9.95

Model I or III Level II or Disk Basic

THE ALTERNATE SOURCE

1806 Ada Street
Lansing, MI 48910

517-487-3358

✓138 517-485-0344

Include \$2.00 for crush-proof box and postage, \$1.50 for COD.

FULL SCREEN TEXT EDITORS FOR THE TRS-80*

Now there are products that allow you to program like the professionals do. If you enjoy the sophistication of writing your own programs then you are in for a real treat when you use our editors. Features include: full screen display; complete control over scrolling and cursor movement; character change, insert, delete; copy, move, insert, delete lines or blocks of lines; renumber; global find and change.

BASIC editor runs from tape or disk. Once loaded, a single command invokes our extended edit mode, with powers and abilities far beyond those of conventional editing! Advanced features include user definable macro keys and the powerful program restructuring tool **SELECTIVE RENUMBER**.

EDTASM editors are compatible with **EDTASM** source tape files. Disk version includes patch to run Radio Shack* **EDTASM** from disk! All products are shipped on tape for Level 2 machines and include a comprehensive owner's manual.

The Text Editor for **BASIC**
Order #1010-20.....**24.95**
The Text Editors for **EDTASM** Source Files:
Tape Version
Order #1010-30.....**24.95**
Disk Version (Req. 32k and up)
Order #1010-31.....**34.95**
New: **XBUG** self-relocating debugging tool
Order #1020-10.....**19.95**
Send check or money order (no CODs) to:

Computer Applications Unit. ✓107

Post Office Box 214, Dept. 281
Rye, New York 10580

N.Y. State residents please add applicable sales tax. Please allow 4-6 weeks for delivery. Dealer inquiries invited.

Editor/Assembler for the Model III available soon, write for details.

*Radio Shack and TRS-80 are registered trademarks of The Tandy Corp.

TRS-80™ SOFTWARE

For The Model I & Model III Computers

MACHINE LANGUAGE SOFTWARE

MONITOR #3**\$39.95**
Disassembler; memory displays, memory move, search verify, and modify; read and write object tapes; hexadecimal arithmetic; object code relocater; unload programs for disk; symbolic output tapes; 41-page instruction manual.

MONITOR #4**\$49.95**
Same as Monitor #3 but adds: save and read disk files; direct input and output of disk sectors; send, receive, or talk to another computer via RS-232-C interface; symbolic disassembly on disk.

SMART TERMINAL**\$69.95**
Enables your TRS-80 to be used as a remote terminal to a time-sharing system. Supports lowercase and full range of control keys. Automatic transmission between memory and host computer. Much more.

FASTSORT**\$9.95**
Machine-language sorting program for use by Basic programs. Many times faster than other methods!

BASIC SOFTWARE

MAILING LIST**\$69.95**
Maintains mailing list files of over 1000 names per diskette. Add, delete, change, find name, machine language sort, print file.

SMALL BUSINESS ACCOUNTING**\$49.95**

Based on Dome Bookkeeping Journal #612, keeps track of income, expenditures, and payroll for a small business of up to 16 employees. Daily, monthly, year-to-date summaries.

HOWE SOFTWARE

14 Lexington Road, New City, N.Y. 10956

*TRS-80 is a registered trademark of Tandy Corp. ✓103

80

microcomputing^{T.M.}

bookshelf

3 new books from the editors of KB & 80 Microcomputing

● **40 COMPUTER GAMES**—BK7381—Forty games in all in nine different categories. Games for large and small systems, and even a section on calculator games. Many versions of BASIC used and a wide variety of systems represented. A must for the serious computer gamesman. \$7.95*

● **UNDERSTANDING AND PROGRAMMING MICROCOMPUTERS** —BK7382—A valuable addition to your computing library. This two part text includes the best articles that have appeared in 73 and Kilobaud Microcomputing magazines on the hardware and software aspects of the new microcomputing hobby. Well known authors and well structured text helps the reader get involved in America's fastest growing hobby. \$10.95*

● **SOME OF THE BEST FROM KILOBAUD/MICROCOMPUTING**—BK7311—A collection of the best articles that have recently appeared in Kilobaud/MICROCOMPUTING. Included is material on the TRS-80 and PET systems, CP/M, the 8080/8085/Z80 chips, the ASR-33 terminal. Data base management, word processing, text editors and file structures are covered too. Programming techniques and hardcore hardware construction projects for modems, high speed cassette interfaces and TVTs are also included in this large format, 200 plus page edition. \$10.95.*



INTRODUCTORY

● **THE NEW HOBBY COMPUTERS**—BK7340—This book takes it from where "HOBBY COMPUTERS ARE HERE!" leaves off, with chapters on Large Scale Integration, how to choose a microprocessor chip, an introduction to programming, low cost I/O for a computer, computer arithmetic, checking memory boards... and much, much more! Don't miss this tremendous value! Only \$4.95.*

● **HOBBY COMPUTERS ARE HERE!**—BK7322—If you (or a friend) want to come up to speed on how computers work... hardware and software... this is an excellent book. It starts with the fundamentals and explains the circuits, and the basics of programming. This book has the highest recommendations as a teaching aid for newcomers. \$4.95.*

INTRODUCTION TO MICROCOMPUTERS (VOL. 0-III)

● **AN INTRODUCTION TO MICROCOMPUTERS, VOL. 0**—BK1130—The Beginner's Book—Written for readers who know nothing about computers—for those who have an interest in how to use computers—and for everyone else who must live with computers and should know a little about them. The first in a series of 4 volumes, this book will explain how computers work and what they can do. Computers have become an integral part of life and society. During any given day you are affected by computers, so start learning more about them with Volume 0. \$7.95.*

● **VOL. I**—BK1030—2nd Edition completely revised. Dedicated to the basic concepts of microcomputers and hardware theory. The purpose of Volume I is to give you a thorough understanding of what microcomputers are. From basic concepts (which are covered in detail), Volume I builds the necessary components of a microcomputer system. This book highlights the difference between minicomputers and microcomputers. \$12.99.*

● **VOL. II**—BK1040 (with binder)—Contains descriptions of individual microprocessors and support devices used only with the parent microprocessor. Volume II describes all available chips. \$31.99*

● **VOL. III**—BK1133 (with binder)—Contains descriptions of all support devices that can be used with any microprocessor. \$21.99*

● **HOW TO BUILD A MICROCOMPUTER—AND REALLY UNDERSTAND IT**—BK7325—by Sam Creason. The electronics hobbyist who wants to build his own microcomputer system now has a practical "How-To" guidebook. This book is a combination technical manual and programming guide that takes the hobbyist step-by-step through the design, construction, testing and debugging of a complete microcomputer system. Must reading for anyone desiring a true understanding of small computer systems. \$9.95.*

● **TOOLS & TECHNIQUES FOR ELECTRONICS**—BK7348—by A. A. Wicks is an easy-to-understand book written for the beginning kit builder as well as the experienced hobbyist. It has numerous pictures and descriptions of the safe and correct ways to use basic and specialized tools for electronic projects as well as specialized metal working tools and the chemical aids which are used in repair shops. \$4.95.*



PRICES SUBJECT TO CHANGE WITHOUT NOTICE

*Use the order card in the back of this magazine or itemize your order on a separate piece of paper and mail to 80 Microcomputing Bookshelf • Peterborough NH 03458. Be sure to include check or detailed credit card information. No C.O.D. orders accepted. All above add \$1.00 handling. Please allow 4-6 weeks for delivery. Questions regarding your order? Please write Customer Service at the above address.

FOR TOLL FREE ORDERING CALL 1-800-258-5473

Z80 BOOKS

NEW!

● **MICROSOFT BASIC DECODED AND OTHER MYSTERIES**—BK1186—by James Farvour. From the company that brought you *TRS-80 DISK AND OTHER MYSTERIES!* Contains more than 6500 lines of comments for the disassembled Level II ROMs, six additional chapters describing every BASIC subroutine, with assembly language routines showing how to use them. Flow charts for all major routines give the reader a real insight into how the interpreter works. \$29.50 (Available after December 20th).

● **TRS-80 DISK AND OTHER MYSTERIES**—BK1181—by Harvard C. Pennington. This is the definitive work on the TRS-80 disk system. It is full of detailed "How to" information with examples, samples and in-depth explanations suitable for beginners and professionals alike. The recovery of one lost file is worth the price alone. \$22.50.*

● **PROGRAMMING THE Z-80**—BK1122—by Rodney Zaks. Here is assembly language programming for the Z-80 presented as a progressive, step-by-step course. This book is both an educational text and a self-contained reference book, useful to both the beginning and the experienced programmer who wish to learn about the Z-80. Exercises to test the reader are included. \$14.95.*

● **Z-80 ASSEMBLY LANGUAGE PROGRAMMING**—BK1177—by Lance A. Leventhal. This book thoroughly covers the Z80 instruction set, abounding in simple programming examples which illustrate software development concepts and actual assembly language usage. Features include Z80 I/O devices and interfacing methods, assembler conventions, and comparisons with 8080A/8085 instruction sets and interrupt structure. \$16.99.*

● **Z-80 SOFTWARE GOURMET GUIDE AND COOKBOOK**—BK1045—by Nat Wadsworth. Scelbi's newest cookbook! This book contains a complete description of the powerful Z-80 instruction set and a wide variety of programming information. Use the author's ingredients including routines, subroutines and short programs, choose a time-tested recipe and start cooking! \$16.99.*



● **INTRODUCTION TO TRS-80 GRAPHICS**—BK1180—by Don Inman. Dissatisfied with your Level I or Level II manual's coverage of graphics capabilities? This well-structured book (suitable for classroom use) is ideal for those who want to use all the graphics capabilities built into the TRS-80. A tutorial method is used with many demonstrations. It is based on the Level I, but all material is suitable for Level II use. \$8.95.*

BASIC & PASCAL



● **BASIC BASIC (2ND EDITION)**—BK1026—by James S. Coan. This is a textbook which incorporates the learning of computer programming using the BASIC language with the teaching of mathematics. Over 100 sample programs illustrate the techniques of the BASIC language and every section is followed by practical problems. This second edition covers character string handling and the use of data files. \$10.50.*

● **LEARNING LEVEL II**—BK1175—by David Lien. Written especially for the TRS-80, this book concentrates on Level II BASIC, exploring every important BASIC language capability. Updates are included for those who have studied the Level I User's Manual. Sections include: how to use the Editor, dual cassette operation, printers and peripheral devices, and the conversion of Level I programs to Level II. \$15.95.*

● **THE BASIC HANDBOOK**—BK1174—by David Lien. This book is unique. It is a virtual ENCYCLOPEDIA of BASIC. While not favoring one computer over another, it explains over 250 BASIC words, how to use them and alternate strategies. If a computer does not possess the capabilities of a needed or specified word, there are often ways to accomplish the same function by using another word or combination of words. That's where the HANDBOOK comes in. It helps you get the most from your computer, be it a "bottom-of-the-line" micro or an oversized monster. \$14.95.*

● **INTRODUCTION TO PASCAL**—BK1189—by Rodney Zaks. A step-by-step introduction for anyone wanting to learn the language quickly and completely. Each concept is explained simply and in a logical order. All features of the language are presented in a clear, easy-to-understand format with exercises to test the reader at the end of each chapter. It describes both standard PASCAL and UCSD PASCAL, the most widely used dialect for small computers. No computer or programming experience is necessary. \$12.95.*

● **ADVANCED BASIC**—BK1000—Applications, including strings and files, coordinate geometry, area, sequences and series, simulation, graphing and games. \$10.75.*

PRICES SUBJECT TO CHANGE WITHOUT NOTICE

*Use the order card in the back of this magazine or itemize your order on a separate piece of paper and mail to 80 Microcomputing Bookshelf • Peterborough NH 03458. Be sure to include check or detailed credit card information. No C.O.D. orders accepted. All above add \$1.00 handling. Please allow 4-6 weeks for delivery. Questions regarding your order? Please write Customer Service at the above address.

FOR TOLL FREE ORDERING CALL 1-800-258-5473

GAMES



NEW!

● **MORE BASIC COMPUTER GAMES**—BK1182—edited by David H. Ahl. More fun in BASIC! 84 new games from the people who brought you *BASIC Computer Games*. Includes such favorites as Minotaur (battle the mythical beast) and Eliza (unload your troubles on the doctor at bargain rates). Complete with game description, listing and sample run. \$7.50.*

● **WHAT TO DO AFTER YOU HIT RETURN**—BK1071—PCC's first book of computer games... 48 different computer games you can play in BASIC... programs, descriptions, many illustrations. Lunar Landing, Hammurabi, King, Civel 2, Qubic 5, Taxman, Star Trek, Crash, Market, etc. \$10.95.*

● **BASIC COMPUTER GAMES**—BK1074—Okay, so once you get your computer and are running in BASIC, then what? Then you need some programs in BASIC, that's what. This book has 101 games for you from very simple to real buggers. You get the games, a description of the games, the listing to put in your computer and a sample run to show you how they work. Fun. Any one game will be worth more than the price of the book for the fun you and your family will have with it. \$7.50.*

SPECIAL INTERESTS

● **THE CP/M HANDBOOK (with MP/M)**—BK1187—by Rodney Zaks. A complete guide and reference handbook for CP/M—the industry standard in operating systems. Step-by-step instruction for everything from turning on the system and inserting the diskette to correct user discipline and remedial action for problem situations. This also includes a complete discussion of all versions of CP/M up to and including 2.2, MP/M and CDOS. \$13.95.

● **HOW TO MAKE MONEY WITH COMPUTERS**—BK1003—In 10 information-packed chapters, Jerry Felsen describes more than 30 computer-related, money-making, high profit, low capital investment opportunities. \$15.00.*


● **HOW TO SELL ANYTHING TO ANYBODY**—BK7306—According to *The Guinness Book of World Records*, the author, Joe Girard, is "the world's greatest salesman." This book reveals how he made a fortune—and how you can, too. \$2.25.*

● **THE INCREDIBLE SECRET MONEY MACHINE**—BK1178—by Don Lancaster. A different kind of "cookbook" from Don Lancaster. Want to slash taxes? Get free vacations? Win at investments? Make money from something that you *like* to do? You'll find this book essential to give you the key insider details of what is really involved in starting up your own money machine. \$5.95.*

NEW!



BUSINESS



● **PAYROLL WITH COST ACCOUNTING—IN BASIC**—BK1001—by L. Poole & M. Borchers, includes program listings with remarks, descriptions, discussions of the principle behind each program, file layouts, and a complete user's manual with step-by-step instructions, flowcharts, and simple reports and CRT displays. Payroll and cost accounting features include separate payrolls for up to 10 companies, time-tested interactive data entry, easy correction of data entry errors, job costing (labor of distribution), check printing with full deduction and pay detail, and 16 different printed reports, including W-2 and 941 (in **CBASIC**). \$20.00.*

● **SOME COMMON BASIC PROGRAMS**—BK1053—published by Adam Osborne & Associates, Inc. Perfect for non-technical computerists requiring ready-to-use programs. Business programs, plus miscellaneous programs. Invaluable for the user who is not an experienced programmer. All will operate in the stand-alone mode. \$14.99 paperback.

● **PIMS: PERSONAL INFORMATION MANAGEMENT SYSTEM**—BK1009—Learn how to unleash the power of a personal computer for your own benefit in this ready-to-use data-base management program. \$11.95.*

PRICES SUBJECT TO CHANGE WITHOUT NOTICE

*Use the order card in the back of this magazine or itemize your order on a separate piece of paper and mail to 80 Microcomputing Bookshelf • Peterborough NH 03458. Be sure to include check or detailed credit card information. No C.O.D. orders accepted. All above add \$1.00 handling. Please allow 4-6 weeks for delivery. Questions regarding your order? Please write Customer Service at the above address.

FOR TOLL FREE ORDERING CALL 1-800-258-5473



INVENTORY CLEARANCE SALE PRICES SLASHED!!

COMPUTER SYSTEMS

ALTOS MODEL ACS-8000-2 64k, 2 drive, single user	\$3769
MODEL ACS-8000-5MU2 112k, 2 drive, two user	\$5809
APF IMAGINATION MACHINE Complete System	\$1015
APPLE II plus 16k	\$1096
ATARI 400	\$509
ATARI 800	\$815
COMPUCOLOR 3 8k complete package	\$1478
RADIO SHACK MODEL III 16k	\$899
EXPANSION INTERFACE OK	\$274
MODEL II 64k w/ one drive	\$3499
We carry the complete RADIO SHACK line at a discount	
SD SALES SDS-100	*\$6299
SDS-200	*\$6699
ZENITH Z-89 (48k)	\$2447

PRINTERS

ANACOM 150 150 cps, bi-directional, 9 x 9 matrix	\$1319
ANADEX DP-9500	\$1529
CENTRONICS MODEL 779 TRACTOR PRINTER	\$999
737 "Letter Quality" w/ cable	\$815
P-1 MICRO PRINTER (limited supply)	\$305
We Carry the complete CENTRONICS line!	
DIABLO MODEL 1640 RO w/Tractors	*\$2999
1640 KSR w/Tractors	*\$3395
NEW!! 630 RO w/Tractors	*\$2579
EPSON TX-80 Tractor feed, 150 cps	\$631
MX-80 Tractor feed, bi-directional, 80 cps	\$550
INTEGRAL DATA IDS-440 w/2K Buffer & Graphics w/Cable	\$886
IDS-460 w/Cable	\$1209
MPI MT-88 TRACTOR PRINTER w/cable	\$659
NEC SPINWRITER 5510 RO Serial	*\$2579
5520 KSR Serial	*\$2879
5530 RO Parallel	*\$2579
OKIDATA MICROLINE 80 PRINTER 80 cps, 9 x 7 matrix	\$554
w/Tractors and cable	\$679
TEXAS INSTRUMENTS 810 Basic	*\$1499
TRS-232 PRINTER INTERFACE	\$59
Allows you to use any serial printer with the TRS-80.	

TERMINALS

ADDS REGENCY 25	*\$1295
HAZELTINE MODEL 1510	*\$1095
1520	*\$1295
PERKIN-ELMER BANTAM	*\$799
SOROC IQ 120	*\$759
IQ 140	*\$1199
TELEVIDEO 912C	*\$799
920C	*\$859
ZENITH Z-19	*\$899

CALIFORNIA COMPUTER SYSTEMS

MODEL 2016C 16k Static RAM board, A & T	\$242
2200 MAINFRAME A & T	\$352
MOTHERBOARD 12 slots, A & T	\$101

APPLE PRODUCTS

Model 7440 PROGRAMMABLE TIMER BOARD A & T	\$99
7470 3 1/4 DIGIT BCD A to D Converter A & T	\$102
7490 GPIB (IEEE 488-1978) INTERFACE A & T	\$202
7710 ASYNCHRONOUS SERIAL INTERFACE A & T	\$132
7712 SYNCHRONOUS SERIAL INTERFACE A & T	\$142
7720 PARALLEL INTERFACE A & T	\$99
7811 ARITHMETIC PROCESSOR A & T	\$356
7114 12k ROM/PROM Module A & T	\$69

We carry the complete line of CCS products

SD SALES S-100 BOARDS

MODEL Expandoram (NO RAM)	KIT	\$192
VDP-8024	KIT	\$302
VDB-8024	A & T	\$402
VDB-8024	A & T	\$402
Z-80 STARTER KIT		\$302
Z-80 STARTER SYSTEM	A & T	\$382
SBC-100	KIT	\$252
SBC-100	A & T	\$305
SBC-200	KIT	\$274
Versafloppy	Kit	\$223
Versafloppy	A & T	\$295
Versafloppy II Double Density	KIT	\$305
Versafloppy II Double Density	A & T	\$376

WE NOW TAKE
AMERICAN EXPRESS



Midwest Computer Peripherals



WE PAY UPS CHARGES ON MOST ORDERS
IN THE CONTINENTAL U.S.

1467 S. Michigan Ave.
Chicago, IL 60605

FLOPPY DISK STORAGE

CORVUS 11T 10 MEGABYTE HARD DISK	*\$4029
Fully compatible with TRS-80, APPLE II, and S-100	
LOBO 400T	\$399
TRS-80 plug-in compatible 5.25" single headed 35 track drive. With Power Supply and case.	
MPI MODEL B51	\$321
TRS-80 plug-in compatible 5.25" single headed 40 track drive. Comes complete with case and power supply. 90 DAY WARRANTY.	

BARE DRIVES (No Case or Power Supply)

5" MODELS

MPI MODEL 51	40 tracks, 5 ms.	\$254
MPI MODEL 52	Double headed, 80 tracks	\$299
MPI MODEL 91	80 tracks	\$299
MPI MODEL 92	160 Tracks, Double headed	\$399

5.25" POWER SUPPLIES WITH CASE

STANDARD MINI DISK POWER SUPPLY WITH CASE	\$80
DELUXE MINI DISK POWER SUPPLY w/CASE & extender card	\$131
DUAL MINI DISK POWER SUPPLY w/CASE	\$121
DISK DRIVE EXTENDER CABLE	\$16

DRIVE CABLES

1 DRIVE TRS-80 CABLE	\$24
2 DRIVE TRS-80 CABLE	\$29
3 DRIVE TRS-80 CABLE	\$35
4 DRIVE TRS-80 CABLE	\$40

We'll make any cable! Call us with specs.

THE DOUBLER by PERCOM DATA	\$203
Double density controller for TRS-80 Model I. With data separator. (Use your PERCOM DISCOUNT coupon)	
DATA SEPARATOR by Percom Data	\$29
Stops read errors on inner tracks.	

SOFTWARE

NEWDOS (40 Track)	\$49
NEWDOS + (40 Track)	\$99
NEWDOS 80	\$139
TBS Business Mail	\$100
Super Utility	\$49
Make 80	\$14
Electric Pencil (disk)	\$130
10% off all RADIO SHACK software	

DISKETTES

(Prices per box of 10)

	VERBATIM	DYSAN	BASF
5 1/4" Single sided, single density	\$31	\$41	\$28
Single sided, double density	\$40	\$42	
Double sided, single density	\$48	\$45	
Double sided, double density	\$48	\$48	
8" Single sided, single density	\$41	\$41	
Single sided, double density	\$51	\$61	
Double sided, single density	\$61	\$51	
Double sided, double density	\$61	\$61	

When ordering diskettes, please give us your make and model number of computer or disk drive, or give us the brand and part number of the diskettes you are currently using.

5 1/4" LIBRARY CASE holds 10 disks	\$3.95
BINDER HOLDER holds 2 disks	10 for \$7.95
8" LIBRARY CASE holds 10 disks	\$4.95
BINDER HOLDER holds 2 disks	10 for \$19.95
FLOPPY SAVER	5 1/4" \$14.95
	8" \$16.95

Refills also available

16k MEMORY KITS 200 ns	\$39.00
NEC UPD416C-2 prime dynamic RAM. Compatible with TRS-80, APPLE, or any computer specifying 4116 dynamic RAM.	

HOW TO ORDER:

PHONE ORDERS: HOURS 10AM - 5PM CST MON - FRI

BY CHECK: Call in your order then send us a cashiers check or money order. This way we can have your order waiting for you when your check arrives. Personal checks require 10-14 days to clear.

BY CREDIT CARD: Just have your **MASTER CHARGE** or **VISA** or **AMERICAN EXPRESS** handy, we'll do the rest.

MAIL ORDERS: NEW ADDRESS 1467 South Michigan Ave., Chicago, IL 60605.

ALL MAIL ORDERS: Send your **NAME** and **STREET ADDRESS** (we ship UPS), **CITY**, **STATE**, **ZIP CODE** AND **TELEPHONE NUMBER** along with your order.

BY CHECK: Include a cashiers check or money order with your order. Personal checks require 10-14 days to clear. For your safety, mail your order via insured mail. **BETTER SAFE THAN SORRY.**

BY CREDIT CARD: Neatly type or print your **MASTER CHARGE** or **VISA** account number along with the expiration date and 4 digit interbank number (MC only).

IL. RES. ADD 6% SALES TAX

SHIPPING INFORMATION: We pay all UPS ground service charges (USA only, BLUE LABEL EXTRA) on all items except those denoted with an asterisk (*). (*) items must go airfreight or truck and can be sent freight collect.

FOREIGN ORDERS WELCOME, CALL OR WRITE:

ALL orders F.O.B. Chicago, IL.

WARRANTY INFORMATION: All Equipment carries a 90 day parts and labor warranty, unless otherwise noted. Warranty repair or replacement will be provided at no charge, excluding shipping costs. **10 DAY MONEY BACK GUARANTEE:** If within ten days you return merchandise in new and re-saleable condition we will refund your original purchase price. All refunds, exchanges or repairs include original cartons, packaging, and manuals and be in new and re-saleable condition and accompanied by your original invoice. A 10% re-stocking fee may be charged on returns at our discretion.

Not responsible for typographical errors

Prices subject to change without notice

Dealer inquiries welcome

TRS-80™ TANDYCORP.

SAVE TIME... ORDER BY PHONE
TOLL FREE: 800-621-3229
IN ILLINOIS: 312-987-1024



1467 South Michigan Av.
Chicago, IL. 60605

We pay UPS charges on all orders in continental U.S.



HOBBYWORLD ELECTRONICS, INC.


19511 Business Center Dr. Dept. V3 Northridge, CA 91324

Call Toll Free: (800) 423-5387 ✓₂₃ Local & Outside USA: (213) 886-9200

March Specials for your TRS-80

TANDON MAGNETICS 5 1/4" Double Density Disk Drives

Tandon disk drives offer you high storage capacity, quality and performance at an affordable price. The TM-100-1 is a single sided, double density drive providing 40 tracks and 250K bytes storage capacity (unformatted). These features and others are the reason TANDON disk drives are used by companies like Tandy, Vector Graphic, North Star and others!



Cat No.	Description	Wt	Price
2933	Tandon TM-100-1 bare drive	5 lb	\$275.00
2941	(1) TM-100-1 w/ pwr sply & sgl encl.	8 lb	\$325.00
2942	(2) TM-100-1 w/ pwr sply & dual encl.	13 lb.	\$645.00

SUB-LOGIC Flight Simulator \$21⁹⁵

YOU are the pilot, with a real time, 3D view of flight and regulation FAA instrument panel and controls. Practice your skills, then begin your first mission as a wartime fighter pilot! Fly into enemy territory, destroy the enemy fuel depot, and return home safely (If you can). Along the way you'll encounter enemy fighters who are cunning, fast and sometimes work as a team. Wt. 8 oz.

Cat No. 2850 TRS-80, L2 & L3, 16K cass

16K Memory Add-On for the TRS-80 \$32⁰⁰

Everything you need to upgrade your system! Complete with RAMs and preprogrammed jumpers—No special tools required. Four pages of illustrated instructions are also included. Wt 4 oz.

Cat No.	Description
1156	For TRS-80 keyboard unit
1156A	Exp. Interface purchased before 4/1/79
1156B	Exp. Interface purchased after 4/1/79



MEMOREX 5 1/4" Diskettes

- All 40 track tested
- Single sided, double density
- Soft Sector, unformatted
- Wt 12 oz.

\$29⁰⁰ (box of 10)

Cat No. 2909

FREE HOBBYWORLD CATALOG

Name _____

Company _____

Address _____

City _____

State _____ Zip _____

FREE CATALOG

Forty-four pages of computers, terminals, printers, disk drives and many more products that can add dimension to your personal computing. We also carry a complete line of computerized toys and games, application boards, integrated circuits, software, p.c. & soldering accessories, electronics books and much more!

Call or write today and ask for your free catalog (Or circle the reader's service number in this magazine).

HOW TO ORDER

Order toll-free by phone, by mail, or at our retail stores. Pay by check, Mastercard, VISA or C.O.D. Please include expiration date and interbank number with charge card orders. US dollars only. Please include phone number, and magazine issue from which you are ordering. Add \$1.25 for C.O.D.

Prices valid through month of magazine issue. Subject to prior sale or quantity limits. Not responsible for typographical errors. 120 day guaranteed satisfaction (Exception: Partially assembled kits, abuse or misuse. Software will be replaced with another copy only).

SHIPPING: USA

Ground: \$2.25 for first 2 lbs. 40¢ each additional lb.
Air: \$3.25 for first 2 lbs. 70¢ each additional lb.

SHIPPING: FOREIGN

Ground: \$3.00 for first 2 lbs. 60¢ each additional lb.
Air: \$11.25 for first 2 lbs. \$5.00 each additional lb.

TRS-80 is a registered trademark of the Radio Shack division of Tandy Corp.

Super Savings on printers & disks for the TRS-80™.

CENTRONICS 779

Same as Radio Shack Line Printer I
LIST PRICE \$1350 **OUR PRICE \$849**
(Ship freight collect)




CENTRONICS 737

Featuring Correspondence, Quality and
Proportional Spacing
LIST \$995 **OUR PRICE \$829**



CENTRONICS 730

Same as Radio Shack Line Printer II
LIST \$795 **OUR PRICE \$649**
(add \$7.50 for shipping)



CENTRONICS 704-11
(same as 703-9)

**CENTRONICS PARALLEL
INTERFACE**
Ideal for TRS-80

180 CPS Logic-Seeking Tractors
Adjustable to 16"

Former List Price \$2975

NOW ONLY \$1695

DISK DRIVES FOR TRS-80
5 1/4" Disk Drives
Ideal for TRS-80

Featuring MPI-51 Drive,
40 Track Capability,
Fast Seeking

\$499 VALUE

MMM PRICE ONLY \$329
2 for \$638

TM TRS-80 is a trademark
of Radio Shack

LIST OF ADVERTISERS

RS Number	Page	RS Number	Page	RS Number	Page
282 ACR Consultants.....	72	329 E-Z Software.....	60	381 National Computer Conference.....	113
452 A. M. Electronics.....	51	58 Electronic Specialists.....	271	430 National Computer Shows.....	46, 47
445 AT-80.....	162	327 Electronic Specialists.....	60	142 National Tricor, Inc.....	268
229 Access Unlimited.....	215	278 Emtril Systems, Inc.....	228	55 Nautilus.....	164
34 Acorn Software Products.....	89	404 Epson America.....	35	194 New England Business Service, Inc.....	133
184 Advanced Technology Corp.....	58	3 Exatron.....	Cov.IV	74 Northeast Microwave.....	126
213 Adventure International.....	81	141 FEC Ltd.....	280	389 Omega Sales.....	157
97 Adventure International.....	37	12 FMG Corporation.....	107	174 Omni Systems Co.....	59
163 Adventure International.....	59	115 Financial Computer Systems.....	205	105 Omnitek.....	229
387 Aerocomp, Inc.....	183	39 G & L Software Enterprises.....	156	172 Opportunities for Learning.....	58
69 Alpha Byte Storage.....	53	79 Allen Gelder Software.....	120, 170	296 Orange Micro.....	227
401 Alpha Products Company.....	26, 27	75 Godbout Electronics.....	122	376 Orion Instruments.....	228
124 Alphanetics.....	127	218 Good-Lyddon Data Systems.....	268	308 Ozark Mountain Software.....	273
138 The Alternate Source.....	44, 126, 190, 224, 282	394 Gooth Software.....	242	160 PGI Publishing.....	58
396 American Business Computers.....	101	171 Gooth Software.....	59	406 P & S Electronics.....	218
397 American Business Computers.....	101	223 H & H Trading Company.....	263	370 Pacific Exchanges.....	102
483 American Business Computers.....	101	125 Hexagon Systems.....	133	153 Pacific Office Systems.....	177
484 American Business Computers.....	101	23 Hobby World Electronics.....	288	228 Palomar Software.....	280
192 American Business Computers.....	101	457 Howard W. Sams.....	201	64 Pan American Electronics.....	123
317 American Business Computers.....	101	366 Howard W. Sams.....	95	207 Pensadyne Computer Services.....	127, 281
322 American Business Computers.....	101	103 Howe Software.....	282	1 Percom Data Company.....	Cov.II
227 American Computer Development.....	241	37 IJG Inc.....	39	408 Percom Data Company.....	3
461 Ancle Labs.....	197	300 Information Technology Systems.....	273	183 Percom Data Company.....	60
264 Apparat, Inc.....	61, 139	305 Insiders Software Consultants Inc.....	277	51 Pery Gas & Oil.....	164
* Archbold Electronics.....	261	2 Instant Software.....	90, 91, 125, 195, 234, 235, 254, 255	422 Personal Micro Computers, Inc.....	121
166 Aspen Ribbons, Inc.....	59	179 Interaction Systems Inc.....	57	328 Personal Micro Computers, Inc.....	60
146 Audio Video Systems.....	102, 162, 276	246 Interface, Inc.....	142	* Phase I Systems.....	239
48 Automated Simulations.....	8	287 Interlude.....	79	273 Pickles & Trout.....	246
162 The Avalon Hill Game Co.....	59	190 JPC Products.....	198, 199	17 The Program Store.....	116, 117
* Balcode Software.....	88	155 JR Software.....	273	21 Programma International.....	85, 141
152 BAP\$ Software.....	273	193 Joe Computer.....	140	364 The Programmers Guild.....	185
201 Barstarrn Corporation.....	218	85 Johnson Associates.....	267	110 Programs Unlimited.....	188, 189
49 Basics and Beyond, Inc.....	251	239 Joseph Bros.....	276	180 Programs Unlimited.....	58
186 Baysian Investment Services.....	265	353 Kaiglo.....	229	441 Prosoft.....	169
237 BCCOMPCO.....	273	230 Kengore Corp.....	159	395 QC Microsystems.....	212
357 Big Five Software Company.....	109	53 LNW Research.....	208, 267	170 QC Microsystems.....	59
181 Blechman Enterprises.....	57	173 Lakefront Software.....	59	269 Quant Systems.....	281
76 Breeze Computing.....	56	198 The Learning Place.....	224	304 Quarp Publishing.....	142
382 Business Micro Products.....	80	14 Level IV Products, Inc.....	156, 202	385 RKS Enterprises, Inc.....	211
325 CC Exchange.....	60	182 Lifeboat Associates.....	57	41 Racet Computes.....	97
316 CFR Associates.....	208	208 Little Bee Educational Programs.....	120	* Realty Software Company.....	213
145 C & S Electronics Mart Ltd.....	271	15 Lobo Drives Int'l.....	Cov.III	70 Remsoft, Inc.....	100
298 The CPU Shop.....	143	306 Mr. X Consulting Inc.....	268	276 Richcraft Engineering Ltd.....	218
294 Caldata Systems.....	218	451 MTS Enterprises.....	277	468 Rochester Data Inc.....	208
38 Case Computer Products Co.....	78	268 Maine Software.....	218	291 Scientific Engineering Lab.....	190
62 Ceccat, Inc.....	64, 269	87 Management Systems Software.....	176	297 Service Technologies Inc.....	243
32 Cload Magazine.....	177	90 Manhattan Software, Inc.....	127	19 Simutek.....	247, 251
100 CompuCover.....	162	270 Mark Gordon Computers.....	171	67 Sirius Systems.....	94
107 Computer Applications Unlimited.....	282	128 Med Systems Software.....	161	232 Snapp, Inc.....	31, 67
199 Computer Case Company.....	242	421 Medfield Computer Software.....	224	434 Soft Sector Marketing Inc.....	172, 173, 263
169 Computer Control Systems, Inc.....	58	272 Mega Systems.....	273	299 Software Concepts.....	238
372 Computer Disc. of America.....	112	104 Mercer Systems.....	128	20 Software Critic.....	218
22 Computer Information Exchange.....	108	20 Meta Technologies Corp.....	11, 15, 17, 21, 23	* Software Discount.....	213
130 Computer Plus.....	221	219 Meta Media.....	9	42 Software Etc.....	103
212 Computer Shopper.....	263	54 Micro Architect.....	133	478 Software Innovations.....	77
392 Computex.....	261	185 Micro Architect.....	60	380 Software Innovations.....	77
9 Computronics, Inc.....	144-151	205 Micro Blajak Systems, Inc.....	213	373 Southern Innovative Design (SID).....	33
204 Comsoft.....	251	214 The Micro Clinic.....	277	132 Spectral Associates.....	265
327 Contact Electronic Specialists, Inc.....	60	379 Micro-Design.....	140	154 Standard & Poors.....	73
10 Contract Services Associates.....	99	476 Micro-80.....	229	438 Stocking Source.....	32
78 Coosol, Inc.....	202	89 Micro Learningware.....	162	82 Sturdivant & Dunn, Inc.....	268
233 Cottage Software.....	138	72 Micro Management Systems Inc.....	65	164 Sturdivant & Dunn, Inc.....	57
7 Custom Computer Center.....	130	68 Micro Matrix.....	267	150 Sublogic.....	224
121 Custom Electronics.....	162	29 Micro Mega.....	88, 223	326 Suma Microwave.....	60
* Cybernetics, Inc.....	123	310 Micro Mint.....	229	403 Superior Software.....	273
83 Cyberware.....	164	384 Micro Systems Software Inc.....	6, 194	167 Sybex, Inc.....	58
134 DAR Sales.....	269	109 Micro Works.....	227	231 Synergistic Solar Inc.....	162
44 Data Train, Inc.....	98	176 Microcomputer Information Services.....	57	139 Syntex Electronic Innovations.....	281
274 Data Trans.....	265	28 Microcomputer Tech. Inc.....	166, 167	161 Syntex Electronic Innovations.....	60
407 Datasoft.....	29, 66	178 Microcosm, Inc.....	58	358 Syracuse R & D Center.....	124
302 Decision Master.....	71	6 Microperipheral Corp.....	187	157 System Shacks.....	124
123 Design Solution, Inc.....	43	168 Microperipheral Corp.....	58	5 Systemworks.....	223
175 Design Solution, Inc.....	59	248 MicroDome.....	273	148 Tab Sales Company.....	138
361 Digital Concepts Inc.....	279	378 Microproof.....	122	45 Taranto & Associates.....	134, 135
313 Digital Data Supply Co.....	218	165 Microsette Co.....	57	147 Task Computer Applications.....	280
368 Digital Systems Engineering.....	130	8 Midwest Computer Peripherals.....	286, 287	25 Texas Computer Systems.....	170
440 Discount Software Group.....	130	112 Miller Microcomputer Services.....	96	402 Turtle Computer Software Corp.....	233
* Disk Supply Company.....	175	24 Mini Micro Mart Inc.....	289	* V R Data Corporation.....	233
88 Docurman Software.....	190	98 Minis 'n' Micros Inc.....	162	137 Van Horn Office Supply.....	279
314 Dorsette Educations.....	128	221 MISOSYS.....	190	432 Vern Street Products/Keyline Computer Products.....	66
488 Eugene F. Dreyer.....	273	177 Modular Software Assoc.....	60	111 Vern Street Products/Keyline Computer Products.....	249
253 Dynatek Information Systems Inc.....	218	* Mullen Computer Products.....	176	363 Walonick Associates.....	253
117 EBG & Associates.....	268	144 Mumford Micro Systems.....	115		
* 80 Microcomputing.....	129, 158, 217, 269, 281, 283-285	135 NDM Design.....	261		
33 80 US Journal.....	Cov.IV	* NRI Schools.....	193		

* This advertiser prefers to be contacted directly.

READER SERVICE

This card valid until May 31, 1981.

Please help us to bring you a better magazine—by answering these questions.

I. What is your age?

- A. under 18
- B. 18-22
- C. 23-40
- D. 41-60
- E. over 60

II. What is your occupation?

- 1. Professional
- 2. Engineer
- 3. Data processing
- 4. Business
- 5. Education
- 6. Technician
- 7. Student
- 8. Other

III. What are your primary applications of your TRS-80 (check only two)?

- A. Business
- B. Games
- C. Home
- D. Education
- E. Scientific
- F. Control
- G. Music

IV. Your TRS-80, is it a

- 1. Level I
- 2. Level II
- 3. Model II
- 4. Don't own one yet

V. What peripherals do you have (check all that apply)?

- A. Expansion interface
- B. Disk
- C. Printer

VI. How much have you spent on hardware?

- 1. less than \$500
- 2. \$500-1,000
- 3. \$1,000-2,000
- 4. \$2,000-4,000
- 5. \$4,000-6,000
- 6. more than \$6,000

VII. How much have you spent on software?

- A. less than \$100
- B. \$100-250
- C. \$250-500
- D. \$500-1,000
- E. more than \$1,000

VIII. What is your level of education?

- 1. Post-graduate
- 2. College
- 3. High school

IX. How many people read your copy of 80 Microcomputing?

- A. 1
- B. 2
- C. 3
- D. 4 or more

X. If you are not a subscriber please circle number 500.

Reader Service: To receive more information from any of the advertisers in this issue of 80 Microcomputing, circle the number on the postage-paid Reader Service Card that corresponds with the Reader Service number on the ad in which you are interested. You will find numbers, preceded by a ✓, near the logo of each advertiser. Complete the entire card, drop into a mailbox and in 4-6 weeks you will hear from the advertiser directly.

1	6	11	16	21	126	131	136	141	146	251	256	261	266	271	376	381	386	391	396
2	7	12	17	22	127	132	137	142	147	252	257	262	267	272	377	382	387	392	397
3	✓	13	18	23	128	133	138	143	148	253	258	263	268	273	378	383	388	393	398
4	9	14	19	24	129	134	139	144	149	254	259	264	269	274	379	384	389	394	399
5	10	15	20	25	130	135	140	145	150	255	260	265	270	275	380	385	390	395	400
26	31	36	41	46	151	156	161	166	171	276	281	286	291	296	401	406	411	416	421
27	32	37	42	47	152	157	162	167	172	277	282	287	292	297	402	407	412	417	422
28	33	38	43	48	153	158	163	168	173	278	283	288	293	298	403	408	413	418	423
29	34	39	44	49	154	159	164	169	174	279	284	289	294	299	404	409	414	419	424
30	35	40	45	50	155	160	165	170	175	280	285	290	295	300	405	410	415	420	425
51	56	61	66	71	176	181	186	191	196	301	306	311	316	321	426	431	436	441	446
52	57	62	67	72	177	182	187	192	197	302	307	312	317	322	427	432	437	442	447
53	58	63	68	73	178	183	188	193	198	303	308	313	318	323	428	433	438	443	448
54	59	64	69	74	179	184	189	194	199	304	309	314	319	324	429	434	439	444	449
55	60	65	70	75	180	185	190	195	200	305	310	315	320	325	430	435	440	445	450
76	81	86	91	96	201	206	211	216	221	326	331	336	341	346	451	456	461	466	471
77	82	87	92	97	202	207	212	217	222	327	332	337	342	347	452	457	462	467	472
78	83	88	93	98	203	208	213	218	223	328	333	338	343	348	453	458	463	468	473
79	84	89	94	99	204	209	214	219	224	329	334	339	344	349	454	459	464	469	474
80	85	90	95	100	205	210	215	220	225	330	335	340	345	350	455	460	465	470	475
101	106	111	116	121	226	231	236	241	246	351	356	361	366	371	476	481	486	491	496
102	107	112	117	122	227	232	237	242	247	352	357	362	367	372	477	482	487	492	497
103	108	113	118	123	228	233	238	243	248	353	358	363	368	373	478	483	488	493	498
104	109	114	119	124	229	234	239	244	249	354	359	364	369	374	479	484	489	494	499
105	110	115	120	125	230	235	240	245	250	355	360	365	370	375	480	485	490	495	500

80 Microcomputing • POB 2743 • Clinton IA 52735

80 Microcomputing • MARCH 1981

BOOKS

80 Microcomputing
Peterborough NH 03458

Please send me the following 80 Microcomputing products:

Qty.	Catalog #	Title	Unit Price	Total

Add \$1 shipping/handling _____

Total _____

Enclosed \$ _____ Check M.O.

Bill: AE MC VISA

Card # _____

Exp date _____ Interbank # _____

Signature _____

Name _____

Address _____

City _____ State _____ Zip _____

Please allow 4-6 weeks for delivery

No C.O.D. orders accepted.

SUBSCRIPTION

80 Microcomputing POB 981
Farmingdale NY 11737

80 Microcomputing
subscribers
SAVE 40%
Subscribe now.

Please allow 4-6 weeks for delivery

New Subscription Renewal

1 year—\$18 2 years—\$30 3 years—\$45

Enclosed \$ _____ Check M.O.

Bill: MC VISA AE Me

Card # _____ Exp. date _____

Signature _____ Interbank # _____

Name _____

Address _____

City _____ State _____ Zip _____

Canada: \$20 1 year only, US funds
Other foreign: \$28 one year only, US funds

313B9



NO POSTAGE
NECESSARY
IF MAILED
IN THE
UNITED STATES

BUSINESS REPLY CARD

FIRST CLASS PERMIT NO. 780 FARMINGDALE NY 11737

POSTAGE WILL BE PAID BY ADDRESSEE



Subscription Dept.
POB 981
Farmingdale NY 11737



NO POSTAGE
NECESSARY
IF MAILED
IN THE
UNITED STATES

BUSINESS REPLY CARD

FIRST CLASS PERMIT NO. 80 PETERBOROUGH NH 03458

POSTAGE WILL BE PAID BY ADDRESSEE



Peterborough NH 03458



POB 2743
Clinton IA 52735

POSTAGE WILL BE PAID BY ADDRESSEE

BUSINESS REPLY CARD

FIRST CLASS PERMIT NO. 217 CLINTON IA 52735



NO POSTAGE
NECESSARY
IF MAILED
IN THE
UNITED STATES





LOBO'S NEW LDOS™ Puts muscle in your TRS-80*

LOBO DRIVES' new LDOS™ Disk Operating System is loaded with outstanding features that will enable you to realize the full power and potential of your TRS-80.* With LDOS, you can support up to eight drives (5¼ and 8-inch drives, double-sided drives, double-density drives, 80-track drives), including the new 8-inch and 5¼-inch Winchester fixed disk drives, in any combination.

Other LDOS muscle building features include: ISAM accessing techniques; keyboard typeahead; Graphic string packer; Dated files, Marked files; File transfer by class; Built-in


* TRS-80 is a registered trademark of Radin Shack, a Tandy Company.

lower case display drivers; Non-breakable AUTO and DO commands, and many, many more.

LDOS is the perfect operating system to use with your LOBO DRIVES LX-50 or LX-80 expansion interface and disk drive subsystems. There's even an 800 number for instant service. To find out how you can put more muscle into your TRS-80, contact your nearest LOBO Drives dealer or call or write.

LDOS is available:

- Operating System Diskette with Master Reference Manual \$139
- Master Reference Manual Only \$25




LOBO
drives
INTERNATIONAL

LOBO DRIVES, INT'L ✓15
354 South Fairview Ave.
Goleta, CA 93117
(805) 683-1576

Two proven ways to expand your TRS-80* capability

Exatron's Stringy/Floppy... speed, capacity and reliability for only \$249.50



Exatron's Stringy/Floppy mass storage system gives you the speed, capacity and reliability of a mini-disk system at far less cost. Thousands of ES/F users agree.

Here's your complete Starter System:


- ES/F Operating Manual
- Basic ES/F System (\$249.50)
- 10 Blank Wafers
- ES/F Monitor Program
- Tutorial Demo Program
- 2 for 1 Bus Connector
- Data I/O Program
- FREE 1 Year Subscription to 80-U.S., the User's Journal
- Complete Info Package
- Complete Starter Kit: \$299.50

CALL OUR FREE HOTLINE

(800) 538-8559


IN CALIFORNIA: (408) 737-7111

Or contact:

 **exatron**
181 Commercial Street
Sunnyvale, CA 94086

*TRS-80 Trademark of Tandy Co.

80-U.S.
TRS-80 User's Journal
New "How-To" info
for the serious
TRS-80 user



80-U.S. is expanding with more pages, programs and color with heavy emphasis on advanced TRS-80 applications... plus a regular Exatron Stringy/Floppy feature.

Special Introductory offer \$9.95 per year

We'll send you six issues of 80-U.S. for only \$9.95... almost half the regular price. If you purchase an Exatron Stringy/Floppy System, we'll send them FREE.

OFFER VALID UNTIL MARCH 31, 1981.

Send to:

80-U.S.

80-U.S. Journal ✓³³
3838 South Wamer Street
Tacoma, WA 98409
(206) 475-2219

Sign me up! I can't resist at \$9.95!

Check Money Order M/C or Visa

CARD NUMBER

EXP DATE

NAME

ADDRESS

CITY

STATE

ZIP

Offer good only in the United States.