

Season's Greetings


6809

EXPRESS

The Official Publication of the
PENN - JERSEY COLOR COMPUTER CLUB

VOLUME 3 NUMBER 12


DECEMBER 1985



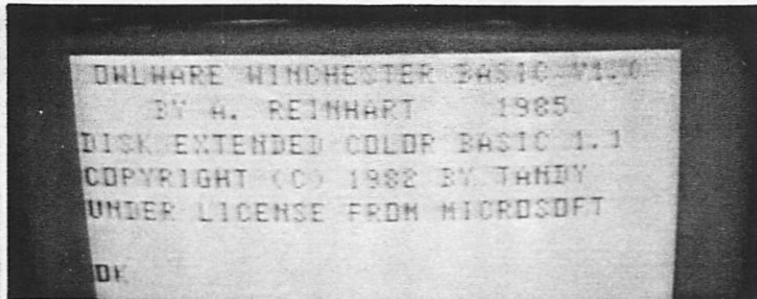

Tom Castronuova demonstrates Radio Shack's "Electronic Notebook" to attentive club members at the November meeting.

**NEXT MEETING
IS FRIDAY
DECEMBER 27th**

The December meeting will be held Friday, Dec. 27, (two days after Christmas) at 7 p.m. at the Northampton County Community College. IT'S PARTY TIME and the newly elected officers will be sworn into office. Come, enjoy the goodies and reminisce over the club's existence the last three years. There will not be no set program for the evening so you can come, stay a little bit or stay longer and enjoy the camaraderie of other club members and guests.



NEXT MEETING IS FRIDAY DECEMBER 27th



Al Reinhart, left, author of Owl-Ware's Winchester Basic and Tom Roginski, right, owner of Owl-Ware, discuss the Winchester Basic and how it is used with Owl-Ware's hard disk system. Al and Tom demonstrated the disk basic as a "sneak preview" to the Penn-Jersey Color Computer Club since the software is about 99 per cent complete. Anyone interested in the hard disk or Winchester Basic should contact Owl-Ware at 215-682-6855.

MEETING MINUTES OF NOVEMBER 29, 1985

The November meeting of the PENN JERSEY Color Computer Club was opened by club President Roni DeGarmo at 7:22 PM.

Roni began by welcoming members and guests to the meeting. The president called for a report from Clyde Gano, treasurer. Clyde reported on the club's financial status. The report was approved as presented.

Next Roni asked for approval of the October meeting minutes as printed in the newsletter. The minutes were approved and seconded.

UNDER OLD BUSINESS

Under old business - Al Krapf indicated that the tin someone left last year after the meeting which contained cookies will be available to be picked up next month. No other old business was indicated so the meeting moved onto the important topic of the night - election of officers for the year 1986.

The process was begun by posting the nominations as of the close of business in the October meeting. Roni posted the names and nominations as below.:

- PRESIDENT Roni DeGarmo -- Unopposed
- SECRETARY Sally Lanshe -- Unopposed.
- VICE- PRESIDENT: Don Lauer, Jerry Behler, Al Krapf.
- NEWSLETTER EDITOR : Reinhold Radke, Unopposed.
- TREASURER: Tom Castronuova, Unopposed.
- LIBRARIAN: Paul Eckhart, Bob Zugates.
- PUBLICITY: Mary Brown, Nelson Russell.

Roni asked if there were any more additional nominations. There were no additional nominations. Motion was made to close the nominations and was seconded.

UNDER NEW BUSINESS

The topic was election of officers on the slate as above. Roni appointed Tom Rodginski, Kenneth Dawe and Ricky Moyer to be Judge of Elections. The secretary then handed out ballots to all attending members going by the latest membership list.

Motion to recess meeting until all votes were counted was made and seconded. The meeting was recessed for 12 minutes.

After recess Tom Rodginski handed the election results to the president.

The new officers for the 1986 year are:

- PRESIDENT: Roni DeGarmo
- VICE PRESIDENT: Jerry Behler
- TREASURER: Tom Castronuova
- SECRETARY: Sally Lanshe
- EDITOR : Reinhold Radke
- LIBRARIAN: Paul Eckhart
- PUBLICITY: Nelson Russell

In addition to the above elected officers the following were named as committee members:

- CLEAN UP - Eric Moyer Dave Buss, Larry Swan.
- REFRESHMENT - NO VOLUNTEERS (LOOKS LIKE WE ALL GO DRY)
- EQUIPMENT- Steve Pitino, Richard Kravitz, Ricky Moyer, Jerry Behler, and Jason Fox.

Continued on page 4

6809 EXPRESS
PENN - JERSEY COLOR COMPUTER CLUB

The "6809 EXPRESS" is the official monthly publication of the PENN-JERSEY COLOR COMPUTER CLUB. The club is based in the greater Lehigh Valley area of Northeastern Pennsylvania including sections of Northwest New Jersey. Any club or non-profit organization may reprint any part of the newsletter as long as credit is given. PJCC will gladly exchange newsletters with any other computer club. For any written correspondence send your request to EDITOR, 6809 EXPRESS, Penn-Jersey Color Computer Club, P.O. Box: 2742, Lehigh Valley, Pa. 18001.

President	- Roni DeGarmo
Vice Pres.	- Phil Herman
Editor	- Reinhold Radke
Secretary	- Tom Castronuova
Treasurer	- Clyde Gano
Librarian	- Paul Eckhart
Publicity	- Nelson Russell
Bulletin Bd.	- Jim Mangan
West Coast	-
Correspondent-	Tony Cappellini

PJCC assumes no responsibility for errors or omissions. Neither is any liability assumed for damages resulting from the use of any information contained in this newsletter.

DESKMATE - COMPLETE COCO WORK STATION

PART ONE OF A SERIES OF ARTICLES ON DESKMATE

By Jim Mangan, PJ-CCC Sysop of "CoCo Den"

DESKMATE is a comprehensive package of 6 easy to use applications brought out by Radio Shack for most of its models including our favorite, our one and only, "COCO".

THE SIX MAJOR APPLICATIONS

CALENDAR-

Lets you set up any type of schedule for any day, month or year. Also can be used to set up dates to remember such as birthdays, anniversaries, appointments, or whatever.

TEXT EDITOR-

A general purpose text entry and editing application to make word processing simple.

INDEX CARDS-

A personal filing system by which you can create and manage files on tapes, disks, books or anything so desired.

PAINT-

A 4-color picture editor that lets you use the screen as a canvas to create graphics display. This section has tools, icons, designs, palette ...etc. that are very useful in creating colorful graphics.

LEDGER-

A valuable tool for both business and personal ventures. Budgeting is made simple by this application.

TELECOM-

A communication application designed primarily for use with telecomputer information services and for the transmitting or receiving DESKMATE data files.

DESKMATE also features several sub-functions (Folder, Printer, Calculator, Time, Display and Cursor control, which can be used at any time throughout DESKMATE. There are also pop-up menus and help windows throughout the entire program to guide you through each task, so there is no need to wade through lengthy technical instructions.

REQUIRED EQUIPMENT

- 64K EXTENDED BASIC COCO
- 1 DISK DRIVE
- TV OR MONITOR (COLOR RECOMMENDED)

To enjoy the advantages of TELECOM you must have:


- A standard modem.
- RS-232 Pak.
- Multipak Interface.

To expand DESKMATE'S versatility you can add:

- Mouse or joystick.
- A second Disk Drive.
- A printer with serial port (Dot matrix, daisy wheel or Jet printer).

Continued on page 4

PJ-CCC SYSOP WINS GOLD WRITING AWARD



Jim Mangan is pictured with the 6809 EXPRESS "GOLD AWARD" for his feature on CoCo Max in the May 1985 issue of the newsletter.

Jim Mangan, Penn-Jersey Color Computer Club's SYSOP and biggest benefactor, won the annual GOLD writing award from the club's newsletter, 6809 EXPRESS. The award is for his feature story on COCO MAX featured in the May 1985 issue of the newsletter.

Notified of his award via "COCO DEN" (his BBS) Jim was surprised that he was selected. But of those who read the monthly newsletter faithfully know that he has been the most prolific writer for his reviews and feature articles.

While chatting via the BBS to make arrangements to have his photo taken, I kiddingly told Jim to make sure that he would shave for the photo, and by gosh he took me up on it and shaved off his thin beard - I was only kidding Jim.

Well, Jim deserves the award and much more than that -- our grateful thanks for ALL he has done for PJ-CCC since its beginning. He not only takes the time and spends the money to run the "COCO DEN" BBS for the club, but he also has donated most of the items in the club's library, from all the RAINBOW, HOT COCO and other computer magazines and lots and lots of software. Besides that anyone in need of help with a computer problem can call Jim and he always has been of help.

Congratulations Jim and thanks again from PJ-CCC.

PS. Don't forget to read Jim's first in a series of articles on Radio Shack's new "DESKMATE" software for the CoCo.

DESKMATE is an excellent program that is OS-9 driven. DESKMATE uses and takes advantage of the power and directory-orientational processes of the OS-9 computer operating system. The normal Radio Shack Disk commands of Disk initialization and BACKUP CANNOT be used by DESKMATE as it is an OS-9 program. You DO NOT NEED OS-9 to run, format, or backup DESKMATE. To first load DESKMATE, it is placed in drive0 and the command "DOS" is entered. If your system does not accept the "DOS" command then there is a short Basic program in the DESKMATE manual that must be typed in and run. This is the same as the original OS-9 "BOOT" or RUN "†". I have tried using the OS-9 BOOT DISK on my BBS System which is RS DOS 1.0 and it loads in DESKMATE just fine. The BOOT DISK also has a drive speed check. Both drives that the Hardware SIG worked on still check-out at 300.0X RPM.

The first thing that should be done upon loading in DESKMATE is to make backup copies of the ORIGINAL DESKMATE DISK as this original disk should ONLY be used for making "WORKING" Disks of DESKMATE. So the first thing to do is to point arrow at "DISK" on the MENU bar at the top of the screen and click. Here you see your first pop-up menu.

INITIALIZE

BACKUP

SWAP

? HELP

So all you do is either point and click with mouse or joystick or point and enter with the arrows to the desired selection on the menu. You are then prompted through each operation. You MUST first INITIALIZE or FORMAT NEW DISK, then you BACKUP DESKMATE on your newly formatted disk. When finished creating a "WORKING" disk, put the original DESKMATE disk away in a SAFE place until needed for more disk initialization and backups. Now using your newly created copy you are now ready to investigate, learn, and operate DESKMATE. DESKMATE is intended for use by the average COCO user and no special talent or expertise is required. It is mainly intended for HOME and PERSONAL use, but it can also be useful in a small business.

I am using the Mouse, which I first bought to use with COCOMAX. It's really fun to just point and click your way through DESKMATE while learning all about this multi-use program.

The main MENU is really loaded like a command center where you can just point and click with mouse or joystick at everything or if one prefers to use the ARROW KEYS and [ENTER]. I personally think using the MOUSE is by far the easiest way to access DESKMATE'S numerous applications, MENUS and HELP functions. And also because it's a lot more FUN!! On the main menu screen, besides the six application noted above, there is a Menu Bar and an Icon Bar which also have their own interesting feature along with sub-menus. And finally there appears on the Main Menu screen FOLDERS for DATA 1, DATA 2, PROG 3, PROG 4, and last but not least a TRASH CAN.

Let's take a look at the MENU BAR. It runs across the top of the MAIN MENU screen and contains SEVEN Items, Namely "FILE" "FOLDER" "DISK" "?" "UP ARROW" "DOWN ARROW" and "†".

The first three have their own pop-up menus and the "?" has quite a long text for help. The "DISK" allows you to format and backup DESKMATE in either a one or two drive system. When you point at the "†", the MENU BAR is replaced by the ICON BAR. This is a real neat part of DESKMATE as there is now showing across the top of the MAIN MENU screen, EIGHT ICONS of the following, "FOLDER" "PRINTER" "CALCULATOR" "CLOCK" "TV" "MOUSE" "?" & "†".

The FOLDER tells where the DATA and PROG are located. The printer lets you format margins, lines per page and printer carriage width. The printer baud rate can be set at 600 or 1200 and it can be set for continuous or single sheet operation. When choosing the calculator, it is shown as such at the bottom right with simple 4 math functions. The CLOCK is used to reset the TIME and DATES. The TV gives you a choice of four different colored screens. The MOUSE gives you a choice of using either the MOUSE/JOYSTICK option or the ARROW keys.

At this point I will cut off my review as I have yet to fully investigate the six main applications but so far I must say that I am truly impressed by this Radio Shack presentation for a couple of reasons. The first being that it shows that Radio Shack has not now or will in the foreseeable future about to abandon the COCO and will continue to support the COCO and maybe bring out an improvement or a long delayed upgrade of its Color Computer. Secondly the DESKMATE is a very useful, user friendly program that the average COCO owner should look into.

In this reviewer's opinion, DESKMATE rates a triple "A", four star rating. The manual is very easy to read and is written in DOWN-TO-EARTH, NON-TECHNICAL LANGUAGE which everyone should have no trouble using. So those of you who would like to expand the capabilities of your COCO, I seriously urge you to look into getting DESKMATE. The cost may seem high at first but you are really getting SIX programs in one and looking at the cost per program then it seems very reasonable. Thanks Radio Shack for your continued support for the BEST, OUR "†COCO†".


Reviews of the SIX major applications will appear in future issues of the 6809 EXPRESS.

FROM THE †COCO†
JIM MANGAN 12/10/85
SEANUS, YOUR SYSOP

MEETING MINUTES (Continued from page 2)

After announcing the results of the elections Roni asked if there was any more new business to discuss none was indicated so the president summed up by reminding everyone that next month is the club party and no particular topic will be discussed. New officers will be sworn in and she reminded everyone to bring in cakes and cookies to ring in the holiday season. No other topics were indicated and motion was made and seconded to adjourn the meeting. Topic of the night was Disk Basic presented by club member Tom Roginski, who demonstrated his hard disk - Owl-Ware Winchester Basic with the author Al Reinhart.

Submitted by
Tom Castronuova
Secretary



PJ-CCC Librarian Paul Eckhart loves the way the "hard disk" drive works with the CoCo at the demonstration by Owl-Ware at the November meeting.

PUT HACKSAW TO YOUR PRINTER

For those of you with printer covers that really don't have a good edge to rip your paper from the printer, here is an idea I saw at my automobile service center. In their Bear automotive computer machine which is hooked up to either the engine or electrical system they had a problem with the paper getting jammed in their printer output. They discovered that a hacksaw, with one millimeter washers underneath solved their problem and they can now rip the printout off without the paper twisting or being torn unevenly.

I tried to see if it works and temporarily taped a hacksaw blade to my cover and what-do-you-know it works super. I didn't put the blade on by printer cover as of yet since I really don't use the cover on my Gemini 10X anyhow. But I probably will put a blade on just in case I need it and the scissors aren't laying around. Those of you who have problems with tearing your printer paper from your printer try this and see if you don't agree that it works great. Oh yes, my serviceman says he'll patent the idea so you better do it now or he'll want a royalty.

FILE COMPUTER MAGAZINES

IN 3-RING BINDERS

PJ-CCC member Pete Unks provided a tip at the last meeting on how he files his RAINBOW Magazines in three ring binders. He purchased plastic no-punch magazine holders which slip into the magazine and then can be snapped into a three-ring binder. The holders are available from STARCREST of California, 19465 Brennan Ave., Perris, CA 92379. Cost last month was 12 holders for \$1.99. Regular price is 12 for \$3.99. I don't know if the \$1.99 price is still good but even at \$3.99 it's a bargain. When you write mention STOCK NO. 3-9606-9.

S L O W SCROLL BASIC PROGRAM

Here is a basic program which allows you to S L O W scroll your basic listing with the use of the joystick. Enter the listing before the start of your program (make sure the line numbers don't overwrite your basic program), finish typing your program and then type RUN and then LIST to review your program. Use the RIGHT joystick to speed up or slow down the scrolling of the lines. This is a very good way of double checking your typing. Remember that when you have this program activated anything you type on the screen will be a little slower.

You can save this listing on tape or disk and load it before any basic program to check on the listing without having it printed out on the printer.

```

1 FOR X=1000 TO 1015
2 READ A:POKE X,A:NEXT X
3 POKE 360,3:POKE 361,232
4 DATA 52,86,189,169,222
5 DATA 190,1,91,48,1,189
6 DATA 167,211,53,86,57
7 END:

```

LIBRARY ADDITIONS

Additions to the PJ-CCC Library made recently were cassette tapes of: Pyramid Adventure; Katerpillar; Ghost Gobbler; Snowplow; Trapfall; Light Pen Programs; Zaxxon; Family (Genealogy program); Chromasette (Mar. 1984); CoCo Cassette # 20 and CoCo Cassette # 22. These were contributed by Paul Eckhart.

Thanks also go to Jerry Behler who donated a box of blank disks so back-ups of library programs could be made. Thanks to both Paul and Jerry.



Jim Mangan's "Mac Inker" is pictured above as it re-inks his Prowriter ribbon. Jim wrote about the Mac Inker in the November issue of the 6809 EXPRESS. The inker can be used with almost any type of ribbon, cartridge or spool-type, seven colors of ink and uninked cartridges and ink kits are available from Computer Friends, 6415 SW Canyon Ct., Ste. 10, Portland, Oregon 97221. For more on the Mac Inker, see the November newsletter.

"FAMILY DECISION MAKER"

The following is a short basic program from an issue of FAMILY COMPUTING magazine for the CoCo.

How would you like to use your home computer for solving problems like, "Who will use the computer first, Jimmy or Bobby?"...or how about, "Should we use the TV to watch a movie or play with the computer?". The FAMILY DECISION MAKER can help you solve these problems, and more. It will make the decision for you, by picking a random choice. All you have to do is type in the options.

```
10 CLS
20 PRINT "FAMILY DECISION MAKER"
30 FOR T = 1 TO 1500:NEXT T
40 CLS
50 PRINT "TYPE IN THE OPTIONS"
60 PRINT "AND THE COMPUTER WILL DECIDE"
70 INPUT "WHAT IS OPTION #1":O1#
80 INPUT "WAHT IS OPTION #2":O2#
90 PRINT "I'M THINKING IT OVER....."
100 FOR T = 1 TO 3000:NEXT T
110 C=RND(2)
120 CLS
130 PRINT "MY CHOICE IS:"
140 IF C = 1 THEN PRINT O1#
150 IF C = 2 THEN PRINT O2#
```

In this program the computer makes its choice in line 110. Lines 90 and 100 are where the computer is, "thinking it over". You probably noticed that the computer isn't really "thinking it over". It's actually counting up to 3000, then executing line 110. The choice is printed on the screen in lines 130-150.

The VARIABLES are:

T=time delay
C=choice
O1#=option #1
O2#=option #2


COMPUTER FLEA MARKET JANUARY 11

The 6th annual Philadelphia Area Microcomputer Show and Flea Market will be held Saturday, January 11, 1986 from 10 a.m. to 4 p.m. at the George Washington Conference Center, Exit 27, PA Turnpike at Willow Grove, Pa.

175 vendors of new and used computer equipment will be featured and everything will be indoors. Regular admission for this Ken Gordon Production is \$6.00 for adults and children (5-12) is \$3.00. PJ-CCC has several \$1 OFF tickets and they will be available at the December 27th meeting. So come and get them from Nelson Kussell or Reinhold Kadke.

"COCO DEN"

215-866-1805



FOR CLUB MEMBERS ONLY

35% DISCOUNT ON ALL OWLWARE SOFTWARE

DRIVE 0	DRIVE 1
\$179	\$89
with R/S controller	Case & power supply

HARD DRIVE
5 MEG \$450
interface included

Fabulous EPSON Drives
Double Sided
are now available.

FOR CLUB MEMBERS ONLY

SEE TOM ROGINSKI at meeting or CALL (215)682-6855

OWL-WARE

P.O. Box 116-F
Hertztown, Pa. 19539



P.O. BOX 2742
LEHIGH VALLEY, PA 18001

